

Liftcrane Jib Capacities

Jib No. 148 on
 Boom No. B60:500
 with Mast No. M10:503 or Mast No. M11:503
 386,000 lb VPC (Variable Position Counterweight)
 Crawler Machine on a Barge
 0 Degree thru 2 Degree Static Machine List
 No Travel - 360 Degree Rating

MLC300 VPC-MAX SERIES 2



LIFTING CAPACITIES: Chart supplements Boom Capacity chart No. 9439-A. Lifting capacities are for a crawler machine when operating on a barge. Machine shall be positively secured to prevent shifting. Lifting capacities for various boom lengths, jib lengths, and jib operating radii are for freely suspended loads and may be based on percent of static tipping or strength of structural components. Capacities must be reduced by applicable deducts.

Weight of all load blocks, hooks, weight ball, slings, hoist lines, etc., beneath boom and jib point sheaves is considered part of load. Boom and jib are not to be lowered beyond radii where combined weights are greater than rated capacity. Where no capacity is shown, operation is not intended or approved.

BOOM BACKWARD STABILITY: Capacities indicated by (b) require 2,400 lb minimum weight suspended beneath jib point, (c) require 10,000 lb minimum weight, and (d) require 20,000 lb minimum weight. **Caution: Do not operate in areas indicated by (b), (c), or (d) without required minimum weight.** *Boom and jib may not lower and boom hoist wire rope may go slack causing wire rope damage or failure.*

OPERATING CONDITIONS: Machine to operate on a firm and uniformly supporting surface with machine list not to exceed degrees noted. Refer to Boom Rigging No. 81023382, Jib Rigging No. 84049566, Mast Rigging No. 81025690 or No. 84045340, Wire Rope Specification chart No. 9366-A, Counterweight Arrangements chart No. 9345-A, and Wind Conditions chart No. 9480-A. Crane operator judgment must be used to allow for dynamic load effects of swinging, hoisting or lowering, wind conditions, as well as adverse operating conditions and physical machine depreciation. Refer to the Operator Manual for operating guidelines.



OPERATING RADIUS: Operating radius is horizontal distance from axis of rotation at barge deck to center of vertical hoist line or load block.



BOOM ANGLE: Boom angle in degrees ($^{\circ}$) is angle between horizontal and centerline of boom butt and inserts, and is an indication of operating radius. In all cases, operating radius shall govern capacity.



JIB POINT ELEVATION: Jib point elevation is vertical distance from barge deck to centerline of jib point shaft.

MACHINE EQUIPMENT: Machine equipped with VPC-MAX, 31 ft 10 in. crawlers, 48 in. or 60 in. treads, 30 ft live mast, 98.4 ft mast, 10 part boom hoist reeving, boom support straps, and 386,000 lb VPC.

Warning: Luffing jib backstay straps must be removed before use of this chart. *Crane tipping or structural damage can occur.*

MLC300 VPC-MAX S-2



Refer to Table 1 for raising ability with the maximum weight of all load blocks, hooks, weight ball, slings, and hoist lines beneath boom and jib point sheaves. For block weights shown with #, load blocks, hooks, weight ball, and slings must remain on barge deck until combined weights are within rated capacity of chart. Raising is not permitted in shaded areas of table.

Select counterweight position from Table 1 that will allow raising and lowering of boom and jib length. Counterweight position selection may be changed with jib on barge deck or while jib is within operating range of capacity chart.

Combined weight beneath boom and jib point sheaves must not exceed block weight shown. Total weight beneath jib point must not exceed 6,200 lb.

Table 1a

Over End or Side of Crawlers												
Boom Length (ft)	39.4 ft Jib Length						59.1 ft Jib Length					
	Counterweight Position						Counterweight Position					
	34.8 ft			48.0 ft			34.8 ft			48.0 ft		
	Machine List						Machine List					
	0°	1°	2°	0°	1°	2°	0°	1°	2°	0°	1°	2°
	Block Weight (lb)						Block Weight (lb)					
137.8	22,900	22,900	22,900	22,900	22,900	22,900	22,900	22,900	22,900	22,900	22,900	22,900
157.5	22,900	22,900	22,900	22,900	22,900	22,900	22,900	22,900	22,900	22,900	22,900	22,900
177.2	22,900	22,900	22,900	22,900	22,900	22,900	22,900	22,900	22,900	22,900	22,900	22,900
196.9	22,900	22,900	22,900	22,900	22,900	22,900	22,900	22,900	22,900	22,900	22,900	22,900
216.5	22,900	22,900	22,900	22,900	22,900	22,900	22,900	22,900	22,900	22,900	22,900	22,900
236.2	22,900	22,900	22,900	22,900	22,900	22,900	22,900	22,900	22,900	22,900	22,900	22,900
255.9	22,900	22,900	22,900	22,900	22,900	22,900	22,900	22,900	22,900	22,900	22,900	22,900
275.6	22,900	22,900	22,900	22,900	22,900	22,900	15,800	15,800	15,800	22,900	22,900	22,900
295.3	15,800	15,800	15,800	22,900	22,900	22,900	15,800	8,300	8,300	22,900	22,900	22,900
315.0	8,300	8,300	8,300	8,300	8,300	8,300	8,300	8,300	#	8,300	8,300	8,300
334.6	#	#		#	#		#	#		#	#	
354.3				#	#		Raising Not Permitted			#	#	

MLC300 VPC-MAX S-2



Table 1b

Over End or Side of Crawlers												
Boom Length (ft)	78.7 ft Jib Length						98.4 ft Jib Length					
	Counterweight Position						Counterweight Position					
	34.8 ft			48.0 ft			34.8 ft			48.0 ft		
	Machine List						Machine List					
	0°	1°	2°	0°	1°	2°	0°	1°	2°	0°	1°	2°
	Block Weight (lb)						Block Weight (lb)					
137.8	22,900	22,900	22,900	22,900	22,900	22,900	22,900	22,900	22,900	22,900	22,900	22,900
157.5	22,900	22,900	22,900	22,900	22,900	22,900	22,900	22,900	22,900	22,900	22,900	22,900
177.2	22,900	22,900	22,900	22,900	22,900	22,900	22,900	22,900	22,900	22,900	22,900	22,900
196.9	22,900	22,900	22,900	22,900	22,900	22,900	22,900	22,900	22,900	22,900	22,900	22,900
216.5	22,900	22,900	22,900	22,900	22,900	22,900	22,900	22,900	22,900	22,900	22,900	22,900
236.2	22,900	22,900	22,900	22,900	22,900	22,900	22,900	22,900	22,900	22,900	22,900	22,900
255.9	22,900	22,900	22,900	22,900	22,900	22,900	22,900	22,900	22,900	22,900	22,900	22,900
275.6	15,800	15,800	15,800	22,900	22,900	22,900	15,800	15,800	15,800	22,900	22,900	22,900
295.3	8,300	8,300	8,300	22,900	22,900	22,900	8,300	8,300	8,300	22,900	22,900	22,900
315.0	#	#	#	8,300	8,300	8,300	#	#	#	8,300	8,300	8,300
334.6	#	#	#	#	#	#	#	#	#	#	#	#
354.3	#	#	#	#	#	#	#	#	#	#	#	#

Table 1c

Over End or Side of Crawlers												
Boom Length (ft)	118.1 ft Jib Length						137.8 ft Jib Length					
	Counterweight Position						Counterweight Position					
	34.8 ft			48.0 ft			34.8 ft			48.0 ft		
	Machine List						Machine List					
	0°	1°	2°	0°	1°	2°	0°	1°	2°	0°	1°	2°
	Block Weight (lb)						Block Weight (lb)					
137.8	22,900	22,900	22,900	22,900	22,900	22,900	22,900	22,900	22,900	22,900	22,900	22,900
157.5	22,900	22,900	22,900	22,900	22,900	22,900	22,900	22,900	22,900	22,900	22,900	22,900
177.2	22,900	22,900	22,900	22,900	22,900	22,900	22,900	22,900	22,900	22,900	22,900	22,900
196.9	22,900	22,900	22,900	22,900	22,900	22,900	22,900	22,900	22,900	22,900	22,900	22,900
216.5	22,900	22,900	22,900	22,900	22,900	22,900	22,900	22,900	22,900	22,900	22,900	22,900
236.2	22,900	22,900	22,900	22,900	22,900	22,900	22,900	22,900	22,900	22,900	22,900	22,900
255.9	22,900	22,900	22,900	22,900	22,900	22,900	15,800	15,800	15,800	22,900	22,900	22,900
275.6	8,300	8,300	8,300	22,900	22,900	22,900	8,300	8,300	8,300	22,900	15,800	15,800
295.3	8,300	8,300	8,300	22,900	15,800	15,800	#	#	#	22,900	8,300	8,300
315.0	#	#	#	8,300	8,300	8,300	#	#	#	8,300	#	#
334.6	#	#	#	#	#	#	#	#	#	#	#	#
354.3	#	#	#	#	#	#	#	#	#	#	#	#

Explanation of Symbols



Jib No. 148
+
Boom No. B60:500



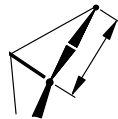
VPC (Variable Position Counterweight)



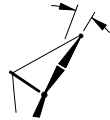
360 Degree Rating



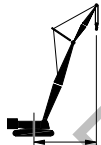
Boom Length



Jib Length



Jib Offset Angle



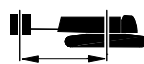
Operating Radius
(see page 1)



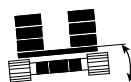
Boom Angle
(see page 1)



Jib Point Elevation
(see page 1)



Counterweight Position
from Axis of Rotation

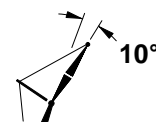
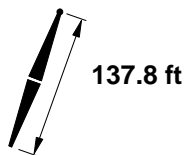



Machine List



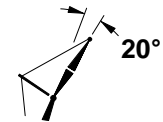
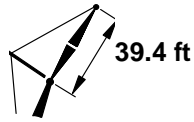
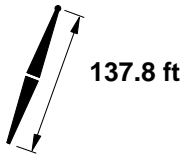
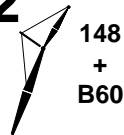
Lifting Capacities
(see page 1)

MLC300 VPC-MAX S-2



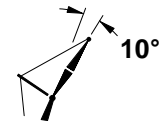
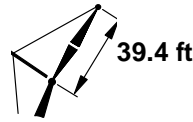
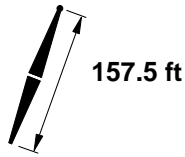
ft	°	ft	34.8 ft			48.0 ft			ft			
			0°			1°				2°		
			lb	lb	lb	lb	lb	lb		lb	lb	lb
38	82.3	182.1	143,300c	135,900d		143,300c	135,900d		38			
40	81.6	181.7	143,300c	135,600d		143,300c	135,600d		40			
45	80.0	180.6	143,300b	134,700c	123,200d	143,300b	134,700c	123,200d	45			
50	78.3	179.4	143,300	134,000c	122,600c	143,300	134,000c	122,600c	50			
55	76.6	178.0	143,300	133,400b	122,100c	143,300	133,400b	122,100c	55			
60	75.0	176.5	143,300	132,800	121,700b	143,300	132,800	121,700b	60			
65	73.3	174.7	143,300	132,200	121,300	143,300	132,200	121,300	65			
70	71.5	172.9	139,100	130,700	120,400	139,100	130,700	120,400	70			
75	69.8	170.8	132,200	128,200	118,500	132,200	128,200	118,500	75			
80	68.0	168.6	125,900	125,300	116,500	125,900	125,300	116,500	80			
85	66.3	166.2	120,300	119,700	114,600	120,300	119,700	114,600	85			
90	64.4	163.6	115,200	114,600	112,800	115,200	114,600	112,800	90			
95	62.6	160.7	110,400	110,000	109,200	110,400	110,000	109,200	95			
100	60.7	157.7	106,100	105,600	105,000	106,100	105,600	105,000	100			
105	58.8	154.4	102,100	101,700	101,100	102,100	101,700	101,100	105			
110	56.8	150.9	98,500	98,100	97,600	98,500	98,100	97,600	110			
115	54.8	147.1	95,100	94,800	94,300	95,100	94,800	94,300	115			
120	52.7	143.0	92,000	91,700	91,200	92,000	91,700	91,200	120			
125	50.6	138.6	89,000	88,800	88,300	89,000	88,800	88,300	125			
130	48.4	133.9	86,300	86,100	85,600	86,300	86,100	85,600	130			
140	43.6	123.2	81,500	81,300	80,900	81,500	81,300	80,900	140			
150	38.4	110.4	77,300	77,100	76,800	77,300	77,100	76,800	150			
160	32.4	94.7	73,800	73,600	73,300	73,800	73,600	73,300	160			
170	25.0	74.0	70,900	70,700	70,400	70,900	70,700	70,400	170			

MLC300 VPC-MAX S-2



ft	°	ft	34.8 ft			48.0 ft			ft			
			0°			1°				2°		
			lb	lb	lb	lb	lb	lb		lb	lb	
38										38		
40										40		
45	81.9	179.1	134,500 ^c	130,400 ^c		134,500 ^c	130,400 ^c			45		
50	80.3	177.9	127,800 ^b	127,700 ^c	118,900 ^d	127,800 ^b	127,700 ^c	118,900 ^d		50		
55	78.6	176.5	121,800	121,600 ^c	117,100 ^c	121,800	121,600 ^c	117,100 ^c		55		
60	76.9	174.9	116,300	116,200 ^b	115,300 ^c	116,300	116,200 ^b	115,300 ^c		60		
65	75.2	173.2	111,400	111,200	110,600 ^b	111,400	111,200	110,600 ^b		65		
70	73.4	171.3	106,800	106,700	106,200	106,800	106,700	106,200		70		
75	71.7	169.2	102,800	102,600	102,200	102,800	102,600	102,200		75		
80	69.9	167.0	98,900	98,900	98,500	98,900	98,900	98,500		80		
85	68.1	164.5	95,400	95,400	95,100	95,400	95,400	95,100		85		
90	66.2	161.9	92,200	92,200	92,000	92,200	92,200	92,000		90		
95	64.4	159.0	89,300	89,200	89,000	89,300	89,200	89,000		95		
100	62.5	155.9	86,500	86,400	86,300	86,500	86,400	86,300		100		
105	60.5	152.6	84,000	83,900	83,800	84,000	83,900	83,800		105		
110	58.5	149.1	81,600	81,500	81,400	81,600	81,500	81,400		110		
115	56.5	145.2	79,400	79,300	79,200	79,400	79,300	79,200		115		
120	54.4	141.1	77,300	77,300	77,200	77,300	77,300	77,200		120		
125	52.2	136.6	75,500	75,400	75,300	75,500	75,400	75,300		125		
130	49.9	131.8	73,700	73,600	73,500	73,700	73,600	73,500		130		
140	45.1	120.9	70,500	70,500	70,400	70,500	70,500	70,400		140		
150	39.8	107.8	67,900	67,900	67,700	67,900	67,900	67,700		150		
160	33.6	91.6	65,700	65,700	65,600	65,700	65,700	65,600		160		
170										170		

MLC300 VPC-MAX S-2



ft	°	ft	34.8 ft			48.0 ft			ft			
			0°			1°				2°		
			lb	lb	lb	lb	lb	lb		lb	lb	
32	84.8	203.0	143,300d			143,300d			32			
34	84.2	202.7	143,300c			143,300c			34			
36	83.6	202.4	143,300c	135,600d		143,300c	135,600d		36			
38	83.1	202.1	143,300c	135,200d		143,300c	135,200d		38			
40	82.5	201.7	143,300c	134,900c	123,000d	143,300c	134,900c	123,000d	40			
45	81.0	200.7	143,300	134,200c	122,400d	143,300	134,200c	122,400d	45			
50	79.5	199.6	143,300	133,500b	121,900c	143,300	133,500b	121,900c	50			
55	78.0	198.4	143,300	132,800	121,500c	143,300	132,800	121,500c	55			
60	76.5	197.0	143,300	132,300	121,100	143,300	132,300	121,100	60			
65	75.0	195.5	143,300	131,800	120,700	143,300	131,800	120,700	65			
70	73.5	193.8	143,300	131,400	120,400	143,300	131,400	120,400	70			
75	71.9	192.0	140,400	130,600	120,100	140,400	130,600	120,100	75			
80	70.4	190.0	134,000	128,400	118,400	134,000	128,400	118,400	80			
85	68.8	187.9	128,200	126,200	116,700	128,200	126,200	116,700	85			
90	67.2	185.6	122,900	122,300	115,000	122,900	122,300	115,000	90			
95	65.6	183.2	118,100	117,500	113,400	118,100	117,500	113,400	95			
100	63.9	180.5	113,600	113,100	111,800	113,600	113,100	111,800	100			
105	62.3	177.7	109,500	109,000	108,300	109,500	109,000	108,300	105			
110	60.6	174.6	105,700	105,200	104,600	105,700	105,200	104,600	110			
115	58.9	171.4	102,200	101,700	101,100	102,200	101,700	101,100	115			
120	57.1	167.9	98,900	98,500	97,900	98,900	98,500	97,900	120			
125	55.3	164.2	95,800	95,500	94,900	95,800	95,500	94,900	125			
130	53.4	160.3	93,000	92,600	92,100	93,000	92,600	92,100	130			
140	49.6	151.6	87,800	87,500	87,000	87,800	87,500	87,000	140			
150	45.5	141.5	83,200	83,000	82,500	83,200	83,000	82,500	150			
160	41.0	129.8	79,300	79,000	78,700	79,300	79,000	78,700	160			
170	36.1	116.0	75,800	75,600	75,300	75,800	75,600	75,300	170			
180	30.4	99.1	72,800	72,700	72,300	72,800	72,700	72,300	180			
190	23.3	76.8	70,400	69,800	68,500	70,400	70,300	70,000	190			

MLC300 VPC-MAX S-2



148
+
B60

386,000 lb



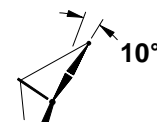
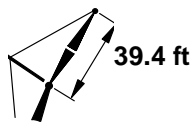
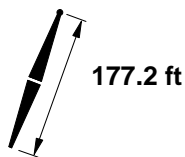
157.5 ft

39.4 ft

20°

ft	°	ft	34.8 ft			48.0 ft			ft			
			0°			1°				2°		
			lb	lb	lb	lb	lb	lb		lb	lb	
32										32		
34										34		
36										36		
38	84.8	200.5	143,300c			143,300c				38		
40	84.2	200.2	143,300c			143,300c				40		
45	82.8	199.2	137,700c	129,600c	118,700d	137,700c	129,600c	118,700d		45		
50	81.3	198.1	131,300	129,300c	118,600c	131,300	129,300c	118,600c		50		
55	79.8	196.8	125,600	125,400b	117,600c	125,600	125,400b	117,600c		55		
60	78.2	195.4	120,300	120,200	116,100c	120,300	120,200	116,100c		60		
65	76.7	193.9	115,600	115,500	114,600	115,600	115,500	114,600		65		
70	75.2	192.2	111,200	111,000	110,600	111,200	111,000	110,600		70		
75	73.6	190.4	107,100	107,100	106,700	107,100	107,100	106,700		75		
80	72.0	188.4	103,400	103,300	103,000	103,400	103,300	103,000		80		
85	70.5	186.2	100,000	99,800	99,600	100,000	99,800	99,600		85		
90	68.8	183.9	96,800	96,700	96,400	96,800	96,700	96,400		90		
95	67.2	181.4	93,700	93,700	93,500	93,700	93,700	93,500		95		
100	65.6	178.8	91,000	90,900	90,700	91,000	90,900	90,700		100		
105	63.9	175.9	88,400	88,400	88,200	88,400	88,400	88,200		105		
110	62.2	172.8	86,000	86,000	85,800	86,000	86,000	85,800		110		
115	60.4	169.6	83,700	83,700	83,600	83,700	83,700	83,600		115		
120	58.6	166.1	81,700	81,600	81,400	81,700	81,600	81,400		120		
125	56.8	162.3	79,700	79,600	79,500	79,700	79,600	79,500		125		
130	54.9	158.3	77,800	77,800	77,600	77,800	77,800	77,600		130		
140	51.0	149.5	74,500	74,400	74,300	74,500	74,400	74,300		140		
150	46.9	139.2	71,500	71,500	71,400	71,500	71,500	71,400		150		
160	42.3	127.4	69,000	69,000	68,800	69,000	69,000	68,800		160		
170	37.3	113.2	66,900	66,800	66,800	66,900	66,800	66,800		170		
180	31.4	95.8	65,200	65,200	65,100	65,200	65,200	65,100		180		
190										190		

MLC300 VPC-MAX S-2



ft	°	ft	34.8 ft			48.0 ft			ft			
			0°			1°				2°		
			lb	lb	lb	lb	lb	lb		lb	lb	
34	84.8	222.5	143,300c			143,300c			34			
36	84.2	222.3	143,300c			143,300c			36			
38	83.7	222.0	143,300c	134,200d		143,300c	134,200d		38			
40	83.2	221.7	143,300b	133,900c		143,300b	133,900c		40			
45	81.8	220.8	143,300	133,300c	121,500d	143,300	133,300c	121,500d	45			
50	80.5	219.8	143,300	132,700b	121,000c	143,300	132,700b	121,000c	50			
55	79.1	218.7	143,300	132,100	120,600b	143,300	132,100	120,600b	55			
60	77.8	217.4	143,300	131,700	120,200	143,300	131,700	120,200	60			
65	76.4	216.0	143,300	131,100	119,900	143,300	131,100	119,900	65			
70	75.0	214.5	143,300	130,800	119,600	143,300	130,800	119,600	70			
75	73.6	212.9	143,300	130,400	119,400	143,300	130,400	119,400	75			
80	72.2	211.1	141,400	130,100	119,200	141,400	130,100	119,200	80			
85	70.8	209.2	135,500	128,300	118,100	135,500	128,300	118,100	85			
90	69.4	207.2	130,200	126,400	116,700	130,200	126,400	116,700	90			
95	68.0	205.0	125,200	124,500	115,200	125,200	124,500	115,200	95			
100	66.5	202.6	120,600	120,000	113,700	120,600	120,000	113,700	100			
105	65.0	200.1	116,400	115,800	112,300	116,400	115,800	112,300	105			
110	63.5	197.4	112,500	111,900	111,000	112,500	111,900	111,000	110			
115	62.0	194.6	108,800	108,300	107,500	108,800	108,300	107,500	115			
120	60.5	191.6	105,400	104,900	104,300	105,400	104,900	104,300	120			
125	58.9	188.4	102,100	101,700	101,100	102,100	101,700	101,100	125			
130	57.3	185.0	99,200	98,700	98,100	99,200	98,700	98,100	130			
140	54.0	177.5	93,800	93,400	92,900	93,800	93,400	92,900	140			
150	50.6	169.1	88,900	88,600	88,200	88,900	88,600	88,200	150			
160	46.9	159.5	84,700	84,400	84,000	84,700	84,400	84,000	160			
170	43.0	148.6	80,900	80,700	79,200	80,900	80,700	80,300	170			
180	38.8	136.0	77,200	75,000	72,900	77,600	77,400	77,000	180			
190	34.1	121.2	70,900	69,100	67,300	74,600	74,400	74,100	190			
200	28.6	103.1	65,300	63,700	62,300	72,100	71,900	71,600	200			
210	21.8	79.4	60,100	58,900	57,700	70,100	69,900	69,700	210			

MLC300 VPC-MAX S-2



148
+
B60

386,000 lb



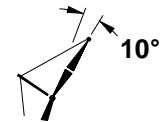
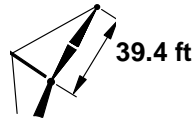
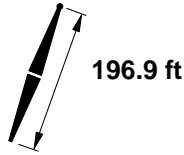
177.2 ft

39.4 ft

20°

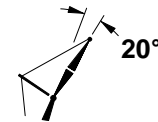
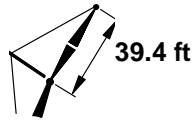
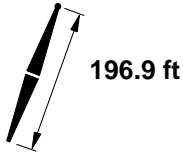
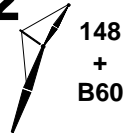
ft	°	ft	34.8 ft			48.0 ft			ft			
			0°			1°				2°		
			lb	lb	lb	lb	lb	lb		lb	lb	
34										34		
36										36		
38										38		
40	84.8	220.1	142,500c			142,500c				40		
45	83.4	219.2	140,300b	128,600c		140,300b	128,600c			45		
50	82.1	218.2	134,300	128,400c	115,900c	134,300	128,400c	115,900c		50		
55	80.7	217.1	128,900	127,900b	115,800c	128,900	127,900b	115,800c		55		
60	79.3	215.8	123,800	123,700	115,700b	123,800	123,700	115,700b		60		
65	78.0	214.4	119,200	119,000	115,100	119,200	119,000	115,100		65		
70	76.6	212.9	114,900	114,800	113,800	114,900	114,800	113,800		70		
75	75.2	211.3	111,000	110,900	110,600	111,000	110,900	110,600		75		
80	73.8	209.5	107,400	107,200	107,000	107,400	107,200	107,000		80		
85	72.3	207.6	104,000	103,800	103,600	104,000	103,800	103,600		85		
90	70.9	205.5	100,800	100,700	100,400	100,800	100,700	100,400		90		
95	69.5	203.3	97,800	97,700	97,500	97,800	97,700	97,500		95		
100	68.0	200.9	95,000	95,000	94,700	95,000	95,000	94,700		100		
105	66.5	198.4	92,500	92,400	92,100	92,500	92,400	92,100		105		
110	65.0	195.7	90,000	90,000	89,800	90,000	90,000	89,800		110		
115	63.5	192.8	87,700	87,700	87,500	87,700	87,700	87,500		115		
120	61.9	189.7	85,600	85,600	85,400	85,600	85,600	85,400		120		
125	60.3	186.5	83,600	83,500	83,300	83,600	83,500	83,300		125		
130	58.7	183.0	81,700	81,600	81,500	81,700	81,600	81,500		130		
140	55.4	175.5	78,200	78,100	78,000	78,200	78,100	78,000		140		
150	51.9	166.9	75,100	75,000	75,000	75,100	75,000	75,000		150		
160	48.2	157.3	72,400	72,300	72,200	72,400	72,300	72,200		160		
170	44.2	146.2	70,000	69,900	69,800	70,000	69,900	69,800		170		
180	39.9	133.4	67,900	67,900	67,700	67,900	67,900	67,700		180		
190	35.1	118.2	66,200	66,100	66,000	66,200	66,100	66,000		190		
200	29.5	99.5	64,800	64,000	62,500	64,800	64,800	64,700		200		
210										210		

MLC300 VPC-MAX S-2



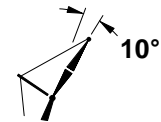
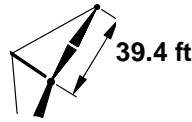
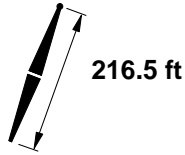
ft	°	ft	34.8 ft			48.0 ft			ft			
			0°			1°				2°		
			lb	lb	lb	lb	lb	lb		lb	lb	
36	84.7	242.1	143,300c			143,300c			36			
38	84.2	241.9	143,300b			143,300b			38			
40	83.7	241.6	143,300	132,700c		143,300	132,700c		40			
45	82.5	240.8	143,300	132,100b	120,200c	143,300	132,100b	120,200c	45			
50	81.3	239.9	143,300	131,500	119,800c	143,300	131,500	119,800c	50			
55	80.0	238.8	143,300	131,100	119,400b	143,300	131,100	119,400b	55			
60	78.8	237.7	143,300	130,600	119,100	143,300	130,600	119,100	60			
65	77.6	236.4	143,300	130,200	118,800	143,300	130,200	118,800	65			
70	76.3	235.1	143,300	129,800	118,600	143,300	129,800	118,600	70			
75	75.0	233.6	143,300	129,500	118,300	143,300	129,500	118,300	75			
80	73.8	232.0	142,900	129,200	118,100	142,900	129,200	118,100	80			
85	72.5	230.3	142,200	128,900	118,000	142,200	128,900	118,000	85			
90	71.2	228.4	136,800	127,800	117,400	136,800	127,800	117,400	90			
95	69.9	226.4	131,800	126,200	116,100	131,800	126,200	116,100	95			
100	68.6	224.3	127,100	124,500	114,900	127,100	124,500	114,900	100			
105	67.3	222.0	122,700	122,100	113,600	122,700	122,100	113,600	105			
110	65.9	219.6	118,800	118,100	112,300	118,800	118,100	112,300	110			
115	64.6	217.1	115,000	114,400	111,200	115,000	114,400	111,200	115			
120	63.2	214.4	111,500	110,900	110,000	111,500	110,900	110,000	120			
125	61.8	211.5	108,200	107,700	106,900	108,200	107,700	106,900	125			
130	60.4	208.5	105,100	104,600	103,900	105,100	104,600	103,900	130			
140	57.5	202.0	99,400	99,000	98,400	99,400	99,000	98,400	140			
150	54.5	194.6	94,400	94,000	92,000	94,400	94,000	93,500	150			
160	51.4	186.5	89,900	87,300	84,100	89,900	89,600	89,100	160			
170	48.1	177.3	82,800	79,900	77,000	85,900	85,600	85,200	170			
180	44.6	167.0	75,800	73,200	70,800	82,300	82,100	81,700	180			
190	40.9	155.3	69,500	67,300	65,200	79,200	78,900	78,500	190			
200	36.9	141.9	63,900	62,000	60,200	76,300	76,000	75,700	200			
210	32.4	126.1	58,800	57,200	55,700	73,700	73,600	73,200	210			
220	27.1	106.9	54,200	52,800	51,500	71,500	71,300	71,100	220			
230	20.5	81.7	49,500	48,800	47,800	69,200	68,000	66,900	230			

MLC300 VPC-MAX S-2



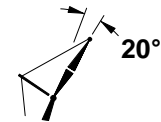
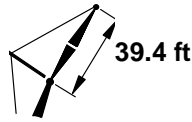
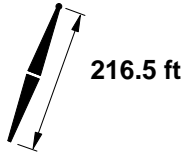
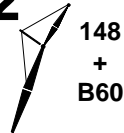
ft	°	ft	34.8 ft			48.0 ft			ft			
			0°			1°				2°		
			lb	lb	lb	lb	lb	lb		lb	lb	
36										36		
38										38		
40										40		
45	84.0	239.1	140,900	127,300 ^c		140,900	127,300 ^c			45		
50	82.7	238.2	136,800	127,200 ^b	112,800 ^c	136,800	127,200 ^b	112,800 ^c		50		
55	81.5	237.2	131,600	127,000	112,700 ^c	131,600	127,000	112,700 ^c		55		
60	80.3	236.1	126,800	126,300	112,700 ^b	126,800	126,300	112,700 ^b		60		
65	79.0	234.8	122,400	122,200	112,600	122,400	122,200	112,600		65		
70	77.7	233.4	118,200	118,000	112,600	118,200	118,000	112,600		70		
75	76.5	231.9	114,400	114,200	112,500	114,400	114,200	112,500		75		
80	75.2	230.3	110,800	110,700	110,400	110,800	110,700	110,400		80		
85	73.9	228.6	107,500	107,300	107,100	107,500	107,300	107,100		85		
90	72.6	226.7	104,400	104,300	104,000	104,400	104,300	104,000		90		
95	71.3	224.7	101,400	101,400	101,000	101,400	101,400	101,000		95		
100	70.0	222.5	98,700	98,600	98,400	98,700	98,600	98,400		100		
105	68.6	220.3	96,200	96,000	95,800	96,200	96,000	95,800		105		
110	67.3	217.9	93,700	93,600	93,400	93,700	93,600	93,400		110		
115	65.9	215.3	91,400	91,300	91,100	91,400	91,300	91,100		115		
120	64.5	212.6	89,200	89,200	88,900	89,200	89,200	88,900		120		
125	63.1	209.7	87,200	87,100	86,900	87,200	87,100	86,900		125		
130	61.7	206.6	85,200	85,200	85,000	85,200	85,200	85,000		130		
140	58.8	200.0	81,700	81,700	81,500	81,700	81,700	81,500		140		
150	55.7	192.6	78,500	78,500	78,300	78,500	78,500	78,300		150		
160	52.6	184.3	75,700	75,600	75,500	75,700	75,600	75,500		160		
170	49.3	175.1	73,100	73,100	72,900	73,100	73,100	72,900		170		
180	45.7	164.6	70,800	70,800	70,700	70,800	70,800	70,700		180		
190	42.0	152.7	68,800	67,800	65,700	68,800	68,700	68,700		190		
200	37.8	139.0	64,300	62,400	60,600	67,100	67,000	66,900		200		
210	33.2	122.9	59,100	57,500	56,000	65,600	65,600	65,400		210		
220	27.8	103.1	54,300	53,000	51,700	64,600	64,500	64,400		220		
230										230		

MLC300 VPC-MAX S-2



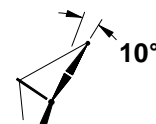
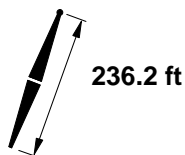
ft	°	ft	34.8 ft			48.0 ft			ft			
			0°			1°				2°		
			lb	lb	lb	lb	lb	lb		lb	lb	
38	84.7	261.7	143,300			143,300			38			
40	84.2	261.4	143,300			143,300			40			
45	83.1	260.7	143,300	130,700 ^b		143,300	130,700 ^b		45			
50	82.0	259.9	143,300	130,200	117,200 ^c	143,300	130,200	117,200 ^c	50			
55	80.8	258.9	143,300	129,800	117,000	143,300	129,800	117,000	55			
60	79.7	257.9	143,300	129,300	116,800	143,300	129,300	116,800	60			
65	78.5	256.7	143,300	129,000	116,600	143,300	129,000	116,600	65			
70	77.4	255.5	143,000	128,700	116,400	143,000	128,700	116,400	70			
75	76.2	254.1	142,500	128,300	116,200	142,500	128,300	116,200	75			
80	75.1	252.6	142,100	128,100	116,000	142,100	128,100	116,000	80			
85	73.9	251.0	141,600	127,800	115,800	141,600	127,800	115,800	85			
90	72.7	249.4	141,300	127,600	115,600	141,300	127,600	115,600	90			
95	71.5	247.5	137,800	127,200	115,400	137,800	127,200	115,400	95			
100	70.3	245.6	133,100	125,600	115,200	133,100	125,600	115,200	100			
105	69.1	243.6	128,700	124,200	114,400	128,700	124,200	114,400	105			
110	67.9	241.4	124,600	122,800	113,300	124,600	122,800	113,300	110			
115	66.7	239.1	120,800	120,100	112,200	120,800	120,100	112,200	115			
120	65.4	236.6	117,200	116,500	111,000	117,200	116,500	111,000	120			
125	64.2	234.1	113,800	113,200	110,000	113,800	113,200	110,000	125			
130	62.9	231.3	110,600	110,100	109,000	110,600	110,100	109,000	130			
140	60.3	225.5	104,800	104,400	99,700	104,800	104,400	103,700	140			
150	57.7	219.0	99,200	94,800	90,700	99,700	99,200	98,600	150			
160	54.9	211.8	90,100	86,400	82,800	90,100	89,700	89,100	160			
170	52.1	203.8	82,200	78,900	75,800	82,200	81,800	81,200	170			
180	49.1	194.9	75,200	72,400	69,600	75,200	74,800	74,200	180			
190	45.9	185.1	68,900	66,500	64,100	68,900	68,500	67,900	190			
200	42.6	174.1	63,300	61,200	59,100	63,300	62,900	62,300	200			
210	39.1	161.6	58,300	56,400	54,600	58,300	57,900	57,300	210			
220	35.2	147.4	53,600	52,100	50,500	53,600	53,200	52,600	220			
230	30.8	130.7	48,900	47,800	46,700	48,900	48,500	47,900	230			
240	25.8	110.4	44,600	43,700	42,900	44,600	44,200	43,600	240			
250	19.4	83.7	40,600	39,900	39,300	40,600	40,200	39,600	250			

MLC300 VPC-MAX S-2



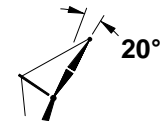
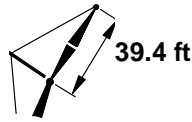
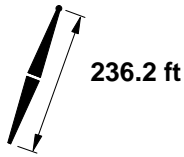
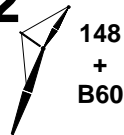
ft	°	ft	34.8 ft			48.0 ft			ft			
			0°			1°				2°		
			lb	lb	lb	lb	lb	lb		lb	lb	lb
38										38		
40										40		
45	84.5	259.1	139,600			139,600				45		
50	83.3	258.2	138,900	125,700b		138,900	125,700b			50		
55	82.2	257.3	134,000	125,600		134,000	125,600	109,600c		55		
60	81.0	256.2	129,400	125,600	109,500	129,400	125,600	109,500		60		
65	79.9	255.1	125,100	124,800	109,500	125,100	124,800	109,500		65		
70	78.7	253.8	121,100	120,900	109,500	121,100	120,900	109,500		70		
75	77.5	252.4	117,400	117,200	109,500	117,400	117,200	109,500		75		
80	76.4	250.9	113,900	113,700	109,500	113,900	113,700	109,500		80		
85	75.2	249.3	110,700	110,500	109,400	110,700	110,500	109,400		85		
90	74.0	247.6	107,600	107,400	107,100	107,600	107,400	107,100		90		
95	72.8	245.8	104,700	104,500	104,200	104,700	104,500	104,200		95		
100	71.6	243.9	102,000	101,900	101,600	102,000	101,900	101,600		100		
105	70.4	241.8	99,400	99,300	99,100	99,400	99,300	99,100		105		
110	69.2	239.6	97,000	96,900	96,700	97,000	96,900	96,700		110		
115	67.9	237.3	94,800	94,600	94,400	94,800	94,600	94,400		115		
120	66.7	234.8	92,600	92,400	92,200	92,600	92,400	92,200		120		
125	65.4	232.2	90,500	90,500	90,200	90,500	90,500	90,200		125		
130	64.1	229.5	88,600	88,500	88,300	88,600	88,500	88,300		130		
140	61.5	223.6	85,000	84,900	84,700	85,000	84,900	84,700		140		
150	58.8	217.0	81,800	81,600	81,500	81,800	81,600	81,500		150		
160	56.1	209.7	78,800	78,800	78,500	78,800	78,800	78,500		160		
170	53.2	201.7	76,100	76,100	75,900	76,100	76,100	75,900		170		
180	50.2	192.7	73,800	73,800	73,000	73,800	73,600	73,600		180		
190	47.0	182.7	69,500	67,100	64,700	71,600	71,500	71,400		190		
200	43.6	171.6	63,800	61,700	59,600	69,600	69,600	69,500		200		
210	40.0	158.9	58,700	56,800	55,000	67,900	67,800	67,700		210		
220	36.0	144.4	54,000	52,400	50,800	66,400	66,400	66,200		220		
230	31.6	127.3	49,200	48,200	47,000	65,200	65,200	65,100		230		
240	26.4	106.3	44,800	43,900	43,100	64,200	62,900	61,600		240		
250										250		

MLC300 VPC-MAX S-2



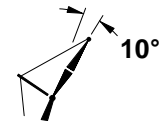
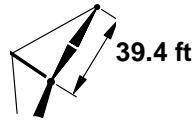
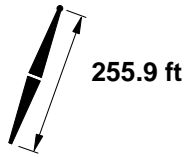
ft	°	ft	34.8 ft			48.0 ft			ft			
			0°			1°				2°		
			lb	lb	lb	lb	lb	lb		lb	lb	
40	84.6	281.3	143,300			143,300			40			
45	83.6	280.6	143,300	128,800		143,300	128,800		45			
50	82.5	279.8	143,300	128,400	113,300 ^b	143,300	128,400	113,300 ^b	50			
55	81.5	278.9	143,300	128,000	113,200	143,300	128,000	113,200	55			
60	80.4	278.0	142,800	127,800	113,000	142,800	127,800	113,000	60			
65	79.4	276.9	142,300	127,400	112,800	142,300	127,400	112,800	65			
70	78.3	275.8	141,800	127,100	112,600	141,800	127,100	112,600	70			
75	77.2	274.5	141,300	126,900	112,500	141,300	126,900	112,500	75			
80	76.2	273.1	140,900	126,600	112,300	140,900	126,600	112,300	80			
85	75.1	271.7	140,600	126,400	112,200	140,600	126,400	112,200	85			
90	74.0	270.1	140,200	126,200	112,000	140,200	126,200	112,000	90			
95	72.9	268.4	139,900	126,000	111,900	139,900	126,000	111,900	95			
100	71.8	266.7	138,600	125,900	111,700	138,600	125,900	111,700	100			
105	70.7	264.8	134,200	124,800	111,600	134,200	124,800	111,600	105			
110	69.6	262.8	130,000	123,500	111,400	130,000	123,500	111,400	110			
115	68.5	260.7	126,200	122,200	111,300	126,200	122,200	111,300	115			
120	67.3	258.4	122,500	121,000	111,100	122,500	121,000	111,100	120			
125	66.2	256.1	119,200	118,400	110,600	119,200	118,400	110,600	125			
130	65.0	253.6	115,900	113,800	107,700	115,900	115,300	109,600	130			
140	62.7	248.3	108,100	102,500	97,300	110,000	109,400	107,800	140			
150	60.3	242.4	97,600	92,900	88,400	104,700	104,200	103,400	150			
160	57.8	235.9	88,500	84,400	80,500	99,800	99,400	98,800	160			
170	55.2	228.8	80,600	77,000	73,600	95,500	95,100	94,500	170			
180	52.6	221.0	73,600	70,400	67,500	91,600	91,200	90,700	180			
190	49.9	212.5	67,300	64,600	61,900	88,100	87,700	84,700	190			
200	47.0	203.0	61,700	59,300	57,000	84,100	81,300	78,600	200			
210	44.0	192.5	56,400	54,500	52,500	77,900	75,500	73,100	210			
220	40.8	180.8	51,400	49,800	48,300	72,300	70,200	68,100	220			
230	37.4	167.6	46,700	45,400	44,100	67,200	65,300	63,500	230			
240	33.7	152.6	42,500	41,300	40,200	62,500	60,900	59,300	240			
250	29.5	135.0	38,500	37,600	36,600	58,200	56,800	55,400	250			
260	24.6	113.7	34,800	34,100	33,300	54,200	53,000	51,800	260			
270	18.4	85.6	31,300	30,700	30,200	50,400	49,500	48,500	270			

MLC300 VPC-MAX S-2



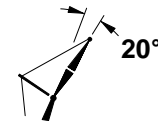
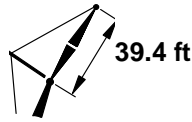
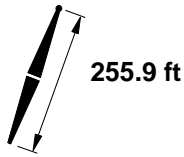
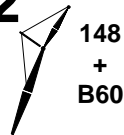
ft	°	ft	34.8 ft			48.0 ft			ft			
			0°			1°				2°		
			lb	lb	lb	lb	lb	lb		lb	lb	
40									40			
45	84.9	278.9	135,700			135,700			45			
50	83.8	278.2	134,800	124,000		134,800	124,000		50			
55	82.7	277.3	133,900	124,000	105,900b	133,900	124,000	105,900b	55			
60	81.7	276.3	131,600	123,900	105,900	131,600	123,900	105,900	60			
65	80.6	275.2	127,500	123,900	105,900	127,500	123,900	105,900	65			
70	79.5	274.1	123,600	123,100	105,900	123,600	123,100	105,900	70			
75	78.5	272.8	120,000	119,800	105,900	120,000	119,800	105,900	75			
80	77.4	271.4	116,700	116,400	105,800	116,700	116,400	105,800	80			
85	76.3	270.0	113,500	113,200	105,800	113,500	113,200	105,800	85			
90	75.2	268.4	110,500	110,300	105,800	110,500	110,300	105,800	90			
95	74.1	266.7	107,700	107,500	105,800	107,700	107,500	105,800	95			
100	73.0	264.9	105,000	104,900	104,500	105,000	104,900	104,500	100			
105	71.9	263.0	102,500	102,400	102,100	102,500	102,400	102,100	105			
110	70.8	261.0	100,100	99,900	99,600	100,100	99,900	99,600	110			
115	69.6	258.9	97,900	97,700	97,400	97,900	97,700	97,400	115			
120	68.5	256.6	95,600	95,600	95,300	95,600	95,600	95,300	120			
125	67.3	254.3	93,600	93,500	93,200	93,600	93,500	93,200	125			
130	66.2	251.8	91,700	91,600	91,300	91,700	91,600	91,300	130			
140	63.8	246.4	88,000	88,000	87,700	88,000	88,000	87,700	140			
150	61.4	240.5	84,800	84,700	84,500	84,800	84,700	84,500	150			
160	58.9	234.0	81,800	81,700	81,500	81,800	81,700	81,500	160			
170	56.3	226.8	79,000	77,900	74,500	79,000	79,000	78,800	170			
180	53.7	218.9	74,300	71,200	68,200	76,600	76,500	76,300	180			
190	50.9	210.2	68,000	65,300	62,600	74,300	74,200	74,100	190			
200	48.0	200.7	62,300	59,900	57,600	72,200	72,200	72,000	200			
210	45.0	190.0	57,100	55,000	53,000	70,400	70,300	70,200	210			
220	41.7	178.2	51,900	50,400	48,800	68,700	68,600	68,500	220			
230	38.2	164.8	47,200	45,900	44,600	67,200	65,700	63,900	230			
240	34.4	149.4	42,900	41,700	40,600	62,800	61,200	59,600	240			
250	30.1	131.4	38,800	37,800	36,900	58,400	57,000	55,600	250			
260									260			
270									270			

MLC300 VPC-MAX S-2



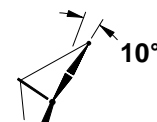
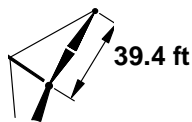
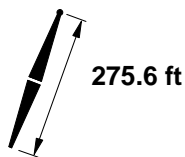
ft	°	ft	34.8 ft			48.0 ft			ft			
			0°			1°				2°		
			lb	lb	lb	lb	lb	lb		lb	lb	
40	85.0	301.1	142,700			142,700			40			
45	84.0	300.5	142,100			142,100			45			
50	83.0	299.7	141,700	124,200		141,700	124,200		50			
55	82.1	298.9	141,200	123,900	108,500	141,200	123,900	108,500	55			
60	81.1	298.0	140,700	123,600	108,400	140,700	123,600	108,400	60			
65	80.1	297.0	140,300	123,300	108,200	140,300	123,300	108,200	65			
70	79.1	296.0	139,800	123,100	108,100	139,800	123,100	108,100	70			
75	78.1	294.8	139,400	122,900	108,000	139,400	122,900	108,000	75			
80	77.1	293.5	139,100	122,700	107,800	139,100	122,700	107,800	80			
85	76.1	292.2	138,600	122,400	107,700	138,600	122,400	107,700	85			
90	75.1	290.7	138,200	122,200	107,500	138,200	122,200	107,500	90			
95	74.1	289.2	137,800	122,000	107,400	137,800	122,000	107,400	95			
100	73.1	287.5	136,900	120,100	107,300	136,900	120,100	107,300	100			
105	72.0	285.8	134,900	116,800	107,200	134,900	116,800	107,200	105			
110	71.0	283.9	131,300	113,700	106,500	131,300	113,700	106,500	110			
115	70.0	282.0	128,000	110,700	103,900	128,000	110,700	103,900	115			
120	68.9	279.9	124,800	107,900	101,400	124,800	107,900	101,400	120			
125	67.9	277.8	121,700	105,200	99,000	121,700	105,200	99,000	125			
130	66.8	275.5	118,700	102,600	96,700	118,700	102,600	96,700	130			
140	64.7	270.6	106,900	97,900	92,600	113,000	97,900	92,600	140			
150	62.5	265.2	96,400	91,300	86,500	107,900	93,700	88,800	150			
160	60.2	259.4	87,300	82,900	78,700	103,500	90,100	85,500	160			
170	57.9	252.9	79,300	75,500	71,800	99,300	86,800	82,600	170			
180	55.5	245.9	72,300	68,900	65,700	95,300	84,000	80,000	180			
190	53.1	238.3	66,100	63,100	60,200	89,700	81,600	77,800	190			
200	50.6	229.9	60,200	57,800	55,300	82,900	79,500	75,900	200			
210	48.0	220.7	54,700	52,600	50,600	76,700	73,900	71,300	210			
220	45.2	210.6	49,600	47,800	46,100	71,100	68,700	66,300	220			
230	42.3	199.5	45,000	43,400	41,900	66,000	63,800	61,800	230			
240	39.2	187.2	40,800	39,400	38,100	61,300	59,400	57,600	240			
250	35.9	173.3	36,900	35,700	34,500	57,000	55,400	53,700	250			
260	32.3	157.5	33,200	32,200	31,200	53,100	51,600	50,200	260			
270	28.3	139.1	29,800	29,000	28,200	49,400	48,100	46,900	270			
280	23.5	116.7	26,600	26,000	25,300	45,900	44,900	43,800	280			
290	17.5	87.2	23,600	23,100	22,600	42,700	41,800	40,900	290			

MLC300 VPC-MAX S-2



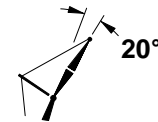
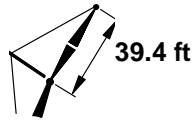
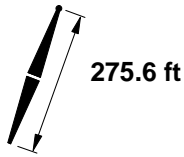

ft	°	ft	34.8 ft			48.0 ft			ft			
			0°			1°				2°		
			lb	lb	lb	lb	lb	lb		lb	lb	
40									40			
45									45			
50	84.2	298.1	129,500			129,500			50			
55	83.2	297.2	128,700	119,900		128,700	119,900		55			
60	82.2	296.3	127,900	119,100		127,900	119,100	101,600	60			
65	81.3	295.3	127,200	118,200	101,600	127,200	118,200	101,600	65			
70	80.3	294.3	125,600	117,300	101,600	125,600	117,300	101,600	70			
75	79.3	293.1	122,100	116,500	101,600	122,100	116,500	101,600	75			
80	78.3	291.8	118,900	115,500	101,500	118,900	115,500	101,500	80			
85	77.2	290.4	115,800	113,800	101,500	115,800	113,800	101,500	85			
90	76.2	289.0	112,800	111,800	101,500	112,800	111,800	101,500	90			
95	75.2	287.4	110,100	109,400	101,500	110,100	109,400	101,500	95			
100	74.2	285.8	107,400	107,000	101,400	107,400	107,000	101,400	100			
105	73.2	284.0	104,900	104,700	99,200	104,900	104,700	99,200	105			
110	72.1	282.2	102,500	102,300	97,000	102,500	102,300	97,000	110			
115	71.1	280.2	100,300	100,100	94,800	100,300	100,100	94,800	115			
120	70.0	278.1	98,100	97,900	92,800	98,100	97,900	92,800	120			
125	69.0	276.0	96,100	95,900	90,900	96,100	95,900	90,900	125			
130	67.9	273.7	94,100	93,900	89,100	94,100	93,900	89,100	130			
140	65.7	268.7	90,400	90,200	85,700	90,400	90,200	85,700	140			
150	63.5	263.3	87,200	86,900	82,600	87,200	86,900	82,600	150			
160	61.2	257.4	84,200	83,900	79,700	84,200	83,900	79,900	160			
170	58.9	250.9	80,300	76,400	72,700	81,400	81,200	77,500	170			
180	56.5	243.9	73,200	69,800	66,500	78,900	78,800	75,400	180			
190	54.1	236.1	66,800	63,800	61,000	76,600	76,500	73,600	190			
200	51.5	227.7	61,100	58,500	55,900	74,500	74,400	72,100	200			
210	48.9	218.4	55,500	53,400	51,400	72,500	72,500	70,900	210			
220	46.1	208.2	50,300	48,500	46,800	70,800	69,200	66,800	220			
230	43.2	197.0	45,600	44,000	42,500	66,500	64,300	62,200	230			
240	40.0	184.4	41,300	39,900	38,600	61,700	59,800	58,000	240			
250	36.7	170.3	37,300	36,100	35,000	57,400	55,700	54,100	250			
260	33.0	154.2	33,600	32,600	31,600	53,300	51,900	50,400	260			
270	28.8	135.3	30,100	29,200	28,400	49,600	48,300	47,100	270			
280									280			
290									290			

MLC300 VPC-MAX S-2



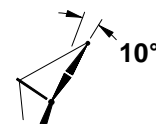
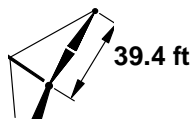
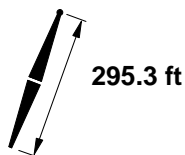

ft	°	ft	34.8 ft			48.0 ft			ft			
			0°			1°				2°		
			lb	lb	lb	lb	lb	lb		lb	lb	
45	84.4	320.3	139,900			139,900			45			
50	83.5	319.6	139,500	121,800		139,500	121,800		50			
55	82.6	318.9	139,000	121,600	93,100	139,000	121,600	93,100	55			
60	81.6	318.0	138,600	121,400	93,100	138,600	121,400	93,100	60			
65	80.7	317.1	138,300	121,200	93,100	138,300	121,200	93,100	65			
70	79.8	316.1	137,800	120,900	93,100	137,800	120,900	93,100	70			
75	78.9	315.0	137,000	120,700	93,100	137,000	120,700	93,100	75			
80	77.9	313.8	136,100	120,500	93,100	136,100	120,500	93,100	80			
85	77.0	312.6	135,200	120,300	93,100	135,200	120,300	93,100	85			
90	76.1	311.2	134,300	120,100	93,100	134,300	120,100	93,100	90			
95	75.1	309.8	133,400	117,000	93,100	133,400	117,000	93,100	95			
100	74.2	308.2	132,600	113,900	93,100	132,600	113,900	93,100	100			
105	73.2	306.6	129,000	110,800	93,100	129,000	110,800	93,100	105			
110	72.2	304.9	125,400	107,900	93,100	125,400	107,900	93,100	110			
115	71.3	303.1	121,900	105,100	93,100	121,900	105,100	93,100	115			
120	70.3	301.2	118,600	102,400	93,100	118,600	102,400	93,100	120			
125	69.3	299.2	115,500	99,900	93,100	115,500	99,900	93,100	125			
130	68.3	297.1	112,500	97,500	91,800	112,500	97,500	91,800	130			
140	66.4	292.5	105,300	92,900	87,800	107,000	92,900	87,800	140			
150	64.3	287.6	94,800	88,900	84,100	102,100	88,900	84,100	150			
160	62.3	282.2	85,700	80,900	76,400	97,600	85,200	80,800	160			
170	60.2	276.3	77,700	73,500	69,600	93,600	81,800	77,800	170			
180	58.0	269.9	70,600	67,000	63,500	90,100	78,900	75,200	180			
190	55.8	263.0	64,000	61,000	58,100	87,000	76,300	72,800	190			
200	53.5	255.4	57,900	55,300	52,800	81,200	74,000	70,600	200			
210	51.2	247.2	52,300	50,000	47,900	75,000	72,000	68,800	210			
220	48.7	238.3	47,300	45,300	43,300	69,400	66,700	64,200	220			
230	46.2	228.6	42,700	40,900	39,200	64,300	61,900	59,600	230			
240	43.6	218.0	38,500	36,900	35,400	59,700	57,500	55,500	240			
250	40.8	206.3	34,600	33,200	31,900	55,400	53,500	51,600	250			
260	37.8	193.3	31,000	29,800	28,600	51,400	49,700	48,100	260			
270	34.6	178.8	27,600	26,600	25,500	47,800	46,300	44,800	270			
280	31.1	162.2	24,500	23,600	22,700	44,300	43,000	41,700	280			
290	27.2	143.0	21,500	20,800	20,000	41,200	40,000	38,900	290			
300	22.5	119.6	18,700	18,100	17,500	38,100	37,200	36,200	300			

MLC300 VPC-MAX S-2



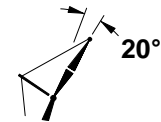
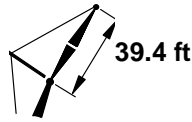
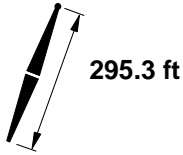
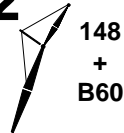
ft	°	ft	34.8 ft			48.0 ft			ft			
			0°			1°				2°		
			lb	lb	lb	lb	lb	lb		lb	lb	
45										45		
50	84.6	317.9	124,800			124,800				50		
55	83.7	317.2	124,100	117,400		124,100	117,400			55		
60	82.7	316.3	123,500	117,400	88,300	123,500	117,400	88,300		60		
65	81.8	315.4	122,900	116,900	88,300	122,900	116,900	88,300		65		
70	80.9	314.4	122,200	116,100	88,300	122,200	116,100	88,300		70		
75	79.9	313.3	121,500	115,200	88,300	121,500	115,200	88,300		75		
80	79.0	312.1	121,000	112,500	88,300	121,000	112,500	88,300		80		
85	78.1	310.8	117,900	109,800	88,300	117,900	109,800	88,300		85		
90	77.1	309.5	115,000	107,200	88,300	115,000	107,200	88,300		90		
95	76.2	308.0	112,300	104,700	88,300	112,300	104,700	88,300		95		
100	75.2	306.5	109,700	102,200	88,300	109,700	102,200	88,300		100		
105	74.3	304.8	107,200	99,800	88,300	107,200	99,800	88,300		105		
110	73.3	303.1	104,800	97,500	88,300	104,800	97,500	88,300		110		
115	72.3	301.3	102,600	95,300	88,300	102,600	95,300	88,300		115		
120	71.3	299.4	100,500	93,200	88,000	100,500	93,200	88,000		120		
125	70.4	297.3	98,500	91,100	86,200	98,500	91,100	86,200		125		
130	69.4	295.2	96,500	89,200	84,400	96,500	89,200	84,400		130		
140	67.4	290.7	92,900	85,500	81,100	92,900	85,500	81,100		140		
150	65.3	285.7	89,600	82,200	78,100	89,600	82,200	78,100		150		
160	63.2	280.3	86,600	79,200	75,400	86,600	79,200	75,400		160		
170	61.1	274.3	78,700	74,600	70,600	83,900	76,500	72,900		170		
180	59.0	267.9	71,600	67,900	64,400	81,300	74,000	70,700		180		
190	56.7	260.9	65,100	62,000	58,900	78,900	71,900	68,700		190		
200	54.4	253.3	58,900	56,300	53,800	76,800	70,000	67,000		200		
210	52.1	245.0	53,300	50,900	48,700	74,800	68,300	65,400		210		
220	49.6	236.0	48,100	46,100	44,100	70,100	66,900	64,100		220		
230	47.1	226.2	43,400	41,600	39,900	64,900	62,500	60,200		230		
240	44.4	215.5	39,100	37,500	36,000	60,200	58,000	55,900		240		
250	41.5	203.6	35,200	33,700	32,400	55,800	53,900	52,000		250		
260	38.5	190.4	31,500	30,200	29,000	51,800	50,100	48,400		260		
270	35.3	175.6	28,000	26,900	25,900	48,100	46,600	45,100		270		
280	31.7	158.8	24,800	23,900	23,000	44,600	43,300	42,000		280		
290	27.7	139.0	21,700	21,000	20,200	41,300	40,200	39,000		290		
300										300		

MLC300 VPC-MAX S-2



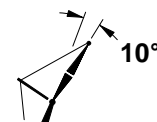
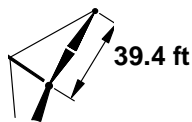
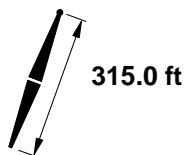
ft	°	ft	34.8 ft			48.0 ft			ft			
			0°			1°				2°		
			lb	lb	lb	lb	lb	lb		lb	lb	
45	84.7	340.1	135,000			135,000			45			
50	83.9	339.5	134,100	102,800		134,100	102,800		50			
55	83.0	338.8	133,300	102,800	77,400	133,300	102,800	77,400	55			
60	82.1	338.0	132,500	102,800	77,400	132,500	102,800	77,400	60			
65	81.3	337.1	131,700	102,800	77,400	131,700	102,800	77,400	65			
70	80.4	336.2	130,900	102,800	77,400	130,900	102,800	77,400	70			
75	79.5	335.1	130,100	102,800	77,400	130,100	102,800	77,400	75			
80	78.7	334.0	129,300	102,800	77,400	129,300	102,800	77,400	80			
85	77.8	332.9	128,500	102,800	77,400	128,500	102,800	77,400	85			
90	76.9	331.6	127,800	102,800	77,400	127,800	102,800	77,400	90			
95	76.0	330.2	124,800	102,800	77,400	124,800	102,800	77,400	95			
100	75.1	328.8	121,200	102,800	77,400	121,200	102,800	77,400	100			
105	74.2	327.3	117,700	101,300	77,400	117,700	101,300	77,400	105			
110	73.3	325.7	114,500	98,700	77,400	114,500	98,700	77,400	110			
115	72.4	324.0	111,400	96,200	77,400	111,400	96,200	77,400	115			
120	71.5	322.2	108,400	93,700	77,400	108,400	93,700	77,400	120			
125	70.6	320.3	105,500	91,400	77,400	105,500	91,400	77,400	125			
130	69.7	318.4	102,800	89,200	77,400	102,800	89,200	77,400	130			
140	67.8	314.2	97,700	85,000	77,400	97,700	85,000	77,400	140			
150	66.0	309.6	93,000	81,200	76,800	93,000	81,200	76,800	150			
160	64.0	304.6	85,200	77,700	73,600	88,900	77,700	73,600	160			
170	62.1	299.1	77,200	72,700	68,600	85,100	74,500	70,800	170			
180	60.1	293.3	70,100	66,200	62,500	81,700	71,600	68,100	180			
190	58.1	286.9	63,300	60,100	57,000	78,500	68,900	65,700	190			
200	56.0	280.0	57,200	54,300	51,600	75,800	66,600	63,600	200			
210	53.9	272.6	51,600	49,100	46,700	73,200	64,500	61,600	210			
220	51.7	264.6	46,600	44,400	42,300	68,900	62,500	59,800	220			
230	49.4	255.9	42,000	40,000	38,100	63,800	60,800	58,200	230			
240	47.1	246.4	37,800	36,000	34,400	59,200	56,800	54,600	240			
250	44.6	236.2	33,900	32,400	30,900	54,900	52,800	50,800	250			
260	42.1	225.0	30,300	28,900	27,600	51,000	49,100	47,200	260			
270	39.4	212.7	27,000	25,800	24,600	47,300	45,600	44,000	270			
280	36.5	199.1	23,900	22,800	21,800	43,900	42,400	40,900	280			
290	33.4	184.0	21,000	20,000	19,100	40,800	39,400	38,100	290			
300	30.0	166.7	18,300	17,400	16,600	37,800	36,600	35,400	300			
310	26.2	146.6	15,700	15,000	14,300	35,000	34,000	33,000	310			
320	21.7	122.3	13,200	12,600	12,100	32,400	31,500	30,600	320			

MLC300 VPC-MAX S-2



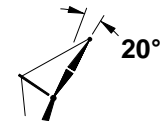
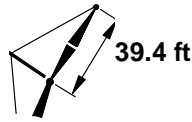
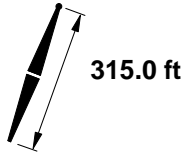
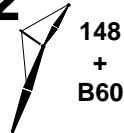
ft	°	ft	34.8 ft			48.0 ft			ft			
			0°			1°				2°		
			lb	lb	lb	lb	lb	lb		lb	lb	
45										45		
50	84.9	337.8	118,600			118,600				50		
55	84.0	337.1	118,000			118,000				55		
60	83.2	336.3	117,500	98,200		117,500	98,200			60		
65	82.3	335.4	117,000	98,200	73,900	117,000	98,200	73,900		65		
70	81.4	334.5	116,400	98,200	73,900	116,400	98,200	73,900		70		
75	80.5	333.4	115,800	98,200	73,900	115,800	98,200	73,900		75		
80	79.7	332.3	115,300	98,200	73,900	115,300	98,200	73,900		80		
85	78.8	331.1	114,800	98,200	73,900	114,800	98,200	73,900		85		
90	77.9	329.8	113,700	98,200	73,900	113,700	98,200	73,900		90		
95	77.0	328.5	110,800	95,900	73,900	110,800	95,900	73,900		95		
100	76.1	327.0	108,000	93,600	73,900	108,000	93,600	73,900		100		
105	75.2	325.5	105,400	91,500	73,900	105,400	91,500	73,900		105		
110	74.3	323.9	102,800	89,300	73,900	102,800	89,300	73,900		110		
115	73.4	322.2	100,400	87,300	73,900	100,400	87,300	73,900		115		
120	72.5	320.4	98,000	85,400	73,900	98,000	85,400	73,900		120		
125	71.6	318.5	95,700	83,500	73,900	95,700	83,500	73,900		125		
130	70.7	316.5	93,600	81,700	73,900	93,600	81,700	73,900		130		
140	68.8	312.3	89,500	78,200	73,900	89,500	78,200	73,900		140		
150	66.9	307.7	85,700	75,100	71,400	85,700	75,100	71,400		150		
160	65.0	302.7	82,300	72,200	68,700	82,300	72,200	68,700		160		
170	63.0	297.2	78,300	69,500	66,300	79,100	69,500	66,300		170		
180	61.0	291.3	71,200	67,100	63,500	76,300	67,100	64,100		180		
190	59.0	284.9	64,500	61,200	58,000	73,800	64,900	62,100		190		
200	56.9	277.9	58,300	55,400	52,700	71,400	62,900	60,200		200		
210	54.8	270.4	52,600	50,100	47,700	69,300	61,100	58,500		210		
220	52.5	262.3	47,500	45,300	43,100	67,400	59,500	57,000		220		
230	50.3	253.6	42,800	40,800	38,900	64,500	58,000	55,700		230		
240	47.9	244.1	38,600	36,800	35,100	59,700	56,800	54,500		240		
250	45.4	233.7	34,600	33,000	31,500	55,400	53,300	51,300		250		
260	42.8	222.4	30,900	29,500	28,200	51,400	49,500	47,700		260		
270	40.1	209.9	27,500	26,300	25,100	47,700	46,000	44,300		270		
280	37.2	196.2	24,300	23,200	22,200	44,300	42,700	41,200		280		
290	34.0	180.7	21,300	20,400	19,500	41,000	39,700	38,400		290		
300	30.5	163.1	18,500	17,700	16,900	38,000	36,800	35,600		300		
310	26.6	142.5	15,800	15,100	14,500	35,200	34,100	33,100		310		
320										320		

MLC300 VPC-MAX S-2



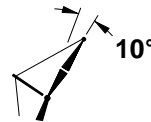
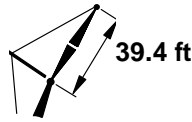
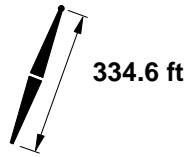
ft	°	ft	34.8 ft			48.0 ft			ft
			0°			0°			
			lb	lb	lb	lb	lb	lb	
50	84.2	359.3	128,000			128,000			50
55	83.4	358.7	127,300	87,400		127,300	87,400		55
60	82.6	357.9	126,500	87,400	65,400	126,500	87,400	65,400	60
65	81.8	357.1	125,900	87,400	65,400	125,900	87,400	65,400	65
70	80.9	356.2	125,100	87,400	65,400	125,100	87,400	65,400	70
75	80.1	355.2	124,500	87,400	65,400	124,500	87,400	65,400	75
80	79.3	354.2	123,800	87,400	65,400	123,800	87,400	65,400	80
85	78.5	353.1	123,100	87,400	65,400	123,100	87,400	65,400	85
90	77.6	351.9	122,500	87,400	65,400	122,500	87,400	65,400	90
95	76.8	350.6	121,700	87,400	65,400	121,700	87,400	65,400	95
100	76.0	349.3	121,200	87,400	65,400	121,200	87,400	65,400	100
105	75.1	347.8	120,500	87,400	65,400	120,500	87,400	65,400	105
110	74.3	346.3	119,800	87,400	65,400	119,800	87,400	65,400	110
115	73.4	344.7	119,300	87,400	65,400	119,300	87,400	65,400	115
120	72.6	343.1	117,200	87,400	65,400	117,200	87,400	65,400	120
125	71.7	341.3	114,400	87,400	65,400	114,400	87,400	65,400	125
130	70.9	339.5	111,800	87,400	65,400	111,800	87,400	65,400	130
140	69.1	335.5	103,200	87,400	65,400	106,800	87,400	65,400	140
150	67.4	331.3	92,700	86,500	65,400	102,100	87,400	65,400	150
160	65.6	326.6	83,600	78,200	65,300	97,800	85,000	65,300	160
170	63.8	321.5	75,400	70,800	65,000	93,900	81,800	65,000	170
180	62.0	316.1	67,800	63,900	60,200	90,300	78,900	64,800	180
190	60.1	310.2	61,000	57,500	54,300	85,900	76,100	64,700	190
200	58.2	303.9	54,900	51,800	48,900	79,100	73,600	64,500	200
210	56.2	297.1	49,400	46,600	44,000	72,900	69,400	64,300	210
220	54.2	289.7	44,300	41,900	39,600	67,300	64,100	61,100	220
230	52.2	281.8	39,700	37,600	35,500	62,200	59,400	56,600	230
240	50.0	273.3	35,500	33,600	31,700	57,500	55,000	52,500	240
250	47.9	264.1	31,600	29,900	28,200	53,200	50,900	48,700	250
260	45.6	254.2	28,100	26,500	25,000	49,300	47,200	45,200	260
270	43.2	243.5	24,700	23,300	22,000	45,700	43,800	42,000	270
280	40.7	231.8	21,600	20,400	19,200	42,300	40,600	38,900	280
290	38.1	218.9	18,700	17,600	16,500	39,100	37,600	36,100	290
300	35.3	204.8	16,000	15,000	14,100	36,200	34,800	33,500	300
310	32.3	188.9	13,500	12,600	11,800	33,400	32,200	31,000	310
320	29.0	171.0	11,000	10,300	9,600	30,800	29,700	28,600	320
330	25.2	150.1	8,700	8,100	7,500	28,300	27,400	26,400	330
340	20.8	124.8	6,500			26,000	25,200	24,400	340

MLC300 VPC-MAX S-2



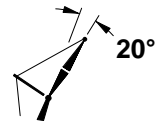
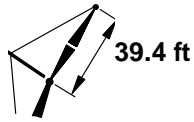
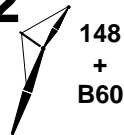
ft	°	ft	34.8 ft			48.0 ft			ft			
			0°			1°				2°		
			lb	lb	lb	lb	lb	lb		lb	lb	
50									50			
55	84.4	357.0	113,000			113,000			55			
60	83.6	356.2	112,500	83,900		112,500	83,900		60			
65	82.7	355.4	112,100	83,900	62,500	112,100	83,900	62,500	65			
70	81.9	354.5	111,600	83,900	62,500	111,600	83,900	62,500	70			
75	81.1	353.5	111,100	83,900	62,500	111,100	83,900	62,500	75			
80	80.3	352.5	110,700	83,900	62,500	110,700	83,900	62,500	80			
85	79.4	351.3	110,200	83,900	62,500	110,200	83,900	62,500	85			
90	78.6	350.1	109,700	83,900	62,500	109,700	83,900	62,500	90			
95	77.8	348.9	109,300	83,900	62,500	109,300	83,900	62,500	95			
100	76.9	347.5	108,900	83,900	62,500	108,900	83,900	62,500	100			
105	76.1	346.1	108,500	83,900	62,500	108,500	83,900	62,500	105			
110	75.2	344.5	108,000	83,900	62,500	108,000	83,900	62,500	110			
115	74.4	343.0	106,800	83,900	62,500	106,800	83,900	62,500	115			
120	73.5	341.3	104,800	83,900	62,500	104,800	83,900	62,500	120			
125	72.7	339.5	102,800	83,900	62,500	102,800	83,900	62,500	125			
130	71.8	337.7	100,900	83,900	62,500	100,900	83,900	62,500	130			
140	70.0	333.7	97,000	83,900	62,500	97,000	83,900	62,500	140			
150	68.3	329.4	93,300	81,400	62,500	93,300	81,400	62,500	150			
160	66.5	324.7	84,900	78,500	62,500	89,900	78,500	62,500	160			
170	64.7	319.6	76,800	72,000	62,400	86,700	75,900	62,400	170			
180	62.8	314.1	69,200	65,300	61,500	83,800	73,400	62,300	180			
190	60.9	308.2	62,300	58,800	55,500	81,200	71,200	62,200	190			
200	59.0	301.8	56,100	53,000	50,000	78,700	69,100	62,100	200			
210	57.0	295.0	50,500	47,700	45,100	73,700	67,200	62,100	210			
220	55.0	287.6	45,300	42,900	40,500	68,000	64,900	61,900	220			
230	53.0	279.6	40,700	38,400	36,300	62,900	60,000	57,300	230			
240	50.8	271.0	36,400	34,400	32,500	58,200	55,600	53,100	240			
250	48.6	261.8	32,400	30,600	28,900	53,800	51,500	49,300	250			
260	46.3	251.8	28,700	27,200	25,600	49,800	47,700	45,700	260			
270	43.9	240.9	25,300	23,900	22,600	46,100	44,200	42,400	270			
280	41.4	229.0	22,200	20,900	19,700	42,700	41,000	39,300	280			
290	38.8	216.0	19,200	18,100	17,000	39,500	37,900	36,400	290			
300	35.9	201.7	16,400	15,400	14,500	36,500	35,100	33,700	300			
310	32.8	185.6	13,800	12,900	12,100	33,600	32,400	31,200	310			
320	29.5	167.3	11,300	10,500	9,800	31,000	29,900	28,800	320			
330									330			
340									340			

MLC300 VPC-MAX S-2



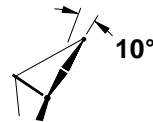
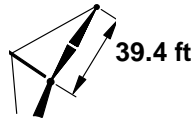
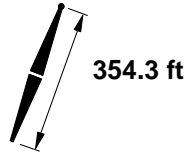
ft	°	ft	34.8 ft		48.0 ft		ft
			0°		1°		
			lb	lb	lb	lb	
50	84.5	379.2	112,000		112,000		50
55	83.7	378.5	112,000	71,400	112,000	71,400	55
60	83.0	377.8	112,000	71,400	112,000	71,400	60
65	82.2	377.1	112,000	71,400	112,000	71,400	65
70	81.4	376.2	112,000	71,400	112,000	71,400	70
75	80.6	375.3	112,000	71,400	112,000	71,400	75
80	79.9	374.3	112,000	71,400	112,000	71,400	80
85	79.1	373.3	112,000	71,400	112,000	71,400	85
90	78.3	372.1	111,100	71,400	111,100	71,400	90
95	77.5	370.9	108,200	71,400	108,200	71,400	95
100	76.7	369.6	105,300	71,400	105,300	71,400	100
105	75.9	368.3	102,600	71,400	102,600	71,400	105
110	75.1	366.9	100,000	71,400	100,000	71,400	110
115	74.3	365.4	97,400	71,400	97,400	71,400	115
120	73.5	363.8	95,000	71,400	95,000	71,400	120
125	72.7	362.2	92,500	71,400	92,500	71,400	125
130	71.9	360.4	90,200	71,400	90,200	71,400	130
140	70.3	356.7	85,800	71,400	85,800	71,400	140
150	68.6	352.7	81,800	71,100	81,800	71,100	150
160	67.0	348.3	78,100	68,000	78,100	68,000	160
170	65.3	343.6	74,400	65,100	74,700	65,100	170
180	63.6	338.5	66,800	62,400	71,500	62,400	180
190	61.8	333.0	60,000	56,300	68,600	60,000	190
200	60.1	327.2	53,900	50,600	65,900	57,600	200
210	58.2	320.8	48,400	45,500	63,400	55,500	210
220	56.4	314.1	43,400	40,700	61,100	53,600	220
230	54.5	306.8	38,800	36,400	59,000	51,800	230
240	52.6	299.1	34,600	32,500	56,800	50,100	240
250	50.6	290.7	30,700	28,800	52,600	48,500	250
260	48.5	281.8	27,200	25,400	48,600	46,400	260
270	46.4	272.1	23,800	22,300	45,000	43,000	270
280	44.2	261.7	20,800	19,400	41,600	39,800	280
290	41.9	250.5	17,900	16,600	38,500	36,800	290
300	39.5	238.3	15,200	14,000	35,600	34,000	300
310	36.9	224.9	12,600	11,600	32,800	31,400	310
320	34.2	210.1	10,300	9,400	30,200	29,000	320
330	31.3	193.7	8,000	7,200	27,800	26,700	330
340	28.0	175.1			25,500	24,500	340
350	24.4	153.5			23,300	22,400	350
360	20.1	127.2			21,200	20,500	360

MLC300 VPC-MAX S-2



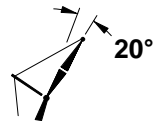
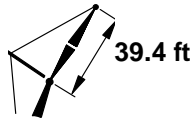
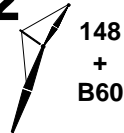
ft	°	ft	34.8 ft		48.0 ft		ft
			386,000 lb		386,000 lb		
			0°	1°	0°	1°	
lb	lb	lb	lb	lb	lb		
50							50
55	84.7	376.8	106,300		106,300		55
60	83.9	376.1	105,900	69,000	105,900	69,000	60
65	83.1	375.3	105,500	69,000	105,500	69,000	65
70	82.3	374.5	105,000	69,000	105,000	69,000	70
75	81.6	373.5	104,700	69,000	104,700	69,000	75
80	80.8	372.6	103,800	69,000	103,800	69,000	80
85	80.0	371.5	101,400	69,000	101,400	69,000	85
90	79.2	370.4	99,100	69,000	99,100	69,000	90
95	78.4	369.2	96,700	69,000	96,700	69,000	95
100	77.6	367.9	94,500	69,000	94,500	69,000	100
105	76.8	366.5	92,300	69,000	92,300	69,000	105
110	76.0	365.1	90,100	69,000	90,100	69,000	110
115	75.2	363.6	88,100	69,000	88,100	69,000	115
120	74.4	362.0	86,000	69,000	86,000	69,000	120
125	73.6	360.3	84,100	69,000	84,100	69,000	125
130	72.8	358.6	82,200	69,000	82,200	69,000	130
140	71.2	354.9	78,600	68,500	78,600	68,500	140
150	69.5	350.8	75,300	65,800	75,300	65,800	150
160	67.8	346.4	72,200	63,200	72,200	63,200	160
170	66.1	341.7	69,300	60,700	69,300	60,700	170
180	64.4	336.6	66,700	58,400	66,700	58,400	180
190	62.6	331.1	61,400	56,300	64,200	56,300	190
200	60.9	325.1	55,200	51,800	61,900	54,300	200
210	59.0	318.8	49,600	46,600	59,800	52,500	210
220	57.2	312.0	44,400	41,800	57,900	50,800	220
230	55.3	304.7	39,800	37,400	56,100	49,300	230
240	53.3	296.8	35,500	33,300	54,400	47,800	240
250	51.3	288.4	31,600	29,600	52,900	46,500	250
260	49.3	279.4	27,900	26,200	49,200	45,300	260
270	47.1	269.7	24,500	22,900	45,500	43,500	270
280	44.9	259.2	21,400	19,900	42,100	40,200	280
290	42.6	247.8	18,400	17,100	38,900	37,200	290
300	40.1	235.5	15,700	14,500	35,900	34,400	300
310	37.5	221.9	13,100	12,000	33,100	31,700	310
320	34.8	207.0	10,600	9,700	30,500	29,200	320
330	31.8	190.2	8,300	7,500	28,000	26,900	330
340	28.5	171.2			25,700	24,700	340
350							350
360							360

MLC300 VPC-MAX S-2



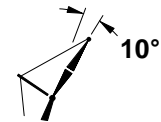
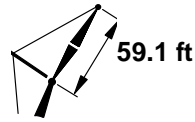
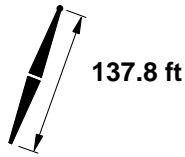
ft	°	ft	34.8 ft		48.0 ft		ft
			0°		1°		
			lb	lb	lb	lb	
50	84.8	399.0	98,800		98,800		50
55	84.1	398.4	98,800		98,800		55
60	83.3	397.7	98,800	60,100	98,800	60,100	60
65	82.6	397.0	98,800	60,100	98,800	60,100	65
70	81.9	396.2	98,800	60,100	98,800	60,100	70
75	81.1	395.3	98,800	60,100	98,800	60,100	75
80	80.4	394.4	98,800	60,100	98,800	60,100	80
85	79.6	393.4	98,800	60,100	98,800	60,100	85
90	78.9	392.3	98,800	60,100	98,800	60,100	90
95	78.1	391.2	98,800	60,100	98,800	60,100	95
100	77.4	390.0	98,600	60,100	98,600	60,100	100
105	76.7	388.7	95,800	60,100	95,800	60,100	105
110	75.9	387.3	93,100	60,100	93,100	60,100	110
115	75.1	385.9	90,500	60,100	90,500	60,100	115
120	74.4	384.4	88,000	60,100	88,000	60,100	120
125	73.6	382.9	85,600	60,100	85,600	60,100	125
130	72.9	381.2	83,200	60,100	83,200	60,100	130
140	71.3	377.7	78,800	60,100	78,800	60,100	140
150	69.8	374.0	74,800	60,100	74,800	60,100	150
160	68.2	369.8	71,000	60,100	71,000	60,100	160
170	66.6	365.4	67,600	57,300	67,600	57,300	170
180	65.0	360.6	64,400	54,700	64,400	54,700	180
190	63.4	355.5	57,800	52,200	61,500	52,200	190
200	61.7	350.0	51,700	48,100	58,700	50,000	200
210	60.0	344.1	46,100	43,000	56,300	47,900	210
220	58.3	337.8	41,100	38,300	54,000	46,000	220
230	56.6	331.1	36,500	34,000	51,900	44,400	230
240	54.8	323.9	32,300	30,000	49,900	42,700	240
250	52.9	316.3	28,500	26,400	48,200	41,200	250
260	51.1	308.1	24,900	23,000	46,600	39,900	260
270	49.1	299.3	21,600	19,900	43,400	38,700	270
280	47.1	289.9	18,500	17,000	40,000	37,500	280
290	45.1	279.8	15,600	14,200	36,900	35,000	290
300	42.9	269.0	12,900	11,700	33,900	32,300	300
310	40.7	257.2	10,400	9,300	31,200	29,700	310
320	38.3	244.5	8,100	7,000	28,600	27,200	320
330	35.9	230.6			26,200	24,900	330
340	33.2	215.3			23,900	22,800	340
350	30.3	198.3			21,800	20,700	350
360	27.2	179.0			19,700	18,800	360
370	23.6	156.6			17,800	17,000	370
380	19.4	129.4			15,900	15,200	380

MLC300 VPC-MAX S-2



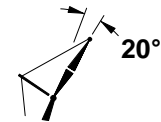
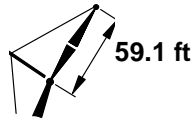
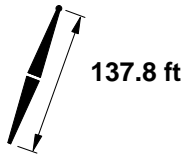
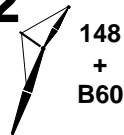
ft	°	ft	34.8 ft		48.0 ft		ft
			0°		1°		
			lb	lb	lb	lb	
50							50
55	84.9	396.6	96,000		96,000		55
60	84.2	396.0	96,000		96,000		60
65	83.5	395.2	96,000	58,300	96,000	58,300	65
70	82.7	394.4	96,000	58,300	96,000	58,300	70
75	82.0	393.6	96,000	58,300	96,000	58,300	75
80	81.2	392.6	96,000	58,300	96,000	58,300	80
85	80.5	391.6	96,000	58,300	96,000	58,300	85
90	79.8	390.5	95,000	58,300	95,000	58,300	90
95	79.0	389.4	92,500	58,300	92,500	58,300	95
100	78.3	388.2	90,200	58,300	90,200	58,300	100
105	77.5	386.9	87,800	58,300	87,800	58,300	105
110	76.8	385.5	85,600	58,300	85,600	58,300	110
115	76.0	384.1	83,400	58,300	83,400	58,300	115
120	75.2	382.6	81,300	58,300	81,300	58,300	120
125	74.5	381.1	79,300	58,300	79,300	58,300	125
130	73.7	379.4	77,300	58,300	77,300	58,300	130
140	72.2	375.9	73,500	58,300	73,500	58,300	140
150	70.6	372.1	70,000	58,300	70,000	58,300	150
160	69.0	368.0	66,700	56,700	66,700	56,700	160
170	67.4	363.5	63,700	54,200	63,700	54,200	170
180	65.8	358.7	60,900	51,900	60,900	51,900	180
190	64.2	353.5	58,400	49,800	58,400	49,800	190
200	62.5	348.0	53,000	47,800	55,900	47,800	200
210	60.8	342.1	47,400	44,200	53,700	45,900	210
220	59.1	335.8	42,300	39,400	51,700	44,200	220
230	57.3	329.0	37,600	35,000	49,800	42,700	230
240	55.5	321.8	33,300	31,000	48,000	41,200	240
250	53.7	314.0	29,400	27,300	46,500	39,800	250
260	51.8	305.8	25,700	23,800	45,000	38,600	260
270	49.8	297.0	22,300	20,600	43,700	37,400	270
280	47.8	287.5	19,200	17,600	40,500	36,400	280
290	45.7	277.3	16,300	14,900	37,300	35,500	290
300	43.6	266.4	13,500	12,200	34,400	32,700	300
310	41.3	254.5	10,900	9,800	31,600	30,000	310
320	38.9	241.6	8,500	7,500	29,000	27,600	320
330	36.4	227.6			26,500	25,200	330
340	33.7	212.1			24,200	23,000	340
350	30.8	194.7			22,000	20,900	350
360	27.6	175.0			19,900	18,900	360
370							370
380							380

MLC300 VPC-MAX S-2



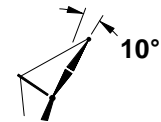
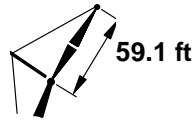
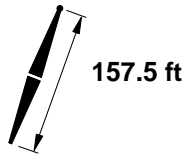

ft	°	ft	34.8 ft			48.0 ft			ft			
			0°			1°				2°		
			lb	lb	lb	lb	lb	lb		lb	lb	
45	82.5	200.3	110,500 ^c	96,800 ^c		110,500 ^c	96,800 ^c		45			
50	81.0	199.2	107,600 ^b	94,600 ^c	84,600 ^d	107,600 ^b	94,600 ^c	84,600 ^d	50			
55	79.5	198.0	104,900	92,500 ^c	83,000 ^c	104,900	92,500 ^c	83,000 ^c	55			
60	78.0	196.6	102,200	90,400 ^b	81,400 ^c	102,200	90,400 ^b	81,400 ^c	60			
65	76.5	195.1	99,700	88,500	79,900 ^b	99,700	88,500	79,900 ^b	65			
70	75.0	193.4	97,200	86,700	78,400	97,200	86,700	78,400	70			
75	73.4	191.6	95,000	85,000	76,900	95,000	85,000	76,900	75			
80	71.9	189.6	91,200	83,200	75,600	91,200	83,200	75,600	80			
85	70.3	187.5	87,100	81,700	74,300	87,100	81,700	74,300	85			
90	68.7	185.2	83,400	80,100	73,000	83,400	80,100	73,000	90			
95	67.1	182.7	80,000	78,700	71,800	80,000	78,700	71,800	95			
100	65.4	180.1	76,800	76,400	70,700	76,800	76,400	70,700	100			
105	63.7	177.2	73,900	73,600	69,600	73,900	73,600	69,600	105			
110	62.0	174.2	71,200	70,900	68,500	71,200	70,900	68,500	110			
115	60.3	170.9	68,800	68,500	67,500	68,800	68,500	67,500	115			
120	58.5	167.5	66,500	66,100	65,800	66,500	66,100	65,800	120			
125	56.7	163.8	64,300	64,000	63,700	64,300	64,000	63,700	125			
130	54.9	159.8	62,300	62,000	61,700	62,300	62,000	61,700	130			
140	51.0	151.0	58,600	58,400	58,100	58,600	58,400	58,100	140			
150	46.9	140.9	55,400	55,200	55,000	55,400	55,200	55,000	150			
160	42.4	129.2	52,600	52,400	52,200	52,600	52,400	52,200	160			
170	37.4	115.3	50,100	50,000	49,800	50,100	50,000	49,800	170			
180	31.7	98.3	48,000	47,800	47,700	48,000	47,800	47,700	180			
190	24.5	75.7	46,200	46,100	45,900	46,200	46,100	45,900	190			

MLC300 VPC-MAX S-2



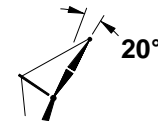
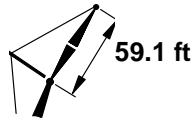
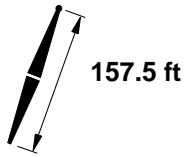
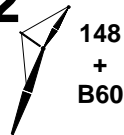
ft	°	ft	34.8 ft			48.0 ft			ft			
			0°			1°				2°		
			lb	lb	lb	lb	lb	lb		lb	lb	
45										45		
50										50		
55	82.2	195.8	84,600c	81,100c		84,600c	81,100c			55		
60	80.6	194.4	80,800b	79,700c	72,600c	80,800b	79,700c	72,600c		60		
65	79.1	192.9	77,400	77,200b	71,400c	77,400	77,200b	71,400c		65		
70	77.5	191.2	74,200	74,000	70,400c	74,200	74,000	70,400c		70		
75	76.0	189.3	71,300	71,100	69,400b	71,300	71,100	69,400b		75		
80	74.4	187.3	68,700	68,500	67,700	68,700	68,500	67,700		80		
85	72.8	185.2	66,200	66,000	65,300	66,200	66,000	65,300		85		
90	71.2	182.8	63,900	63,800	63,100	63,900	63,800	63,100		90		
95	69.5	180.3	61,800	61,700	61,100	61,800	61,700	61,100		95		
100	67.9	177.6	59,800	59,700	59,200	59,800	59,700	59,200		100		
105	66.2	174.7	58,000	57,900	57,500	58,000	57,900	57,500		105		
110	64.4	171.7	56,300	56,200	55,800	56,300	56,200	55,800		110		
115	62.7	168.4	54,700	54,600	54,300	54,700	54,600	54,300		115		
120	60.9	164.8	53,200	53,100	52,900	53,200	53,100	52,900		120		
125	59.1	161.1	51,800	51,700	51,500	51,800	51,700	51,500		125		
130	57.2	157.0	50,500	50,400	50,300	50,500	50,400	50,300		130		
140	53.2	148.1	48,100	48,100	47,900	48,100	48,100	47,900		140		
150	49.0	137.8	46,000	46,000	45,900	46,000	46,000	45,900		150		
160	44.4	125.7	44,300	44,200	44,100	44,300	44,200	44,100		160		
170	39.3	111.4	42,700	42,700	42,500	42,700	42,700	42,500		170		
180	33.3	93.5	41,500	41,500	41,400	41,500	41,500	41,400		180		
190										190		

MLC300 VPC-MAX S-2



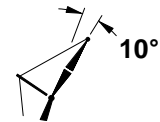
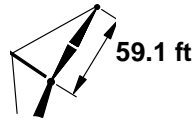
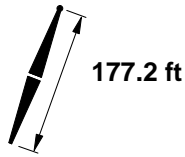
ft	°	ft	34.8 ft			48.0 ft			ft			
			0°			1°				2°		
			lb	lb	lb	lb	lb	lb		lb	lb	
40	84.5	221.2	113,900 ^c			113,900 ^c			40			
45	83.2	220.4	111,100 ^c	97,000 ^c		111,100 ^c	97,000 ^c		45			
50	81.8	219.4	108,500	95,000 ^c	84,900 ^d	108,500	95,000 ^c	84,900 ^d	50			
55	80.5	218.2	105,900	93,100 ^b	83,400 ^c	105,900	93,100 ^b	83,400 ^c	55			
60	79.1	217.0	103,500	91,300	81,900 ^c	103,500	91,300	81,900 ^c	60			
65	77.8	215.6	101,200	89,600	80,500 ^b	101,200	89,600	80,500 ^b	65			
70	76.4	214.1	99,000	87,800	79,200	99,000	87,800	79,200	70			
75	75.0	212.5	96,900	86,200	77,900	96,900	86,200	77,900	75			
80	73.6	210.7	94,900	84,700	76,700	94,900	84,700	76,700	80			
85	72.2	208.8	91,800	83,200	75,500	91,800	83,200	75,500	85			
90	70.7	206.7	88,000	81,800	74,300	88,000	81,800	74,300	90			
95	69.3	204.5	84,600	80,400	73,200	84,600	80,400	73,200	95			
100	67.8	202.2	81,400	79,100	72,100	81,400	79,100	72,100	100			
105	66.4	199.7	78,500	77,800	71,100	78,500	77,800	71,100	105			
110	64.9	197.0	75,700	75,300	70,100	75,700	75,300	70,100	110			
115	63.3	194.1	73,200	72,800	69,100	73,200	72,800	69,100	115			
120	61.8	191.1	70,800	70,400	68,200	70,800	70,400	68,200	120			
125	60.2	187.9	68,500	68,200	67,300	68,500	68,200	67,300	125			
130	58.6	184.4	66,500	66,100	65,800	66,500	66,100	65,800	130			
140	55.3	177.0	62,700	62,400	62,100	62,700	62,400	62,100	140			
150	51.9	168.5	59,300	59,100	58,800	59,300	59,100	58,800	150			
160	48.2	158.9	56,300	56,100	55,900	56,300	56,100	55,900	160			
170	44.3	148.0	53,700	53,500	53,300	53,700	53,500	53,300	170			
180	40.0	135.3	51,300	51,100	50,900	51,300	51,100	50,900	180			
190	35.3	120.4	49,200	49,100	48,900	49,200	49,100	48,900	190			
200	29.8	102.2	47,400	47,300	47,100	47,400	47,300	47,100	200			
210	22.9	78.1	46,000	45,800	45,600	46,000	45,800	45,600	210			

MLC300 VPC-MAX S-2



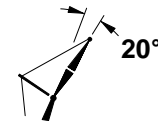
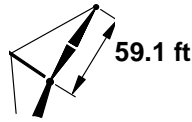
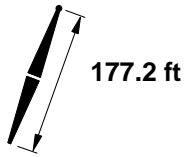
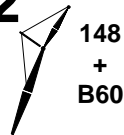
ft	°	ft	34.8 ft			48.0 ft			ft			
			0°			1°				2°		
			lb	lb	lb	lb	lb	lb		lb	lb	
40									40			
45									45			
50	84.3	217.1	90,200c			90,200c			50			
55	82.9	216.0	86,400b	81,300c	73,800d	86,400b	81,300c	73,800d	55			
60	81.5	214.7	82,800	80,100c	72,800c	82,800	80,100c	72,800c	60			
65	80.1	213.3	79,500	78,900b	71,800c	79,500	78,900b	71,800c	65			
70	78.7	211.8	76,500	76,300	70,900b	76,500	76,300	70,900b	70			
75	77.3	210.1	73,600	73,500	70,000	73,600	73,500	70,000	75			
80	75.9	208.3	71,100	70,900	69,100	71,100	70,900	69,100	80			
85	74.5	206.4	68,700	68,500	67,800	68,700	68,500	67,800	85			
90	73.0	204.3	66,400	66,300	65,600	66,400	66,300	65,600	90			
95	71.6	202.1	64,400	64,200	63,600	64,400	64,200	63,600	95			
100	70.1	199.7	62,400	62,300	61,800	62,400	62,300	61,800	100			
105	68.6	197.2	60,600	60,500	60,000	60,600	60,500	60,000	105			
110	67.1	194.4	58,900	58,800	58,400	58,900	58,800	58,400	110			
115	65.5	191.5	57,300	57,200	56,900	57,300	57,200	56,900	115			
120	64.0	188.5	55,800	55,700	55,400	55,800	55,700	55,400	120			
125	62.4	185.2	54,400	54,300	54,000	54,400	54,300	54,000	125			
130	60.8	181.7	53,000	52,900	52,800	53,000	52,900	52,800	130			
140	57.4	174.1	50,600	50,500	50,400	50,600	50,500	50,400	140			
150	53.9	165.5	48,500	48,400	48,300	48,500	48,400	48,300	150			
160	50.1	155.7	46,500	46,400	46,300	46,500	46,400	46,300	160			
170	46.1	144.5	44,900	44,800	44,700	44,900	44,800	44,700	170			
180	41.8	131.6	43,400	43,300	43,200	43,400	43,300	43,200	180			
190	36.9	116.1	42,100	42,100	42,000	42,100	42,100	42,000	190			
200	31.1	97.0	41,100	41,100	41,000	41,100	41,100	41,000	200			
210									210			

MLC300 VPC-MAX S-2



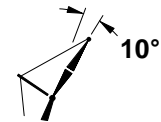
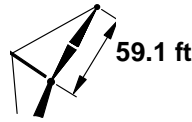
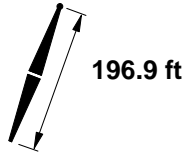
ft	°	ft	34.8 ft			48.0 ft			ft			
			0°			1°				2°		
			lb	lb	lb	lb	lb	lb		lb	lb	
40	85.0	241.1	113,600 ^c			113,600 ^c			40			
45	83.8	240.3	111,400 ^b	96,900 ^c		111,400 ^b	96,900 ^c		45			
50	82.5	239.4	109,000	95,200 ^c	84,800 ^c	109,000	95,200 ^c	84,800 ^c	50			
55	81.3	238.4	106,700	93,500 ^b	83,500 ^c	106,700	93,500 ^b	83,500 ^c	55			
60	80.1	237.2	104,400	91,800	82,200 ^c	104,400	91,800	82,200 ^c	60			
65	78.8	236.0	102,400	90,200	80,900	102,400	90,200	80,900	65			
70	77.6	234.6	100,300	88,700	79,700	100,300	88,700	79,700	70			
75	76.3	233.1	98,300	87,200	78,500	98,300	87,200	78,500	75			
80	75.0	231.5	96,400	85,800	77,400	96,400	85,800	77,400	80			
85	73.7	229.8	94,700	84,400	76,300	94,700	84,400	76,300	85			
90	72.4	227.9	92,300	83,000	75,300	92,300	83,000	75,300	90			
95	71.1	225.9	88,900	81,800	74,200	88,900	81,800	74,200	95			
100	69.8	223.8	85,600	80,500	73,200	85,600	80,500	73,200	100			
105	68.5	221.6	82,600	79,400	72,200	82,600	79,400	72,200	105			
110	67.2	219.1	79,800	78,200	71,300	79,800	78,200	71,300	110			
115	65.8	216.6	77,300	76,800	70,400	77,300	76,800	70,400	115			
120	64.4	213.9	74,800	74,400	69,500	74,800	74,400	69,500	120			
125	63.0	211.0	72,500	72,100	68,700	72,500	72,100	68,700	125			
130	61.6	208.0	70,400	70,000	67,900	70,400	70,000	67,900	130			
140	58.7	201.4	66,500	66,200	65,800	66,500	66,200	65,800	140			
150	55.7	194.1	63,000	62,700	62,400	63,000	62,700	62,400	150			
160	52.6	185.9	59,900	59,600	59,300	59,900	59,600	59,300	160			
170	49.3	176.7	57,100	56,900	56,600	57,100	56,900	56,600	170			
180	45.8	166.3	54,600	54,400	54,100	54,600	54,400	54,100	180			
190	42.1	154.6	52,400	52,200	52,000	52,400	52,200	52,000	190			
200	38.0	141.1	50,300	50,200	50,000	50,300	50,200	50,000	200			
210	33.4	125.2	48,500	48,400	48,200	48,500	48,400	48,200	210			
220	28.2	105.9	47,000	46,800	46,700	47,000	46,800	46,700	220			
230	21.5	80.3	45,700	45,600	45,500	45,700	45,600	45,500	230			

MLC300 VPC-MAX S-2



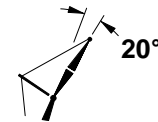
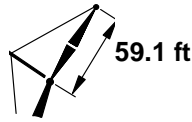
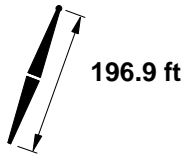
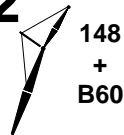
ft	°	ft	34.8 ft			48.0 ft			ft			
			0°			1°				2°		
			lb	lb	lb	lb	lb	lb		lb	lb	
40									40			
45									45			
50	84.8	237.1	91,500c			91,500c			50			
55	83.5	236.0	87,800b	81,400c		87,800b	81,400c		55			
60	82.2	234.9	84,400	80,300b		84,400	80,300b		60			
65	81.0	233.6	81,300	79,300	72,000c	81,300	79,300	72,000c	65			
70	79.7	232.2	78,400	78,100	71,200b	78,400	78,100	71,200b	70			
75	78.4	230.7	75,700	75,500	70,400	75,700	75,500	70,400	75			
80	77.2	229.1	73,200	73,000	69,600	73,200	73,000	69,600	80			
85	75.9	227.4	70,900	70,700	68,800	70,900	70,700	68,800	85			
90	74.6	225.5	68,700	68,500	67,900	68,700	68,500	67,900	90			
95	73.2	223.5	66,700	66,500	65,900	66,700	66,500	65,900	95			
100	71.9	221.3	64,700	64,600	64,100	64,700	64,600	64,100	100			
105	70.6	219.0	62,900	62,800	62,300	62,900	62,800	62,300	105			
110	69.2	216.6	61,200	61,100	60,700	61,200	61,100	60,700	110			
115	67.8	214.0	59,600	59,500	59,200	59,600	59,500	59,200	115			
120	66.4	211.3	58,100	58,000	57,700	58,100	58,000	57,700	120			
125	65.0	208.4	56,700	56,600	56,400	56,700	56,600	56,400	125			
130	63.6	205.3	55,400	55,200	55,100	55,400	55,200	55,100	130			
140	60.6	198.6	52,900	52,800	52,700	52,900	52,800	52,700	140			
150	57.6	191.2	50,700	50,600	50,500	50,700	50,600	50,500	150			
160	54.4	182.8	48,700	48,600	48,500	48,700	48,600	48,500	160			
170	51.1	173.5	47,000	46,900	46,800	47,000	46,900	46,800	170			
180	47.5	162.9	45,400	45,300	45,200	45,400	45,300	45,200	180			
190	43.7	150.9	43,900	43,900	43,800	43,900	43,900	43,800	190			
200	39.5	137.0	42,800	42,700	42,600	42,800	42,700	42,600	200			
210	34.8	120.6	41,700	41,700	41,600	41,700	41,700	41,600	210			
220	29.2	100.3	40,900	40,900	40,900	40,900	40,900	40,900	220			
230									230			

MLC300 VPC-MAX S-2



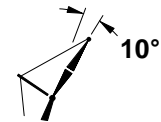
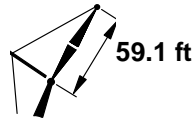
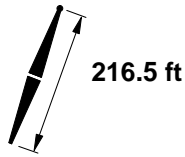
ft	°	ft	34.8 ft			48.0 ft			ft			
			0°			1°				2°		
			lb	lb	lb	lb	lb	lb		lb	lb	
45	84.2	260.2	111,200			111,200			45			
50	83.1	259.4	109,100	94,900b		109,100	94,900b		50			
55	82.0	258.5	107,000	93,400	83,200c	107,000	93,400	83,200c	55			
60	80.8	257.4	104,900	91,900	82,100b	104,900	91,900	82,100b	60			
65	79.7	256.3	103,000	90,500	81,000	103,000	90,500	81,000	65			
70	78.5	255.0	101,100	89,100	79,800	101,100	89,100	79,800	70			
75	77.4	253.6	99,400	87,700	78,800	99,400	87,700	78,800	75			
80	76.2	252.2	97,600	86,400	77,700	97,600	86,400	77,700	80			
85	75.0	250.6	96,000	85,100	76,800	96,000	85,100	76,800	85			
90	73.9	248.9	94,300	83,900	75,800	94,300	83,900	75,800	90			
95	72.7	247.1	92,700	82,700	74,900	92,700	82,700	74,900	95			
100	71.5	245.1	89,500	81,600	73,900	89,500	81,600	73,900	100			
105	70.3	243.1	86,500	80,400	73,100	86,500	80,400	73,100	105			
110	69.0	240.9	83,600	79,400	72,100	83,600	79,400	72,100	110			
115	67.8	238.6	81,100	78,300	71,300	81,100	78,300	71,300	115			
120	66.6	236.1	78,600	77,300	70,500	78,600	77,300	70,500	120			
125	65.3	233.5	76,300	75,800	69,700	76,300	75,800	69,700	125			
130	64.0	230.8	74,100	73,600	68,900	74,100	73,600	68,900	130			
140	61.4	224.9	70,100	69,700	67,400	70,100	69,700	67,400	140			
150	58.8	218.4	66,500	66,200	65,800	66,500	66,200	65,800	150			
160	56.0	211.2	63,300	63,000	62,700	63,300	63,000	62,700	160			
170	53.1	203.2	60,400	60,100	59,900	60,400	60,100	59,900	170			
180	50.2	194.3	57,800	57,500	57,300	57,800	57,500	57,300	180			
190	47.0	184.4	55,400	55,200	55,000	55,400	55,200	55,000	190			
200	43.7	173.4	53,300	53,100	52,800	53,300	53,100	52,800	200			
210	40.1	160.9	51,300	51,100	50,900	51,300	51,100	50,900	210			
220	36.2	146.5	49,600	49,400	49,200	49,600	49,400	49,200	220			
230	31.8	129.7	48,000	47,900	47,700	48,000	47,900	47,700	230			
240	26.7	109.3	46,700	46,500	45,800	46,700	46,500	46,300	240			
250	20.3	82.2	43,900	43,200	42,600	45,600	45,500	45,300	250			

MLC300 VPC-MAX S-2



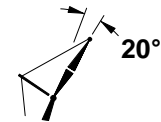
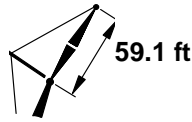
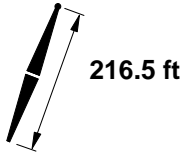
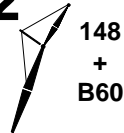
ft	°	ft	34.8 ft			48.0 ft			ft			
			0°			1°				2°		
			lb	lb	lb	lb	lb	lb		lb	lb	lb
45										45		
50										50		
55	84.0	256.1	89,000			89,000				55		
60	82.9	255.0	85,800	80,300b	72,700c	85,800	80,300b	72,700c		60		
65	81.7	253.8	82,800	79,300	72,000b	82,800	79,300	72,000b		65		
70	80.5	252.6	80,000	78,400	71,200	80,000	78,400	71,200		70		
75	79.4	251.2	77,500	77,200	70,500	77,500	77,200	70,500		75		
80	78.2	249.7	75,000	74,800	69,800	75,000	74,800	69,800		80		
85	77.0	248.1	72,700	72,600	69,100	72,700	72,600	69,100		85		
90	75.8	246.4	70,700	70,400	68,500	70,700	70,400	68,500		90		
95	74.6	244.5	68,700	68,500	67,800	68,700	68,500	67,800		95		
100	73.4	242.6	66,800	66,600	66,200	66,800	66,600	66,200		100		
105	72.2	240.5	65,000	64,800	64,500	65,000	64,800	64,500		105		
110	70.9	238.3	63,300	63,200	62,800	63,300	63,200	62,800		110		
115	69.7	236.0	61,800	61,600	61,300	61,800	61,600	61,300		115		
120	68.4	233.5	60,200	60,100	59,900	60,200	60,100	59,900		120		
125	67.2	230.9	58,800	58,700	58,500	58,800	58,700	58,500		125		
130	65.9	228.1	57,500	57,400	57,200	57,500	57,400	57,200		130		
140	63.3	222.2	55,100	54,900	54,800	55,100	54,900	54,800		140		
150	60.5	215.6	52,800	52,700	52,500	52,800	52,700	52,500		150		
160	57.7	208.2	50,800	50,700	50,600	50,800	50,700	50,600		160		
170	54.8	200.1	49,000	48,800	48,800	49,000	48,800	48,800		170		
180	51.8	191.1	47,300	47,200	47,100	47,300	47,200	47,100		180		
190	48.6	181.0	45,800	45,700	45,600	45,800	45,700	45,600		190		
200	45.2	169.7	44,500	44,400	44,300	44,500	44,400	44,300		200		
210	41.5	156.9	43,300	43,200	43,100	43,300	43,200	43,100		210		
220	37.5	142.2	42,300	42,200	42,100	42,300	42,200	42,100		220		
230	33.0	124.8	41,400	41,300	41,300	41,400	41,300	41,300		230		
240										240		
250										250		

MLC300 VPC-MAX S-2



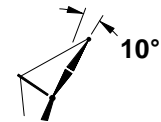
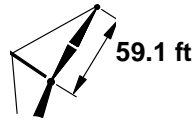
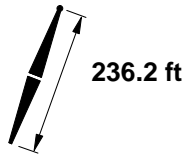
ft	°	ft	34.8 ft			48.0 ft			ft			
			0°			1°				2°		
			lb	lb	lb	lb	lb	lb		lb	lb	
45	84.7	280.1	110,700			110,700			45			
50	83.6	279.3	108,800	94,400b		108,800	94,400b		50			
55	82.6	278.5	106,900	93,000	82,800c	106,900	93,000	82,800c	55			
60	81.5	277.5	105,100	91,700	81,700	105,100	91,700	81,700	60			
65	80.4	276.4	103,300	90,400	80,700	103,300	90,400	80,700	65			
70	79.4	275.3	101,700	89,200	79,800	101,700	89,200	79,800	70			
75	78.3	274.0	100,000	88,000	78,900	100,000	88,000	78,900	75			
80	77.2	272.6	98,400	86,700	77,900	98,400	86,700	77,900	80			
85	76.1	271.2	96,800	85,600	77,000	96,800	85,600	77,000	85			
90	75.1	269.6	95,400	84,500	76,100	95,400	84,500	76,100	90			
95	74.0	267.9	93,900	83,400	75,200	93,900	83,400	75,200	95			
100	72.9	266.2	92,400	82,300	74,400	92,400	82,300	74,400	100			
105	71.7	264.3	90,000	81,300	73,600	90,000	81,300	73,600	105			
110	70.6	262.3	87,200	80,300	72,800	87,200	80,300	72,800	110			
115	69.5	260.2	84,500	79,300	72,000	84,500	79,300	72,000	115			
120	68.4	257.9	82,100	78,300	71,300	82,100	78,300	71,300	120			
125	67.2	255.6	79,700	77,400	70,500	79,700	77,400	70,500	125			
130	66.1	253.1	77,500	76,500	69,800	77,500	76,500	69,800	130			
140	63.7	247.7	73,400	73,000	68,300	73,400	73,000	68,300	140			
150	61.3	241.9	69,800	69,400	67,100	69,800	69,400	67,100	150			
160	58.8	235.4	66,500	66,200	65,800	66,500	66,200	65,800	160			
170	56.3	228.3	63,500	63,200	62,900	63,500	63,200	62,900	170			
180	53.6	220.4	60,800	60,600	60,200	60,800	60,600	60,200	180			
190	50.9	211.8	58,300	58,100	57,900	58,300	58,100	57,900	190			
200	48.0	202.3	56,100	55,900	55,600	56,100	55,900	55,600	200			
210	45.0	191.8	54,100	53,900	53,600	54,100	53,900	53,600	210			
220	41.8	180.0	52,200	52,000	51,800	52,200	52,000	51,800	220			
230	38.4	166.8	50,500	49,800	48,200	50,500	50,300	50,100	230			
240	34.6	151.7	47,200	46,100	44,800	49,000	48,800	48,600	240			
250	30.4	134.0	43,200	42,300	41,300	47,600	47,400	47,200	250			
260	25.4	112.5	39,500	38,700	38,000	46,400	46,300	46,100	260			
270	19.2	83.9	35,900	35,400	34,800	45,400	45,400	45,200	270			

MLC300 VPC-MAX S-2



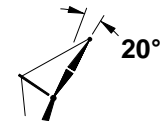
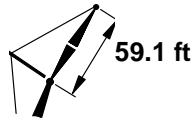
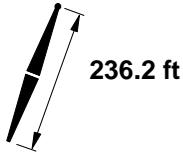
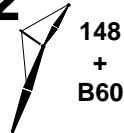
ft	°	ft	34.8 ft			48.0 ft			ft			
			0°			1°				2°		
			lb	lb	lb	lb	lb	lb		lb	lb	lb
45										45		
50										50		
55	84.5	276.0	90,100			90,100				55		
60	83.4	275.0	86,900	80,100		86,900	80,100			60		
65	82.3	274.0	84,100	79,200		84,100	79,200	71,700b		65		
70	81.2	272.8	81,500	78,400	71,100	81,500	78,400	71,100		70		
75	80.2	271.5	79,000	77,600	70,400	79,000	77,600	70,400		75		
80	79.1	270.2	76,600	76,400	69,800	76,600	76,400	69,800		80		
85	78.0	268.7	74,500	74,200	69,200	74,500	74,200	69,200		85		
90	76.9	267.1	72,400	72,200	68,600	72,400	72,200	68,600		90		
95	75.8	265.4	70,500	70,200	68,000	70,500	70,200	68,000		95		
100	74.7	263.6	68,600	68,400	67,500	68,600	68,400	67,500		100		
105	73.5	261.7	66,900	66,700	66,400	66,900	66,700	66,400		105		
110	72.4	259.7	65,300	65,100	64,800	65,300	65,100	64,800		110		
115	71.3	257.5	63,700	63,500	63,200	63,700	63,500	63,200		115		
120	70.1	255.3	62,200	62,100	61,800	62,200	62,100	61,800		120		
125	69.0	252.9	60,800	60,700	60,400	60,800	60,700	60,400		125		
130	67.8	250.4	59,500	59,400	59,100	59,500	59,400	59,100		130		
140	65.4	245.0	57,000	56,900	56,700	57,000	56,900	56,700		140		
150	63.0	239.0	54,800	54,600	54,500	54,800	54,600	54,500		150		
160	60.5	232.5	52,700	52,600	52,500	52,700	52,600	52,500		160		
170	57.9	225.3	50,900	50,700	50,600	50,900	50,700	50,600		170		
180	55.2	217.3	49,200	49,000	49,000	49,200	49,000	49,000		180		
190	52.4	208.6	47,600	47,500	47,400	47,600	47,500	47,400		190		
200	49.5	198.9	46,200	46,100	46,000	46,200	46,100	46,000		200		
210	46.4	188.2	44,900	44,800	44,700	44,900	44,800	44,700		210		
220	43.2	176.2	43,700	43,700	43,600	43,700	43,700	43,600		220		
230	39.6	162.6	42,700	42,700	42,600	42,700	42,700	42,600		230		
240	35.8	147.0	41,900	41,800	41,800	41,900	41,800	41,800		240		
250	31.4	128.7	41,200	41,100	41,000	41,200	41,100	41,000		250		
260										260		
270										270		

MLC300 VPC-MAX S-2



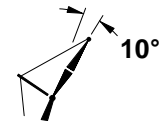
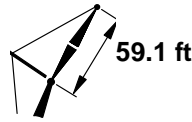
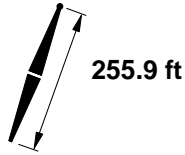
ft	°	ft	34.8 ft			48.0 ft			ft			
			0°			1°				2°		
			lb	lb	lb	lb	lb	lb		lb	lb	
50	84.0	299.2	104,700			104,700			50			
55	83.1	298.4	103,100	89,800		103,100	89,800		55			
60	82.1	297.5	101,600	88,700	79,100	101,600	88,700	79,100	60			
65	81.1	296.5	100,000	87,600	78,200	100,000	87,600	78,200	65			
70	80.1	295.5	98,500	86,500	77,400	98,500	86,500	77,400	70			
75	79.1	294.3	97,100	85,400	76,600	97,100	85,400	76,600	75			
80	78.1	293.0	95,700	84,400	75,800	95,700	84,400	75,800	80			
85	77.1	291.7	94,300	83,400	75,000	94,300	83,400	75,000	85			
90	76.1	290.2	93,000	82,400	74,200	93,000	82,400	74,200	90			
95	75.1	288.7	91,800	81,400	73,500	91,800	81,400	73,500	95			
100	74.1	287.0	90,600	80,500	72,800	90,600	80,500	72,800	100			
105	73.0	285.3	89,300	79,600	72,100	89,300	79,600	72,100	105			
110	72.0	283.4	88,200	78,700	71,300	88,200	78,700	71,300	110			
115	71.0	281.5	87,000	77,900	70,600	87,000	77,900	70,600	115			
120	69.9	279.4	85,900	77,000	69,900	85,900	77,000	69,900	120			
125	68.8	277.2	83,900	76,200	69,300	83,900	76,200	69,300	125			
130	67.8	275.0	81,600	75,400	68,600	81,600	75,400	68,600	130			
140	65.6	270.1	77,300	73,800	67,400	77,300	73,800	67,400	140			
150	63.4	264.7	73,600	72,400	66,200	73,600	72,400	66,200	150			
160	61.2	258.8	70,200	69,800	65,000	70,200	69,800	65,000	160			
170	58.9	252.3	67,100	66,800	64,000	67,100	66,800	64,000	170			
180	56.5	245.3	64,300	63,900	63,100	64,300	63,900	63,100	180			
190	54.0	237.6	61,700	61,400	61,100	61,700	61,400	61,100	190			
200	51.5	229.2	59,400	59,100	58,600	59,400	59,100	58,800	200			
210	48.9	220.0	57,200	56,400	54,100	57,200	56,900	56,700	210			
220	46.1	209.9	54,000	52,000	50,000	55,200	55,000	54,700	220			
230	43.2	198.8	49,300	47,700	46,200	53,400	53,200	52,900	230			
240	40.1	186.4	45,000	43,600	42,300	51,700	51,500	51,300	240			
250	36.8	172.4	41,100	39,900	38,700	50,100	50,000	49,800	250			
260	33.2	156.6	37,400	36,400	35,400	48,800	48,600	48,400	260			
270	29.1	138.0	33,900	33,100	32,300	47,500	47,400	47,200	270			
280	24.3	115.4	30,700	30,000	29,300	46,500	46,300	46,100	280			

MLC300 VPC-MAX S-2



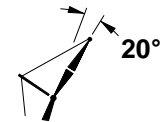
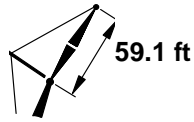
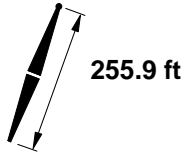
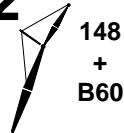
ft	°	ft	34.8 ft			48.0 ft			ft			
			0°			1°				2°		
			lb	lb	lb	lb	lb	lb		lb	lb	
50										50		
55	84.8	296.0	90,800			90,800				55		
60	83.8	295.0	88,900	79,700		88,900	79,700			60		
65	82.8	294.0	86,100	78,900	71,200 ^b	86,100	78,900	71,200 ^b		65		
70	81.8	293.0	83,500	78,200	70,700	83,500	78,200	70,700		70		
75	80.8	291.8	81,100	77,400	70,100	81,100	77,400	70,100		75		
80	79.8	290.5	78,800	76,700	69,600	78,800	76,700	69,600		80		
85	78.8	289.1	76,700	75,900	69,000	76,700	75,900	69,000		85		
90	77.8	287.7	74,700	74,400	68,500	74,700	74,400	68,500		90		
95	76.8	286.1	72,700	72,500	68,000	72,700	72,500	68,000		95		
100	75.7	284.4	70,900	70,700	67,500	70,900	70,700	67,500		100		
105	74.7	282.7	69,200	68,900	67,000	69,200	68,900	67,000		105		
110	73.7	280.8	67,500	67,300	66,500	67,500	67,300	66,500		110		
115	72.6	278.8	66,000	65,800	65,600	66,000	65,800	65,600		115		
120	71.6	276.7	64,500	64,300	64,100	64,500	64,300	64,100		120		
125	70.5	274.6	63,100	62,900	62,700	63,100	62,900	62,700		125		
130	69.4	272.3	61,800	61,600	61,400	61,800	61,600	61,400		130		
140	67.2	267.3	59,300	59,100	58,900	59,300	59,100	58,900		140		
150	65.0	261.9	57,000	56,900	56,700	57,000	56,900	56,700		150		
160	62.7	255.9	54,900	54,800	54,600	54,900	54,800	54,600		160		
170	60.4	249.4	53,000	52,900	52,700	53,000	52,900	52,700		170		
180	58.0	242.3	51,200	51,100	51,000	51,200	51,100	51,000		180		
190	55.5	234.5	49,600	49,500	49,400	49,600	49,500	49,400		190		
200	52.9	226.0	48,200	48,100	48,000	48,200	48,100	48,000		200		
210	50.3	216.6	46,800	46,700	46,600	46,800	46,700	46,600		210		
220	47.5	206.4	45,600	45,500	45,400	45,600	45,500	45,400		220		
230	44.5	195.0	44,500	44,400	44,300	44,500	44,400	44,300		230		
240	41.4	182.3	43,500	43,400	43,000	43,500	43,400	43,300		240		
250	37.9	168.0	41,700	40,500	39,300	42,600	42,600	42,400		250		
260	34.2	151.7	37,900	36,800	35,900	41,800	41,700	41,700		260		
270	30.0	132.4	34,300	33,400	32,600	41,200	41,200	41,100		270		
280										280		

MLC300 VPC-MAX S-2



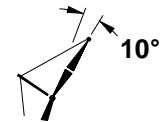
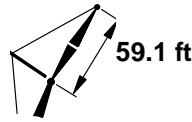
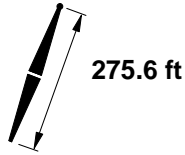
ft	°	ft	34.8 ft			48.0 ft			ft
			0°			0°			
			lb	lb	lb	lb	lb	lb	
50	84.4	319.1	103,500			103,500			50
55	83.5	318.4	102,100	88,600		102,100	88,600		55
60	82.6	317.5	100,700	87,600	78,000	100,700	87,600	78,000	60
65	81.7	316.6	99,300	86,600	77,300	99,300	86,600	77,300	65
70	80.7	315.6	98,100	85,700	76,500	98,100	85,700	76,500	70
75	79.8	314.5	96,700	84,700	75,800	96,700	84,700	75,800	75
80	78.9	313.3	95,500	83,900	75,100	95,500	83,900	75,100	80
85	77.9	312.0	94,300	82,900	74,400	94,300	82,900	74,400	85
90	77.0	310.7	93,100	82,000	73,700	93,100	82,000	73,700	90
95	76.0	309.2	91,900	81,200	73,100	91,900	81,200	73,100	95
100	75.1	307.7	90,700	80,300	72,400	90,700	80,300	72,400	100
105	74.1	306.1	89,700	79,500	71,700	89,700	79,500	71,700	105
110	73.2	304.4	88,500	78,700	71,100	88,500	78,700	71,100	110
115	72.2	302.5	87,500	77,900	70,500	87,500	77,900	70,500	115
120	71.2	300.6	86,500	77,100	69,900	86,500	77,100	69,900	120
125	70.2	298.6	85,500	76,400	69,300	85,500	76,400	69,300	125
130	69.3	296.5	84,200	75,600	68,700	84,200	75,600	68,700	130
140	67.3	292.0	79,900	74,200	67,500	79,900	74,200	67,500	140
150	65.2	287.0	76,200	72,900	66,500	76,200	72,900	66,500	150
160	63.2	281.6	72,700	70,700	65,400	72,700	70,700	65,400	160
170	61.1	275.7	69,600	68,200	64,400	69,600	68,200	64,400	170
180	58.9	269.3	66,700	65,900	63,100	66,700	65,900	63,100	180
190	56.7	262.4	64,100	63,800	61,200	64,100	63,800	61,200	190
200	54.4	254.8	61,700	59,600	56,900	61,700	61,400	59,500	200
210	52.1	246.6	57,300	54,900	52,400	59,500	59,200	58,000	210
220	49.6	237.7	52,200	50,100	48,200	57,500	57,200	56,700	220
230	47.1	227.9	47,500	45,700	44,000	55,600	55,400	55,100	230
240	44.4	217.2	43,300	41,700	40,200	53,900	53,600	53,400	240
250	41.6	205.5	39,300	37,900	36,600	52,300	52,100	51,900	250
260	38.6	192.4	35,700	34,500	33,300	50,800	50,600	50,400	260
270	35.4	177.8	32,300	31,200	30,200	49,500	49,300	48,300	270
280	31.9	161.2	29,100	28,200	27,300	47,800	46,500	45,200	280
290	27.9	141.8	26,100	25,300	24,600	44,600	43,400	42,300	290
300	23.3	118.2	23,300	22,600	22,000	41,600	40,600	39,600	300

MLC300 VPC-MAX S-2



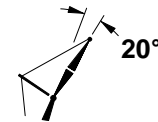
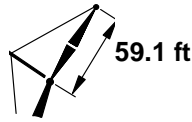
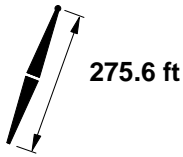
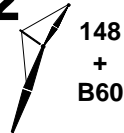
ft	°	ft	34.8 ft			48.0 ft			ft			
			0°			1°				2°		
			lb	lb	lb	lb	lb	lb		lb	lb	
50									50			
55									55			
60	84.2	315.0	89,100			89,100			60			
65	83.3	314.1	86,900	78,200		86,900	78,200		65			
70	82.4	313.0	84,500	77,500	66,800	84,500	77,500	66,800	70			
75	81.4	311.9	82,100	76,900	66,400	82,100	76,900	66,400	75			
80	80.5	310.7	80,000	76,200	65,900	80,000	76,200	65,900	80			
85	79.5	309.5	77,900	75,600	65,500	77,900	75,600	65,500	85			
90	78.6	308.1	75,900	75,000	65,000	75,900	75,000	65,000	90			
95	77.6	306.6	74,000	73,800	64,600	74,000	73,800	64,600	95			
100	76.7	305.1	72,300	71,900	64,200	72,300	71,900	64,200	100			
105	75.7	303.5	70,600	70,300	63,700	70,600	70,300	63,700	105			
110	74.7	301.7	69,000	68,700	63,400	69,000	68,700	63,400	110			
115	73.8	299.9	67,500	67,200	62,900	67,500	67,200	62,900	115			
120	72.8	298.0	66,000	65,800	62,600	66,000	65,800	62,600	120			
125	71.8	295.9	64,600	64,300	62,200	64,600	64,300	62,200	125			
130	70.8	293.8	63,200	63,000	61,800	63,200	63,000	61,800	130			
140	68.8	289.2	60,800	60,500	60,300	60,800	60,500	60,300	140			
150	66.7	284.2	58,500	58,400	58,200	58,500	58,400	58,200	150			
160	64.7	278.8	56,400	56,300	56,100	56,400	56,300	56,100	160			
170	62.5	272.8	54,500	54,300	54,200	54,500	54,300	54,200	170			
180	60.3	266.3	52,800	52,600	52,500	52,800	52,600	52,500	180			
190	58.1	259.3	51,100	51,000	50,900	51,100	51,000	50,900	190			
200	55.8	251.6	49,600	49,500	49,400	49,600	49,500	49,400	200			
210	53.4	243.3	48,200	48,100	48,000	48,200	48,100	48,000	210			
220	50.9	234.2	47,000	46,900	46,800	47,000	46,900	46,800	220			
230	48.4	224.3	45,800	45,700	45,000	45,800	45,700	45,700	230			
240	45.6	213.5	44,200	42,600	41,000	44,800	44,700	44,600	240			
250	42.8	201.5	40,100	38,700	37,400	43,800	43,800	43,700	250			
260	39.7	188.2	36,400	35,100	33,900	43,000	42,900	42,800	260			
270	36.4	173.2	32,800	31,800	30,700	42,200	42,100	42,100	270			
280	32.8	156.1	29,500	28,600	27,700	41,600	41,500	41,400	280			
290	28.7	135.9	26,400	25,600	24,900	41,100	41,000	40,900	290			
300									300			

MLC300 VPC-MAX S-2



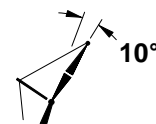
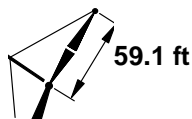
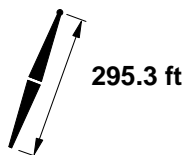
ft	°	ft	34.8 ft			48.0 ft			ft			
			0°			1°				2°		
			lb	lb	lb	lb	lb	lb		lb	lb	
50	84.7	339.0	102,300			102,300			50			
55	83.9	338.3	101,100	87,400		101,100	87,400		55			
60	83.0	337.5	99,900	86,500		99,900	86,500		60			
65	82.2	336.6	98,600	85,700	74,700	98,600	85,700	74,700	65			
70	81.3	335.7	97,500	84,900	74,700	97,500	84,900	74,700	70			
75	80.4	334.6	96,400	84,000	74,700	96,400	84,000	74,700	75			
80	79.5	333.5	95,200	83,200	74,400	95,200	83,200	74,400	80			
85	78.7	332.3	94,000	82,400	73,700	94,000	82,400	73,700	85			
90	77.8	331.1	93,000	81,600	73,100	93,000	81,600	73,100	90			
95	76.9	329.7	91,900	80,800	72,500	91,900	80,800	72,500	95			
100	76.0	328.3	90,800	80,100	71,900	90,800	80,100	71,900	100			
105	75.1	326.7	89,800	79,200	71,300	89,800	79,200	71,300	105			
110	74.2	325.1	88,800	78,600	70,800	88,800	78,600	70,800	110			
115	73.3	323.4	87,800	77,900	70,200	87,800	77,900	70,200	115			
120	72.4	321.7	86,900	77,200	69,600	86,900	77,200	69,600	120			
125	71.5	319.8	86,000	76,400	69,100	86,000	76,400	69,100	125			
130	70.6	317.8	85,000	75,800	68,600	85,000	75,800	68,600	130			
140	68.7	313.6	82,600	74,100	67,600	82,600	74,100	67,600	140			
150	66.8	309.0	78,800	70,800	66,600	78,800	70,800	66,600	150			
160	64.9	304.0	75,300	67,900	64,500	75,300	67,900	64,500	160			
170	63.0	298.6	72,100	65,200	62,100	72,100	65,200	62,100	170			
180	61.0	292.7	69,200	62,800	59,800	69,200	62,800	59,800	180			
190	58.9	286.3	66,500	60,600	57,800	66,600	60,600	57,800	190			
200	56.9	279.4	60,600	57,700	54,800	64,200	58,600	56,000	200			
210	54.7	271.9	55,000	52,400	50,000	61,900	56,800	54,400	210			
220	52.5	263.9	49,900	47,600	45,500	59,800	55,200	53,000	220			
230	50.3	255.2	45,300	43,200	41,300	57,900	53,900	51,700	230			
240	47.9	245.7	41,000	39,200	37,500	56,100	52,700	50,600	240			
250	45.5	235.4	37,100	35,500	33,900	54,500	51,700	49,600	250			
260	42.9	224.2	33,400	32,000	30,700	52,900	50,900	48,900	260			
270	40.2	211.9	30,000	28,800	27,600	49,600	47,900	46,300	270			
280	37.3	198.2	26,900	25,800	24,700	46,200	44,700	43,200	280			
290	34.1	183.0	23,900	23,000	22,000	43,000	41,600	40,300	290			
300	30.7	165.6	21,100	20,300	19,500	40,000	38,800	37,600	300			
310	26.9	145.4	18,500	17,800	17,100	37,200	36,100	35,100	310			
320	22.3	120.8	16,000	15,400	14,900	34,500	33,600	32,700	320			

MLC300 VPC-MAX S-2



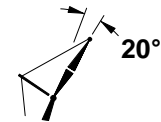
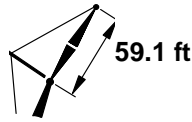
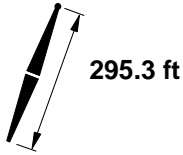
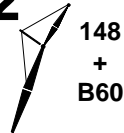
ft	°	ft	34.8 ft			48.0 ft			ft			
			0°			1°				2°		
			lb	lb	lb	lb	lb	lb		lb	lb	
50									50			
55									55			
60	84.6	334.9	88,500			88,500			60			
65	83.7	334.0	87,600	77,400		87,600	77,400		65			
70	82.8	333.1	85,400	76,800	66,200	85,400	76,800	66,200	70			
75	81.9	332.1	83,200	76,200	65,700	83,200	76,200	65,700	75			
80	81.1	330.9	81,100	75,700	65,400	81,100	75,700	65,400	80			
85	80.2	329.7	79,100	75,200	65,000	79,100	75,200	65,000	85			
90	79.3	328.5	77,200	74,600	64,600	77,200	74,600	64,600	90			
95	78.4	327.1	75,400	74,100	64,200	75,400	74,100	64,200	95			
100	77.5	325.6	73,600	73,300	63,900	73,600	73,300	63,900	100			
105	76.6	324.1	72,000	71,600	63,500	72,000	71,600	63,500	105			
110	75.7	322.5	70,400	70,000	63,100	70,400	70,000	63,100	110			
115	74.8	320.8	68,800	68,600	62,800	68,800	68,600	62,800	115			
120	73.9	319.0	67,400	67,200	62,400	67,400	67,200	62,400	120			
125	72.9	317.1	66,000	65,800	62,100	66,000	65,800	62,100	125			
130	72.0	315.1	64,700	64,500	61,700	64,700	64,500	61,700	130			
140	70.1	310.9	62,200	62,000	61,000	62,200	62,000	61,000	140			
150	68.2	306.2	60,000	59,800	59,600	60,000	59,800	59,600	150			
160	66.3	301.2	57,900	57,700	57,600	57,900	57,700	57,600	160			
170	64.3	295.7	56,000	55,900	55,700	56,000	55,900	55,700	170			
180	62.3	289.7	54,200	54,100	54,000	54,200	54,100	54,000	180			
190	60.3	283.3	52,600	52,500	52,400	52,600	52,500	52,400	190			
200	58.2	276.3	51,100	51,000	50,800	51,100	51,000	50,800	200			
210	56.0	268.8	49,700	49,600	49,500	49,700	49,600	49,500	210			
220	53.8	260.6	48,400	48,300	46,700	48,400	48,300	48,200	220			
230	51.5	251.8	46,400	44,400	42,500	47,200	47,100	47,000	230			
240	49.1	242.2	42,000	40,200	38,500	46,100	46,000	45,900	240			
250	46.6	231.7	38,000	36,400	34,900	45,100	45,000	44,900	250			
260	44.0	220.3	34,300	32,800	31,500	44,200	44,100	44,000	260			
270	41.2	207.7	30,800	29,500	28,300	43,300	43,200	43,200	270			
280	38.3	193.8	27,500	26,400	25,300	42,600	42,500	42,400	280			
290	35.1	178.1	24,400	23,500	22,500	42,000	41,900	40,700	290			
300	31.5	160.2	21,500	20,700	19,900	40,300	39,100	37,900	300			
310									310			
320									320			

MLC300 VPC-MAX S-2



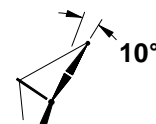
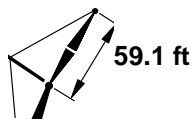
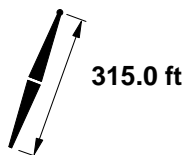
ft	°	ft	34.8 ft			48.0 ft			ft			
			0°			1°				2°		
			lb	lb	lb	lb	lb	lb		lb	lb	
55	84.2	358.1	99,100			99,100			55			
60	83.4	357.4	98,100	83,900		98,100	83,900		60			
65	82.6	356.6	97,000	83,900	63,100	97,000	83,900	63,100	65			
70	81.8	355.7	96,000	83,100	63,100	96,000	83,100	63,100	70			
75	80.9	354.7	95,000	82,500	63,100	95,000	82,500	63,100	75			
80	80.1	353.7	94,000	81,800	63,100	94,000	81,800	63,100	80			
85	79.3	352.5	92,900	81,100	63,100	92,900	81,100	63,100	85			
90	78.5	351.4	92,000	80,400	63,100	92,000	80,400	63,100	90			
95	77.6	350.1	91,100	79,700	63,100	91,100	79,700	63,100	95			
100	76.8	348.7	90,100	79,000	63,100	90,100	79,000	63,100	100			
105	76.0	347.3	89,200	78,300	63,100	89,200	78,300	63,100	105			
110	75.1	345.8	88,300	77,700	63,100	88,300	77,700	63,100	110			
115	74.3	344.2	87,400	77,000	63,100	87,400	77,000	63,100	115			
120	73.4	342.5	86,600	75,200	63,100	86,600	75,200	63,100	120			
125	72.6	340.8	84,400	73,400	63,100	84,400	73,400	63,100	125			
130	71.7	338.9	82,300	71,600	63,100	82,300	71,600	63,100	130			
140	70.0	335.0	78,300	68,300	63,100	78,300	68,300	63,100	140			
150	68.2	330.7	74,700	65,300	61,800	74,700	65,300	61,800	150			
160	66.4	326.0	71,400	62,500	59,300	71,400	62,500	59,300	160			
170	64.6	321.0	68,300	59,900	57,000	68,300	59,900	57,000	170			
180	62.8	315.5	65,600	57,500	54,800	65,600	57,500	54,800	180			
190	60.9	309.6	63,000	55,400	52,800	63,000	55,400	52,800	190			
200	59.0	303.2	59,800	53,400	51,000	60,700	53,400	51,000	200			
210	57.0	296.4	54,200	51,400	48,800	58,600	51,600	49,300	210			
220	55.0	289.1	49,100	46,700	44,300	56,700	49,900	47,800	220			
230	52.9	281.1	44,500	42,300	40,200	55,000	48,400	46,400	230			
240	50.8	272.6	40,200	38,300	36,400	53,400	47,100	45,200	240			
250	48.6	263.4	36,300	34,500	32,900	52,000	45,900	44,100	250			
260	46.3	253.5	32,700	31,100	29,600	50,700	44,800	43,100	260			
270	44.0	242.7	29,300	27,900	26,500	49,100	43,900	42,200	270			
280	41.5	230.9	26,200	24,900	23,700	45,700	43,200	41,600	280			
290	38.8	218.0	23,200	22,100	21,000	42,500	41,000	39,500	290			
300	36.0	203.8	20,500	19,500	18,500	39,500	38,200	36,800	300			
310	33.0	187.9	17,900	17,000	16,200	36,700	35,500	34,300	310			
320	29.7	169.9	15,500	14,700	14,000	34,100	33,000	31,900	320			
330	25.9	148.8	13,100	12,500	11,800	31,600	30,700	29,700	330			
340	21.4	123.2	10,900	10,300	9,800	29,300	28,400	27,600	340			

MLC300 VPC-MAX S-2



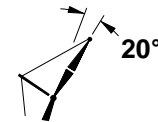
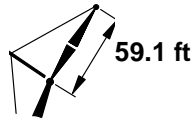
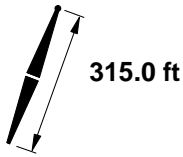
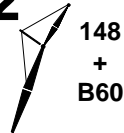
ft	°	ft	34.8 ft			48.0 ft			ft			
			0°			1°				2°		
			lb	lb	lb	lb	lb	lb		lb	lb	
55									55			
60	84.9	354.8	87,200			87,200			60			
65	84.1	354.0	86,500			86,500			65			
70	83.2	353.1	85,900	75,600		85,900	75,600		70			
75	82.4	352.1	83,700	75,100	57,800	83,700	75,100	57,800	75			
80	81.6	351.1	81,700	74,700	57,800	81,700	74,700	57,800	80			
85	80.7	349.9	79,800	74,300	57,800	79,800	74,300	57,800	85			
90	79.9	348.7	77,900	73,700	57,800	77,900	73,700	57,800	90			
95	79.1	347.4	76,200	73,300	57,800	76,200	73,300	57,800	95			
100	78.2	346.1	74,500	72,800	57,800	74,500	72,800	57,800	100			
105	77.4	344.6	72,900	71,700	57,800	72,900	71,700	57,800	105			
110	76.5	343.1	71,300	70,200	57,800	71,300	70,200	57,800	110			
115	75.7	341.5	69,900	68,700	57,800	69,900	68,700	57,800	115			
120	74.8	339.8	68,500	67,200	57,800	68,500	67,200	57,800	120			
125	73.9	338.1	67,200	65,800	57,800	67,200	65,800	57,800	125			
130	73.1	336.2	65,800	64,400	57,800	65,800	64,400	57,800	130			
140	71.3	332.2	63,400	61,900	57,800	63,400	61,900	57,800	140			
150	69.5	327.9	61,200	59,400	56,500	61,200	59,400	56,500	150			
160	67.7	323.2	59,200	57,100	54,400	59,200	57,100	54,400	160			
170	65.9	318.1	57,300	55,100	52,500	57,300	55,100	52,500	170			
180	64.1	312.6	55,500	53,200	50,800	55,500	53,200	50,800	180			
190	62.2	306.6	53,900	51,400	49,100	53,900	51,400	49,100	190			
200	60.2	300.2	52,400	49,800	47,600	52,400	49,800	47,600	200			
210	58.3	293.3	51,000	48,300	46,300	51,000	48,300	46,300	210			
220	56.2	285.9	49,700	46,900	45,000	49,700	46,900	45,000	220			
230	54.1	277.8	45,800	43,500	41,400	48,500	45,700	43,900	230			
240	52.0	269.2	41,400	39,400	37,500	47,300	44,600	42,800	240			
250	49.8	259.9	37,400	35,600	33,900	46,300	43,600	41,900	250			
260	47.5	249.8	33,600	32,000	30,500	45,300	42,800	41,100	260			
270	45.0	238.8	30,200	28,700	27,400	44,500	42,100	40,500	270			
280	42.5	226.9	26,900	25,600	24,400	43,700	41,500	39,900	280			
290	39.8	213.7	23,900	22,800	21,700	42,900	41,000	39,600	290			
300	36.9	199.2	21,000	20,000	19,100	40,000	38,600	37,200	300			
310	33.8	182.9	18,400	17,500	16,600	37,100	35,900	34,600	310			
320	30.4	164.2	15,800	15,000	14,300	34,400	33,300	32,200	320			
330									330			
340									340			

MLC300 VPC-MAX S-2



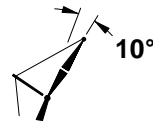
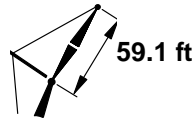
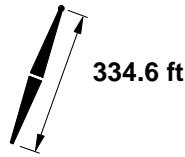
ft	°	ft	34.8 ft			48.0 ft			ft			
			0°			1°				2°		
			lb	lb	lb	lb	lb	lb		lb	lb	
55	84.5	378.0	97,400			97,400			55			
60	83.8	377.3	96,500	71,800		96,500	71,800		60			
65	83.0	376.5	95,600	71,800	53,200	95,600	71,800	53,200	65			
70	82.2	375.7	94,700	71,800	53,200	94,700	71,800	53,200	70			
75	81.4	374.8	93,800	71,800	53,200	93,800	71,800	53,200	75			
80	80.7	373.8	93,000	71,800	53,200	93,000	71,800	53,200	80			
85	79.9	372.7	92,100	71,800	53,200	92,100	71,800	53,200	85			
90	79.1	371.6	91,200	71,800	53,200	91,200	71,800	53,200	90			
95	78.3	370.4	90,400	71,800	53,200	90,400	71,800	53,200	95			
100	77.5	369.1	89,600	71,800	53,200	89,600	71,800	53,200	100			
105	76.7	367.8	88,700	71,800	53,200	88,700	71,800	53,200	105			
110	75.9	366.3	88,000	71,800	53,200	88,000	71,800	53,200	110			
115	75.1	364.8	87,100	71,800	53,200	87,100	71,800	53,200	115			
120	74.3	363.3	86,400	71,800	53,200	86,400	71,800	53,200	120			
125	73.5	361.6	85,600	71,800	53,200	85,600	71,800	53,200	125			
130	72.7	359.9	84,900	71,400	53,200	84,900	71,400	53,200	130			
140	71.1	356.2	83,400	70,400	53,200	83,400	70,400	53,200	140			
150	69.4	352.1	81,000	69,400	53,200	81,000	69,400	53,200	150			
160	67.7	347.8	77,700	67,500	53,200	77,700	67,500	53,200	160			
170	66.1	343.0	74,600	65,000	53,200	74,600	65,000	53,200	170			
180	64.3	337.9	70,600	62,600	53,200	71,800	62,600	53,200	180			
190	62.6	332.4	63,700	60,000	53,200	69,200	60,400	53,200	190			
200	60.8	326.5	57,500	54,200	51,100	66,700	58,400	53,200	200			
210	59.0	320.2	51,900	49,000	46,200	64,600	56,500	53,200	210			
220	57.1	313.4	46,900	44,200	41,700	62,500	54,800	52,200	220			
230	55.3	306.2	42,200	39,800	37,600	60,700	53,200	50,800	230			
240	53.3	298.4	38,000	35,800	33,800	59,000	51,900	49,500	240			
250	51.3	290.0	34,000	32,100	30,300	55,100	50,500	48,300	250			
260	49.3	281.0	30,400	28,700	27,000	51,100	48,900	46,700	260			
270	47.1	271.4	27,100	25,500	24,000	47,500	45,400	43,400	270			
280	44.9	260.9	23,900	22,500	21,200	44,000	42,200	40,400	280			
290	42.6	249.7	21,000	19,700	18,500	40,900	39,200	37,500	290			
300	40.2	237.4	18,300	17,100	16,000	37,900	36,400	34,900	300			
310	37.6	224.0	15,700	14,700	13,700	35,100	33,700	32,400	310			
320	34.9	209.2	13,300	12,300	11,500	32,500	31,200	30,000	320			
330	31.9	192.6	11,000	10,200	9,400	30,000	28,900	27,800	330			
340	28.7	173.9	8,800	8,100	7,400	27,700	26,700	25,700	340			
350	25.0	152.1	6,700			25,500	24,600	23,700	350			
360	20.7	125.5				23,400	22,600	21,800	360			

MLC300 VPC-MAX S-2



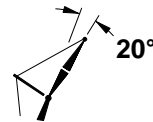
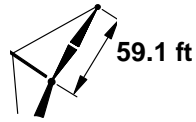

ft	°	ft	34.8 ft			48.0 ft			ft			
			0°			1°				2°		
			lb	lb	lb	lb	lb	lb		lb	lb	
55									55			
60									60			
65	84.4	373.9	85,500			85,500			65			
70	83.6	373.1	84,900	66,500		84,900	66,500		70			
75	82.8	372.1	84,300	66,500	49,000	84,300	66,500	49,000	75			
80	82.0	371.1	82,600	66,500	49,000	82,600	66,500	49,000	80			
85	81.2	370.1	80,800	66,500	49,000	80,800	66,500	49,000	85			
90	80.4	368.9	79,100	66,500	49,000	79,100	66,500	49,000	90			
95	79.7	367.7	77,400	66,500	49,000	77,400	66,500	49,000	95			
100	78.9	366.4	75,800	66,500	49,000	75,800	66,500	49,000	100			
105	78.1	365.1	74,200	66,500	49,000	74,200	66,500	49,000	105			
110	77.3	363.6	72,700	66,500	49,000	72,700	66,500	49,000	110			
115	76.5	362.1	71,300	66,500	49,000	71,300	66,500	49,000	115			
120	75.6	360.5	69,900	66,500	49,000	69,900	66,500	49,000	120			
125	74.8	358.9	68,600	66,500	49,000	68,600	66,500	49,000	125			
130	74.0	357.1	67,300	66,500	49,000	67,300	66,500	49,000	130			
140	72.4	353.4	64,900	64,700	49,000	64,900	64,700	49,000	140			
150	70.7	349.3	62,800	62,500	49,000	62,800	62,500	49,000	150			
160	69.0	344.9	60,700	60,500	49,000	60,700	60,500	49,000	160			
170	67.3	340.2	58,800	58,600	49,000	58,800	58,600	49,000	170			
180	65.6	335.0	57,000	56,900	49,000	57,000	56,900	49,000	180			
190	63.8	329.5	55,400	55,300	49,000	55,400	55,300	49,000	190			
200	62.0	323.5	53,900	53,700	49,000	53,900	53,700	49,000	200			
210	60.2	317.1	52,500	50,600	47,800	52,500	52,300	49,000	210			
220	58.3	310.3	48,400	45,700	43,100	51,100	51,000	48,900	220			
230	56.4	302.9	43,600	41,200	38,900	49,900	49,700	47,800	230			
240	54.4	295.1	39,300	37,100	35,000	48,700	48,600	46,700	240			
250	52.4	286.6	35,200	33,300	31,400	47,600	47,600	45,700	250			
260	50.3	277.5	31,500	29,700	28,000	46,600	46,500	44,900	260			
270	48.2	267.7	28,000	26,400	24,900	45,700	45,600	44,100	270			
280	45.9	257.1	24,800	23,400	22,000	44,700	42,800	41,000	280			
290	43.6	245.7	21,800	20,500	19,300	41,500	39,800	38,100	290			
300	41.1	233.2	19,000	17,800	16,700	38,400	36,900	35,400	300			
310	38.5	219.5	16,300	15,300	14,300	35,600	34,200	32,800	310			
320	35.7	204.4	13,800	12,800	12,000	32,900	31,600	30,400	320			
330	32.7	187.4	11,400	10,600	9,800	30,400	29,200	28,100	330			
340	29.3	168.1	9,100	8,400	7,700	27,900	26,900	25,900	340			
350									350			
360									360			

MLC300 VPC-MAX S-2



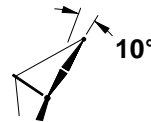
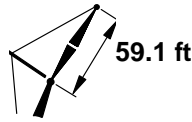
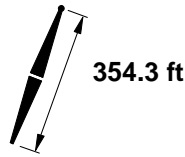
ft	°	ft	34.8 ft		48.0 ft		ft
			0°		1°		
			lb	lb	lb	lb	
55	84.8	397.8	94,400		94,400		55
60	84.1	397.2	93,600		93,600		60
65	83.3	396.4	92,900	59,300	92,900	59,300	65
70	82.6	395.6	92,100	59,300	92,100	59,300	70
75	81.9	394.8	91,300	59,300	91,300	59,300	75
80	81.1	393.8	90,600	59,300	90,600	59,300	80
85	80.4	392.8	89,900	59,300	89,900	59,300	85
90	79.6	391.8	89,100	59,300	89,100	59,300	90
95	78.9	390.6	87,400	59,300	87,400	59,300	95
100	78.1	389.4	85,200	59,300	85,200	59,300	100
105	77.4	388.1	83,000	59,300	83,000	59,300	105
110	76.6	386.8	80,900	59,300	80,900	59,300	110
115	75.9	385.4	78,800	59,300	78,800	59,300	115
120	75.1	383.9	76,800	59,300	76,800	59,300	120
125	74.4	382.3	74,900	59,300	74,900	59,300	125
130	73.6	380.7	73,100	59,300	73,100	59,300	130
140	72.1	377.2	69,600	59,300	69,600	59,300	140
150	70.5	373.4	66,400	57,800	66,400	57,800	150
160	68.9	369.3	63,400	55,300	63,400	55,300	160
170	67.3	364.8	60,700	52,900	60,700	52,900	170
180	65.7	360.0	58,200	50,800	58,200	50,800	180
190	64.1	354.9	55,800	48,800	55,800	48,800	190
200	62.4	349.4	53,600	46,900	53,600	46,900	200
210	60.7	343.5	50,900	45,100	51,600	45,100	210
220	59.0	337.2	45,800	43,000	49,700	43,500	220
230	57.3	330.4	41,200	38,600	47,900	42,000	230
240	55.5	323.2	37,000	34,600	46,300	40,600	240
250	53.6	315.6	33,100	31,000	44,800	39,300	250
260	51.8	307.3	29,400	27,500	43,400	38,100	260
270	49.8	298.6	26,100	24,400	42,200	37,000	270
280	47.8	289.1	23,000	21,400	41,000	36,000	280
290	45.8	279.0	20,100	18,600	39,900	35,000	290
300	43.6	268.1	17,300	16,100	37,200	34,100	300
310	41.4	256.4	14,800	13,600	34,500	32,900	310
320	39.0	243.6	12,400	11,300	31,900	30,500	320
330	36.5	229.7	10,100	9,200	29,400	28,100	330
340	33.8	214.3	7,900	7,100	27,100	26,000	340
350	31.0	197.2			24,900	23,900	350
360	27.8	177.8			22,800	21,900	360
370	24.2	155.2			20,900	20,000	370
380	19.9	127.6			18,900	18,200	380

MLC300 VPC-MAX S-2



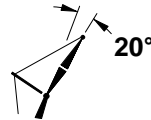
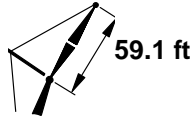
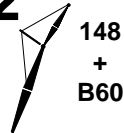
ft	°	ft	34.8 ft		48.0 ft		ft
			0°		1°		
			lb	lb	lb	lb	
55							55
60							60
65	84.7	393.8	83,700		83,700		65
70	83.9	393.0	83,100	55,300	83,100	55,300	70
75	83.2	392.1	82,700	55,300	82,700	55,300	75
80	82.4	391.2	81,700	55,300	81,700	55,300	80
85	81.7	390.2	79,900	55,300	79,900	55,300	85
90	80.9	389.1	78,000	55,300	78,000	55,300	90
95	80.2	387.9	76,300	55,300	76,300	55,300	95
100	79.4	386.7	74,600	55,300	74,600	55,300	100
105	78.7	385.4	72,900	55,300	72,900	55,300	105
110	77.9	384.1	71,300	55,300	71,300	55,300	110
115	77.2	382.7	69,700	55,300	69,700	55,300	115
120	76.4	381.2	68,200	55,300	68,200	55,300	120
125	75.6	379.6	66,700	55,300	66,700	55,300	125
130	74.9	377.9	65,300	55,300	65,300	55,300	130
140	73.3	374.4	62,600	54,700	62,600	54,700	140
150	71.7	370.6	60,000	52,500	60,000	52,500	150
160	70.1	366.4	57,600	50,500	57,600	50,500	160
170	68.5	361.9	55,500	48,600	55,500	48,600	170
180	66.9	357.1	53,400	46,800	53,400	46,800	180
190	65.3	351.9	51,500	45,200	51,500	45,200	190
200	63.6	346.4	49,600	43,600	49,600	43,600	200
210	61.9	340.4	47,900	42,100	47,900	42,100	210
220	60.2	334.1	46,400	40,800	46,400	40,800	220
230	58.4	327.3	42,700	39,500	44,900	39,500	230
240	56.6	320.0	38,400	36,000	43,500	38,300	240
250	54.7	312.2	34,300	32,200	42,300	37,200	250
260	52.8	303.9	30,600	28,700	41,200	36,200	260
270	50.9	295.0	27,200	25,400	40,000	35,200	270
280	48.8	285.5	24,000	22,400	39,100	34,400	280
290	46.7	275.3	21,000	19,500	38,200	33,500	290
300	44.6	264.2	18,100	16,800	37,400	32,900	300
310	42.3	252.3	15,500	14,300	35,000	32,200	310
320	39.9	239.3	13,000	11,900	32,300	30,900	320
330	37.3	225.0	10,600	9,700	29,800	28,500	330
340	34.6	209.3	8,400	7,600	27,500	26,300	340
350	31.6	191.8			25,200	24,200	350
360	28.4	171.7			23,000	22,100	360
370							370
380							380

MLC300 VPC-MAX S-2



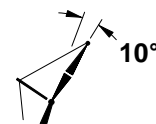
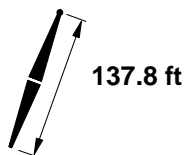
ft	°	ft	34.8 ft		48.0 ft		ft
			0°		1°		
			lb	lb	lb	lb	
60	84.4	417.0	84,400		84,400		60
65	83.7	416.3	84,400	50,300	84,400	50,300	65
70	83.0	415.6	84,400	50,300	84,400	50,300	70
75	82.3	414.7	84,400	50,300	84,400	50,300	75
80	81.6	413.8	84,400	50,300	84,400	50,300	80
85	80.8	412.9	84,400	50,300	84,400	50,300	85
90	80.1	411.9	84,400	50,300	84,400	50,300	90
95	79.4	410.8	84,400	50,300	84,400	50,300	95
100	78.7	409.6	82,100	50,300	82,100	50,300	100
105	78.0	408.4	80,000	50,300	80,000	50,300	105
110	77.3	407.2	77,800	50,300	77,800	50,300	110
115	76.6	405.8	75,700	50,300	75,700	50,300	115
120	75.9	404.4	73,700	50,300	73,700	50,300	120
125	75.1	402.9	71,800	50,300	71,800	50,300	125
130	74.4	401.4	69,900	50,300	69,900	50,300	130
140	73.0	398.0	66,300	50,300	66,300	50,300	140
150	71.5	394.5	63,000	50,300	63,000	50,300	150
160	70.0	390.6	59,900	50,300	59,900	50,300	160
170	68.5	386.4	57,100	48,500	57,100	48,500	170
180	67.0	381.9	54,400	46,400	54,400	46,400	180
190	65.4	377.0	52,000	44,300	52,000	44,300	190
200	63.9	371.8	49,700	42,400	49,700	42,400	200
210	62.3	366.3	47,600	40,600	47,600	40,600	210
220	60.7	360.4	43,600	38,900	45,700	38,900	220
230	59.0	354.1	39,000	36,200	43,900	37,500	230
240	57.4	347.4	34,700	32,200	42,200	36,000	240
250	55.7	340.3	30,800	28,600	40,700	34,800	250
260	53.9	332.7	27,200	25,200	39,200	33,500	260
270	52.2	324.6	23,900	22,000	37,900	32,400	270
280	50.3	316.0	20,700	19,000	36,800	31,400	280
290	48.4	306.8	17,800	16,300	35,700	30,500	290
300	46.5	297.0	15,100	13,700	34,700	29,600	300
310	44.5	286.4	12,600	11,300	32,800	28,900	310
320	42.4	275.1	10,200	9,000	30,300	28,200	320
330	40.2	262.9	7,900	6,900	27,800	26,400	330
340	37.9	249.6			25,500	24,200	340
350	35.5	235.2			23,400	22,200	350
360	32.9	219.3			21,300	20,200	360
370	30.0	201.6			19,300	18,400	370
380	26.9	181.5			17,500	16,600	380
390	23.4	158.2			15,700	14,900	390
400	19.2	129.6			13,900	13,300	400

MLC300 VPC-MAX S-2



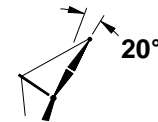
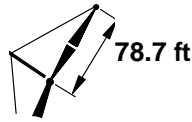
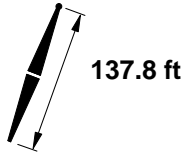
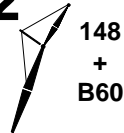
ft	°	ft	34.8 ft		48.0 ft		ft
			0°		1°		
			lb	lb	lb	lb	
60							60
65	84.9	413.7	79,900		79,900		65
70	84.2	412.9	79,900		79,900		70
75	83.5	412.1	79,900	47,100	79,900	47,100	75
80	82.8	411.2	79,900	47,100	79,900	47,100	80
85	82.1	410.2	78,900	47,100	78,900	47,100	85
90	81.4	409.2	77,100	47,100	77,100	47,100	90
95	80.7	408.1	75,300	47,100	75,300	47,100	95
100	80.0	407.0	73,500	47,100	73,500	47,100	100
105	79.2	405.7	71,800	47,100	71,800	47,100	105
110	78.5	404.4	70,100	47,100	70,100	47,100	110
115	77.8	403.1	68,500	47,100	68,500	47,100	115
120	77.1	401.7	66,800	47,100	66,800	47,100	120
125	76.3	400.2	65,300	47,100	65,300	47,100	125
130	75.6	398.6	63,700	47,100	63,700	47,100	130
140	74.1	395.3	60,800	47,100	60,800	47,100	140
150	72.7	391.7	58,100	47,100	58,100	47,100	150
160	71.2	387.7	55,500	47,100	55,500	47,100	160
170	69.6	383.5	53,100	45,300	53,100	45,300	170
180	68.1	379.0	50,800	43,400	50,800	43,400	180
190	66.6	374.1	48,700	41,600	48,700	41,600	190
200	65.0	368.9	46,800	39,900	46,800	39,900	200
210	63.4	363.3	44,900	38,400	44,900	38,400	210
220	61.8	357.4	43,200	36,900	43,200	36,900	220
230	60.1	351.0	40,600	35,600	41,600	35,600	230
240	58.4	344.3	36,200	33,700	40,100	34,400	240
250	56.7	337.1	32,200	29,900	38,700	33,200	250
260	55.0	329.4	28,500	26,400	37,500	32,100	260
270	53.2	321.2	25,000	23,200	36,400	31,100	270
280	51.3	312.5	21,800	20,100	35,300	30,200	280
290	49.4	303.2	18,800	17,300	34,400	29,400	290
300	47.4	293.2	16,000	14,600	33,400	28,600	300
310	45.4	282.5	13,400	12,100	32,700	28,000	310
320	43.3	271.1	10,900	9,700	30,800	27,300	320
330	41.1	258.6	8,600	7,500	28,300	26,900	330
340	38.7	245.2			26,000	24,700	340
350	36.2	230.4			23,700	22,600	350
360	33.6	214.1			21,600	20,500	360
370	30.7	195.9			19,600	18,600	370
380							380
390							390
400							400

MLC300 VPC-MAX S-2



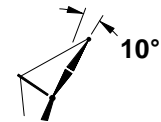
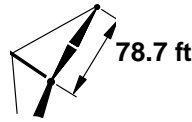
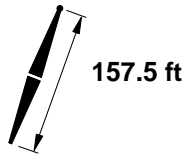
ft	°	ft	34.8 ft			48.0 ft			ft			
			0°			1°				2°		
			lb	lb	lb	lb	lb	lb		lb	lb	lb
55	81.4	218.2	79,900 ^b	68,500 ^c	59,100 ^c	79,900 ^b	68,500 ^c	59,100 ^c	55			
60	80.0	217.0	77,900	67,100 ^c	57,900	77,900	67,100 ^c	57,900	60			
65	78.7	215.6	76,100	65,800 ^b	58,100 ^c	76,100	65,800 ^b	58,100 ^c	65			
70	77.3	214.1	74,300	64,400	57,000 ^b	74,300	64,400	57,000 ^b	70			
75	75.9	212.5	72,600	63,200	56,000	72,600	63,200	56,000	75			
80	74.5	210.7	71,000	62,000	55,100	71,000	62,000	55,100	80			
85	73.1	208.8	69,400	60,800	54,100	69,400	60,800	54,100	85			
90	71.6	206.7	67,900	59,700	53,300	67,900	59,700	53,300	90			
95	70.2	204.5	65,100	58,600	52,400	65,100	58,600	52,400	95			
100	68.7	202.2	62,400	57,500	51,500	62,400	57,500	51,500	100			
105	67.3	199.6	59,900	56,500	50,700	59,900	56,500	50,700	105			
110	65.8	197.0	57,700	55,500	49,900	57,700	55,500	49,900	110			
115	64.2	194.1	55,500	54,600	49,200	55,500	54,600	49,200	115			
120	62.7	191.1	53,600	53,200	48,500	53,600	53,200	48,500	120			
125	61.1	187.9	51,700	51,400	47,800	51,700	51,400	47,800	125			
130	59.5	184.4	50,000	49,600	47,100	50,000	49,600	47,100	130			
140	56.2	176.9	46,900	46,600	45,800	46,900	46,600	45,800	140			
150	52.8	168.5	44,200	43,800	43,500	44,200	43,800	43,500	150			
160	49.1	158.9	41,700	41,400	41,200	41,700	41,400	41,200	160			
170	45.2	148.0	39,500	39,200	39,100	39,500	39,200	39,100	170			
180	40.9	135.3	37,600	37,300	37,200	37,600	37,300	37,200	180			
190	36.2	120.4	35,800	35,700	35,500	35,800	35,700	35,500	190			
200	30.7	102.2	34,300	34,100	34,000	34,300	34,100	34,000	200			
210	23.8	78.1	33,000	32,900	32,700	33,000	32,900	32,700	210			

MLC300 VPC-MAX S-2



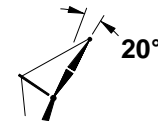
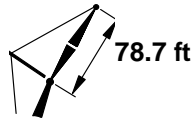
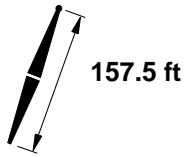
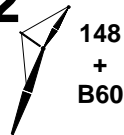
ft	°	ft	34.8 ft			48.0 ft			ft			
			0°			1°				2°		
			lb	lb	lb	lb	lb	lb		lb	lb	
55										55		
60										60		
65	81.9	213.0	63,100 ^b	57,500 ^c		63,100 ^b	57,500 ^c			65		
70	80.5	211.5	60,300	56,600 ^b	50,800 ^c	60,300	56,600 ^b	50,800 ^c		70		
75	79.1	209.9	57,800	55,700 ^b	50,000 ^c	57,800	55,700 ^b	50,000 ^c		75		
80	77.7	208.1	55,500	54,800	49,300 ^b	55,500	54,800	49,300 ^b		80		
85	76.2	206.1	53,400	53,100	48,700	53,400	53,100	48,700		85		
90	74.8	204.0	51,500	51,200	48,100	51,500	51,200	48,100		90		
95	73.3	201.8	49,600	49,400	47,400	49,600	49,400	47,400		95		
100	71.8	199.4	48,000	47,700	46,800	48,000	47,700	46,800		100		
105	70.3	196.9	46,400	46,200	45,600	46,400	46,200	45,600		105		
110	68.8	194.1	44,800	44,700	44,200	44,800	44,700	44,200		110		
115	67.3	191.2	43,500	43,300	42,900	43,500	43,300	42,900		115		
120	65.7	188.2	42,200	42,000	41,600	42,200	42,000	41,600		120		
125	64.1	184.9	41,000	40,900	40,500	41,000	40,900	40,500		125		
130	62.5	181.4	39,900	39,700	39,400	39,900	39,700	39,400		130		
140	59.1	173.8	37,800	37,600	37,400	37,800	37,600	37,400		140		
150	55.6	165.2	35,900	35,800	35,600	35,900	35,800	35,600		150		
160	51.8	155.4	34,200	34,200	34,000	34,200	34,200	34,000		160		
170	47.8	144.1	32,800	32,700	32,600	32,800	32,700	32,600		170		
180	43.4	131.1	31,500	31,400	31,300	31,500	31,400	31,300		180		
190	38.5	115.6	30,400	30,400	30,200	30,400	30,400	30,200		190		
200	32.7	96.4	29,500	29,400	29,400	29,500	29,400	29,400		200		
210										210		

MLC300 VPC-MAX S-2



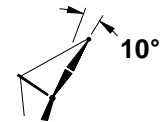
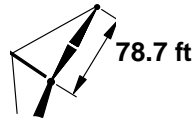

ft	°	ft	34.8 ft			48.0 ft			ft			
			0°			1°				2°		
			lb	lb	lb	lb	lb	lb		lb	lb	
45	84.6	240.3	84,100c			84,100c			45			
50	83.4	239.4	82,200b	70,100c		82,200b	70,100c		50			
55	82.1	238.3	80,400	68,800c	60,300c	80,400	68,800c	60,300c	55			
60	80.9	237.2	78,600	67,500b	59,300c	78,600	67,500b	59,300c	60			
65	79.6	236.0	76,900	66,200	58,300c	76,900	66,200	58,300c	65			
70	78.4	234.6	75,300	65,100	57,400b	75,300	65,100	57,400b	70			
75	77.1	233.1	73,700	63,900	56,500	73,700	63,900	56,500	75			
80	75.8	231.5	72,200	62,800	55,600	72,200	62,800	55,600	80			
85	74.6	229.8	70,700	61,700	54,800	70,700	61,700	54,800	85			
90	73.3	227.9	69,300	60,600	54,000	69,300	60,600	54,000	90			
95	72.0	225.9	68,000	59,600	53,200	68,000	59,600	53,200	95			
100	70.6	223.8	65,900	58,600	52,400	65,900	58,600	52,400	100			
105	69.3	221.5	63,300	57,700	51,700	63,300	57,700	51,700	105			
110	68.0	219.1	61,000	56,700	50,900	61,000	56,700	50,900	110			
115	66.6	216.6	58,900	55,900	50,200	58,900	55,900	50,200	115			
120	65.2	213.9	56,800	55,000	49,500	56,800	55,000	49,500	120			
125	63.8	211.0	54,900	54,200	48,900	54,900	54,200	48,900	125			
130	62.4	208.0	53,100	52,700	48,200	53,100	52,700	48,200	130			
140	59.5	201.4	49,900	49,600	46,900	49,900	49,600	46,900	140			
150	56.5	194.0	47,100	46,700	45,900	47,100	46,700	45,900	150			
160	53.4	185.8	44,500	44,300	43,900	44,500	44,300	43,900	160			
170	50.1	176.6	42,200	42,000	41,700	42,200	42,000	41,700	170			
180	46.6	166.3	40,300	40,000	39,700	40,300	40,000	39,700	180			
190	42.9	154.5	38,400	38,100	37,900	38,400	38,100	37,900	190			
200	38.8	141.0	36,700	36,500	36,300	36,700	36,500	36,300	200			
210	34.2	125.2	35,200	35,100	34,800	35,200	35,100	34,800	210			
220	29.0	105.8	33,900	33,700	33,600	33,900	33,700	33,600	220			
230	22.3	80.1	32,900	32,700	32,600	32,900	32,700	32,600	230			

MLC300 VPC-MAX S-2



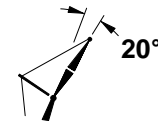
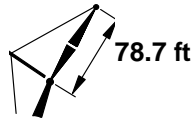
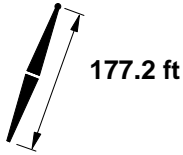
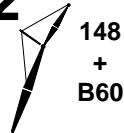
ft	°	ft	34.8 ft			48.0 ft			ft			
			0°			1°				2°		
			lb	lb	lb	lb	lb	lb		lb	lb	lb
45										45		
50										50		
55										55		
60	83.9	234.6	67,200 ^b	58,600 ^c		67,200 ^b	58,600 ^c			60		
65	82.6	233.3	64,300	57,700 ^c	51,600 ^c	64,300	57,700 ^c	51,600 ^c		65		
70	81.3	231.9	61,700	56,900 ^b	50,900 ^c	61,700	56,900 ^b	50,900 ^c		70		
75	80.0	230.4	59,400	56,100	50,300 ^b	59,400	56,100	50,300 ^b		75		
80	78.8	228.8	57,100	55,300	49,700 ^b	57,100	55,300	49,700 ^b		80		
85	77.5	227.0	55,100	54,500	49,100	55,100	54,500	49,100		85		
90	76.1	225.1	53,200	52,900	48,500	53,200	52,900	48,500		90		
95	74.8	223.1	51,400	51,200	47,900	51,400	51,200	47,900		95		
100	73.5	221.0	49,700	49,500	47,300	49,700	49,500	47,300		100		
105	72.1	218.7	48,200	48,000	46,800	48,200	48,000	46,800		105		
110	70.8	216.2	46,700	46,600	46,100	46,700	46,600	46,100		110		
115	69.4	213.6	45,400	45,100	44,700	45,400	45,100	44,700		115		
120	68.0	210.9	44,100	43,900	43,500	44,100	43,900	43,500		120		
125	66.6	208.0	42,800	42,700	42,300	42,800	42,700	42,300		125		
130	65.2	204.9	41,800	41,600	41,200	41,800	41,600	41,200		130		
140	62.2	198.2	39,600	39,500	39,200	39,600	39,500	39,200		140		
150	59.1	190.8	37,700	37,600	37,400	37,700	37,600	37,400		150		
160	56.0	182.4	36,100	35,900	35,800	36,100	35,900	35,800		160		
170	52.6	173.0	34,500	34,400	34,300	34,500	34,400	34,300		170		
180	49.0	162.4	33,200	33,100	33,000	33,200	33,100	33,000		180		
190	45.2	150.4	32,000	31,900	31,800	32,000	31,900	31,800		190		
200	41.0	136.4	30,900	30,800	30,700	30,900	30,800	30,700		200		
210	36.3	119.9	30,000	29,900	29,900	30,000	29,900	29,900		210		
220	30.7	99.4	29,300	29,200	29,100	29,300	29,200	29,100		220		
230										230		

MLC300 VPC-MAX S-2



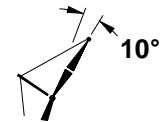
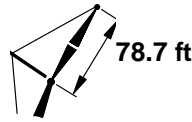
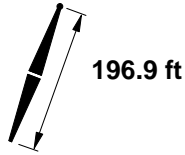
ft	°	ft	34.8 ft			48.0 ft			ft			
			0°			1°				2°		
			lb	lb	lb	lb	lb	lb		lb	lb	
45	85.0	260.2	84,100c			84,100c			45			
50	83.9	259.3	82,300b	70,000c		82,300b	70,000c		50			
55	82.7	258.4	80,600	68,800c	60,200c	80,600	68,800c	60,200c	55			
60	81.6	257.3	79,100	67,600	59,300c	79,100	67,600	59,300c	60			
65	80.4	256.2	77,500	66,500	58,500b	77,500	66,500	58,500b	65			
70	79.3	254.9	76,000	65,400	57,700	76,000	65,400	57,700	70			
75	78.1	253.6	74,500	64,400	56,800	74,500	64,400	56,800	75			
80	77.0	252.1	73,100	63,300	56,100	73,100	63,300	56,100	80			
85	75.8	250.5	71,800	62,300	55,300	71,800	62,300	55,300	85			
90	74.6	248.8	70,400	61,400	54,500	70,400	61,400	54,500	90			
95	73.4	247.0	69,200	60,400	53,800	69,200	60,400	53,800	95			
100	72.2	245.1	68,000	59,500	53,000	68,000	59,500	53,000	100			
105	71.0	243.0	66,400	58,600	52,300	66,400	58,600	52,300	105			
110	69.8	240.8	64,100	57,800	51,600	64,100	57,800	51,600	110			
115	68.6	238.5	61,800	56,900	51,000	61,800	56,900	51,000	115			
120	67.3	236.1	59,800	56,100	50,300	59,800	56,100	50,300	120			
125	66.1	233.5	57,900	55,300	49,700	57,900	55,300	49,700	125			
130	64.8	230.8	56,100	54,600	49,100	56,100	54,600	49,100	130			
140	62.2	224.9	52,800	52,400	47,900	52,800	52,400	47,900	140			
150	59.5	218.3	49,900	49,500	46,800	49,900	49,500	46,800	150			
160	56.8	211.1	47,300	46,900	45,800	47,300	46,900	45,800	160			
170	53.9	203.1	44,900	44,600	44,300	44,900	44,600	44,300	170			
180	50.9	194.2	42,700	42,500	42,200	42,700	42,500	42,200	180			
190	47.8	184.4	40,800	40,600	40,300	40,800	40,600	40,300	190			
200	44.4	173.3	39,100	38,800	38,600	39,100	38,800	38,600	200			
210	40.8	160.8	37,500	37,300	37,100	37,500	37,300	37,100	210			
220	36.9	146.4	36,000	35,900	35,700	36,000	35,900	35,700	220			
230	32.5	129.6	34,800	34,600	34,400	34,800	34,600	34,400	230			
240	27.4	109.1	33,600	33,400	33,300	33,600	33,400	33,300	240			
250	21.0	82.0	32,700	32,600	32,400	32,700	32,600	32,400	250			

MLC300 VPC-MAX S-2



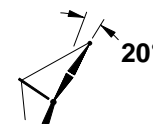
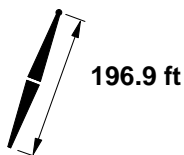

ft	°	ft	34.8 ft			48.0 ft			ft			
			0°			1°				2°		
			lb	lb	lb	lb	lb	lb		lb	lb	lb
45										45		
50										50		
55										55		
60	84.3	254.6	68,100b			68,100b				60		
65	83.2	253.4	65,400	57,800b		65,400	57,800b			65		
70	82.0	252.2	62,900	57,000	51,000c	62,900	57,000	51,000c		70		
75	80.8	250.8	60,700	56,300	50,400b	60,700	56,300	50,400b		75		
80	79.7	249.3	58,500	55,600	49,900	58,500	55,600	49,900		80		
85	78.5	247.7	56,600	54,900	49,300	56,600	54,900	49,300		85		
90	77.3	246.0	54,700	54,200	48,800	54,700	54,200	48,800		90		
95	76.1	244.1	53,000	52,700	48,300	53,000	52,700	48,300		95		
100	74.9	242.2	51,400	51,100	47,800	51,400	51,100	47,800		100		
105	73.6	240.1	49,900	49,600	47,300	49,900	49,600	47,300		105		
110	72.4	237.9	48,400	48,200	46,800	48,400	48,200	46,800		110		
115	71.2	235.5	47,100	46,900	46,400	47,100	46,900	46,400		115		
120	69.9	233.1	45,800	45,600	45,200	45,800	45,600	45,200		120		
125	68.6	230.4	44,600	44,400	44,000	44,600	44,400	44,000		125		
130	67.3	227.7	43,400	43,200	42,900	43,400	43,200	42,900		130		
140	64.7	221.7	41,300	41,100	40,900	41,300	41,100	40,900		140		
150	62.0	215.1	39,500	39,300	39,100	39,500	39,300	39,100		150		
160	59.2	207.7	37,800	37,600	37,400	37,800	37,600	37,400		160		
170	56.3	199.6	36,200	36,100	35,900	36,200	36,100	35,900		170		
180	53.2	190.5	34,800	34,700	34,500	34,800	34,700	34,500		180		
190	50.0	180.4	33,500	33,400	33,300	33,500	33,400	33,300		190		
200	46.6	169.1	32,400	32,300	32,200	32,400	32,300	32,200		200		
210	42.9	156.3	31,300	31,300	31,200	31,300	31,300	31,200		210		
220	38.9	141.4	30,400	30,400	30,300	30,400	30,400	30,300		220		
230	34.3	123.9	29,700	29,600	29,600	29,700	29,600	29,600		230		
240	28.9	102.2	29,100	29,000	29,000	29,100	29,000	29,000		240		
250										250		

MLC300 VPC-MAX S-2



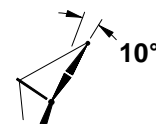
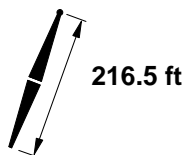
ft	°	ft	34.8 ft			48.0 ft			ft			
			0°			1°				2°		
			lb	lb	lb	lb	lb	lb		lb	lb	
50	84.3	279.3	82,200			82,200			50			
55	83.3	278.4	80,600	68,600b		80,600	68,600b		55			
60	82.2	277.4	79,200	67,600	59,200c	79,200	67,600	59,200c	60			
65	81.1	276.4	77,800	66,600	58,400b	77,800	66,600	58,400b	65			
70	80.1	275.2	76,400	65,600	57,600	76,400	65,600	57,600	70			
75	79.0	273.9	75,000	64,600	56,900	75,000	64,600	56,900	75			
80	77.9	272.6	73,800	63,700	56,200	73,800	63,700	56,200	80			
85	76.8	271.1	72,500	62,700	55,500	72,500	62,700	55,500	85			
90	75.8	269.5	71,300	61,800	54,800	71,300	61,800	54,800	90			
95	74.7	267.9	70,100	61,000	54,100	70,100	61,000	54,100	95			
100	73.6	266.1	68,900	60,100	53,400	68,900	60,100	53,400	100			
105	72.4	264.2	67,900	59,300	52,800	67,900	59,300	52,800	105			
110	71.3	262.2	66,800	58,500	52,200	66,800	58,500	52,200	110			
115	70.2	260.1	64,700	57,700	51,600	64,700	57,700	51,600	115			
120	69.1	257.8	62,600	57,000	50,900	62,600	57,000	50,900	120			
125	67.9	255.5	60,700	56,200	50,300	60,700	56,200	50,300	125			
130	66.8	253.0	58,900	55,500	49,800	58,900	55,500	49,800	130			
140	64.4	247.7	55,500	54,100	48,700	55,500	54,100	48,700	140			
150	62.0	241.8	52,500	52,000	47,600	52,500	52,000	47,600	150			
160	59.5	235.3	49,900	49,400	46,600	49,900	49,400	46,600	160			
170	57.0	228.2	47,300	47,100	45,700	47,300	47,100	45,700	170			
180	54.3	220.3	45,100	44,900	44,600	45,100	44,900	44,600	180			
190	51.6	211.7	43,200	42,900	42,600	43,200	42,900	42,600	190			
200	48.7	202.2	41,400	41,100	40,900	41,400	41,100	40,900	200			
210	45.7	191.7	39,700	39,500	39,200	39,700	39,500	39,200	210			
220	42.5	179.9	38,100	37,900	37,800	38,100	37,900	37,800	220			
230	39.0	166.7	36,800	36,600	36,400	36,800	36,600	36,400	230			
240	35.3	151.5	35,500	35,300	35,200	35,500	35,300	35,200	240			
250	31.0	133.8	34,400	34,200	34,000	34,400	34,200	34,000	250			
260	26.1	112.3	33,400	33,200	33,100	33,400	33,200	33,100	260			
270	19.8	83.6	32,600	32,400	32,300	32,600	32,400	32,300	270			

MLC300 VPC-MAX S-2



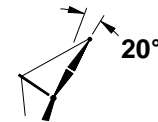
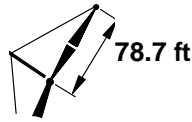
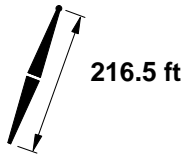
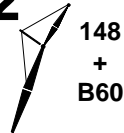
ft	°	ft	34.8 ft			48.0 ft			ft			
			0°			1°				2°		
			lb	lb	lb	lb	lb	lb		lb	lb	
50									50			
55									55			
60	84.8	274.6	68,900			68,900			60			
65	83.7	273.5	66,400	57,700b		66,400	57,700b		65			
70	82.6	272.3	64,000	57,100		64,000	57,100	50,900c	70			
75	81.5	271.1	61,800	56,400	50,400b	61,800	56,400	50,400b	75			
80	80.4	269.7	59,800	55,800	49,900	59,800	55,800	49,900	80			
85	79.3	268.2	57,900	55,100	49,400	57,900	55,100	49,400	85			
90	78.2	266.6	56,100	54,500	48,900	56,100	54,500	48,900	90			
95	77.1	264.9	54,400	53,900	48,500	54,400	53,900	48,500	95			
100	76.0	263.1	52,800	52,500	48,000	52,800	52,500	48,000	100			
105	74.9	261.2	51,300	51,100	47,500	51,300	51,100	47,500	105			
110	73.8	259.2	49,900	49,700	47,100	49,900	49,700	47,100	110			
115	72.6	257.1	48,600	48,400	46,700	48,600	48,400	46,700	115			
120	71.5	254.8	47,300	47,100	46,300	47,300	47,100	46,300	120			
125	70.3	252.4	46,100	45,900	45,600	46,100	45,900	45,600	125			
130	69.1	249.9	45,000	44,800	44,500	45,000	44,800	44,500	130			
140	66.7	244.5	42,900	42,700	42,500	42,900	42,700	42,500	140			
150	64.3	238.5	41,000	40,900	40,600	41,000	40,900	40,600	150			
160	61.8	231.9	39,300	39,100	38,900	39,300	39,100	38,900	160			
170	59.2	224.7	37,700	37,600	37,400	37,700	37,600	37,400	170			
180	56.5	216.7	36,300	36,200	36,000	36,300	36,200	36,000	180			
190	53.7	208.0	35,000	34,800	34,800	35,000	34,800	34,800	190			
200	50.8	198.3	33,800	33,700	33,600	33,800	33,700	33,600	200			
210	47.7	187.5	32,700	32,600	32,500	32,700	32,600	32,500	210			
220	44.4	175.5	31,700	31,700	31,600	31,700	31,700	31,600	220			
230	40.9	161.8	30,900	30,800	30,700	30,900	30,800	30,700	230			
240	37.0	146.2	30,100	30,000	30,000	30,100	30,000	30,000	240			
250	32.6	127.7	29,500	29,400	29,400	29,500	29,400	29,400	250			
260									260			
270									270			

MLC300 VPC-MAX S-2



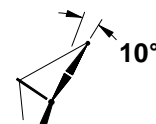
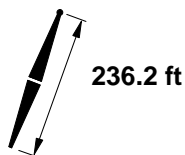

ft	°	ft	34.8 ft			48.0 ft			ft			
			0°			1°				2°		
			lb	lb	lb	lb	lb	lb		lb	lb	
50	84.7	299.2	81,800			81,800			50			
55	83.7	298.3	80,500	68,200		80,500	68,200		55			
60	82.7	297.4	79,100	67,300	58,900 ^b	79,100	67,300	58,900 ^b	60			
65	81.7	296.5	77,800	66,400	58,200	77,800	66,400	58,200	65			
70	80.7	295.4	76,600	65,500	57,500	76,600	65,500	57,500	70			
75	79.8	294.2	75,300	64,600	56,800	75,300	64,600	56,800	75			
80	78.8	292.9	74,200	63,800	56,200	74,200	63,800	56,200	80			
85	77.7	291.6	73,000	63,000	55,500	73,000	63,000	55,500	85			
90	76.7	290.1	71,900	62,100	54,900	71,900	62,100	54,900	90			
95	75.7	288.6	70,800	61,300	54,300	70,800	61,300	54,300	95			
100	74.7	286.9	69,700	60,600	53,700	69,700	60,600	53,700	100			
105	73.7	285.2	68,700	59,800	53,100	68,700	59,800	53,100	105			
110	72.6	283.3	67,700	59,000	52,500	67,700	59,000	52,500	110			
115	71.6	281.4	66,700	58,300	51,900	66,700	58,300	51,900	115			
120	70.6	279.3	65,200	57,600	51,400	65,200	57,600	51,400	120			
125	69.5	277.1	63,200	56,900	50,800	63,200	56,900	50,800	125			
130	68.4	274.9	61,400	56,200	50,300	61,400	56,200	50,300	130			
140	66.3	270.0	58,000	54,900	49,200	58,000	54,900	49,200	140			
150	64.1	264.6	55,000	53,700	48,300	55,000	53,700	48,300	150			
160	61.8	258.7	52,200	51,800	47,300	52,200	51,800	47,300	160			
170	59.5	252.2	49,700	49,300	46,400	49,700	49,300	46,400	170			
180	57.1	245.2	47,500	47,100	45,600	47,500	47,100	45,600	180			
190	54.7	237.5	45,400	45,100	44,800	45,400	45,100	44,800	190			
200	52.2	229.1	43,600	43,300	43,000	43,600	43,300	43,000	200			
210	49.5	219.9	41,800	41,600	41,300	41,800	41,600	41,300	210			
220	46.8	209.8	40,200	40,000	39,700	40,200	40,000	39,700	220			
230	43.9	198.7	38,800	38,600	38,400	38,800	38,600	38,400	230			
240	40.8	186.2	37,500	37,300	37,000	37,500	37,300	37,000	240			
250	37.4	172.3	36,200	36,100	35,800	36,200	36,100	35,800	250			
260	33.8	156.4	35,100	34,900	34,800	35,100	34,900	34,800	260			
270	29.7	137.8	34,100	33,900	33,700	34,100	33,900	33,700	270			
280	24.9	115.2	33,200	33,000	32,900	33,200	33,000	32,900	280			
290	18.8	85.1	31,800	31,300	30,800	32,500	32,300	32,200	290			

MLC300 VPC-MAX S-2



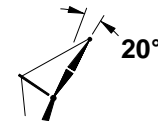
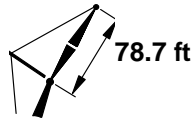
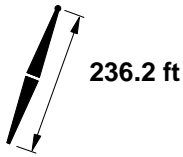
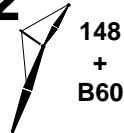
ft	°	ft	34.8 ft			48.0 ft			ft			
			0°			1°				2°		
			lb	lb	lb	lb	lb	lb		lb	lb	lb
50										50		
55										55		
60										60		
65	84.1	293.5	67,100			67,100				65		
70	83.1	292.5	64,900	56,900		64,900	56,900			70		
75	82.1	291.3	62,800	56,400	50,300	62,800	56,400	50,300		75		
80	81.1	290.0	60,800	55,800	49,800	60,800	55,800	49,800		80		
85	80.1	288.6	59,000	55,200	49,400	59,000	55,200	49,400		85		
90	79.1	287.1	57,300	54,700	49,000	57,300	54,700	49,000		90		
95	78.0	285.6	55,700	54,100	48,500	55,700	54,100	48,500		95		
100	77.0	283.9	54,100	53,600	48,200	54,100	53,600	48,200		100		
105	76.0	282.1	52,600	52,400	47,700	52,600	52,400	47,700		105		
110	74.9	280.3	51,300	51,000	47,400	51,300	51,000	47,400		110		
115	73.9	278.3	50,000	49,700	47,000	50,000	49,700	47,000		115		
120	72.8	276.2	48,800	48,500	46,600	48,800	48,500	46,600		120		
125	71.7	274.0	47,600	47,300	46,200	47,600	47,300	46,200		125		
130	70.7	271.7	46,400	46,200	45,900	46,400	46,200	45,900		130		
140	68.5	266.8	44,400	44,100	43,900	44,400	44,100	43,900		140		
150	66.2	261.3	42,400	42,300	42,100	42,400	42,300	42,100		150		
160	64.0	255.3	40,700	40,600	40,400	40,700	40,600	40,400		160		
170	61.6	248.8	39,100	39,000	38,800	39,100	39,000	38,800		170		
180	59.2	241.7	37,700	37,600	37,400	37,700	37,600	37,400		180		
190	56.7	233.9	36,400	36,200	36,100	36,400	36,200	36,100		190		
200	54.2	225.3	35,100	35,100	34,900	35,100	35,100	34,900		200		
210	51.5	216.0	34,000	34,000	33,800	34,000	34,000	33,800		210		
220	48.7	205.6	33,000	32,900	32,800	33,000	32,900	32,800		220		
230	45.7	194.2	32,100	32,000	31,900	32,100	32,000	31,900		230		
240	42.5	181.5	31,200	31,200	31,000	31,200	31,200	31,000		240		
250	39.1	167.1	30,500	30,400	30,300	30,500	30,400	30,300		250		
260	35.3	150.7	29,800	29,800	29,700	29,800	29,800	29,700		260		
270	31.0	131.2	29,300	29,200	29,200	29,300	29,200	29,200		270		
280										280		
290										290		

MLC300 VPC-MAX S-2



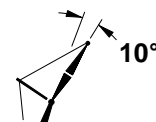
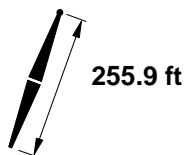
ft	°	ft	34.8 ft			48.0 ft			ft			
			0°			1°				2°		
			lb	lb	lb	lb	lb	lb		lb	lb	
55	84.1	318.3	80,000			80,000			55			
60	83.2	317.4	78,800	66,800		78,800	66,800		60			
65	82.3	316.5	77,700	66,000	57,800	77,700	66,000	57,800	65			
70	81.3	315.5	76,500	65,200	57,100	76,500	65,200	57,100	70			
75	80.4	314.4	75,400	64,400	56,500	75,400	64,400	56,500	75			
80	79.5	313.2	74,300	63,600	56,000	74,300	63,600	56,000	80			
85	78.5	311.9	73,200	62,900	55,300	73,200	62,900	55,300	85			
90	77.6	310.6	72,200	62,100	54,800	72,200	62,100	54,800	90			
95	76.6	309.1	71,100	61,400	54,200	71,100	61,400	54,200	95			
100	75.7	307.6	70,200	60,700	53,700	70,200	60,700	53,700	100			
105	74.7	306.0	69,200	60,000	53,100	69,200	60,000	53,100	105			
110	73.8	304.3	68,300	59,300	52,600	68,300	59,300	52,600	110			
115	72.8	302.4	67,400	58,600	52,100	67,400	58,600	52,100	115			
120	71.8	300.5	66,400	58,000	51,600	66,400	58,000	51,600	120			
125	70.9	298.5	65,600	57,300	51,000	65,600	57,300	51,000	125			
130	69.9	296.4	63,800	56,700	50,600	63,800	56,700	50,600	130			
140	67.9	291.9	60,400	55,500	49,600	60,400	55,500	49,600	140			
150	65.8	286.9	57,400	54,300	48,700	57,400	54,300	48,700	150			
160	63.8	281.5	54,500	53,200	47,800	54,500	53,200	47,800	160			
170	61.7	275.6	52,000	51,600	47,000	52,000	51,600	47,000	170			
180	59.5	269.2	49,700	49,300	46,100	49,700	49,300	46,100	180			
190	57.3	262.2	47,600	47,200	45,400	47,600	47,200	45,400	190			
200	55.0	254.7	45,700	45,300	44,700	45,700	45,300	44,700	200			
210	52.7	246.5	43,900	43,600	43,300	43,900	43,600	43,300	210			
220	50.2	237.5	42,300	42,000	41,700	42,300	42,000	41,700	220			
230	47.7	227.8	40,700	40,500	40,200	40,700	40,500	40,200	230			
240	45.0	217.1	39,300	39,100	38,900	39,300	39,100	38,900	240			
250	42.2	205.3	38,000	37,900	37,600	38,000	37,900	37,600	250			
260	39.2	192.3	36,900	36,700	36,400	36,900	36,700	36,400	260			
270	36.0	177.7	35,800	35,000	33,900	35,800	35,600	35,400	270			
280	32.5	161.0	32,800	31,900	31,000	34,800	34,600	34,400	280			
290	28.5	141.6	29,800	29,100	28,300	33,800	33,700	33,500	290			
300	23.8	117.9	27,000	26,300	25,700	33,100	32,900	32,800	300			

MLC300 VPC-MAX S-2



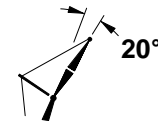
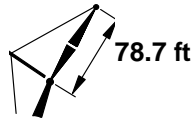
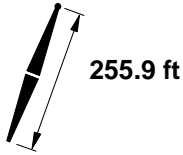
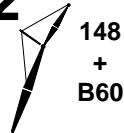
ft	°	ft	34.8 ft			48.0 ft			ft			
			0°			1°				2°		
			lb	lb	lb	lb	lb	lb		lb	lb	
55									55			
60									60			
65	84.5	313.5	67,800			67,800			65			
70	83.6	312.5	65,700	56,700		65,700	56,700		70			
75	82.6	311.4	63,700	56,200	50,000	63,700	56,200	50,000	75			
80	81.7	310.2	61,800	55,600	49,600	61,800	55,600	49,600	80			
85	80.7	308.9	60,000	55,100	49,200	60,000	55,100	49,200	85			
90	79.8	307.6	58,400	54,600	48,800	58,400	54,600	48,800	90			
95	78.8	306.1	56,800	54,100	48,500	56,800	54,100	48,500	95			
100	77.9	304.5	55,300	53,600	48,100	55,300	53,600	48,100	100			
105	76.9	302.9	53,800	53,200	47,700	53,800	53,200	47,700	105			
110	75.9	301.2	52,500	52,200	47,300	52,500	52,200	47,300	110			
115	74.9	299.3	51,200	50,900	47,000	51,200	50,900	47,000	115			
120	74.0	297.4	50,000	49,700	46,700	50,000	49,700	46,700	120			
125	73.0	295.4	48,800	48,600	46,300	48,800	48,600	46,300	125			
130	72.0	293.2	47,800	47,500	46,000	47,800	47,500	46,000	130			
140	70.0	288.7	45,700	45,400	45,300	45,700	45,400	45,300	140			
150	67.9	283.6	43,800	43,600	43,400	43,800	43,600	43,400	150			
160	65.8	278.2	42,100	41,900	41,700	42,100	41,900	41,700	160			
170	63.7	272.2	40,500	40,300	40,200	40,500	40,300	40,200	170			
180	61.5	265.7	39,000	38,900	38,700	39,000	38,900	38,700	180			
190	59.2	258.6	37,700	37,600	37,400	37,700	37,600	37,400	190			
200	56.9	251.0	36,500	36,400	36,200	36,500	36,400	36,200	200			
210	54.5	242.6	35,300	35,200	35,100	35,300	35,200	35,100	210			
220	52.1	233.5	34,300	34,100	34,100	34,300	34,100	34,100	220			
230	49.5	223.6	33,300	33,200	33,100	33,300	33,200	33,100	230			
240	46.7	212.7	32,400	32,300	32,200	32,400	32,300	32,200	240			
250	43.9	200.7	31,600	31,500	31,400	31,600	31,500	31,400	250			
260	40.8	187.3	30,900	30,800	30,700	30,900	30,800	30,700	260			
270	37.5	172.2	30,200	30,100	30,000	30,200	30,100	30,000	270			
280	33.8	155.0	29,700	29,600	29,500	29,700	29,600	29,500	280			
290	29.7	134.6	29,200	29,100	28,700	29,200	29,100	29,000	290			
300									300			

MLC300 VPC-MAX S-2



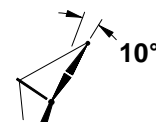
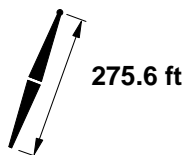
ft	°	ft	34.8 ft			48.0 ft			ft			
			0°			1°				2°		
			lb	lb	lb	lb	lb	lb		lb	lb	
55	84.5	338.2	79,000			79,000			55			
60	83.6	337.4	78,000	63,500		78,000	63,500		60			
65	82.7	336.5	76,900	62,800	55,100	76,900	62,800	55,100	65			
70	81.9	335.5	75,900	62,100	54,600	75,900	62,100	54,600	70			
75	81.0	334.5	74,900	61,500	54,100	74,900	61,500	54,100	75			
80	80.1	333.4	73,900	60,800	53,600	73,900	60,800	53,600	80			
85	79.2	332.2	73,000	60,200	53,000	73,000	60,200	53,000	85			
90	78.3	330.9	72,000	59,500	52,600	72,000	59,500	52,600	90			
95	77.5	329.6	71,100	58,900	52,100	71,100	58,900	52,100	95			
100	76.6	328.2	70,200	58,300	51,600	70,200	58,300	51,600	100			
105	75.7	326.6	69,300	57,700	51,100	69,300	57,700	51,100	105			
110	74.8	325.0	68,400	57,100	50,700	68,400	57,100	50,700	110			
115	73.9	323.3	67,600	56,500	50,200	67,600	56,500	50,200	115			
120	73.0	321.5	66,800	55,900	49,700	66,800	55,900	49,700	120			
125	72.0	319.7	66,000	55,300	49,300	66,000	55,300	49,300	125			
130	71.1	317.7	65,200	54,800	48,900	65,200	54,800	48,900	130			
140	69.3	313.5	62,300	53,700	48,100	62,300	53,700	48,100	140			
150	67.4	308.9	59,200	52,700	47,300	59,200	52,700	47,300	150			
160	65.5	303.9	56,500	51,700	46,500	56,500	51,700	46,500	160			
170	63.5	298.4	53,900	50,700	45,800	53,900	50,700	45,800	170			
180	61.5	292.5	51,500	49,900	45,000	51,500	49,900	45,000	180			
190	59.5	286.2	49,500	49,000	44,400	49,500	49,000	44,400	190			
200	57.4	279.3	47,500	47,100	43,700	47,500	47,100	43,700	200			
210	55.3	271.8	45,600	45,300	43,100	45,600	45,300	43,100	210			
220	53.1	263.8	44,000	43,700	42,500	44,000	43,700	42,500	220			
230	50.8	255.0	42,500	42,200	41,900	42,500	42,200	41,900	230			
240	48.5	245.6	41,000	40,700	40,500	41,000	40,700	40,500	240			
250	46.0	235.3	39,700	39,500	38,200	39,700	39,500	39,200	250			
260	43.4	224.0	37,700	36,300	34,900	38,400	38,200	38,000	260			
270	40.7	211.7	34,300	33,000	31,800	37,300	37,100	36,900	270			
280	37.8	198.1	31,100	30,000	28,900	36,300	36,100	35,900	280			
290	34.7	182.8	28,100	27,200	26,300	35,300	35,100	34,900	290			
300	31.3	165.4	25,400	24,500	23,700	34,400	34,200	34,000	300			
310	27.4	145.2	22,700	22,000	21,300	33,600	33,500	33,300	310			
320	22.8	120.5	20,200	19,600	19,000	32,900	32,700	32,600	320			

MLC300 VPC-MAX S-2



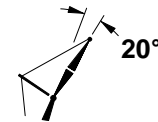
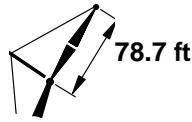
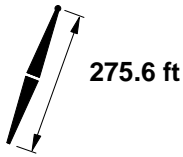
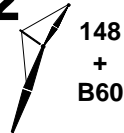
ft	°	ft	34.8 ft			48.0 ft			ft			
			0°			1°				2°		
			lb	lb	lb	lb	lb	lb		lb	lb	
55									55			
60									60			
65	84.8	333.5	68,200			68,200			65			
70	83.9	332.5	66,100	56,200		66,100	56,200		70			
75	83.1	331.5	64,200	55,700		64,200	55,700		75			
80	82.2	330.4	62,400	55,200	49,200	62,400	55,200	49,200	80			
85	81.3	329.2	60,800	54,800	48,800	60,800	54,800	48,800	85			
90	80.4	327.9	59,200	54,300	48,500	59,200	54,300	48,500	90			
95	79.5	326.5	57,700	53,900	48,100	57,700	53,900	48,100	95			
100	78.6	325.1	56,200	53,500	47,800	56,200	53,500	47,800	100			
105	77.7	323.5	54,800	53,000	47,500	54,800	53,000	47,500	105			
110	76.8	321.9	53,500	52,600	47,200	53,500	52,600	47,200	110			
115	75.9	320.2	52,300	52,000	46,900	52,300	52,000	46,900	115			
120	75.0	318.4	51,100	50,800	46,600	51,100	50,800	46,600	120			
125	74.0	316.5	50,000	49,700	46,200	50,000	49,700	46,200	125			
130	73.1	314.5	48,800	48,600	45,900	48,800	48,600	45,900	130			
140	71.2	310.2	46,800	46,500	45,400	46,800	46,500	45,400	140			
150	69.3	305.6	45,000	44,700	44,500	45,000	44,700	44,500	150			
160	67.4	300.5	43,200	43,000	42,800	43,200	43,000	42,800	160			
170	65.4	295.0	41,700	41,400	41,300	41,700	41,400	41,300	170			
180	63.4	289.0	40,200	40,000	39,800	40,200	40,000	39,800	180			
190	61.4	282.6	38,800	38,600	38,500	38,800	38,600	38,500	190			
200	59.3	275.6	37,600	37,400	37,300	37,600	37,400	37,300	200			
210	57.1	268.0	36,400	36,300	36,200	36,400	36,300	36,200	210			
220	54.9	259.9	35,400	35,200	35,100	35,400	35,200	35,100	220			
230	52.5	251.0	34,400	34,300	34,100	34,400	34,300	34,100	230			
240	50.2	241.4	33,500	33,400	33,200	33,500	33,400	33,200	240			
250	47.7	230.9	32,600	32,600	32,400	32,600	32,600	32,400	250			
260	45.0	219.4	31,900	31,700	31,700	31,900	31,700	31,700	260			
270	42.2	206.8	31,200	31,000	31,000	31,200	31,000	31,000	270			
280	39.3	192.8	30,500	30,400	29,700	30,500	30,400	30,300	280			
290	36.0	177.1	28,800	27,900	26,900	30,000	29,800	29,800	290			
300	32.5	159.0	25,900	25,100	24,200	29,500	29,300	29,300	300			
310	28.4	137.8	23,100	22,400	21,700	29,100	29,000	28,900	310			
320									320			

MLC300 VPC-MAX S-2



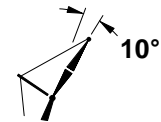
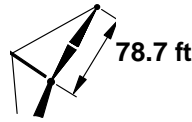
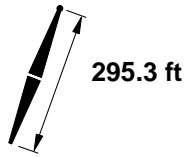
ft	°	ft	34.8 ft			48.0 ft			ft			
			0°			1°				2°		
			lb	lb	lb	lb	lb	lb		lb	lb	
55	84.8	358.0	78,100			78,100			55			
60	84.0	357.3	77,200	62,700		77,200	62,700		60			
65	83.1	356.5	76,300	62,200		76,300	62,200		65			
70	82.3	355.6	75,300	61,500	54,000	75,300	61,500	54,000	70			
75	81.5	354.6	74,400	61,000	53,500	74,400	61,000	53,500	75			
80	80.7	353.6	73,600	60,300	53,000	73,600	60,300	53,000	80			
85	79.8	352.4	72,700	59,800	52,600	72,700	59,800	52,600	85			
90	79.0	351.2	71,900	59,200	52,200	71,900	59,200	52,200	90			
95	78.2	350.0	71,000	58,600	51,700	71,000	58,600	51,700	95			
100	77.3	348.6	70,200	58,100	51,300	70,200	58,100	51,300	100			
105	76.5	347.2	69,300	57,500	50,900	69,300	57,500	50,900	105			
110	75.6	345.7	68,600	57,000	50,400	68,600	57,000	50,400	110			
115	74.8	344.1	67,800	56,500	50,000	67,800	56,500	50,000	115			
120	73.9	342.4	67,000	55,900	49,600	67,000	55,900	49,600	120			
125	73.1	340.6	66,300	55,400	49,300	66,300	55,400	49,300	125			
130	72.2	338.8	65,500	54,900	48,800	65,500	54,900	48,800	130			
140	70.5	334.9	64,100	53,900	48,100	64,100	53,900	48,100	140			
150	68.7	330.6	61,200	53,000	47,300	61,200	53,000	47,300	150			
160	66.9	325.9	58,400	52,100	46,600	58,400	52,100	46,600	160			
170	65.1	320.8	55,800	51,100	45,900	55,800	51,100	45,900	170			
180	63.3	315.4	53,400	50,300	45,200	53,400	50,300	45,200	180			
190	61.4	309.5	51,300	49,500	44,600	51,300	49,500	44,600	190			
200	59.5	303.1	49,300	48,600	44,000	49,300	48,600	44,000	200			
210	57.5	296.3	47,500	47,100	43,400	47,500	47,100	43,400	210			
220	55.5	288.9	45,800	45,400	42,900	45,800	45,400	42,900	220			
230	53.5	281.0	44,200	43,900	42,400	44,200	43,900	42,400	230			
240	51.4	272.5	42,700	41,000	39,100	42,700	42,400	41,900	240			
250	49.2	263.3	39,000	37,300	35,600	41,400	41,100	40,800	250			
260	46.9	253.3	35,400	33,800	32,300	40,100	39,800	39,600	260			
270	44.5	242.5	32,000	30,600	29,200	38,900	38,600	38,400	270			
280	42.0	230.7	28,900	27,600	26,400	37,800	37,600	37,400	280			
290	39.4	217.8	25,900	24,800	23,700	36,700	36,500	36,300	290			
300	36.5	203.6	23,100	22,100	21,200	35,800	35,600	35,400	300			
310	33.5	187.7	20,500	19,700	18,800	34,900	34,700	34,600	310			
320	30.2	169.6	18,100	17,300	16,600	34,200	34,000	33,800	320			
330	26.4	148.6	15,700	15,100	14,400	33,500	32,600	31,700	330			
340	21.9	122.9	13,400	12,900	12,400	31,200	30,400	29,600	340			

MLC300 VPC-MAX S-2



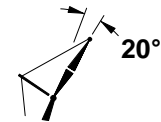
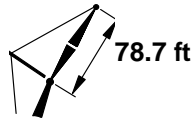
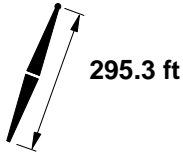
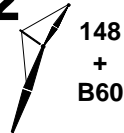
ft	°	ft	34.8 ft			48.0 ft			ft			
			0°			1°				2°		
			lb	lb	lb	lb	lb	lb		lb	lb	
55									55			
60									60			
65									65			
70	84.3	352.5	66,700			66,700			70			
75	83.5	351.5	64,900	55,200		64,900	55,200		75			
80	82.6	350.5	63,100	54,800	48,700	63,100	54,800	48,700	80			
85	81.8	349.3	61,500	54,400	48,400	61,500	54,400	48,400	85			
90	81.0	348.1	60,000	54,000	48,100	60,000	54,000	48,100	90			
95	80.1	346.8	58,500	53,600	47,800	58,500	53,600	47,800	95			
100	79.3	345.5	57,100	53,300	47,500	57,100	53,300	47,500	100			
105	78.4	344.0	55,800	52,900	47,200	55,800	52,900	47,200	105			
110	77.6	342.5	54,500	52,500	47,000	54,500	52,500	47,000	110			
115	76.7	340.9	53,300	52,100	46,700	53,300	52,100	46,700	115			
120	75.9	339.2	52,100	51,700	46,400	52,100	51,700	46,400	120			
125	75.0	337.4	50,900	50,700	46,100	50,900	50,700	46,100	125			
130	74.1	335.6	49,900	49,600	45,900	49,900	49,600	45,900	130			
140	72.4	331.6	47,900	47,600	45,300	47,900	47,600	45,300	140			
150	70.6	327.2	46,000	45,800	44,800	46,000	45,800	44,800	150			
160	68.8	322.5	44,400	44,100	43,900	44,400	44,100	43,900	160			
170	66.9	317.4	42,800	42,500	42,300	42,800	42,500	42,300	170			
180	65.1	311.9	41,300	41,100	40,900	41,300	41,100	40,900	180			
190	63.2	305.9	39,900	39,800	39,600	39,900	39,800	39,600	190			
200	61.2	299.5	38,700	38,500	38,400	38,700	38,500	38,400	200			
210	59.3	292.6	37,500	37,400	37,200	37,500	37,400	37,200	210			
220	57.2	285.1	36,500	36,300	36,200	36,500	36,300	36,200	220			
230	55.1	277.1	35,400	35,300	35,200	35,400	35,300	35,200	230			
240	53.0	268.4	34,500	34,400	34,300	34,500	34,400	34,300	240			
250	50.8	259.1	33,700	33,500	33,400	33,700	33,500	33,400	250			
260	48.4	248.9	32,900	32,700	32,600	32,900	32,700	32,600	260			
270	46.0	237.9	32,100	31,700	30,300	32,100	32,000	31,900	270			
280	43.5	225.9	29,900	28,600	27,300	31,400	31,300	31,200	280			
290	40.8	212.7	26,800	25,600	24,500	30,800	30,700	30,600	290			
300	37.9	198.1	23,900	22,900	21,900	30,200	30,200	30,000	300			
310	34.7	181.7	21,200	20,300	19,400	29,800	29,600	29,600	310			
320	31.3	162.9	18,600	17,800	17,000	29,300	29,300	29,200	320			
330									330			
340									340			

MLC300 VPC-MAX S-2



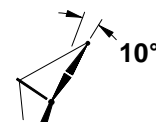
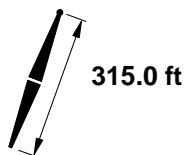
ft	°	ft	34.8 ft			48.0 ft			ft
			0°			0°			
			lb	lb	lb	lb	lb	lb	
60	84.3	377.2	72,700			72,700			60
65	83.5	376.4	71,900	61,000		71,900	61,000		65
70	82.7	375.5	71,200	60,400	51,100	71,200	60,400	51,100	70
75	81.9	374.6	70,400	59,900	51,100	70,400	59,900	51,100	75
80	81.2	373.6	69,700	59,400	51,100	69,700	59,400	51,100	80
85	80.4	372.6	68,900	58,800	51,100	68,900	58,800	51,100	85
90	79.6	371.5	68,200	58,400	51,100	68,200	58,400	51,100	90
95	78.8	370.3	67,500	57,900	50,900	67,500	57,900	50,900	95
100	78.0	369.0	66,700	57,400	50,600	66,700	57,400	50,600	100
105	77.2	367.6	66,100	56,800	50,200	66,100	56,800	50,200	105
110	76.4	366.2	65,400	56,400	49,800	65,400	56,400	49,800	110
115	75.6	364.7	64,800	55,900	49,500	64,800	55,900	49,500	115
120	74.8	363.1	64,100	55,400	49,100	64,100	55,400	49,100	120
125	74.0	361.5	63,400	55,000	48,700	63,400	55,000	48,700	125
130	73.2	359.7	62,800	54,500	48,400	62,800	54,500	48,400	130
140	71.6	356.0	61,600	53,600	47,700	61,600	53,600	47,700	140
150	69.9	352.0	60,300	52,800	47,000	60,300	52,800	47,000	150
160	68.3	347.6	59,100	51,900	46,400	59,100	51,900	46,400	160
170	66.6	342.9	57,900	51,000	45,800	57,900	51,000	45,800	170
180	64.8	337.8	55,800	48,800	45,200	55,800	48,800	45,200	180
190	63.1	332.3	53,600	47,000	44,600	53,600	47,000	44,600	190
200	61.3	326.4	51,600	45,200	43,100	51,600	45,200	43,100	200
210	59.5	320.1	49,700	43,600	41,700	49,700	43,600	41,700	210
220	57.7	313.3	47,900	42,100	40,300	47,900	42,100	40,300	220
230	55.8	306.0	46,300	40,800	39,000	46,300	40,800	39,000	230
240	53.8	298.2	42,100	39,500	37,900	44,800	39,500	37,900	240
250	51.8	289.8	38,200	36,200	34,400	43,300	38,400	36,800	250
260	49.8	280.9	34,500	32,800	31,100	42,000	37,400	35,900	260
270	47.6	271.2	31,200	29,600	28,100	40,800	36,400	35,000	270
280	45.4	260.8	28,000	26,600	25,300	39,700	35,700	34,300	280
290	43.1	249.5	25,100	23,800	22,600	38,600	35,000	33,600	290
300	40.7	237.2	22,400	21,200	20,100	37,500	34,400	33,100	300
310	38.1	223.8	19,800	18,700	17,800	36,700	33,900	32,600	310
320	35.4	208.9	17,300	16,400	15,500	35,600	33,600	32,300	320
330	32.4	192.4	15,000	14,200	13,400	33,100	32,000	30,900	330
340	29.2	173.6	12,800	12,100	11,400	30,800	29,700	28,800	340
350	25.5	151.8	10,700	10,100	9,500	28,500	27,600	26,800	350
360	21.1	125.1	8,700	8,200	7,700	26,400	25,600	24,900	360

MLC300 VPC-MAX S-2



ft	°	ft	34.8 ft			48.0 ft			ft			
			0°			1°				2°		
			lb	lb	lb	lb	lb	lb		lb	lb	
60									60			
65									65			
70	84.6	372.4	63,500			63,500			70			
75	83.8	371.5	63,000	54,400		63,000	54,400		75			
80	83.0	370.5	62,400	54,100		62,400	54,100		80			
85	82.2	369.4	62,000	53,800	45,300	62,000	53,800	45,300	85			
90	81.4	368.3	61,400	53,400	45,300	61,400	53,400	45,300	90			
95	80.7	367.1	59,900	53,100	45,300	59,900	53,100	45,300	95			
100	79.9	365.8	58,500	52,800	45,300	58,500	52,800	45,300	100			
105	79.1	364.4	57,200	52,400	45,300	57,200	52,400	45,300	105			
110	78.3	363.0	56,000	52,000	45,300	56,000	52,000	45,300	110			
115	77.4	361.5	54,800	51,800	45,300	54,800	51,800	45,300	115			
120	76.6	359.9	53,500	51,400	45,300	53,500	51,400	45,300	120			
125	75.8	358.2	52,500	51,100	45,300	52,500	51,100	45,300	125			
130	75.0	356.5	51,300	50,800	45,300	51,300	50,800	45,300	130			
140	73.4	352.7	49,400	48,900	45,100	49,400	48,900	45,100	140			
150	71.7	348.7	47,500	47,200	44,600	47,500	47,200	44,600	150			
160	70.0	344.2	45,800	45,500	44,200	45,800	45,500	44,200	160			
170	68.3	339.5	44,200	44,000	43,700	44,200	44,000	43,700	170			
180	66.5	334.3	42,700	42,500	42,300	42,700	42,500	42,300	180			
190	64.8	328.8	41,400	41,100	40,900	41,400	41,100	40,900	190			
200	63.0	322.8	40,100	39,900	39,700	40,100	39,900	39,700	200			
210	61.1	316.4	38,900	38,700	38,600	38,900	38,700	38,600	210			
220	59.3	309.5	37,800	37,600	37,500	37,800	37,600	37,500	220			
230	57.4	302.2	36,800	36,600	36,500	36,800	36,600	36,500	230			
240	55.4	294.3	35,800	35,700	35,500	35,800	35,700	35,500	240			
250	53.4	285.8	34,900	34,800	34,600	34,900	34,800	34,600	250			
260	51.3	276.7	34,100	33,900	32,500	34,100	33,900	33,800	260			
270	49.1	266.8	32,400	30,800	29,300	33,400	33,200	33,100	270			
280	46.9	256.2	29,200	27,700	26,400	32,600	32,500	32,400	280			
290	44.5	244.7	26,100	24,800	23,600	31,900	31,800	31,700	290			
300	42.0	232.2	23,300	22,100	21,000	31,300	31,200	31,100	300			
310	39.4	218.4	20,600	19,500	18,500	30,800	30,600	30,600	310			
320	36.6	203.2	18,000	17,100	16,200	30,300	30,100	30,100	320			
330	33.5	186.1	15,600	14,800	14,000	29,800	29,700	29,700	330			
340	30.1	166.6	13,300	12,600	11,900	29,400	29,400	29,100	340			
350									350			
360									360			

MLC300 VPC-MAX S-2



ft	°	ft	34.8 ft			48.0 ft			ft
			0°			0°			
			lb	lb	lb	lb	lb	lb	
60	84.6	397.0	71,600			71,600			60
65	83.8	396.3	70,900	58,900		70,900	58,900		65
70	83.1	395.5	70,300	58,900		70,300	58,900		70
75	82.4	394.6	69,700	58,900	43,200	69,700	58,900	43,200	75
80	81.6	393.7	69,000	58,600	43,200	69,000	58,600	43,200	80
85	80.9	392.7	68,400	58,100	43,200	68,400	58,100	43,200	85
90	80.1	391.6	67,700	57,600	43,200	67,700	57,600	43,200	90
95	79.4	390.5	67,100	57,200	43,200	67,100	57,200	43,200	95
100	78.6	389.3	66,400	56,800	43,200	66,400	56,800	43,200	100
105	77.9	388.0	65,800	56,300	43,200	65,800	56,300	43,200	105
110	77.1	386.6	65,100	55,900	43,200	65,100	55,900	43,200	110
115	76.4	385.2	64,600	55,500	43,200	64,600	55,500	43,200	115
120	75.6	383.7	64,000	55,000	43,200	64,000	55,000	43,200	120
125	74.9	382.2	63,300	54,600	43,200	63,300	54,600	43,200	125
130	74.1	380.5	62,700	54,200	43,200	62,700	54,200	43,200	130
140	72.5	377.0	61,600	53,400	43,200	61,600	53,400	43,200	140
150	71.0	373.2	60,500	52,600	43,200	60,500	52,600	43,200	150
160	69.4	369.1	59,400	51,800	43,200	59,400	51,800	43,200	160
170	67.8	364.7	58,300	51,100	43,200	58,300	51,100	43,200	170
180	66.2	359.9	57,200	50,400	43,200	57,200	50,400	43,200	180
190	64.6	354.7	55,600	49,700	43,200	55,600	49,700	43,200	190
200	62.9	349.2	53,400	49,000	43,200	53,400	49,000	43,200	200
210	61.2	343.3	51,600	47,700	43,200	51,600	47,700	43,200	210
220	59.5	337.0	48,800	45,900	43,000	49,800	46,200	43,000	220
230	57.7	330.3	44,200	41,600	39,100	48,100	44,700	42,500	230
240	56.0	323.1	39,900	37,500	35,300	46,600	43,500	41,500	240
250	54.1	315.4	35,900	33,800	31,800	45,100	42,300	40,400	250
260	52.2	307.2	32,300	30,400	28,600	43,700	41,200	39,400	260
270	50.3	298.4	28,900	27,200	25,600	42,500	40,200	38,500	270
280	48.3	289.0	25,800	24,200	22,700	41,200	39,300	37,600	280
290	46.2	278.8	22,900	21,400	20,100	40,100	38,500	36,900	290
300	44.1	268.0	20,100	18,800	17,600	39,100	37,600	36,000	300
310	41.8	256.2	17,500	16,400	15,300	36,500	35,000	33,500	310
320	39.5	243.4	15,100	14,100	13,100	33,900	32,500	31,200	320
330	37.0	229.4	12,800	11,900	11,000	31,500	30,200	28,900	330
340	34.3	214.1	10,600	9,800	9,000	29,100	28,000	26,900	340
350	31.4	196.9	8,600	7,800	7,100	26,900	25,900	24,900	350
360	28.2	177.5	6,600			24,900	23,900	23,000	360
370	24.6	154.9				22,800	22,000	21,200	370
380	20.4	127.2				20,900	20,200	19,500	380

MLC300 VPC-MAX S-2



148
+
B60

386,000 lb



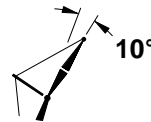
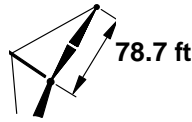
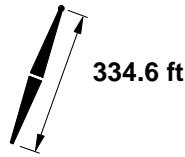
315.0 ft

78.7 ft

20°


ft	°	ft	34.8 ft			48.0 ft			ft			
			0°			1°				2°		
			lb	lb	lb	lb	lb	lb		lb	lb	
60									60			
65									65			
70	84.9	392.3	62,800			62,800			70			
75	84.1	391.5	62,400			62,400			75			
80	83.4	390.5	61,900	53,100		61,900	53,100		80			
85	82.6	389.5	61,400	53,100	38,500	61,400	53,100	38,500	85			
90	81.9	388.4	60,900	52,800	38,500	60,900	52,800	38,500	90			
95	81.1	387.3	60,600	52,500	38,500	60,600	52,500	38,500	95			
100	80.4	386.1	59,400	52,200	38,500	59,400	52,200	38,500	100			
105	79.6	384.8	58,200	51,900	38,500	58,200	51,900	38,500	105			
110	78.9	383.4	57,000	51,600	38,500	57,000	51,600	38,500	110			
115	78.1	382.0	55,700	51,300	38,500	55,700	51,300	38,500	115			
120	77.3	380.5	54,500	51,100	38,500	54,500	51,100	38,500	120			
125	76.6	378.9	53,500	50,800	38,500	53,500	50,800	38,500	125			
130	75.8	377.3	52,400	50,500	38,500	52,400	50,500	38,500	130			
140	74.2	373.7	50,400	49,900	38,500	50,400	49,900	38,500	140			
150	72.7	369.9	48,600	48,300	38,500	48,600	48,300	38,500	150			
160	71.1	365.7	46,900	46,500	38,500	46,900	46,500	38,500	160			
170	69.5	361.2	45,300	45,000	38,500	45,300	45,000	38,500	170			
180	67.8	356.4	43,900	43,600	38,500	43,900	43,600	38,500	180			
190	66.2	351.2	42,500	42,300	38,500	42,500	42,300	38,500	190			
200	64.5	345.6	41,200	41,000	38,500	41,200	41,000	38,500	200			
210	62.8	339.7	40,000	39,800	38,500	40,000	39,800	38,500	210			
220	61.1	333.3	38,900	38,700	38,500	38,900	38,700	38,500	220			
230	59.3	326.5	37,900	37,700	37,500	37,900	37,700	37,500	230			
240	57.5	319.2	36,900	36,700	36,500	36,900	36,700	36,500	240			
250	55.6	311.4	35,900	35,500	33,400	35,900	35,800	35,700	250			
260	53.7	303.1	33,800	31,900	30,100	35,100	35,000	34,800	260			
270	51.7	294.2	30,400	28,600	26,900	34,300	34,100	34,000	270			
280	49.7	284.6	27,100	25,500	24,000	33,600	33,400	33,300	280			
290	47.6	274.3	24,000	22,600	21,200	32,800	32,700	32,600	290			
300	45.4	263.2	21,200	19,900	18,600	32,200	32,100	32,000	300			
310	43.1	251.2	18,500	17,300	16,200	31,600	31,500	31,400	310			
320	40.7	238.2	16,000	14,900	13,900	31,100	30,900	30,800	320			
330	38.2	223.9	13,600	12,600	11,700	30,500	30,500	29,500	330			
340	35.4	208.1	11,300	10,400	9,600	29,600	28,500	27,300	340			
350	32.4	190.4	9,100	8,300	7,600	27,400	26,300	25,300	350			
360	29.1	170.2	7,000			25,200	24,200	23,300	360			
370									370			
380									380			

MLC300 VPC-MAX S-2

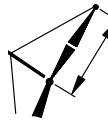


	ft	°	ft	34.8 ft		48.0 ft		ft
				0°		1°		
				lb	lb	lb	lb	
60	84.8	416.9	69,800		69,800		60	
65	84.1	416.2	69,200		69,200		65	
70	83.4	415.4	68,600	49,100	68,600	49,100	70	
75	82.7	414.6	68,000	49,100	68,000	49,100	75	
80	82.0	413.7	67,500	49,100	67,500	49,100	80	
85	81.3	412.8	66,800	49,100	66,800	49,100	85	
90	80.6	411.7	66,300	49,100	66,300	49,100	90	
95	79.9	410.7	65,700	49,100	65,700	49,100	95	
100	79.2	409.5	65,200	49,100	65,200	49,100	100	
105	78.5	408.3	64,700	49,100	64,700	49,100	105	
110	77.8	407.0	64,100	49,100	64,100	49,100	110	
115	77.0	405.7	63,500	49,100	63,500	49,100	115	
120	76.3	404.3	63,000	49,100	63,000	49,100	120	
125	75.6	402.8	62,500	49,100	62,500	49,100	125	
130	74.9	401.2	62,000	49,100	62,000	49,100	130	
140	73.4	397.9	59,900	49,100	59,900	49,100	140	
150	71.9	394.3	57,200	49,100	57,200	49,100	150	
160	70.5	390.4	54,600	47,400	54,600	47,400	160	
170	68.9	386.2	52,200	45,500	52,200	45,500	170	
180	67.4	381.7	50,000	43,500	50,000	43,500	180	
190	65.9	376.9	47,900	41,800	47,900	41,800	190	
200	64.3	371.7	46,000	40,100	46,000	40,100	200	
210	62.7	366.2	44,200	38,600	44,200	38,600	210	
220	61.1	360.3	42,500	37,200	42,500	37,200	220	
230	59.5	354.0	41,000	35,800	41,000	35,800	230	
240	57.8	347.3	38,800	34,600	39,500	34,600	240	
250	56.1	340.2	34,900	32,600	38,200	33,400	250	
260	54.4	332.6	31,200	29,200	36,900	32,300	260	
270	52.6	324.5	27,900	26,000	35,800	31,300	270	
280	50.8	315.8	24,700	23,000	34,700	30,400	280	
290	48.9	306.6	21,800	20,300	33,700	29,500	290	
300	46.9	296.8	19,100	17,700	32,800	28,700	300	
310	44.9	286.2	16,500	15,200	31,900	28,000	310	
320	42.8	274.9	14,100	13,000	31,200	27,200	320	
330	40.6	262.7	11,800	10,800	30,500	26,700	330	
340	38.3	249.4	9,700	8,700	28,500	26,100	340	
350	35.9	234.9	7,600	6,800	26,300	25,100	350	
360	33.3	219.0			24,200	23,100	360	
370	30.5	201.3			22,200	21,300	370	
380	27.4	181.2			20,400	19,500	380	
390	23.8	157.8			18,500	17,800	390	
400	19.6	129.2			16,800	16,100	400	

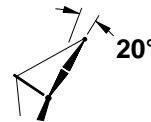
MLC300 VPC-MAX S-2



334.6 ft



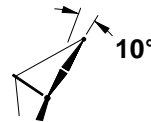
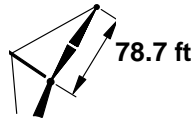
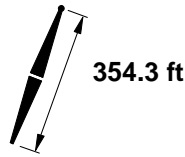
78.7 ft



20°

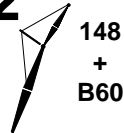
ft	°	ft	34.8 ft		48.0 ft		ft
			0°		1°		
			lb	lb	lb	lb	
60							60
65							65
70							70
75	84.4	411.4	61,200		61,200		75
80	83.7	410.5	60,800	44,700	60,800	44,700	80
85	83.0	409.5	60,400	44,700	60,400	44,700	85
90	82.3	408.5	60,100	44,700	60,100	44,700	90
95	81.6	407.4	59,700	44,700	59,700	44,700	95
100	80.9	406.3	59,300	44,700	59,300	44,700	100
105	80.1	405.0	58,200	44,700	58,200	44,700	105
110	79.4	403.8	57,100	44,700	57,100	44,700	110
115	78.7	402.4	55,900	44,700	55,900	44,700	115
120	78.0	401.0	54,800	44,700	54,800	44,700	120
125	77.2	399.5	53,800	44,700	53,800	44,700	125
130	76.5	397.9	52,800	44,700	52,800	44,700	130
140	75.0	394.6	50,800	44,700	50,800	44,700	140
150	73.5	390.9	49,100	44,400	49,100	44,400	150
160	72.0	387.0	47,400	42,700	47,400	42,700	160
170	70.5	382.8	45,900	41,100	45,900	41,100	170
180	69.0	378.2	44,400	39,500	44,400	39,500	180
190	67.4	373.3	43,100	38,100	43,100	38,100	190
200	65.9	368.1	41,900	36,800	41,900	36,800	200
210	64.3	362.5	40,500	35,500	40,500	35,500	210
220	62.6	356.6	39,200	34,300	39,200	34,300	220
230	61.0	350.2	37,900	33,200	37,900	33,200	230
240	59.3	343.5	36,700	32,200	36,700	32,200	240
250	57.6	336.2	35,600	31,200	35,600	31,200	250
260	55.8	328.6	32,900	30,300	34,500	30,300	260
270	54.0	320.4	29,400	27,500	33,600	29,400	270
280	52.2	311.6	26,200	24,400	32,700	28,600	280
290	50.2	302.3	23,100	21,600	31,800	27,900	290
300	48.3	292.3	20,300	18,900	31,100	27,200	300
310	46.2	281.6	17,600	16,300	30,400	26,600	310
320	44.1	270.0	15,100	13,900	29,800	26,100	320
330	41.9	257.6	12,700	11,700	29,200	25,500	330
340	39.5	244.0	10,500	9,500	28,700	25,200	340
350	37.0	229.2	8,300	7,500	26,800	24,700	350
360	34.3	212.8			24,700	23,600	360
370	31.4	194.5			22,600	21,600	370
380	28.2	173.6			20,600	19,800	380
390							390
400							400

MLC300 VPC-MAX S-2

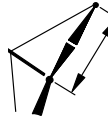


ft	°	ft	34.8 ft		48.0 ft		ft
			0°		1°		
			lb	lb	lb	lb	
65	84.4	436.1	67,800		67,800		65
70	83.7	435.3	67,300	41,600	67,300	41,600	70
75	83.1	434.5	66,800	41,600	66,800	41,600	75
80	82.4	433.7	66,300	41,600	66,300	41,600	80
85	81.7	432.8	65,800	41,600	65,800	41,600	85
90	81.0	431.8	65,300	41,600	65,300	41,600	90
95	80.4	430.8	64,800	41,600	64,800	41,600	95
100	79.7	429.7	64,300	41,600	64,300	41,600	100
105	79.0	428.5	63,800	41,600	63,800	41,600	105
110	78.3	427.3	63,300	41,600	63,300	41,600	110
115	77.6	426.0	62,800	41,600	62,800	41,600	115
120	77.0	424.7	62,400	41,600	62,400	41,600	120
125	76.3	423.3	61,800	41,600	61,800	41,600	125
130	75.6	421.8	61,400	41,600	61,400	41,600	130
140	74.2	418.7	58,400	41,600	58,400	41,600	140
150	72.8	415.2	55,600	41,600	55,600	41,600	150
160	71.4	411.5	52,800	41,600	52,800	41,600	160
170	70.0	407.6	50,300	41,600	50,300	41,600	170
180	68.5	403.3	48,000	40,800	48,000	40,800	180
190	67.1	398.7	45,800	39,000	45,800	39,000	190
200	65.6	393.9	43,800	37,300	43,800	37,300	200
210	64.1	388.6	41,900	35,700	41,900	35,700	210
220	62.6	383.1	40,200	34,200	40,200	34,200	220
230	61.1	377.2	38,500	32,800	38,500	32,800	230
240	59.5	370.9	36,600	31,500	37,000	31,500	240
250	57.9	364.3	32,700	30,200	35,600	30,400	250
260	56.3	357.2	29,000	26,800	34,300	29,200	260
270	54.6	349.7	25,700	23,700	33,100	28,200	270
280	52.9	341.7	22,500	20,700	32,000	27,200	280
290	51.2	333.2	19,600	17,900	31,000	26,400	290
300	49.4	324.2	16,900	15,300	30,100	25,500	300
310	47.6	314.6	14,300	12,900	29,200	24,900	310
320	45.7	304.4	11,900	10,600	28,400	24,100	320
330	43.7	293.4	9,600	8,500	27,700	23,500	330
340	41.7	281.6	7,500		26,900	23,000	340
350	39.6	269.0			24,700	22,600	350
360	37.3	255.2			22,600	21,400	360
370	34.9	240.3			20,700	19,600	370
380	32.4	223.8			18,800	17,800	380
390	29.6	205.5			17,000	16,100	390
400	26.6	184.7			15,300	14,500	400
410	23.1	160.6			13,700	13,000	410
420	19.0	131.0			12,100	11,500	420

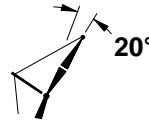
MLC300 VPC-MAX S-2



354.3 ft



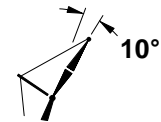
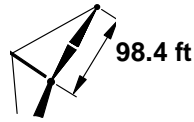
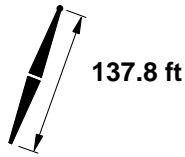
78.7 ft



20°

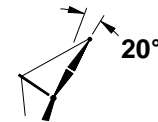
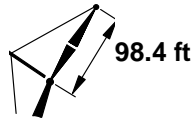
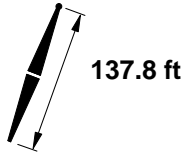
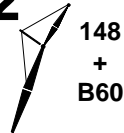
ft	°	ft	34.8 ft		48.0 ft		ft
			386,000 lb		386,000 lb		
			0°	1°	0°	1°	
lb	lb	lb	lb	lb	lb		
65							65
70							70
75	84.7	431.3	60,300		60,300		75
80	84.0	430.5	60,000	37,900	60,000	37,900	80
85	83.3	429.5	59,700	37,900	59,700	37,900	85
90	82.6	428.6	59,300	37,900	59,300	37,900	90
95	82.0	427.5	59,000	37,900	59,000	37,900	95
100	81.3	426.4	58,600	37,900	58,600	37,900	100
105	80.6	425.3	58,300	37,900	58,300	37,900	105
110	79.9	424.0	57,700	37,900	57,700	37,900	110
115	79.2	422.7	56,600	37,900	56,600	37,900	115
120	78.5	421.4	55,400	37,900	55,400	37,900	120
125	77.8	420.0	54,400	37,900	54,400	37,900	125
130	77.1	418.5	53,400	37,900	53,400	37,900	130
140	75.7	415.3	51,500	37,900	51,500	37,900	140
150	74.3	411.9	49,700	37,900	49,700	37,900	150
160	72.9	408.1	48,100	37,900	48,100	37,900	160
170	71.5	404.1	46,100	37,900	46,100	37,900	170
180	70.0	399.8	44,200	37,700	44,200	37,700	180
190	68.6	395.2	42,400	36,100	42,400	36,100	190
200	67.1	390.3	40,600	34,700	40,600	34,700	200
210	65.6	385.0	39,100	33,400	39,100	33,400	210
220	64.0	379.4	37,500	32,000	37,500	32,000	220
230	62.5	373.5	36,100	30,900	36,100	30,900	230
240	60.9	367.1	34,900	29,700	34,900	29,700	240
250	59.3	360.4	33,600	28,700	33,600	28,700	250
260	57.7	353.3	30,800	27,700	32,500	27,700	260
270	56.0	345.7	27,300	25,300	31,400	26,800	270
280	54.3	337.6	24,100	22,200	30,400	26,000	280
290	52.5	329.0	21,100	19,300	29,500	25,100	290
300	50.7	319.9	18,200	16,700	28,700	24,500	300
310	48.9	310.1	15,600	14,100	27,900	23,800	310
320	46.9	299.7	13,000	11,700	27,200	23,200	320
330	44.9	288.6	10,700	9,500	26,600	22,700	330
340	42.9	276.6	8,400	7,300	26,100	22,200	340
350	40.7	263.7			25,300	21,800	350
360	38.4	249.6			23,200	21,500	360
370	35.9	234.3			21,200	20,100	370
380	33.3	217.4			19,200	18,200	380
390	30.5	198.5			17,400	16,500	390
400							400
410							410
420							420

MLC300 VPC-MAX S-2



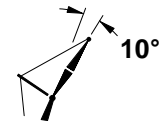
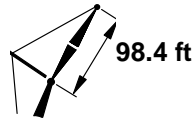
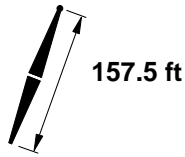
ft	°	ft	34.8 ft			48.0 ft			ft			
			0°			1°				2°		
			lb	lb	lb	lb	lb	lb		lb	lb	
55	82.5	238.6	63,800 ^b	53,800 ^c		63,800 ^b	53,800 ^c		55			
60	81.2	237.4	62,300	52,700 ^c		62,300	52,700 ^c		60			
65	80.0	236.2	60,800	51,700 ^b	45,000 ^c	60,800	51,700 ^b	45,000 ^c	65			
70	78.7	234.8	59,400	50,700	44,200 ^c	59,400	50,700	44,200 ^c	70			
75	77.5	233.3	57,900	49,700	43,500 ^b	57,900	49,700	43,500 ^b	75			
80	76.2	231.7	56,300	48,700	42,800	56,300	48,700	42,800	80			
85	74.9	230.0	54,800	47,900	42,000	54,800	47,900	42,000	85			
90	73.6	228.1	53,300	46,900	41,300	53,300	46,900	41,300	90			
95	72.3	226.1	51,900	46,000	40,600	51,900	46,000	40,600	95			
100	71.0	224.0	50,600	45,100	40,000	50,600	45,100	40,000	100			
105	69.7	221.8	49,300	44,200	39,300	49,300	44,200	39,300	105			
110	68.3	219.4	48,000	43,200	38,700	48,000	43,200	38,700	110			
115	67.0	216.8	46,900	42,300	38,100	46,900	42,300	38,100	115			
120	65.6	214.1	45,800	41,300	37,400	45,800	41,300	37,400	120			
125	64.2	211.3	44,600	40,500	36,800	44,600	40,500	36,800	125			
130	62.8	208.2	43,200	39,600	36,200	43,200	39,600	36,200	130			
140	59.9	201.7	40,300	38,000	34,900	40,300	38,000	34,900	140			
150	56.9	194.3	37,700	36,500	33,700	37,700	36,500	33,700	150			
160	53.8	186.1	35,400	35,100	32,400	35,400	35,100	32,400	160			
170	50.5	177.0	33,400	33,100	31,300	33,400	33,100	31,300	170			
180	47.0	166.6	31,600	31,300	30,300	31,600	31,300	30,300	180			
190	43.3	154.9	29,900	29,700	29,300	29,900	29,700	29,300	190			
200	39.2	141.4	28,400	28,200	28,000	28,400	28,200	28,000	200			
210	34.7	125.6	27,100	26,900	26,700	27,100	26,900	26,700	210			
220	29.4	106.3	25,900	25,800	25,600	25,900	25,800	25,600	220			
230	22.8	80.9	24,900	24,700	24,500	24,900	24,700	24,500	230			

MLC300 VPC-MAX S-2



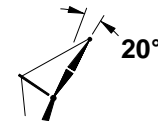
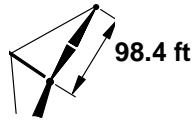
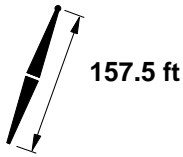
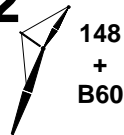
ft	°	ft	34.8 ft			48.0 ft			ft			
			0°			1°				2°		
			lb	lb	lb	lb	lb	lb		lb	lb	lb
55										55		
60										60		
65										65		
70	82.5	232.2	52,400 ^b	46,300 ^c		52,400 ^b	46,300 ^c			70		
75	81.2	230.7	50,700	45,500 ^b		50,700	45,500 ^b			75		
80	79.9	229.0	48,500	44,700	39,700 ^c	48,500	44,700	39,700 ^c		80		
85	78.6	227.3	46,600	43,800	39,100 ^b	46,600	43,800	39,100 ^b		85		
90	77.3	225.4	44,700	42,800	38,500	44,700	42,800	38,500		90		
95	76.0	223.4	43,000	42,000	38,000	43,000	42,000	38,000		95		
100	74.7	221.2	41,400	41,100	37,400	41,400	41,100	37,400		100		
105	73.3	218.9	39,900	39,600	36,800	39,900	39,600	36,800		105		
110	72.0	216.5	38,500	38,200	36,300	38,500	38,200	36,300		110		
115	70.6	213.9	37,200	36,900	35,700	37,200	36,900	35,700		115		
120	69.2	211.2	36,000	35,800	35,000	36,000	35,800	35,000		120		
125	67.8	208.3	34,800	34,600	34,300	34,800	34,600	34,300		125		
130	66.3	205.2	33,800	33,600	33,300	33,800	33,600	33,300		130		
140	63.4	198.6	31,800	31,600	31,400	31,800	31,600	31,400		140		
150	60.4	191.1	30,000	29,900	29,700	30,000	29,900	29,700		150		
160	57.2	182.7	28,500	28,400	28,200	28,500	28,400	28,200		160		
170	53.8	173.4	27,100	27,000	26,800	27,100	27,000	26,800		170		
180	50.3	162.8	25,800	25,700	25,600	25,800	25,700	25,600		180		
190	46.4	150.8	24,700	24,600	24,500	24,700	24,600	24,500		190		
200	42.2	136.9	23,700	23,600	23,500	23,700	23,600	23,500		200		
210	37.5	120.4	22,800	22,700	22,600	22,800	22,700	22,600		210		
220	32.0	100.1	22,100	22,000	21,900	22,100	22,000	21,900		220		
230										230		

MLC300 VPC-MAX S-2



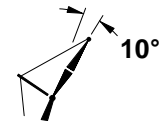
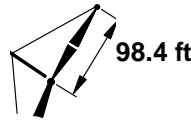
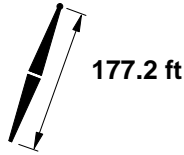
ft	°	ft	34.8 ft			48.0 ft			ft			
			0°			1°				2°		
			lb	lb	lb	lb	lb	lb		lb	lb	
50	84.2	259.6	65,500 ^b			65,500 ^b			50			
55	83.1	258.6	64,100	53,900 ^c		64,100	53,900 ^c		55			
60	81.9	257.6	62,700	52,900 ^b	45,900 ^c	62,700	52,900 ^b	45,900 ^c	60			
65	80.8	256.4	61,400	52,000	45,200 ^c	61,400	52,000	45,200 ^c	65			
70	79.6	255.2	60,100	51,100	44,500 ^b	60,100	51,100	44,500 ^b	70			
75	78.5	253.8	58,800	50,100	43,800	58,800	50,100	43,800	75			
80	77.3	252.3	57,400	49,200	43,100	57,400	49,200	43,100	80			
85	76.1	250.7	56,000	48,400	42,400	56,000	48,400	42,400	85			
90	74.9	249.0	54,500	47,500	41,800	54,500	47,500	41,800	90			
95	73.8	247.2	53,200	46,800	41,200	53,200	46,800	41,200	95			
100	72.6	245.3	51,900	45,900	40,500	51,900	45,900	40,500	100			
105	71.3	243.2	50,700	45,100	39,900	50,700	45,100	39,900	105			
110	70.1	241.1	49,600	44,300	39,400	49,600	44,300	39,400	110			
115	68.9	238.7	48,400	43,400	38,800	48,400	43,400	38,800	115			
120	67.7	236.3	47,300	42,600	38,200	47,300	42,600	38,200	120			
125	66.4	233.7	46,200	41,700	37,600	46,200	41,700	37,600	125			
130	65.1	231.0	45,200	40,900	37,000	45,200	40,900	37,000	130			
140	62.5	225.1	42,800	39,300	36,000	42,800	39,300	36,000	140			
150	59.9	218.6	40,200	37,800	34,800	40,200	37,800	34,800	150			
160	57.1	211.4	37,800	36,500	33,600	37,800	36,500	33,600	160			
170	54.2	203.4	35,700	35,200	32,600	35,700	35,200	32,600	170			
180	51.3	194.5	33,800	33,500	31,500	33,800	33,500	31,500	180			
190	48.1	184.7	32,100	31,800	30,600	32,100	31,800	30,600	190			
200	44.8	173.6	30,500	30,300	29,700	30,500	30,300	29,700	200			
210	41.2	161.1	29,100	28,900	28,600	29,100	28,900	28,600	210			
220	37.3	146.8	27,800	27,600	27,400	27,800	27,600	27,400	220			
230	33.0	130.1	26,700	26,500	26,300	26,700	26,500	26,300	230			
240	27.9	109.7	25,700	25,400	25,300	25,700	25,400	25,300	240			
250	21.5	82.7	24,700	24,600	24,400	24,700	24,600	24,400	250			

MLC300 VPC-MAX S-2



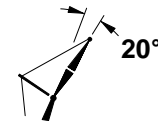
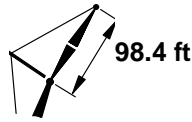
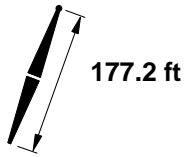
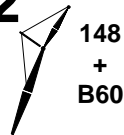
ft	°	ft	34.8 ft			48.0 ft			ft			
			0°			1°				2°		
			lb	lb	lb	lb	lb	lb		lb	lb	lb
50										50		
55										55		
60										60		
65	84.3	253.7	54,100b			54,100b				65		
70	83.1	252.4	52,800	46,500b		52,800	46,500b			70		
75	81.9	251.0	51,600	45,700b	40,400c	51,600	45,700b	40,400c		75		
80	80.7	249.5	49,700	45,000	39,800b	49,700	45,000	39,800b		80		
85	79.6	247.9	47,800	44,300	39,300	47,800	44,300	39,300		85		
90	78.4	246.2	46,000	43,400	38,800	46,000	43,400	38,800		90		
95	77.2	244.4	44,300	42,700	38,300	44,300	42,700	38,300		95		
100	75.9	242.4	42,800	41,800	37,800	42,800	41,800	37,800		100		
105	74.7	240.3	41,400	41,000	37,300	41,400	41,000	37,300		105		
110	73.5	238.1	40,000	39,700	36,800	40,000	39,700	36,800		110		
115	72.2	235.8	38,700	38,400	36,300	38,700	38,400	36,300		115		
120	71.0	233.3	37,500	37,300	35,800	37,500	37,300	35,800		120		
125	69.7	230.7	36,400	36,200	35,200	36,400	36,200	35,200		125		
130	68.4	227.9	35,300	35,100	34,600	35,300	35,100	34,600		130		
140	65.8	222.0	33,400	33,100	32,900	33,400	33,100	32,900		140		
150	63.1	215.3	31,600	31,400	31,200	31,600	31,400	31,200		150		
160	60.3	208.0	30,000	29,800	29,600	30,000	29,800	29,600		160		
170	57.4	199.9	28,500	28,400	28,300	28,500	28,400	28,300		170		
180	54.3	190.8	27,300	27,100	27,000	27,300	27,100	27,000		180		
190	51.1	180.8	26,100	26,000	25,800	26,100	26,000	25,800		190		
200	47.7	169.4	25,000	24,900	24,800	25,000	24,900	24,800		200		
210	44.0	156.6	24,100	24,000	23,900	24,100	24,000	23,900		210		
220	40.0	141.8	23,200	23,100	23,000	23,200	23,100	23,000		220		
230	35.5	124.4	22,500	22,400	22,300	22,500	22,400	22,300		230		
240	30.1	102.8	21,900	21,800	21,700	21,900	21,800	21,700		240		
250										250		

MLC300 VPC-MAX S-2



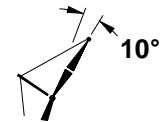
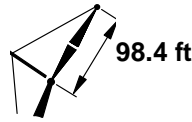
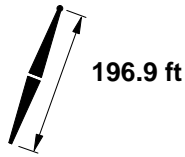
ft	°	ft	34.8 ft			48.0 ft			ft			
			0°			1°				2°		
			lb	lb	lb	lb	lb	lb		lb	lb	
50	84.6	279.5	65,500 ^b			65,500 ^b			50			
55	83.6	278.6	64,200	53,800 ^c		64,200	53,800 ^c		55			
60	82.5	277.6	63,000	53,000 ^b	45,900 ^c	63,000	53,000 ^b	45,900 ^c	60			
65	81.4	276.6	61,700	52,100	45,200 ^c	61,700	52,100	45,200 ^c	65			
70	80.4	275.4	60,500	51,200	44,500 ^b	60,500	51,200	44,500 ^b	70			
75	79.3	274.2	59,300	50,400	43,900	59,300	50,400	43,900	75			
80	78.2	272.8	58,100	49,600	43,300	58,100	49,600	43,300	80			
85	77.2	271.3	56,900	48,800	42,700	56,900	48,800	42,700	85			
90	76.1	269.8	55,600	48,000	42,100	55,600	48,000	42,100	90			
95	75.0	268.1	54,400	47,300	41,500	54,400	47,300	41,500	95			
100	73.9	266.3	53,100	46,500	41,000	53,100	46,500	41,000	100			
105	72.8	264.4	51,900	45,800	40,400	51,900	45,800	40,400	105			
110	71.6	262.4	50,800	45,100	39,800	50,800	45,100	39,800	110			
115	70.5	260.3	49,700	44,300	39,300	49,700	44,300	39,300	115			
120	69.4	258.1	48,700	43,600	38,800	48,700	43,600	38,800	120			
125	68.2	255.7	47,600	42,800	38,300	47,600	42,800	38,300	125			
130	67.1	253.2	46,700	42,000	37,700	46,700	42,000	37,700	130			
140	64.7	247.9	44,800	40,500	36,700	44,800	40,500	36,700	140			
150	62.3	242.0	42,500	39,100	35,700	42,500	39,100	35,700	150			
160	59.8	235.5	40,100	37,700	34,700	40,100	37,700	34,700	160			
170	57.3	228.4	37,900	36,500	33,600	37,900	36,500	33,600	170			
180	54.7	220.6	35,900	35,300	32,600	35,900	35,300	32,600	180			
190	51.9	212.0	34,200	33,800	31,700	34,200	33,800	31,700	190			
200	49.1	202.5	32,500	32,200	30,800	32,500	32,200	30,800	200			
210	46.0	192.0	31,000	30,800	30,000	31,000	30,800	30,000	210			
220	42.8	180.3	29,700	29,500	29,200	29,700	29,500	29,200	220			
230	39.4	167.0	28,500	28,300	28,100	28,500	28,300	28,100	230			
240	35.6	151.9	27,300	27,100	26,900	27,300	27,100	26,900	240			
250	31.4	134.3	26,300	26,200	26,000	26,300	26,200	26,000	250			
260	26.5	112.8	25,400	25,200	25,000	25,400	25,200	25,000	260			
270	20.2	84.4	24,600	24,400	24,300	24,600	24,400	24,300	270			

MLC300 VPC-MAX S-2



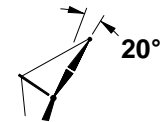
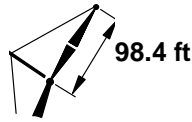
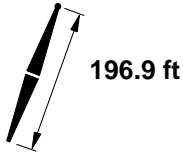
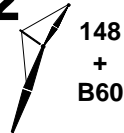
ft	°	ft	34.8 ft			48.0 ft			ft			
			0°			1°				2°		
			lb	lb	lb	lb	lb	lb		lb	lb	lb
50										50		
55										55		
60										60		
65	84.7	273.7	54,300			54,300				65		
70	83.6	272.5	53,100	46,500b		53,100	46,500b			70		
75	82.5	271.2	52,100	45,900	40,400c	52,100	45,900	40,400c		75		
80	81.4	269.9	50,800	45,200	39,900b	50,800	45,200	39,900b		80		
85	80.3	268.4	48,900	44,500	39,500	48,900	44,500	39,500		85		
90	79.2	266.8	47,200	43,900	39,000	47,200	43,900	39,000		90		
95	78.1	265.1	45,600	43,100	38,600	45,600	43,100	38,600		95		
100	77.0	263.3	44,100	42,400	38,100	44,100	42,400	38,100		100		
105	75.9	261.4	42,600	41,700	37,600	42,600	41,700	37,600		105		
110	74.8	259.4	41,300	41,000	37,200	41,300	41,000	37,200		110		
115	73.6	257.2	40,000	39,700	36,800	40,000	39,700	36,800		115		
120	72.5	255.0	38,900	38,600	36,300	38,900	38,600	36,300		120		
125	71.3	252.6	37,800	37,400	35,800	37,800	37,400	35,800		125		
130	70.1	250.1	36,700	36,400	35,300	36,700	36,400	35,300		130		
140	67.8	244.7	34,700	34,500	34,300	34,700	34,500	34,300		140		
150	65.3	238.7	33,000	32,800	32,500	33,000	32,800	32,500		150		
160	62.8	232.1	31,400	31,200	31,000	31,400	31,200	31,000		160		
170	60.2	224.9	29,900	29,700	29,600	29,900	29,700	29,600		170		
180	57.5	217.0	28,600	28,400	28,300	28,600	28,400	28,300		180		
190	54.7	208.2	27,400	27,300	27,100	27,400	27,300	27,100		190		
200	51.8	198.5	26,400	26,200	26,000	26,400	26,200	26,000		200		
210	48.7	187.8	25,400	25,200	25,100	25,400	25,200	25,100		210		
220	45.5	175.7	24,400	24,300	24,200	24,400	24,300	24,200		220		
230	41.9	162.1	23,600	23,500	23,400	23,600	23,500	23,400		230		
240	38.0	146.5	22,900	22,800	22,700	22,900	22,800	22,700		240		
250	33.6	128.1	22,300	22,200	22,100	22,300	22,200	22,100		250		
260	28.4	105.2	21,800	21,700	21,600	21,800	21,700	21,600		260		
270										270		

MLC300 VPC-MAX S-2



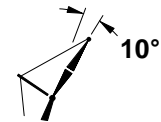
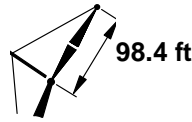
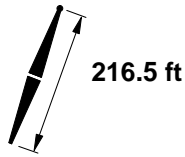
ft	°	ft	34.8 ft			48.0 ft			ft			
			0°			1°				2°		
			lb	lb	lb	lb	lb	lb		lb	lb	
50	85.0	299.4	65,200			65,200			50			
55	84.0	298.6	64,100	53,600b		64,100	53,600b		55			
60	83.0	297.7	62,900	52,800		62,900	52,800		60			
65	82.0	296.7	61,800	52,100	45,100b	61,800	52,100	45,100b	65			
70	81.0	295.6	60,800	51,200	44,500	60,800	51,200	44,500	70			
75	80.0	294.4	59,600	50,500	43,900	59,600	50,500	43,900	75			
80	79.0	293.1	58,500	49,800	43,400	58,500	49,800	43,400	80			
85	78.0	291.8	57,500	49,000	42,800	57,500	49,000	42,800	85			
90	77.0	290.3	56,500	48,300	42,300	56,500	48,300	42,300	90			
95	76.0	288.8	55,300	47,600	41,700	55,300	47,600	41,700	95			
100	75.0	287.1	54,100	47,000	41,200	54,100	47,000	41,200	100			
105	74.0	285.4	52,900	46,300	40,700	52,900	46,300	40,700	105			
110	72.9	283.5	51,900	45,600	40,200	51,900	45,600	40,200	110			
115	71.9	281.6	50,800	44,900	39,700	50,800	44,900	39,700	115			
120	70.8	279.5	49,900	44,200	39,200	49,900	44,200	39,200	120			
125	69.8	277.4	48,800	43,600	38,700	48,800	43,600	38,700	125			
130	68.7	275.1	47,900	42,900	38,200	47,900	42,900	38,200	130			
140	66.6	270.2	46,100	41,500	37,300	46,100	41,500	37,300	140			
150	64.4	264.8	44,400	40,100	36,300	44,400	40,100	36,300	150			
160	62.1	258.9	42,300	38,800	35,500	42,300	38,800	35,500	160			
170	59.8	252.5	40,000	37,600	34,500	40,000	37,600	34,500	170			
180	57.4	245.5	38,000	36,500	33,600	38,000	36,500	33,600	180			
190	55.0	237.8	36,200	35,300	32,600	36,200	35,300	32,600	190			
200	52.5	229.4	34,500	34,100	31,800	34,500	34,100	31,800	200			
210	49.8	220.2	32,900	32,600	30,900	32,900	32,600	30,900	210			
220	47.1	210.1	31,500	31,200	30,100	31,500	31,200	30,100	220			
230	44.2	199.0	30,200	30,000	29,500	30,200	30,000	29,500	230			
240	41.1	186.6	29,000	28,800	28,600	29,000	28,800	28,600	240			
250	37.8	172.7	28,000	27,700	27,500	28,000	27,700	27,500	250			
260	34.1	156.8	27,000	26,700	26,600	27,000	26,700	26,600	260			
270	30.1	138.3	26,000	25,800	25,700	26,000	25,800	25,700	270			
280	25.3	115.7	25,200	25,000	24,900	25,200	25,000	24,900	280			
290	19.2	85.9	24,500	24,300	24,200	24,500	24,300	24,200	290			

MLC300 VPC-MAX S-2



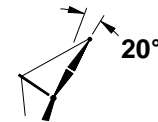
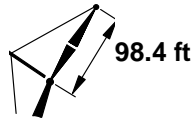
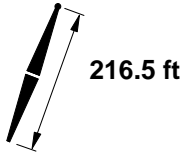
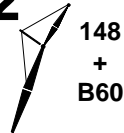
ft	°	ft	34.8 ft			48.0 ft			ft			
			0°			1°				2°		
			lb	lb	lb	lb	lb	lb		lb	lb	lb
50										50		
55										55		
60										60		
65										65		
70	84.0	292.6	53,300			53,300				70		
75	83.0	291.4	52,300	45,800		52,300	45,800			75		
80	82.0	290.1	51,300	45,300	39,800	51,300	45,300	39,800		80		
85	81.0	288.8	49,900	44,600	39,500	49,900	44,600	39,500		85		
90	80.0	287.3	48,300	44,100	39,000	48,300	44,100	39,000		90		
95	79.0	285.7	46,700	43,500	38,600	46,700	43,500	38,600		95		
100	77.9	284.1	45,200	42,800	38,200	45,200	42,800	38,200		100		
105	76.9	282.3	43,800	42,200	37,800	43,800	42,200	37,800		105		
110	75.9	280.4	42,500	41,500	37,500	42,500	41,500	37,500		110		
115	74.8	278.4	41,300	40,900	37,000	41,300	40,900	37,000		115		
120	73.7	276.4	40,100	39,800	36,600	40,100	39,800	36,600		120		
125	72.7	274.2	39,000	38,700	36,200	39,000	38,700	36,200		125		
130	71.6	271.9	38,000	37,700	35,800	38,000	37,700	35,800		130		
140	69.4	266.9	36,000	35,800	34,900	36,000	35,800	34,900		140		
150	67.2	261.5	34,300	34,000	33,800	34,300	34,000	33,800		150		
160	64.9	255.5	32,700	32,400	32,300	32,700	32,400	32,300		160		
170	62.6	249.0	31,200	31,000	30,800	31,200	31,000	30,800		170		
180	60.2	241.8	29,900	29,700	29,500	29,900	29,700	29,500		180		
190	57.7	234.0	28,700	28,500	28,300	28,700	28,500	28,300		190		
200	55.1	225.5	27,600	27,400	27,300	27,600	27,400	27,300		200		
210	52.4	216.1	26,600	26,400	26,300	26,600	26,400	26,300		210		
220	49.6	205.8	25,600	25,500	25,300	25,600	25,500	25,300		220		
230	46.6	194.4	24,800	24,600	24,500	24,800	24,600	24,500		230		
240	43.5	181.7	24,000	23,800	23,700	24,000	23,800	23,700		240		
250	40.1	167.4	23,300	23,200	23,100	23,300	23,200	23,100		250		
260	36.3	150.9	22,600	22,500	22,400	22,600	22,500	22,400		260		
270	32.0	131.6	22,100	22,000	21,900	22,100	22,000	21,900		270		
280	26.9	107.5	21,700	21,500	21,400	21,700	21,500	21,400		280		
290										290		

MLC300 VPC-MAX S-2



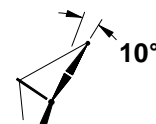
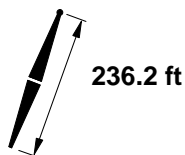

ft	°	ft	34.8 ft			48.0 ft			ft			
			0°			1°				2°		
			lb	lb	lb	lb	lb	lb		lb	lb	
55	84.4	318.5	63,800			63,800			55			
60	83.5	317.6	62,800	52,600		62,800	52,600		60			
65	82.5	316.7	61,800	51,800	44,900 ^b	61,800	51,800	44,900 ^b	65			
70	81.6	315.7	60,800	51,200	44,400	60,800	51,200	44,400	70			
75	80.7	314.6	59,800	50,500	43,800	59,800	50,500	43,800	75			
80	79.7	313.4	58,800	49,800	43,300	58,800	49,800	43,300	80			
85	78.8	312.1	57,900	49,200	42,800	57,900	49,200	42,800	85			
90	77.9	310.8	56,900	48,500	42,300	56,900	48,500	42,300	90			
95	76.9	309.3	55,900	47,800	41,800	55,900	47,800	41,800	95			
100	76.0	307.8	54,800	47,200	41,300	54,800	47,200	41,300	100			
105	75.0	306.2	53,800	46,600	40,800	53,800	46,600	40,800	105			
110	74.0	304.5	52,800	45,900	40,400	52,800	45,900	40,400	110			
115	73.1	302.7	51,800	45,400	39,900	51,800	45,400	39,900	115			
120	72.1	300.7	50,800	44,800	39,400	50,800	44,800	39,400	120			
125	71.1	298.7	49,900	44,100	39,000	49,900	44,100	39,000	125			
130	70.1	296.6	49,000	43,500	38,600	49,000	43,500	38,600	130			
140	68.2	292.1	47,200	42,300	37,700	47,200	42,300	37,700	140			
150	66.1	287.1	45,600	41,000	36,900	45,600	41,000	36,900	150			
160	64.1	281.7	44,000	39,800	36,000	44,000	39,800	36,000	160			
170	61.9	275.8	42,000	38,600	35,200	42,000	38,600	35,200	170			
180	59.8	269.4	39,900	37,500	34,400	39,900	37,500	34,400	180			
190	57.6	262.5	38,100	36,400	33,500	38,100	36,400	33,500	190			
200	55.3	254.9	36,300	35,400	32,600	36,300	35,400	32,600	200			
210	52.9	246.7	34,800	34,400	31,800	34,800	34,400	31,800	210			
220	50.5	237.8	33,300	33,000	31,100	33,300	33,000	31,100	220			
230	48.0	228.0	32,000	31,700	30,300	32,000	31,700	30,300	230			
240	45.3	217.4	30,700	30,400	29,700	30,700	30,400	29,700	240			
250	42.5	205.6	29,600	29,300	29,000	29,600	29,300	29,000	250			
260	39.5	192.6	28,500	28,300	28,000	28,500	28,300	28,000	260			
270	36.3	178.0	27,500	27,300	27,100	27,500	27,300	27,100	270			
280	32.8	161.4	26,600	26,400	26,300	26,600	26,400	26,300	280			
290	28.8	142.0	25,800	25,600	25,400	25,800	25,600	25,400	290			
300	24.2	118.5	25,000	24,900	24,700	25,000	24,900	24,700	300			
310	18.2	87.1	24,400	24,300	24,200	24,400	24,300	24,200	310			

MLC300 VPC-MAX S-2



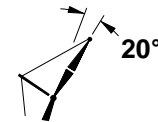
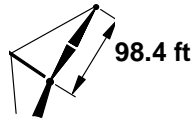
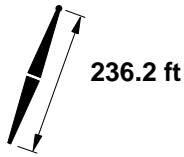
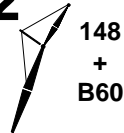
ft	°	ft	34.8 ft			48.0 ft			ft			
			0°			1°				2°		
			lb	lb	lb	lb	lb	lb		lb	lb	lb
55										55		
60										60		
65										65		
70	84.4	312.6	53,400			53,400				70		
75	83.5	311.5	52,500	45,800		52,500	45,800			75		
80	82.5	310.3	51,600	45,300	39,800	51,600	45,300	39,800		80		
85	81.6	309.0	50,700	44,700	39,400	50,700	44,700	39,400		85		
90	80.6	307.7	49,200	44,200	39,000	49,200	44,200	39,000		90		
95	79.7	306.2	47,700	43,700	38,600	47,700	43,700	38,600		95		
100	78.7	304.6	46,200	43,100	38,300	46,200	43,100	38,300		100		
105	77.8	303.0	44,900	42,500	37,900	44,900	42,500	37,900		105		
110	76.8	301.3	43,600	41,900	37,600	43,600	41,900	37,600		110		
115	75.8	299.4	42,400	41,300	37,300	42,400	41,300	37,300		115		
120	74.8	297.5	41,300	40,800	36,900	41,300	40,800	36,900		120		
125	73.8	295.5	40,100	39,800	36,500	40,100	39,800	36,500		125		
130	72.8	293.3	39,100	38,800	36,100	39,100	38,800	36,100		130		
140	70.8	288.8	37,200	36,900	35,400	37,200	36,900	35,400		140		
150	68.8	283.7	35,500	35,200	34,500	35,500	35,200	34,500		150		
160	66.7	278.3	33,900	33,600	33,400	33,900	33,600	33,400		160		
170	64.5	272.3	32,400	32,200	32,000	32,400	32,200	32,000		170		
180	62.4	265.8	31,100	30,900	30,700	31,100	30,900	30,700		180		
190	60.1	258.8	29,900	29,600	29,500	29,900	29,600	29,500		190		
200	57.8	251.1	28,700	28,500	28,400	28,700	28,500	28,400		200		
210	55.4	242.7	27,700	27,500	27,400	27,700	27,500	27,400		210		
220	52.9	233.7	26,700	26,500	26,400	26,700	26,500	26,400		220		
230	50.3	223.7	25,800	25,700	25,600	25,800	25,700	25,600		230		
240	47.6	212.8	25,000	24,900	24,800	25,000	24,900	24,800		240		
250	44.8	200.8	24,300	24,200	24,000	24,300	24,200	24,000		250		
260	41.7	187.4	23,600	23,500	23,400	23,600	23,500	23,400		260		
270	38.4	172.4	23,000	22,900	22,800	23,000	22,900	22,800		270		
280	34.7	155.2	22,400	22,300	22,200	22,400	22,300	22,200		280		
290	30.6	134.8	21,900	21,800	21,700	21,900	21,800	21,700		290		
300										300		
310										310		

MLC300 VPC-MAX S-2



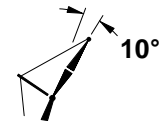
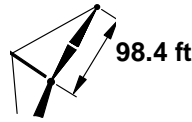
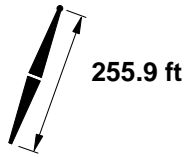
ft	°	ft	34.8 ft			48.0 ft			ft			
			0°			1°				2°		
			lb	lb	lb	lb	lb	lb		lb	lb	
55	84.7	338.4	63,400			63,400			55			
60	83.8	337.6	62,500	52,200		62,500	52,200		60			
65	83.0	336.7	61,500	51,600	44,600	61,500	51,600	44,600	65			
70	82.1	335.7	60,700	50,900	44,000	60,700	50,900	44,000	70			
75	81.2	334.7	59,800	50,200	43,600	59,800	50,200	43,600	75			
80	80.4	333.6	58,900	49,700	43,100	58,900	49,700	43,100	80			
85	79.5	332.4	58,000	49,000	42,600	58,000	49,000	42,600	85			
90	78.6	331.1	57,100	48,500	42,200	57,100	48,500	42,200	90			
95	77.7	329.8	56,300	47,800	41,700	56,300	47,800	41,700	95			
100	76.8	328.4	55,400	47,300	41,300	55,400	47,300	41,300	100			
105	75.9	326.8	54,500	46,700	40,800	54,500	46,700	40,800	105			
110	75.0	325.2	53,500	46,100	40,400	53,500	46,100	40,400	110			
115	74.1	323.5	52,500	45,600	40,000	52,500	45,600	40,000	115			
120	73.2	321.8	51,600	45,000	39,500	51,600	45,000	39,500	120			
125	72.3	319.9	50,700	44,500	39,200	50,700	44,500	39,200	125			
130	71.4	317.9	49,800	44,000	38,700	49,800	44,000	38,700	130			
140	69.5	313.7	48,100	42,900	37,900	48,100	42,900	37,900	140			
150	67.6	309.1	46,600	41,800	37,200	46,600	41,800	37,200	150			
160	65.7	304.1	45,100	40,600	36,400	45,100	40,600	36,400	160			
170	63.8	298.7	43,600	39,400	35,700	43,600	39,400	35,700	170			
180	61.8	292.8	41,800	38,300	34,900	41,800	38,300	34,900	180			
190	59.8	286.4	39,900	37,300	34,200	39,900	37,300	34,200	190			
200	57.7	279.5	38,100	36,300	33,300	38,100	36,300	33,300	200			
210	55.6	272.1	36,500	35,400	32,600	36,500	35,400	32,600	210			
220	53.4	264.0	35,000	34,500	31,800	35,000	34,500	31,800	220			
230	51.1	255.3	33,600	33,300	31,100	33,600	33,300	31,100	230			
240	48.7	245.8	32,300	32,000	30,400	32,300	32,000	30,400	240			
250	46.3	235.6	31,200	30,900	29,800	31,200	30,900	29,800	250			
260	43.7	224.3	30,100	29,800	29,200	30,100	29,800	29,200	260			
270	41.0	212.0	29,000	28,700	28,500	29,000	28,700	28,500	270			
280	38.1	198.4	28,100	27,900	27,600	28,100	27,900	27,600	280			
290	35.0	183.1	27,200	27,000	26,700	27,200	27,000	26,700	290			
300	31.6	165.8	26,400	26,100	26,000	26,400	26,100	26,000	300			
310	27.7	145.6	25,600	25,400	24,700	25,600	25,400	25,200	310			
320	23.2	121.1	23,600	23,000	22,400	24,900	24,700	24,600	320			
330	17.3	88.2	21,100	20,700	20,300	24,400	24,200	24,100	330			

MLC300 VPC-MAX S-2



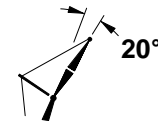
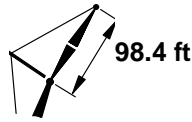
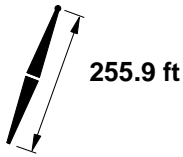
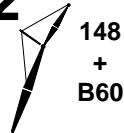
ft	°	ft	34.8 ft			48.0 ft			ft			
			0°			1°				2°		
			lb	lb	lb	lb	lb	lb		lb	lb	lb
55										55		
60										60		
65										65		
70	84.8	332.6	53,400			53,400				70		
75	83.9	331.5	52,500	45,500		52,500	45,500			75		
80	83.0	330.4	51,700	45,000	39,500	51,700	45,000	39,500		80		
85	82.1	329.2	50,800	44,600	39,200	50,800	44,600	39,200		85		
90	81.2	327.9	50,000	44,100	38,900	50,000	44,100	38,900		90		
95	80.3	326.6	48,600	43,700	38,600	48,600	43,700	38,600		95		
100	79.4	325.1	47,200	43,200	38,200	47,200	43,200	38,200		100		
105	78.5	323.6	45,900	42,700	37,900	45,900	42,700	37,900		105		
110	77.6	322.0	44,600	42,200	37,600	44,600	42,200	37,600		110		
115	76.7	320.3	43,400	41,600	37,300	43,400	41,600	37,300		115		
120	75.8	318.5	42,300	41,100	36,900	42,300	41,100	36,900		120		
125	74.9	316.6	41,200	40,600	36,600	41,200	40,600	36,600		125		
130	73.9	314.6	40,200	39,900	36,300	40,200	39,900	36,300		130		
140	72.1	310.3	38,300	38,000	35,600	38,300	38,000	35,600		140		
150	70.2	305.7	36,500	36,300	35,000	36,500	36,300	35,000		150		
160	68.2	300.6	35,000	34,700	34,100	35,000	34,700	34,100		160		
170	66.2	295.1	33,500	33,300	33,100	33,500	33,300	33,100		170		
180	64.2	289.1	32,200	32,000	31,700	32,200	32,000	31,700		180		
190	62.2	282.7	31,000	30,700	30,600	31,000	30,700	30,600		190		
200	60.1	275.7	29,800	29,700	29,400	29,800	29,700	29,400		200		
210	57.9	268.1	28,800	28,600	28,400	28,800	28,600	28,400		210		
220	55.7	260.0	27,800	27,600	27,500	27,800	27,600	27,500		220		
230	53.4	251.1	26,900	26,700	26,600	26,900	26,700	26,600		230		
240	51.0	241.5	26,000	25,900	25,800	26,000	25,900	25,800		240		
250	48.5	231.0	25,300	25,100	25,000	25,300	25,100	25,000		250		
260	45.9	219.5	24,500	24,400	24,300	24,500	24,400	24,300		260		
270	43.1	206.9	23,900	23,700	23,700	23,900	23,700	23,700		270		
280	40.1	192.9	23,300	23,200	23,000	23,300	23,200	23,000		280		
290	36.9	177.2	22,700	22,600	22,500	22,700	22,600	22,500		290		
300	33.3	159.2	22,200	22,100	22,000	22,200	22,100	22,000		300		
310	29.3	138.0	21,800	21,700	21,600	21,800	21,700	21,600		310		
320										320		
330										330		

MLC300 VPC-MAX S-2



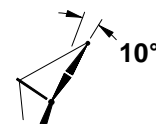
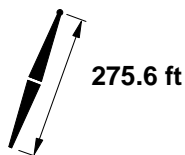
ft	°	ft	34.8 ft			48.0 ft			ft
			0°			0°			
			lb	lb	lb	lb	lb	lb	
60	84.2	357.5	61,800			61,800			60
65	83.4	356.7	60,900	50,900		60,900	50,900		65
70	82.6	355.8	60,100	50,300	43,400	60,100	50,300	43,400	70
75	81.7	354.8	59,300	49,700	43,000	59,300	49,700	43,000	75
80	80.9	353.7	58,600	49,200	42,600	58,600	49,200	42,600	80
85	80.1	352.6	57,800	48,600	42,200	57,800	48,600	42,200	85
90	79.2	351.4	57,000	48,100	41,800	57,000	48,100	41,800	90
95	78.4	350.2	56,200	47,600	41,400	56,200	47,600	41,400	95
100	77.6	348.8	55,400	47,000	41,000	55,400	47,000	41,000	100
105	76.7	347.4	54,700	46,600	40,600	54,700	46,600	40,600	105
110	75.9	345.9	53,800	46,000	40,200	53,800	46,000	40,200	110
115	75.0	344.3	53,000	45,500	39,800	53,000	45,500	39,800	115
120	74.2	342.6	52,100	45,000	39,500	52,100	45,000	39,500	120
125	73.3	340.8	51,200	44,500	39,000	51,200	44,500	39,000	125
130	72.5	339.0	50,400	44,000	38,700	50,400	44,000	38,700	130
140	70.7	335.1	48,800	43,100	38,000	48,800	43,100	38,000	140
150	69.0	330.8	47,300	42,100	37,300	47,300	42,100	37,300	150
160	67.2	326.1	45,800	41,100	36,600	45,800	41,100	36,600	160
170	65.4	321.0	44,500	40,000	35,900	44,500	40,000	35,900	170
180	63.5	315.6	43,200	39,000	35,200	43,200	39,000	35,200	180
190	61.7	309.7	41,400	38,000	34,600	41,400	38,000	34,600	190
200	59.8	303.3	39,600	37,000	33,900	39,600	37,000	33,900	200
210	57.8	296.5	38,000	36,100	33,100	38,000	36,100	33,100	210
220	55.8	289.2	36,500	35,300	32,500	36,500	35,300	32,500	220
230	53.7	281.2	35,100	34,500	31,800	35,100	34,500	31,800	230
240	51.6	272.7	33,800	33,400	31,100	33,800	33,400	31,100	240
250	49.4	263.5	32,600	32,200	30,500	32,600	32,200	30,500	250
260	47.1	253.6	31,500	31,100	29,900	31,500	31,100	29,900	260
270	44.8	242.8	30,400	30,000	29,300	30,400	30,000	29,300	270
280	42.3	231.0	29,400	29,100	28,800	29,400	29,100	28,800	280
290	39.6	218.2	28,400	28,200	27,500	28,400	28,200	28,000	290
300	36.8	203.9	27,000	26,000	25,000	27,000	27,400	27,200	300
310	33.8	188.1	24,400	23,500	22,600	26,800	26,600	26,400	310
320	30.5	170.0	21,900	21,100	20,400	26,100	25,900	25,700	320
330	26.7	149.0	19,600	18,900	18,300	25,400	25,200	25,000	330
340	22.3	123.5	17,300	16,800	16,300	24,800	24,700	24,500	340
350	16.5	89.2	15,100	14,700	14,300	24,300	24,200	24,000	350

MLC300 VPC-MAX S-2



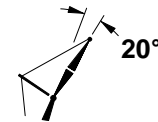
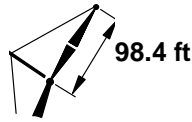
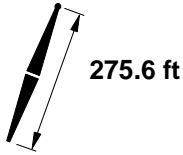
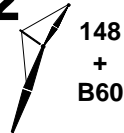
ft	°	ft	34.8 ft			48.0 ft			ft			
			0°			1°				2°		
			lb	lb	lb	lb	lb	lb		lb	lb	lb
60										60		
65										65		
70										70		
75	84.2	351.6	52,300			52,300				75		
80	83.4	350.5	51,600	44,700		51,600	44,700			80		
85	82.6	349.4	50,800	44,300	38,800	50,800	44,300	38,800		85		
90	81.7	348.2	50,100	43,900	38,500	50,100	43,900	38,500		90		
95	80.9	346.9	49,200	43,400	38,200	49,200	43,400	38,200		95		
100	80.0	345.5	47,800	43,100	37,900	47,800	43,100	37,900		100		
105	79.2	344.1	46,600	42,700	37,600	46,600	42,700	37,600		105		
110	78.3	342.5	45,400	42,200	37,400	45,400	42,200	37,400		110		
115	77.5	340.9	44,200	41,700	37,100	44,200	41,700	37,100		115		
120	76.6	339.2	43,100	41,300	36,800	43,100	41,300	36,800		120		
125	75.8	337.5	42,100	40,800	36,600	42,100	40,800	36,600		125		
130	74.9	335.6	41,100	40,300	36,300	41,100	40,300	36,300		130		
140	73.1	331.6	39,200	38,900	35,700	39,200	38,900	35,700		140		
150	71.4	327.3	37,500	37,200	35,100	37,500	37,200	35,100		150		
160	69.6	322.6	35,900	35,600	34,500	35,900	35,600	34,500		160		
170	67.7	317.5	34,500	34,200	33,800	34,500	34,200	33,800		170		
180	65.9	311.9	33,100	32,900	32,700	33,100	32,900	32,700		180		
190	64.0	306.0	31,900	31,700	31,500	31,900	31,700	31,500		190		
200	62.0	299.5	30,800	30,600	30,400	30,800	30,600	30,400		200		
210	60.0	292.6	29,700	29,500	29,300	29,700	29,500	29,300		210		
220	58.0	285.2	28,700	28,500	28,400	28,700	28,500	28,400		220		
230	55.9	277.1	27,800	27,600	27,500	27,800	27,600	27,500		230		
240	53.8	268.5	26,900	26,800	26,700	26,900	26,800	26,700		240		
250	51.5	259.1	26,200	26,000	25,800	26,200	26,000	25,800		250		
260	49.2	249.0	25,400	25,300	25,200	25,400	25,300	25,200		260		
270	46.8	238.0	24,700	24,600	24,500	24,700	24,600	24,500		270		
280	44.2	226.0	24,100	23,900	23,800	24,100	23,900	23,800		280		
290	41.5	212.8	23,500	23,400	23,300	23,500	23,400	23,300		290		
300	38.6	198.2	23,000	22,800	22,800	23,000	22,800	22,800		300		
310	35.5	181.8	22,500	22,400	22,300	22,500	22,400	22,300		310		
320	32.0	163.0	22,100	21,800	21,100	22,100	22,000	21,900		320		
330	28.1	140.9	20,100	19,400	18,800	21,700	21,600	21,600		330		
340										340		
350										350		

MLC300 VPC-MAX S-2



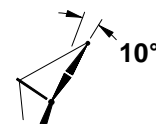
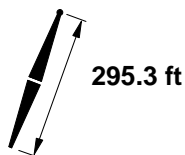

ft	°	ft	34.8 ft			48.0 ft			ft			
			0°			1°				2°		
			lb	lb	lb	lb	lb	lb		lb	lb	
60	84.5	377.4	61,200			61,200			60			
65	83.7	376.6	60,500	50,300		60,500	50,300		65			
70	82.9	375.7	59,700	49,800	42,900	59,700	49,800	42,900	70			
75	82.2	374.8	59,000	49,300	42,500	59,000	49,300	42,500	75			
80	81.4	373.8	58,300	48,800	42,200	58,300	48,800	42,200	80			
85	80.6	372.8	57,600	48,300	41,800	57,600	48,300	41,800	85			
90	79.8	371.6	56,900	47,800	41,500	56,900	47,800	41,500	90			
95	79.0	370.4	56,100	47,300	41,000	56,100	47,300	41,000	95			
100	78.2	369.2	55,500	46,800	40,700	55,500	46,800	40,700	100			
105	77.5	367.8	54,700	46,300	40,300	54,700	46,300	40,300	105			
110	76.7	366.4	54,000	45,900	40,000	54,000	45,900	40,000	110			
115	75.9	364.9	53,300	45,400	39,600	53,300	45,400	39,600	115			
120	75.1	363.3	52,500	44,900	39,300	52,500	44,900	39,300	120			
125	74.2	361.7	51,700	44,500	38,900	51,700	44,500	38,900	125			
130	73.4	359.9	50,900	44,100	38,600	50,900	44,100	38,600	130			
140	71.8	356.2	49,400	43,200	38,000	49,400	43,200	38,000	140			
150	70.2	352.2	48,000	42,300	37,300	48,000	42,300	37,300	150			
160	68.5	347.8	46,600	41,400	36,600	46,600	41,400	36,600	160			
170	66.8	343.1	45,300	40,500	36,000	45,300	40,500	36,000	170			
180	65.1	338.0	44,000	39,500	35,400	44,000	39,500	35,400	180			
190	63.3	332.5	42,800	38,600	34,800	42,800	38,600	34,800	190			
200	61.5	326.6	41,200	37,600	34,200	41,200	37,600	34,200	200			
210	59.7	320.3	39,500	36,800	33,600	39,500	36,800	33,600	210			
220	57.9	313.5	38,000	35,900	32,900	38,000	35,900	32,900	220			
230	56.0	306.2	36,600	35,200	32,300	36,600	35,200	32,300	230			
240	54.1	298.5	35,200	34,400	31,700	35,200	34,400	31,700	240			
250	52.1	290.1	34,000	33,600	31,000	34,000	33,600	31,000	250			
260	50.0	281.1	32,800	32,400	30,500	32,800	32,400	30,500	260			
270	47.9	271.5	31,800	31,400	29,900	31,800	31,400	29,900	270			
280	45.7	261.0	30,400	29,000	27,600	30,700	30,400	29,400	280			
290	43.4	249.8	27,400	26,200	24,900	29,800	29,500	29,000	290			
300	40.9	237.5	24,700	23,500	22,500	28,800	28,600	28,400	300			
310	38.4	224.1	22,100	21,100	20,100	28,000	27,800	27,600	310			
320	35.6	209.3	19,700	18,800	17,900	27,200	27,000	26,800	320			
330	32.7	192.8	17,400	16,600	15,800	26,500	26,300	26,100	330			
340	29.4	174.1	15,200	14,500	13,800	25,800	25,700	25,500	340			
350	25.8	152.3	13,100	12,500	11,900	25,200	25,100	24,900	350			
360	21.4	125.7	11,000	10,500	10,100	24,700	24,600	24,400	360			

MLC300 VPC-MAX S-2



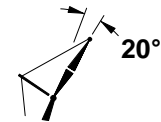
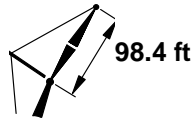
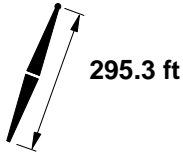
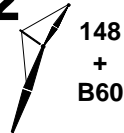
ft	°	ft	34.8 ft			48.0 ft			ft			
			0°			1°				2°		
			lb	lb	lb	lb	lb	lb		lb	lb	
60									60			
65									65			
70									70			
75	84.5	371.5	52,100			52,100			75			
80	83.8	370.5	51,400	44,300		51,400	44,300		80			
85	83.0	369.5	50,800	43,900	38,400	50,800	43,900	38,400	85			
90	82.2	368.3	50,100	43,600	38,100	50,100	43,600	38,100	90			
95	81.4	367.1	49,400	43,300	37,900	49,400	43,300	37,900	95			
100	80.6	365.8	48,500	42,800	37,700	48,500	42,800	37,700	100			
105	79.8	364.5	47,400	42,500	37,400	47,400	42,500	37,400	105			
110	79.0	363.0	46,200	42,100	37,100	46,200	42,100	37,100	110			
115	78.2	361.5	45,000	41,700	36,900	45,000	41,700	36,900	115			
120	77.4	359.9	44,000	41,300	36,700	44,000	41,300	36,700	120			
125	76.5	358.2	42,900	40,900	36,500	42,900	40,900	36,500	125			
130	75.7	356.5	41,900	40,400	36,200	41,900	40,400	36,200	130			
140	74.1	352.8	40,100	39,600	35,600	40,100	39,600	35,600	140			
150	72.4	348.7	38,400	38,100	35,200	38,400	38,100	35,200	150			
160	70.7	344.3	36,800	36,500	34,600	36,800	36,500	34,600	160			
170	69.0	339.5	35,400	35,100	34,000	35,400	35,100	34,000	170			
180	67.3	334.3	34,100	33,800	33,400	34,100	33,800	33,400	180			
190	65.5	328.8	32,900	32,600	32,400	32,900	32,600	32,400	190			
200	63.7	322.8	31,700	31,500	31,300	31,700	31,500	31,300	200			
210	61.9	316.4	30,700	30,400	30,200	30,700	30,400	30,200	210			
220	60.0	309.5	29,700	29,400	29,300	29,700	29,400	29,300	220			
230	58.1	302.2	28,700	28,500	28,300	28,700	28,500	28,300	230			
240	56.1	294.3	27,800	27,700	27,500	27,800	27,700	27,500	240			
250	54.1	285.8	27,100	26,900	26,700	27,100	26,900	26,700	250			
260	52.0	276.7	26,300	26,100	26,000	26,300	26,100	26,000	260			
270	49.8	266.9	25,600	25,400	25,300	25,600	25,400	25,300	270			
280	47.6	256.2	24,900	24,800	24,700	24,900	24,800	24,700	280			
290	45.2	244.7	24,300	24,200	24,100	24,300	24,200	24,100	290			
300	42.8	232.2	23,800	23,600	23,500	23,800	23,600	23,500	300			
310	40.1	218.4	23,200	22,100	21,100	23,200	23,100	23,000	310			
320	37.3	203.2	20,600	19,700	18,800	22,700	22,600	22,500	320			
330	34.3	186.2	18,100	17,300	16,500	22,300	22,200	22,100	330			
340	30.9	166.7	15,800	15,100	14,400	22,000	21,900	21,800	340			
350	27.0	143.7	13,500	12,900	12,300	21,700	21,500	21,500	350			
360									360			

MLC300 VPC-MAX S-2



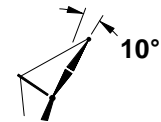
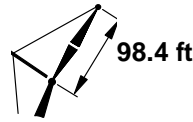
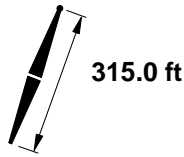
ft	°	ft	34.8 ft			48.0 ft			ft			
			0°			1°				2°		
			lb	lb	lb	lb	lb	lb		lb	lb	
60	84.8	397.2	60,100			60,100			60			
65	84.0	396.5	59,400			59,400			65			
70	83.3	395.7	58,800	48,900		58,800	48,900		70			
75	82.6	394.8	58,100	48,400	40,700	58,100	48,400	40,700	75			
80	81.8	393.9	57,500	48,000	40,700	57,500	48,000	40,700	80			
85	81.1	392.9	56,800	47,500	40,700	56,800	47,500	40,700	85			
90	80.3	391.8	56,200	47,100	40,700	56,200	47,100	40,700	90			
95	79.6	390.7	55,600	46,700	40,400	55,600	46,700	40,400	95			
100	78.8	389.5	54,900	46,200	40,100	54,900	46,200	40,100	100			
105	78.1	388.2	54,400	45,800	39,800	54,400	45,800	39,800	105			
110	77.3	386.8	53,700	45,400	39,500	53,700	45,400	39,500	110			
115	76.6	385.4	53,100	45,000	39,200	53,100	45,000	39,200	115			
120	75.8	383.9	52,400	44,600	38,800	52,400	44,600	38,800	120			
125	75.1	382.4	51,700	44,100	38,500	51,700	44,100	38,500	125			
130	74.3	380.7	51,100	43,800	38,200	51,100	43,800	38,200	130			
140	72.8	377.2	49,700	43,000	37,600	49,700	43,000	37,600	140			
150	71.2	373.4	48,300	42,200	37,000	48,300	42,200	37,000	150			
160	69.6	369.3	47,000	41,400	36,500	47,000	41,400	36,500	160			
170	68.0	364.9	45,800	40,600	35,900	45,800	40,600	35,900	170			
180	66.4	360.1	44,600	39,800	35,300	44,600	39,800	35,300	180			
190	64.8	354.9	43,400	38,900	34,800	43,400	38,900	34,800	190			
200	63.1	349.4	42,400	38,100	34,300	42,400	38,100	34,300	200			
210	61.4	343.5	40,900	37,200	33,700	40,900	37,200	33,700	210			
220	59.7	337.2	39,300	36,400	33,200	39,300	36,400	33,200	220			
230	58.0	330.5	37,800	35,500	32,700	37,800	35,500	32,700	230			
240	56.2	323.3	36,500	34,300	32,100	36,500	34,300	32,100	240			
250	54.3	315.6	35,200	33,200	31,500	35,200	33,200	31,500	250			
260	52.5	307.4	34,000	32,200	30,800	34,000	32,200	30,800	260			
270	50.5	298.6	32,600	30,900	29,200	32,900	31,300	30,000	270			
280	48.5	289.2	29,400	27,900	26,400	32,000	30,400	29,200	280			
290	46.5	279.1	26,500	25,100	23,800	30,900	29,700	28,500	290			
300	44.3	268.2	23,800	22,500	21,300	30,000	29,100	27,900	300			
310	42.1	256.5	21,200	20,100	19,000	29,200	28,500	27,400	310			
320	39.7	243.7	18,800	17,800	16,800	28,400	28,000	26,900	320			
330	37.2	229.8	16,500	15,600	14,700	27,600	27,400	26,500	330			
340	34.5	214.4	14,400	13,500	12,700	27,000	26,700	26,300	340			
350	31.7	197.3	12,300	11,600	10,900	26,300	26,100	25,900	350			
360	28.5	177.9	10,300	9,700	9,100	25,600	25,500	25,300	360			
370	24.9	155.3	8,400	7,900	7,400	25,200	24,800	24,000	370			
380	20.6	127.8	6,600			23,700	23,000	22,300	380			

MLC300 VPC-MAX S-2



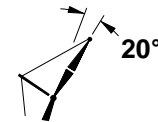
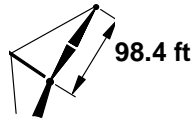
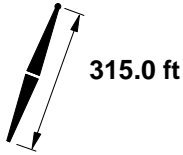
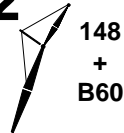
ft	°	ft	34.8 ft			48.0 ft			ft			
			0°			1°				2°		
			lb	lb	lb	lb	lb	lb		lb	lb	
60									60			
65									65			
70									70			
75	84.8	391.5	51,700			51,700			75			
80	84.1	390.5	51,000			51,000			80			
85	83.3	389.5	50,400	43,300		50,400	43,300		85			
90	82.6	388.4	49,900	43,000	35,600	49,900	43,000	35,600	90			
95	81.8	387.3	49,200	42,700	35,600	49,200	42,700	35,600	95			
100	81.1	386.1	48,600	42,400	35,400	48,600	42,400	35,400	100			
105	80.3	384.8	47,800	42,100	35,200	47,800	42,100	35,200	105			
110	79.6	383.4	46,700	41,800	35,000	46,700	41,800	35,000	110			
115	78.8	382.0	45,600	41,400	34,800	45,600	41,400	34,800	115			
120	78.0	380.5	44,500	41,100	34,500	44,500	41,100	34,500	120			
125	77.3	378.9	43,600	40,800	34,300	43,600	40,800	34,300	125			
130	76.5	377.3	42,600	40,400	34,000	42,600	40,400	34,000	130			
140	74.9	373.7	40,800	39,600	33,500	40,800	39,600	33,500	140			
150	73.4	369.9	39,100	38,700	32,900	39,100	38,700	32,900	150			
160	71.8	365.7	37,600	37,200	32,400	37,600	37,200	32,400	160			
170	70.2	361.2	36,200	35,800	31,800	36,200	35,800	31,800	170			
180	68.5	356.4	34,900	34,600	31,300	34,900	34,600	31,300	180			
190	66.9	351.2	33,600	33,400	30,800	33,600	33,400	30,800	190			
200	65.2	345.6	32,500	32,300	30,200	32,500	32,300	30,200	200			
210	63.5	339.7	31,400	31,200	29,800	31,400	31,200	29,800	210			
220	61.8	333.3	30,500	30,200	29,300	30,500	30,200	29,300	220			
230	60.0	326.5	29,500	29,300	28,900	29,500	29,300	28,900	230			
240	58.2	319.2	28,700	28,500	28,300	28,700	28,500	28,300	240			
250	56.3	311.4	27,900	27,700	27,500	27,900	27,700	27,500	250			
260	54.4	303.1	27,100	26,900	26,800	27,100	26,900	26,800	260			
270	52.4	294.2	26,400	26,200	26,100	26,400	26,200	26,100	270			
280	50.4	284.6	25,700	25,600	25,400	25,700	25,600	25,400	280			
290	48.3	274.3	25,100	24,900	24,800	25,100	24,900	24,800	290			
300	46.1	263.2	24,500	23,800	22,600	24,500	24,400	24,200	300			
310	43.8	251.2	22,400	21,200	20,100	24,000	23,800	23,700	310			
320	41.4	238.2	19,900	18,800	17,800	23,400	23,300	23,200	320			
330	38.8	223.9	17,500	16,500	15,600	23,000	22,800	22,700	330			
340	36.1	208.1	15,200	14,300	13,500	22,500	22,400	22,300	340			
350	33.1	190.4	13,000	12,200	11,500	22,200	22,100	22,000	350			
360	29.8	170.2	10,900	10,200	9,600	21,900	21,800	21,700	360			
370	26.0	146.4	8,800	8,300	7,700	21,600	21,500	21,400	370			
380									380			

MLC300 VPC-MAX S-2



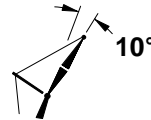
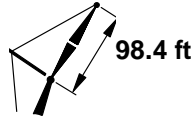
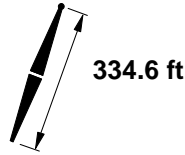
ft	°	ft	34.8 ft			48.0 ft			ft			
			0°			1°				2°		
			lb	lb	lb	lb	lb	lb		lb	lb	
65	84.3	416.4	58,500			58,500			65			
70	83.6	415.6	57,900	47,800		57,900	47,800		70			
75	82.9	414.8	57,400	47,700	34,400	57,400	47,700	34,400	75			
80	82.2	413.9	56,800	47,300	34,400	56,800	47,300	34,400	80			
85	81.5	412.9	56,200	46,900	34,400	56,200	46,900	34,400	85			
90	80.8	411.9	55,700	46,500	34,400	55,700	46,500	34,400	90			
95	80.1	410.8	55,200	46,100	34,400	55,200	46,100	34,400	95			
100	79.4	409.7	54,600	45,700	34,400	54,600	45,700	34,400	100			
105	78.7	408.5	54,100	45,300	34,400	54,100	45,300	34,400	105			
110	78.0	407.2	53,500	45,000	34,400	53,500	45,000	34,400	110			
115	77.2	405.8	53,000	44,600	34,400	53,000	44,600	34,400	115			
120	76.5	404.4	52,400	44,200	34,400	52,400	44,200	34,400	120			
125	75.8	403.0	51,800	43,900	34,400	51,800	43,900	34,400	125			
130	75.1	401.4	51,200	43,500	34,400	51,200	43,500	34,400	130			
140	73.6	398.1	50,000	42,700	34,400	50,000	42,700	34,400	140			
150	72.1	394.5	48,700	42,100	34,400	48,700	42,100	34,400	150			
160	70.7	390.6	47,500	41,400	34,400	47,500	41,400	34,400	160			
170	69.2	386.4	46,300	40,700	34,400	46,300	40,700	34,400	170			
180	67.6	381.9	45,200	39,900	34,400	45,200	39,900	34,400	180			
190	66.1	377.1	44,100	39,200	34,400	44,100	39,200	34,400	190			
200	64.5	371.9	43,000	38,500	34,300	43,000	38,500	34,300	200			
210	63.0	366.4	42,000	37,700	33,800	42,000	37,700	33,800	210			
220	61.3	360.5	40,800	36,900	33,300	40,800	36,900	33,300	220			
230	59.7	354.2	39,300	36,200	32,900	39,300	36,200	32,900	230			
240	58.0	347.5	38,000	35,500	32,400	38,000	35,500	32,400	240			
250	56.3	340.4	36,700	34,800	31,900	36,700	34,800	31,900	250			
260	54.6	332.8	33,700	31,600	29,700	35,500	34,100	31,300	260			
270	52.8	324.7	30,300	28,500	26,700	34,300	33,500	30,800	270			
280	51.0	316.1	27,200	25,500	23,900	33,300	32,900	30,300	280			
290	49.1	306.9	24,300	22,700	21,200	32,300	31,900	29,900	290			
300	47.2	297.0	21,500	20,100	18,800	31,300	31,000	29,400	300			
310	45.2	286.5	19,000	17,700	16,500	30,500	30,100	29,000	310			
320	43.1	275.2	16,600	15,400	14,300	29,600	29,300	28,600	320			
330	40.9	263.0	14,300	13,200	12,200	28,800	28,500	28,200	330			
340	38.6	249.7	12,100	11,200	10,200	28,100	27,800	27,600	340			
350	36.1	235.3	10,100	9,200	8,400	27,400	26,900	25,800	350			
360	33.5	219.4	8,100	7,400	6,600	26,000	25,000	23,900	360			
370	30.7	201.7				24,100	23,100	22,200	370			
380	27.6	181.6				22,200	21,300	20,500	380			
390	24.1	158.3				20,400	19,600	18,900	390			
400	19.9	129.8				18,600	18,000	17,300	400			

MLC300 VPC-MAX S-2



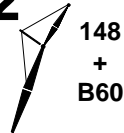
ft	°	ft	34.8 ft			48.0 ft			ft			
			0°			1°				2°		
			lb	lb	lb	lb	lb	lb		lb	lb	
65									65			
70									70			
75									75			
80	84.4	410.5	50,700			50,700			80			
85	83.7	409.5	50,200	42,600		50,200	42,600		85			
90	82.9	408.5	49,600	42,500	29,900	49,600	42,500	29,900	90			
95	82.2	407.4	49,000	42,200	29,900	49,000	42,200	29,900	95			
100	81.5	406.2	48,500	41,900	29,900	48,500	41,900	29,900	100			
105	80.8	405.0	48,000	41,700	29,900	48,000	41,700	29,900	105			
110	80.1	403.7	47,400	41,400	29,900	47,400	41,400	29,900	110			
115	79.3	402.4	46,400	41,100	29,900	46,400	41,100	29,900	115			
120	78.6	401.0	45,400	40,900	29,900	45,400	40,900	29,900	120			
125	77.9	399.5	44,400	40,600	29,900	44,400	40,600	29,900	125			
130	77.2	397.9	43,500	40,300	29,900	43,500	40,300	29,900	130			
140	75.7	394.6	41,700	39,600	29,900	41,700	39,600	29,900	140			
150	74.2	390.9	40,000	38,900	29,900	40,000	38,900	29,900	150			
160	72.7	387.0	38,500	38,100	29,900	38,500	38,100	29,900	160			
170	71.2	382.8	37,100	36,700	29,900	37,100	36,700	29,900	170			
180	69.6	378.2	35,800	35,500	29,900	35,800	35,500	29,900	180			
190	68.1	373.3	34,600	34,300	29,900	34,600	34,300	29,900	190			
200	66.5	368.1	33,400	33,200	29,900	33,400	33,200	29,900	200			
210	64.9	362.5	32,400	32,100	29,900	32,400	32,100	29,900	210			
220	63.3	356.6	31,400	31,100	29,500	31,400	31,100	29,500	220			
230	61.6	350.2	30,400	30,200	29,100	30,400	30,200	29,100	230			
240	60.0	343.4	29,500	29,300	28,700	29,500	29,300	28,700	240			
250	58.2	336.2	28,700	28,500	28,300	28,700	28,500	28,300	250			
260	56.5	328.5	27,900	27,800	27,600	27,900	27,800	27,600	260			
270	54.7	320.3	27,200	27,100	26,900	27,200	27,100	26,900	270			
280	52.8	311.6	26,600	26,400	25,600	26,600	26,400	26,200	280			
290	50.9	302.2	25,900	24,300	22,800	25,900	25,700	25,600	290			
300	48.9	292.2	23,000	21,600	20,200	25,300	25,100	25,000	300			
310	46.9	281.5	20,400	19,000	17,800	24,700	24,600	24,400	310			
320	44.7	270.0	17,800	16,600	15,500	24,200	24,000	23,900	320			
330	42.5	257.5	15,400	14,300	13,300	23,700	23,600	23,400	330			
340	40.2	244.0	13,200	12,200	11,200	23,200	23,100	23,000	340			
350	37.7	229.1	11,000	10,100	9,200	22,800	22,700	22,600	350			
360	35.0	212.8	8,900	8,100	7,400	22,400	22,300	22,200	360			
370	32.1	194.5	6,900			22,100	22,000	21,900	370			
380	28.8	173.5				21,700	21,600	20,900	380			
390									390			
400									400			

MLC300 VPC-MAX S-2

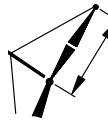


ft	°	ft	34.8 ft		48.0 ft		ft
			0°		1°		
			lb	lb	lb	lb	
65	84.6	436.2	57,000		57,000		65
70	83.9	435.5	56,500	40,200	56,500	40,200	70
75	83.3	434.7	56,000	40,200	56,000	40,200	75
80	82.6	433.9	55,500	40,200	55,500	40,200	80
85	81.9	433.0	55,000	40,200	55,000	40,200	85
90	81.2	432.0	54,500	40,200	54,500	40,200	90
95	80.6	431.0	54,000	40,200	54,000	40,200	95
100	79.9	429.9	53,600	40,200	53,600	40,200	100
105	79.2	428.7	53,100	40,200	53,100	40,200	105
110	78.5	427.5	52,500	40,200	52,500	40,200	110
115	77.8	426.2	52,100	40,200	52,100	40,200	115
120	77.2	424.9	51,600	40,200	51,600	40,200	120
125	76.5	423.5	51,100	40,200	51,100	40,200	125
130	75.8	422.0	50,600	40,200	50,600	40,200	130
140	74.4	418.8	49,600	40,200	49,600	40,200	140
150	73.0	415.4	48,500	40,200	48,500	40,200	150
160	71.6	411.7	47,300	40,200	47,300	40,200	160
170	70.2	407.8	46,300	40,100	46,300	40,100	170
180	68.7	403.5	44,200	38,400	44,200	38,400	180
190	67.3	398.9	42,300	36,800	42,300	36,800	190
200	65.8	394.0	40,600	35,300	40,600	35,300	200
210	64.3	388.8	38,900	33,900	38,900	33,900	210
220	62.8	383.3	37,400	32,500	37,400	32,500	220
230	61.3	377.4	35,900	31,300	35,900	31,300	230
240	59.7	371.1	34,600	30,100	34,600	30,100	240
250	58.1	364.5	33,400	29,100	33,400	29,100	250
260	56.5	357.4	32,200	28,100	32,200	28,100	260
270	54.8	349.9	29,200	27,100	31,100	27,100	270
280	53.1	341.9	26,100	24,300	30,200	26,200	280
290	51.4	333.5	23,200	21,500	29,200	25,400	290
300	49.6	324.5	20,400	18,900	28,300	24,700	300
310	47.8	314.9	17,900	16,500	27,500	23,900	310
320	45.9	304.6	15,500	14,200	26,700	23,200	320
330	43.9	293.7	13,200	12,000	26,000	22,600	330
340	41.9	281.9	11,100	10,000	25,400	22,100	340
350	39.8	269.2	9,000	8,100	24,800	21,500	350
360	37.5	255.5	7,100		24,300	21,100	360
370	35.1	240.6			23,300	20,700	370
380	32.6	224.2			21,500	20,400	380
390	29.8	205.9			19,700	18,800	390
400	26.8	185.2			18,000	17,200	400
410	23.4	161.1			16,400	15,700	410
420	19.2	131.6			14,800	14,200	420

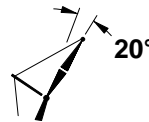
MLC300 VPC-MAX S-2



334.6 ft



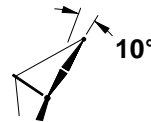
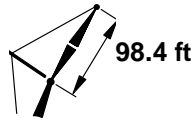
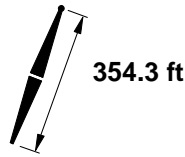
98.4 ft



20°

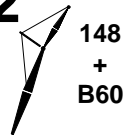
ft	°	ft	34.8 ft		48.0 ft		ft
			0°		1°		
			lb	lb	lb	lb	
65							65
70							70
75							75
80	84.6	430.4	49,900		49,900		80
85	83.9	429.5	49,500	35,600	49,500	35,600	85
90	83.3	428.5	49,000	35,600	49,000	35,600	90
95	82.6	427.5	48,500	35,600	48,500	35,600	95
100	81.9	426.4	48,000	35,600	48,000	35,600	100
105	81.2	425.2	47,500	35,600	47,500	35,600	105
110	80.5	424.0	47,000	35,600	47,000	35,600	110
115	79.8	422.7	46,500	35,600	46,500	35,600	115
120	79.2	421.3	45,500	35,600	45,500	35,600	120
125	78.5	419.9	44,600	35,600	44,600	35,600	125
130	77.8	418.4	43,700	35,600	43,700	35,600	130
140	76.4	415.3	41,900	35,600	41,900	35,600	140
150	75.0	411.8	40,400	35,600	40,400	35,600	150
160	73.5	408.1	38,900	35,300	38,900	35,300	160
170	72.1	404.1	37,600	34,700	37,600	34,700	170
180	70.7	399.8	36,300	34,200	36,300	34,200	180
190	69.2	395.2	35,100	33,100	35,100	33,100	190
200	67.7	390.2	34,000	31,900	34,000	31,900	200
210	66.2	385.0	32,900	30,700	32,900	30,700	210
220	64.7	379.4	32,000	29,700	32,000	29,700	220
230	63.1	373.4	31,000	28,600	31,000	28,600	230
240	61.5	367.1	30,100	27,700	30,100	27,700	240
250	59.9	360.4	29,300	26,800	29,300	26,800	250
260	58.3	353.2	28,600	26,000	28,600	26,000	260
270	56.6	345.6	27,900	25,200	27,900	25,200	270
280	54.9	337.5	27,200	24,400	27,200	24,400	280
290	53.1	329.0	24,900	23,200	26,500	23,700	290
300	51.3	319.8	22,100	20,500	25,900	23,000	300
310	49.5	310.1	19,400	18,000	25,300	22,500	310
320	47.6	299.7	16,900	15,600	24,800	21,900	320
330	45.6	288.5	14,500	13,300	24,300	21,400	330
340	43.5	276.5	12,300	11,200	23,800	20,900	340
350	41.3	263.6	10,100	9,100	23,400	20,500	350
360	39.0	249.6	8,100	7,200	23,000	20,200	360
370	36.6	234.2			22,600	19,900	370
380	33.9	217.3			22,000	19,600	380
390	31.1	198.4			20,200	19,300	390
400	27.9	176.7			18,400	17,600	400
410							410
420							420

MLC300 VPC-MAX S-2

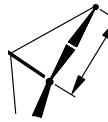


ft	°	ft	34.8 ft		48.0 ft		ft
			0°		1°		
			lb	lb	lb	lb	
65	84.8	456.1	55,900		55,900		65
70	84.2	455.4	55,400		55,400		70
75	83.5	454.6	55,000	33,700	55,000	33,700	75
80	82.9	453.8	54,500	33,700	54,500	33,700	80
85	82.3	453.0	54,100	33,700	54,100	33,700	85
90	81.6	452.0	53,600	33,700	53,600	33,700	90
95	81.0	451.0	53,200	33,700	53,200	33,700	95
100	80.3	450.0	52,800	33,700	52,800	33,700	100
105	79.7	448.9	52,400	33,700	52,400	33,700	105
110	79.0	447.7	51,900	33,700	51,900	33,700	110
115	78.4	446.5	51,500	33,700	51,500	33,700	115
120	77.7	445.2	51,000	33,700	51,000	33,700	120
125	77.1	443.9	50,600	33,700	50,600	33,700	125
130	76.4	442.5	50,200	33,700	50,200	33,700	130
140	75.1	439.5	49,300	33,700	49,300	33,700	140
150	73.8	436.2	48,400	33,700	48,400	33,700	150
160	72.4	432.7	47,400	33,700	47,400	33,700	160
170	71.1	429.0	45,300	33,700	45,300	33,700	170
180	69.7	424.9	43,200	33,700	43,200	33,700	180
190	68.3	420.6	41,200	33,700	41,200	33,700	190
200	66.9	416.0	39,300	33,300	39,300	33,300	200
210	65.5	411.0	37,600	31,900	37,600	31,900	210
220	64.1	405.8	36,000	30,500	36,000	30,500	220
230	62.7	400.2	34,400	29,300	34,400	29,300	230
240	61.2	394.3	33,100	28,000	33,100	28,000	240
250	59.7	388.1	31,700	26,900	31,700	26,900	250
260	58.2	381.5	30,400	25,900	30,500	25,900	260
270	56.6	374.5	27,000	24,900	29,400	24,900	270
280	55.1	367.0	23,900	21,900	28,400	24,000	280
290	53.4	359.2	20,900	19,100	27,400	23,200	290
300	51.8	350.8	18,200	16,600	26,400	22,400	300
310	50.1	342.0	15,700	14,100	25,600	21,600	310
320	48.4	332.6	13,300	11,900	24,800	21,000	320
330	46.6	322.6	11,000	9,700	24,100	20,300	330
340	44.7	312.0	8,900	7,700	23,400	19,700	340
350	42.8	300.6	6,800		22,900	19,200	350
360	40.8	288.4			22,300	18,800	360
370	38.7	275.3			21,800	18,400	370
380	36.5	261.2			19,900	18,100	380
390	34.2	245.7			18,100	17,100	390
400	31.7	228.8			16,500	15,500	400
410	29.0	209.9			14,900	14,000	410
420	26.1	188.6			13,300	12,500	420
430	22.7	163.7			11,800	11,100	430
440	18.6	133.3			10,300	9,800	440

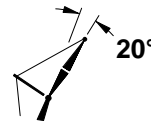
MLC300 VPC-MAX S-2



354.3 ft



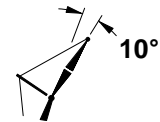
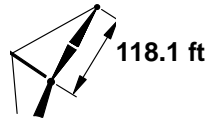
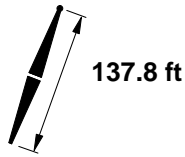
98.4 ft



20°

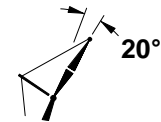
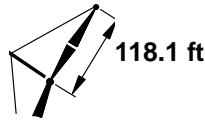
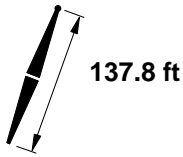
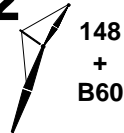
ft	°	ft	34.8 ft		48.0 ft		ft
			0°		1°		
			lb	lb	lb	lb	
65							65
70							70
75							75
80	84.9	450.3	49,200		49,200		80
85	84.2	449.5	48,800		48,800		85
90	83.6	448.5	48,500	29,900	48,500	29,900	90
95	82.9	447.5	48,100	29,900	48,100	29,900	95
100	82.3	446.5	47,600	29,900	47,600	29,900	100
105	81.6	445.4	47,200	29,900	47,200	29,900	105
110	81.0	444.2	46,700	29,900	46,700	29,900	110
115	80.3	443.0	46,300	29,900	46,300	29,900	115
120	79.6	441.7	45,900	29,900	45,900	29,900	120
125	79.0	440.3	45,100	29,900	45,100	29,900	125
130	78.3	438.9	44,200	29,900	44,200	29,900	130
140	77.0	435.9	42,500	29,900	42,500	29,900	140
150	75.7	432.6	41,000	29,900	41,000	29,900	150
160	74.3	429.1	39,500	29,900	39,500	29,900	160
170	72.9	425.3	38,100	29,900	38,100	29,900	170
180	71.6	421.2	36,900	29,900	36,900	29,900	180
190	70.2	416.8	35,700	29,900	35,700	29,900	190
200	68.8	412.1	34,600	29,900	34,600	29,900	200
210	67.3	407.2	33,500	29,500	33,500	29,500	210
220	65.9	401.9	32,600	28,300	32,600	28,300	220
230	64.4	396.3	31,600	27,200	31,600	27,200	230
240	62.9	390.3	30,700	26,100	30,700	26,100	240
250	61.4	384.0	29,600	25,200	29,600	25,200	250
260	59.9	377.3	28,600	24,300	28,600	24,300	260
270	58.3	370.2	27,500	23,400	27,500	23,400	270
280	56.8	362.7	25,900	22,600	26,600	22,600	280
290	55.1	354.7	22,900	21,000	25,700	21,800	290
300	53.5	346.3	20,000	18,300	24,900	21,100	300
310	51.7	337.3	17,300	15,800	24,200	20,500	310
320	50.0	327.8	14,800	13,400	23,500	19,900	320
330	48.2	317.7	12,500	11,100	22,900	19,300	330
340	46.3	306.8	10,200	9,000	22,300	18,800	340
350	44.3	295.3	8,100	7,000	21,800	18,400	350
360	42.3	282.9			21,300	18,000	360
370	40.2	269.5			21,000	17,600	370
380	37.9	255.0			20,600	17,400	380
390	35.5	239.1			18,800	17,200	390
400	33.0	221.7			17,000	16,000	400
410	30.2	202.1			15,300	14,400	410
420	27.1	179.8			13,600	12,900	420
430							430
440							440

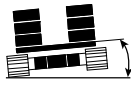
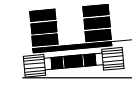
MLC300 VPC-MAX S-2



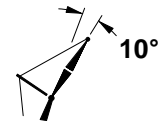
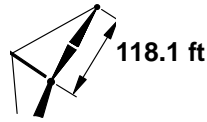
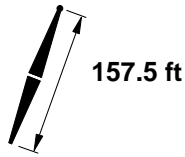
ft	°	ft	34.8 ft			48.0 ft			ft			
			0°			1°				2°		
			lb	lb	lb	lb	lb	lb		lb	lb	
65	81.9	256.2	48,400	41,100 ^c		48,400	41,100 ^c		65			
70	80.8	254.9	47,000	40,200 ^b	34,800 ^c	47,000	40,200 ^b	34,800 ^c	70			
75	79.6	253.6	45,700	39,400	34,200 ^c	45,700	39,400	34,200 ^c	75			
80	78.5	252.1	44,400	38,500	33,600 ^b	44,400	38,500	33,600 ^b	80			
85	77.3	250.5	43,200	37,600	33,100	43,200	37,600	33,100	85			
90	76.1	248.8	42,000	36,800	32,500	42,000	36,800	32,500	90			
95	74.9	247.0	40,700	35,900	31,900	40,700	35,900	31,900	95			
100	73.7	245.1	39,600	35,100	31,200	39,600	35,100	31,200	100			
105	72.5	243.0	38,500	34,300	30,600	38,500	34,300	30,600	105			
110	71.3	240.8	37,400	33,400	30,000	37,400	33,400	30,000	110			
115	70.1	238.5	36,300	32,600	29,400	36,300	32,600	29,400	115			
120	68.8	236.1	35,400	31,900	28,800	35,400	31,900	28,800	120			
125	67.6	233.5	34,400	31,200	28,200	34,400	31,200	28,200	125			
130	66.3	230.8	33,500	30,400	27,600	33,500	30,400	27,600	130			
140	63.7	224.9	31,700	29,000	26,500	31,700	29,000	26,500	140			
150	61.0	218.3	30,000	27,700	25,400	30,000	27,700	25,400	150			
160	58.3	211.1	28,600	26,400	24,400	28,600	26,400	24,400	160			
170	55.4	203.1	27,200	25,300	23,400	27,200	25,300	23,400	170			
180	52.4	194.2	25,900	24,200	22,500	25,900	24,200	22,500	180			
190	49.3	184.4	24,700	23,100	21,600	24,700	23,100	21,600	190			
200	45.9	173.3	23,600	22,100	20,800	23,600	22,100	20,800	200			
210	42.3	160.8	22,600	21,300	20,100	22,600	21,300	20,100	210			
220	38.4	146.5	21,700	20,400	19,300	21,700	20,400	19,300	220			
230	34.1	129.6	20,700	19,800	18,700	20,700	19,800	18,700	230			
240	29.0	109.2	19,800	19,100	18,200	19,800	19,100	18,200	240			
250	22.5	82.0	19,000	18,700	17,700	19,000	18,700	17,700	250			

MLC300 VPC-MAX S-2



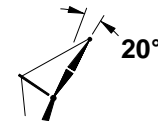
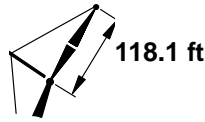
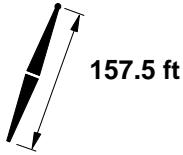
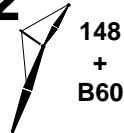
ft	°	ft	34.8 ft			48.0 ft			ft
									
			0° lb	1° lb	2° lb	0° lb	1° lb	2° lb	
65								65	
70								70	
75								75	
80	82.6	249.0	38,900	34,600b	29,700	38,900	34,600b	29,700	
85	81.4	247.4	37,800	33,800b	28,600	37,800	33,800b	28,600	
90	80.2	245.7	36,900	33,100	27,500	36,900	33,100	27,500	
95	79.0	243.8	35,900	32,300	26,400	35,900	32,300	26,400	
100	77.8	241.9	35,000	31,600	25,400	35,000	31,600	25,400	
105	76.6	239.8	33,800	30,900	24,500	33,800	30,900	24,500	
110	75.4	237.6	32,600	30,200	23,600	32,600	30,200	23,600	
115	74.1	235.2	31,500	29,600	22,700	31,500	29,600	22,700	
120	72.8	232.7	30,400	28,900	21,900	30,400	28,900	21,900	
125	71.6	230.1	29,500	28,200	21,200	29,500	28,200	21,200	
130	70.3	227.4	28,600	27,600	20,500	28,600	27,600	20,500	
140	67.6	221.4	26,800	26,500	20,200	26,800	26,500	20,200	
150	64.9	214.7	25,200	25,000	19,300	25,200	25,000	19,300	
160	62.1	207.4	23,800	23,700	18,500	23,800	23,700	18,500	
170	59.2	199.2	22,600	22,500	18,000	22,600	22,500	18,000	
180	56.1	190.2	21,500	21,400	17,800	21,500	21,400	17,800	
190	52.9	180.0	20,500	20,300	17,100	20,500	20,300	17,100	
200	49.5	168.7	19,500	19,400	16,700	19,500	19,400	16,700	
210	45.8	155.8	18,700	18,600	16,500	18,700	18,600	16,500	
220	41.7	140.9	17,900	17,800	16,500	17,900	17,800	16,500	
230	37.2	123.3	17,300	17,200	16,500	17,300	17,200	16,500	
240	31.7	101.5	16,700	16,700	16,500	16,700	16,700	16,500	
250								250	

MLC300 VPC-MAX S-2



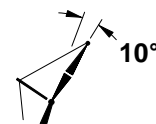

ft	°	ft	34.8 ft			48.0 ft			ft			
			0°			1°				2°		
			lb	lb	lb	lb	lb	lb		lb	lb	
55	84.7	278.4	51,200 ^b			51,200 ^b			55			
60	83.6	277.4	50,000	42,000 ^c		50,000	42,000 ^c		60			
65	82.5	276.3	48,800	41,200 ^b	35,500 ^c	48,800	41,200 ^b	35,500 ^c	65			
70	81.5	275.2	47,600	40,400	35,000 ^c	47,600	40,400	35,000 ^c	70			
75	80.4	273.9	46,300	39,700	34,400 ^b	46,300	39,700	34,400 ^b	75			
80	79.3	272.5	45,100	38,900	33,800	45,100	38,900	33,800	80			
85	78.2	271.1	43,900	38,100	33,300	43,900	38,100	33,300	85			
90	77.1	269.5	42,800	37,300	32,800	42,800	37,300	32,800	90			
95	76.0	267.8	41,700	36,600	32,200	41,700	36,600	32,200	95			
100	74.9	266.1	40,600	35,800	31,700	40,600	35,800	31,700	100			
105	73.8	264.2	39,600	35,000	31,100	39,600	35,000	31,100	105			
110	72.7	262.2	38,500	34,200	30,600	38,500	34,200	30,600	110			
115	71.6	260.0	37,500	33,500	30,000	37,500	33,500	30,000	115			
120	70.5	257.8	36,600	32,800	29,400	36,600	32,800	29,400	120			
125	69.3	255.5	35,600	32,100	28,900	35,600	32,100	28,900	125			
130	68.1	253.0	34,700	31,400	28,300	34,700	31,400	28,300	130			
140	65.8	247.6	33,100	30,100	27,300	33,100	30,100	27,300	140			
150	63.4	241.7	31,500	28,800	26,300	31,500	28,800	26,300	150			
160	60.9	235.3	29,900	27,600	25,300	29,900	27,600	25,300	160			
170	58.3	228.1	28,600	26,400	24,400	28,600	26,400	24,400	170			
180	55.7	220.3	27,300	25,300	23,400	27,300	25,300	23,400	180			
190	53.0	211.7	26,100	24,400	22,700	26,100	24,400	22,700	190			
200	50.1	202.2	25,000	23,300	21,800	25,000	23,300	21,800	200			
210	47.1	191.6	23,900	22,400	21,100	23,900	22,400	21,100	210			
220	43.9	179.9	23,000	21,600	20,400	23,000	21,600	20,400	220			
230	40.4	166.6	22,200	20,800	19,700	22,200	20,800	19,700	230			
240	36.7	151.5	21,200	20,100	19,100	21,200	20,100	19,100	240			
250	32.4	133.8	20,400	19,500	18,500	20,400	19,500	18,500	250			
260	27.5	112.2	19,600	19,000	18,000	19,600	19,000	18,000	260			
270	21.2	83.5	18,900	18,600	17,700	18,900	18,600	17,700	270			

MLC300 VPC-MAX S-2



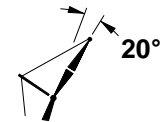
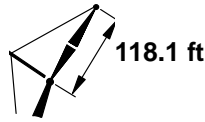
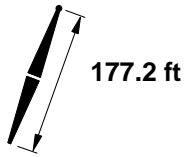
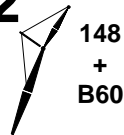
ft	°	ft	34.8 ft			48.0 ft			ft			
			0°			1°				2°		
			lb	lb	lb	lb	lb	lb		lb	lb	lb
55										55		
60										60		
65										65		
70										70		
75	84.3	270.6	40,200			40,200				75		
80	83.2	269.3	39,300	34,800b		39,300	34,800b			80		
85	82.1	267.8	38,300	34,100	30,500	38,300	34,100	30,500		85		
90	81.0	266.2	37,400	33,400	29,900	37,400	33,400	29,900		90		
95	79.9	264.5	36,500	32,700	29,400	36,500	32,700	29,400		95		
100	78.8	262.7	35,600	32,000	28,900	35,600	32,000	28,900		100		
105	77.6	260.8	34,700	31,400	28,400	34,700	31,400	28,400		105		
110	76.5	258.8	33,600	30,700	27,900	33,600	30,700	27,900		110		
115	75.4	256.6	32,600	30,100	27,500	32,600	30,100	27,500		115		
120	74.2	254.3	31,500	29,500	26,900	31,500	29,500	26,900		120		
125	73.0	252.0	30,600	29,000	26,500	30,600	29,000	26,500		125		
130	71.9	249.4	29,600	28,400	26,100	29,600	28,400	26,100		130		
140	69.5	244.0	28,000	27,300	25,100	28,000	27,300	25,100		140		
150	67.0	238.0	26,400	26,200	24,300	26,400	26,200	24,300		150		
160	64.5	231.4	25,000	24,800	23,400	25,000	24,800	23,400		160		
170	61.9	224.2	23,800	23,600	22,700	23,800	23,600	22,700		170		
180	59.2	216.2	22,600	22,400	21,900	22,600	22,400	21,900		180		
190	56.4	207.4	21,600	21,400	21,200	21,600	21,400	21,200		190		
200	53.5	197.7	20,600	20,500	20,300	20,600	20,500	20,300		200		
210	50.4	186.9	19,800	19,700	19,500	19,800	19,700	19,500		210		
220	47.1	174.8	19,000	18,900	18,700	19,000	18,900	18,700		220		
230	43.5	161.1	18,300	18,100	18,000	18,300	18,100	18,000		230		
240	39.6	145.4	17,600	17,500	17,400	17,600	17,500	17,400		240		
250	35.2	126.8	17,100	17,000	16,800	17,100	17,000	16,800		250		
260	29.9	103.6	16,600	16,500	16,400	16,600	16,500	16,400		260		
270										270		

MLC300 VPC-MAX S-2



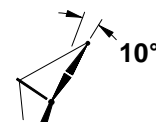

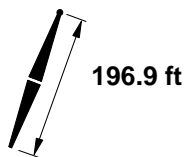
ft	°	ft	34.8 ft			48.0 ft			ft			
			0°			1°				2°		
			lb	lb	lb	lb	lb	lb		lb	lb	
60	84.0	297.4	50,100			50,100			60			
65	83.0	296.4	49,000	41,200b		49,000	41,200b		65			
70	82.0	295.3	47,900	40,600	35,000c	47,900	40,600	35,000c	70			
75	81.0	294.1	46,800	39,900	34,400b	46,800	39,900	34,400b	75			
80	80.0	292.9	45,700	39,100	34,000	45,700	39,100	34,000	80			
85	79.0	291.5	44,600	38,500	33,500	44,600	38,500	33,500	85			
90	78.0	290.1	43,600	37,700	33,000	43,600	37,700	33,000	90			
95	77.0	288.5	42,500	37,000	32,500	42,500	37,000	32,500	95			
100	76.0	286.9	41,500	36,300	32,000	41,500	36,300	32,000	100			
105	75.0	285.1	40,500	35,600	31,500	40,500	35,600	31,500	105			
110	73.9	283.3	39,500	35,000	31,000	39,500	35,000	31,000	110			
115	72.9	281.3	38,500	34,200	30,500	38,500	34,200	30,500	115			
120	71.8	279.2	37,600	33,500	30,000	37,600	33,500	30,000	120			
125	70.8	277.1	36,700	32,800	29,400	36,700	32,800	29,400	125			
130	69.7	274.8	35,900	32,200	29,000	35,900	32,200	29,000	130			
140	67.6	269.9	34,300	31,000	28,000	34,300	31,000	28,000	140			
150	65.4	264.5	32,700	29,700	27,000	32,700	29,700	27,000	150			
160	63.1	258.6	31,200	28,500	26,100	31,200	28,500	26,100	160			
170	60.8	252.2	29,800	27,400	25,200	29,800	27,400	25,200	170			
180	58.4	245.1	28,600	26,400	24,300	28,600	26,400	24,300	180			
190	56.0	237.4	27,300	25,400	23,500	27,300	25,400	23,500	190			
200	53.4	229.0	26,200	24,400	22,700	26,200	24,400	22,700	200			
210	50.8	219.8	25,200	23,600	22,000	25,200	23,600	22,000	210			
220	48.1	209.7	24,300	22,700	21,300	24,300	22,700	21,300	220			
230	45.1	198.6	23,300	21,900	20,600	23,300	21,900	20,600	230			
240	42.1	186.1	22,500	21,200	20,000	22,500	21,200	20,000	240			
250	38.7	172.2	21,700	20,500	19,400	21,700	20,500	19,400	250			
260	35.1	156.3	20,900	19,900	18,800	20,900	19,900	18,800	260			
270	31.0	137.7	20,100	19,300	18,300	20,100	19,300	18,300	270			
280	26.2	115.0	19,400	18,900	17,900	19,400	18,900	17,900	280			
290	20.0	84.8	18,800	18,600	17,700	18,800	18,600	17,700	290			

MLC300 VPC-MAX S-2



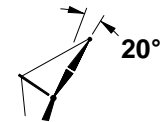
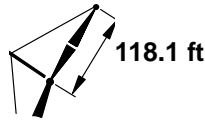
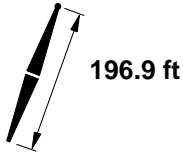
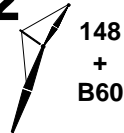
ft	°	ft	34.8 ft			48.0 ft			ft
			0° lb	1° lb	2° lb	0° lb	1° lb	2° lb	
60								60	
65								65	
70								70	
75	84.7	290.7	40,400			40,400		75	
80	83.7	289.4	39,500	34,900b		39,500	34,900b	80	
85	82.6	288.1	38,700	34,300	30,500	38,700	34,300	30,500	85
90	81.6	286.6	37,800	33,600	30,000	37,800	33,600	30,000	90
95	80.6	285.0	36,900	33,000	29,600	36,900	33,000	29,600	95
100	79.6	283.4	36,100	32,500	29,200	36,100	32,500	29,200	100
105	78.5	281.6	35,300	31,800	28,700	35,300	31,800	28,700	105
110	77.5	279.7	34,500	31,200	28,300	34,500	31,200	28,300	110
115	76.4	277.7	33,500	30,700	27,800	33,500	30,700	27,800	115
120	75.4	275.6	32,500	30,100	27,300	32,500	30,100	27,300	120
125	74.3	273.4	31,600	29,500	26,900	31,600	29,500	26,900	125
130	73.2	271.1	30,700	29,000	26,500	30,700	29,000	26,500	130
140	71.0	266.2	29,000	27,900	25,700	29,000	27,900	25,700	140
150	68.8	260.7	27,400	26,900	24,900	27,400	26,900	24,900	150
160	66.5	254.7	26,000	25,800	24,100	26,000	25,800	24,100	160
170	64.1	248.2	24,800	24,600	23,300	24,800	24,600	23,300	170
180	61.7	241.0	23,700	23,500	22,600	23,700	23,500	22,600	180
190	59.2	233.2	22,600	22,400	21,900	22,600	22,400	21,900	190
200	56.7	224.6	21,600	21,500	21,300	21,600	21,500	21,300	200
210	54.0	215.2	20,800	20,600	20,400	20,800	20,600	20,400	210
220	51.1	204.9	19,900	19,800	19,700	19,900	19,800	19,700	220
230	48.2	193.4	19,200	19,000	18,900	19,200	19,000	18,900	230
240	45.0	180.6	18,500	18,400	18,300	18,500	18,400	18,300	240
250	41.5	166.2	17,900	17,800	17,700	17,900	17,800	17,700	250
260	37.7	149.6	17,400	17,300	17,100	17,400	17,300	17,100	260
270	33.4	130.0	16,900	16,800	16,700	16,900	16,800	16,700	270
280	28.2	105.6	16,500	16,400	16,300	16,500	16,400	16,300	280
290									290

MLC300 VPC-MAX S-2



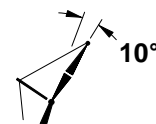

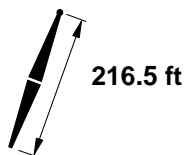
ft	°	ft	34.8 ft			48.0 ft			ft			
			0°			1°				2°		
			lb	lb	lb	lb	lb	lb		lb	lb	
60	84.4	317.3	50,100			50,100			60			
65	83.5	316.4	49,100	41,100		49,100	41,100		65			
70	82.6	315.4	48,100	40,500	34,900 ^b	48,100	40,500	34,900 ^b	70			
75	81.6	314.3	47,100	39,900	34,400	47,100	39,900	34,400	75			
80	80.7	313.1	46,100	39,300	34,000	46,100	39,300	34,000	80			
85	79.7	311.8	45,100	38,600	33,500	45,100	38,600	33,500	85			
90	78.8	310.5	44,100	38,000	33,000	44,100	38,000	33,000	90			
95	77.9	309.0	43,100	37,300	32,600	43,100	37,300	32,600	95			
100	76.9	307.5	42,100	36,700	32,200	42,100	36,700	32,200	100			
105	76.0	305.9	41,200	36,100	31,700	41,200	36,100	31,700	105			
110	75.0	304.2	40,300	35,400	31,300	40,300	35,400	31,300	110			
115	74.0	302.3	39,400	34,800	30,800	39,400	34,800	30,800	115			
120	73.0	300.4	38,500	34,200	30,400	38,500	34,200	30,400	120			
125	72.1	298.4	37,700	33,500	29,900	37,700	33,500	29,900	125			
130	71.1	296.3	36,800	32,900	29,400	36,800	32,900	29,400	130			
140	69.1	291.8	35,300	31,700	28,500	35,300	31,700	28,500	140			
150	67.1	286.8	33,800	30,500	27,700	33,800	30,500	27,700	150			
160	65.0	281.4	32,400	29,400	26,800	32,400	29,400	26,800	160			
170	62.9	275.5	31,000	28,300	25,900	31,000	28,300	25,900	170			
180	60.7	269.1	29,700	27,400	25,000	29,700	27,400	25,000	180			
190	58.5	262.1	28,600	26,400	24,300	28,600	26,400	24,300	190			
200	56.2	254.6	27,400	25,400	23,500	27,400	25,400	23,500	200			
210	53.9	246.3	26,400	24,600	22,800	26,400	24,600	22,800	210			
220	51.4	237.4	25,400	23,700	22,100	25,400	23,700	22,100	220			
230	48.9	227.6	24,500	22,900	21,400	24,500	22,900	21,400	230			
240	46.2	216.9	23,700	22,200	20,800	23,700	22,200	20,800	240			
250	43.4	205.2	22,800	21,400	20,200	22,800	21,400	20,200	250			
260	40.4	192.1	22,100	20,800	19,700	22,100	20,800	19,700	260			
270	37.2	177.5	21,400	20,200	19,100	21,400	20,200	19,100	270			
280	33.7	160.8	20,600	19,700	18,600	20,600	19,700	18,600	280			
290	29.7	141.4	19,900	19,200	18,200	19,900	19,200	18,200	290			
300	25.0	117.7	19,300	18,800	17,900	19,300	18,800	17,900	300			
310	19.0	86.0	18,700	18,600	17,700	18,700	18,600	17,700	310			

MLC300 VPC-MAX S-2



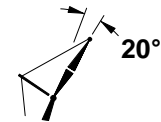
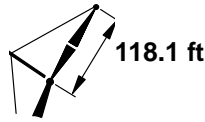
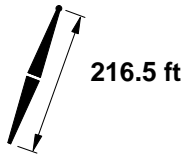
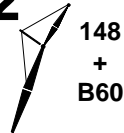
ft	°	ft	34.8 ft			48.0 ft			ft			
			0°			1°				2°		
			lb	lb	lb	lb	lb	lb		lb	lb	
60									60			
65									65			
70									70			
75									75			
80	84.1	309.6	39,800			39,800			80			
85	83.1	308.3	38,900	34,400		38,900	34,400		85			
90	82.2	306.9	38,100	33,800	30,100	38,100	33,800	30,100	90			
95	81.2	305.4	37,300	33,200	29,700	37,300	33,200	29,700	95			
100	80.2	303.9	36,600	32,700	29,300	36,600	32,700	29,300	100			
105	79.3	302.2	35,800	32,200	28,900	35,800	32,200	28,900	105			
110	78.3	300.5	35,100	31,600	28,400	35,100	31,600	28,400	110			
115	77.3	298.7	34,400	31,000	28,100	34,400	31,000	28,100	115			
120	76.3	296.7	33,400	30,500	27,700	33,400	30,500	27,700	120			
125	75.3	294.7	32,500	30,000	27,300	32,500	30,000	27,300	125			
130	74.3	292.5	31,600	29,500	26,800	31,600	29,500	26,800	130			
140	72.3	287.9	29,900	28,500	26,100	29,900	28,500	26,100	140			
150	70.3	282.9	28,400	27,500	25,300	28,400	27,500	25,300	150			
160	68.2	277.4	27,100	26,600	24,500	27,100	26,600	24,500	160			
170	66.0	271.4	25,700	25,500	23,900	25,700	25,500	23,900	170			
180	63.8	264.9	24,600	24,400	23,200	24,600	24,400	23,200	180			
190	61.6	257.8	23,600	23,400	22,500	23,600	23,400	22,500	190			
200	59.3	250.1	22,600	22,400	21,900	22,600	22,400	21,900	200			
210	56.9	241.8	21,700	21,500	21,300	21,700	21,500	21,300	210			
220	54.4	232.6	20,900	20,700	20,600	20,900	20,700	20,600	220			
230	51.8	222.7	20,100	20,000	19,800	20,100	20,000	19,800	230			
240	49.0	211.7	19,400	19,300	19,200	19,400	19,300	19,200	240			
250	46.2	199.6	18,700	18,600	18,500	18,700	18,600	18,500	250			
260	43.1	186.2	18,100	18,100	17,900	18,100	18,100	17,900	260			
270	39.7	171.0	17,600	17,500	17,400	17,600	17,500	17,400	270			
280	36.0	153.6	17,200	17,000	17,000	17,200	17,000	17,000	280			
290	31.8	133.0	16,800	16,600	16,600	16,800	16,600	16,600	290			
300									300			
310									310			

MLC300 VPC-MAX S-2



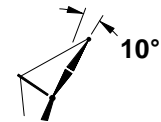
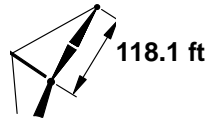
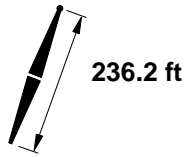
ft	°	ft	34.8 ft			48.0 ft			ft			
			0°			1°				2°		
			lb	lb	lb	lb	lb	lb		lb	lb	
60	84.7	337.2	50,000			50,000			60			
65	83.9	336.4	49,100	41,000		49,100	41,000		65			
70	83.0	335.4	48,200	40,400	34,700 ^b	48,200	40,400	34,700 ^b	70			
75	82.1	334.4	47,300	39,800	34,300	47,300	39,800	34,300	75			
80	81.2	333.3	46,300	39,300	33,900	46,300	39,300	33,900	80			
85	80.4	332.1	45,500	38,700	33,500	45,500	38,700	33,500	85			
90	79.5	330.8	44,500	38,100	33,000	44,500	38,100	33,000	90			
95	78.6	329.5	43,600	37,600	32,700	43,600	37,600	32,700	95			
100	77.7	328.0	42,700	37,000	32,300	42,700	37,000	32,300	100			
105	76.8	326.5	41,800	36,300	31,900	41,800	36,300	31,900	105			
110	75.9	324.9	41,000	35,800	31,400	41,000	35,800	31,400	110			
115	75.0	323.2	40,100	35,200	31,000	40,100	35,200	31,000	115			
120	74.1	321.4	39,400	34,600	30,600	39,400	34,600	30,600	120			
125	73.2	319.5	38,500	34,000	30,200	38,500	34,000	30,200	125			
130	72.3	317.6	37,700	33,500	29,800	37,700	33,500	29,800	130			
140	70.4	313.4	36,100	32,300	29,000	36,100	32,300	29,000	140			
150	68.5	308.8	34,700	31,200	28,100	34,700	31,200	28,100	150			
160	66.6	303.7	33,400	30,100	27,300	33,400	30,100	27,300	160			
170	64.7	298.3	32,100	29,200	26,500	32,100	29,200	26,500	170			
180	62.7	292.4	30,800	28,200	25,700	30,800	28,200	25,700	180			
190	60.6	286.0	29,700	27,200	25,000	29,700	27,200	25,000	190			
200	58.6	279.1	28,500	26,300	24,200	28,500	26,300	24,200	200			
210	56.4	271.7	27,500	25,500	23,500	27,500	25,500	23,500	210			
220	54.2	263.6	26,500	24,700	22,800	26,500	24,700	22,800	220			
230	52.0	254.9	25,600	23,900	22,200	25,600	23,900	22,200	230			
240	49.6	245.4	24,700	23,100	21,600	24,700	23,100	21,600	240			
250	47.1	235.1	23,900	22,400	20,900	23,900	22,400	20,900	250			
260	44.6	223.9	23,200	21,700	20,400	23,200	21,700	20,400	260			
270	41.8	211.5	22,500	21,100	19,900	22,500	21,100	19,900	270			
280	38.9	197.8	21,800	20,500	19,300	21,800	20,500	19,300	280			
290	35.8	182.5	21,000	20,000	18,900	21,000	20,000	18,900	290			
300	32.4	165.2	20,300	19,500	18,500	20,300	19,500	18,500	300			
310	28.5	144.9	19,700	19,000	18,100	19,700	19,000	18,100	310			
320	23.9	120.1	19,100	18,700	17,800	19,100	18,700	17,800	320			
330	18.0	86.9	18,700	18,600	17,700	18,700	18,600	17,700	330			

MLC300 VPC-MAX S-2



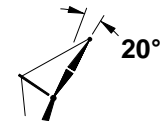
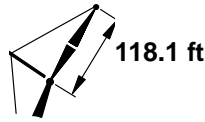
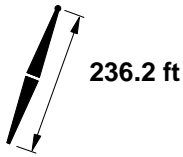
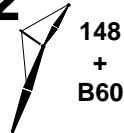
ft	°	ft	34.8 ft			48.0 ft			ft			
			0°			1°				2°		
			lb	lb	lb	lb	lb	lb		lb	lb	
60									60			
65									65			
70									70			
75									75			
80	84.4	329.6	39,800			39,800			80			
85	83.5	328.4	39,100	34,400		39,100	34,400		85			
90	82.6	327.1	38,300	33,900	30,100	38,300	33,900	30,100	90			
95	81.8	325.8	37,600	33,400	29,800	37,600	33,400	29,800	95			
100	80.9	324.3	36,900	32,900	29,400	36,900	32,900	29,400	100			
105	79.9	322.8	36,200	32,400	29,000	36,200	32,400	29,000	105			
110	79.0	321.1	35,500	31,900	28,600	35,500	31,900	28,600	110			
115	78.1	319.4	34,800	31,300	28,300	34,800	31,300	28,300	115			
120	77.2	317.6	34,200	30,900	27,900	34,200	30,900	27,900	120			
125	76.3	315.7	33,300	30,400	27,500	33,300	30,400	27,500	125			
130	75.3	313.7	32,400	29,900	27,200	32,400	29,900	27,200	130			
140	73.5	309.4	30,700	28,900	26,400	30,700	28,900	26,400	140			
150	71.6	304.8	29,300	28,100	25,700	29,300	28,100	25,700	150			
160	69.6	299.7	27,900	27,200	25,000	27,900	27,200	25,000	160			
170	67.6	294.2	26,600	26,400	24,400	26,600	26,400	24,400	170			
180	65.6	288.2	25,500	25,300	23,700	25,500	25,300	23,700	180			
190	63.6	281.7	24,500	24,300	23,100	24,500	24,300	23,100	190			
200	61.4	274.7	23,500	23,300	22,500	23,500	23,300	22,500	200			
210	59.3	267.1	22,600	22,400	21,900	22,600	22,400	21,900	210			
220	57.0	258.9	21,700	21,600	21,300	21,700	21,600	21,300	220			
230	54.7	250.0	21,000	20,800	20,700	21,000	20,800	20,700	230			
240	52.3	240.4	20,300	20,100	20,000	20,300	20,100	20,000	240			
250	49.8	229.8	19,600	19,500	19,300	19,600	19,500	19,300	250			
260	47.2	218.3	18,900	18,900	18,800	18,900	18,900	18,800	260			
270	44.4	205.6	18,400	18,300	18,200	18,400	18,300	18,200	270			
280	41.4	191.5	17,800	17,800	17,700	17,800	17,800	17,700	280			
290	38.1	175.6	17,400	17,300	17,200	17,400	17,300	17,200	290			
300	34.5	157.4	17,000	16,900	16,800	17,000	16,900	16,800	300			
310	30.4	135.9	16,600	16,500	16,500	16,600	16,500	16,500	310			
320									320			
330									330			

MLC300 VPC-MAX S-2



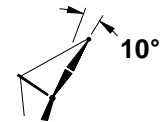
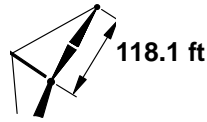
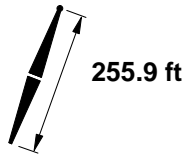
ft	°	ft	34.8 ft			48.0 ft			ft			
			0°			1°				2°		
			lb	lb	lb	lb	lb	lb		lb	lb	
65	84.2	356.3	49,000			49,000			65			
70	83.4	355.4	48,100	40,100		48,100	40,100		70			
75	82.6	354.4	47,300	39,700	34,100	47,300	39,700	34,100	75			
80	81.7	353.4	46,500	39,100	33,700	46,500	39,100	33,700	80			
85	80.9	352.3	45,600	38,700	33,400	45,600	38,700	33,400	85			
90	80.1	351.1	44,800	38,100	32,900	44,800	38,100	32,900	90			
95	79.2	349.8	43,900	37,600	32,600	43,900	37,600	32,600	95			
100	78.4	348.5	43,100	37,100	32,200	43,100	37,100	32,200	100			
105	77.6	347.0	42,300	36,500	31,800	42,300	36,500	31,800	105			
110	76.7	345.5	41,500	36,000	31,500	41,500	36,000	31,500	110			
115	75.9	343.9	40,700	35,500	31,200	40,700	35,500	31,200	115			
120	75.0	342.2	40,000	34,900	30,800	40,000	34,900	30,800	120			
125	74.2	340.5	39,200	34,400	30,400	39,200	34,400	30,400	125			
130	73.3	338.6	38,400	33,800	30,000	38,400	33,800	30,000	130			
140	71.6	334.7	36,900	32,800	29,200	36,900	32,800	29,200	140			
150	69.8	330.4	35,600	31,800	28,500	35,600	31,800	28,500	150			
160	68.0	325.7	34,200	30,800	27,700	34,200	30,800	27,700	160			
170	66.2	320.7	33,000	29,800	26,900	33,000	29,800	26,900	170			
180	64.4	315.2	31,800	28,900	26,200	31,800	28,900	26,200	180			
190	62.5	309.3	30,600	27,900	25,500	30,600	27,900	25,500	190			
200	60.6	302.9	29,600	27,100	24,800	29,600	27,100	24,800	200			
210	58.6	296.1	28,500	26,200	24,100	28,500	26,200	24,100	210			
220	56.6	288.7	27,500	25,400	23,500	27,500	25,400	23,500	220			
230	54.5	280.8	26,600	24,700	22,900	26,600	24,700	22,900	230			
240	52.4	272.3	25,700	23,900	22,200	25,700	23,900	22,200	240			
250	50.2	263.1	24,900	23,300	21,600	24,900	23,300	21,600	250			
260	47.9	253.1	24,200	22,600	21,100	24,200	22,600	21,100	260			
270	45.6	242.3	23,400	21,900	20,500	23,400	21,900	20,500	270			
280	43.1	230.5	22,700	21,300	20,100	22,700	21,300	20,100	280			
290	40.4	217.6	22,100	20,800	19,600	22,100	20,800	19,600	290			
300	37.6	203.3	21,400	20,200	19,100	21,400	20,200	19,100	300			
310	34.5	187.4	20,700	19,700	18,700	20,700	19,700	18,700	310			
320	31.2	169.3	20,200	19,400	18,300	20,200	19,400	18,300	320			
330	27.4	148.2	19,500	19,000	18,000	19,500	19,000	18,000	330			
340	23.0	122.4	19,100	18,700	17,700	19,100	18,700	17,700	340			

MLC300 VPC-MAX S-2



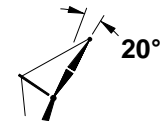
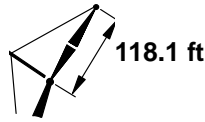
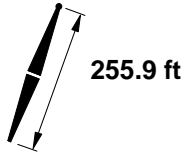
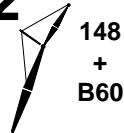
ft	°	ft	34.8 ft			48.0 ft			ft			
			0°			1°				2°		
			lb	lb	lb	lb	lb	lb		lb	lb	
65									65			
70									70			
75									75			
80	84.8	349.6	39,900			39,900			80			
85	83.9	348.5	39,200	34,400		39,200	34,400		85			
90	83.1	347.3	38,500	33,900		38,500	33,900		90			
95	82.2	346.0	37,800	33,500	29,700	37,800	33,500	29,700	95			
100	81.4	344.6	37,200	33,000	29,300	37,200	33,000	29,300	100			
105	80.5	343.2	36,500	32,500	29,000	36,500	32,500	29,000	105			
110	79.7	341.7	35,900	32,100	28,700	35,900	32,100	28,700	110			
115	78.8	340.0	35,200	31,600	28,400	35,200	31,600	28,400	115			
120	78.0	338.3	34,600	31,100	28,000	34,600	31,100	28,000	120			
125	77.1	336.6	34,000	30,600	27,700	34,000	30,600	27,700	125			
130	76.2	334.7	33,200	30,200	27,400	33,200	30,200	27,400	130			
140	74.5	330.7	31,600	29,300	26,700	31,600	29,300	26,700	140			
150	72.7	326.4	30,100	28,500	26,000	30,100	28,500	26,000	150			
160	70.9	321.6	28,700	27,700	25,400	28,700	27,700	25,400	160			
170	69.0	316.5	27,500	26,900	24,700	27,500	26,900	24,700	170			
180	67.2	310.9	26,300	26,100	24,100	26,300	26,100	24,100	180			
190	65.3	305.0	25,300	25,100	23,500	25,300	25,100	23,500	190			
200	63.3	298.5	24,400	24,200	23,000	24,400	24,200	23,000	200			
210	61.3	291.6	23,400	23,200	22,400	23,400	23,200	22,400	210			
220	59.3	284.1	22,600	22,400	21,800	22,600	22,400	21,800	220			
230	57.2	276.0	21,800	21,600	21,300	21,800	21,600	21,300	230			
240	55.0	267.3	21,100	20,900	20,800	21,100	20,900	20,800	240			
250	52.8	257.9	20,400	20,200	20,100	20,400	20,200	20,100	250			
260	50.4	247.8	19,700	19,600	19,500	19,700	19,600	19,500	260			
270	48.0	236.7	19,200	19,100	18,900	19,200	19,100	18,900	270			
280	45.4	224.6	18,600	18,500	18,400	18,600	18,500	18,400	280			
290	42.7	211.3	18,100	18,000	17,900	18,100	18,000	17,900	290			
300	39.8	196.6	17,700	17,500	17,400	17,700	17,500	17,400	300			
310	36.7	180.0	17,200	17,100	17,000	17,200	17,100	17,000	310			
320	33.1	161.1	16,900	16,700	16,700	16,900	16,700	16,700	320			
330	29.1	138.7	16,500	16,500	16,300	16,500	16,500	16,300	330			
340									340			

MLC300 VPC-MAX S-2



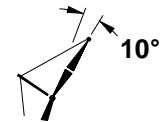
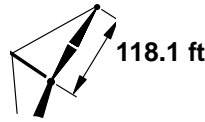
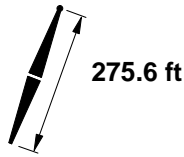
ft	°	ft	34.8 ft			48.0 ft			ft			
			0°			1°				2°		
			lb	lb	lb	lb	lb	lb		lb	lb	
65	84.5	376.2	48,500			48,500			65			
70	83.7	375.4	47,700	39,700		47,700	39,700		70			
75	83.0	374.5	47,000	39,200	31,700	47,000	39,200	31,700	75			
80	82.2	373.5	46,300	38,800	31,400	46,300	38,800	31,400	80			
85	81.4	372.4	45,500	38,300	31,100	45,500	38,300	31,100	85			
90	80.6	371.3	44,700	37,900	30,700	44,700	37,900	30,700	90			
95	79.8	370.1	44,000	37,400	30,500	44,000	37,400	30,500	95			
100	79.0	368.8	43,200	37,000	30,100	43,200	37,000	30,100	100			
105	78.2	367.5	42,500	36,500	29,800	42,500	36,500	29,800	105			
110	77.4	366.0	41,800	36,000	29,500	41,800	36,000	29,500	110			
115	76.6	364.5	41,000	35,500	29,100	41,000	35,500	29,100	115			
120	75.8	362.9	40,300	35,000	28,800	40,300	35,000	28,800	120			
125	75.0	361.3	39,500	34,500	28,500	39,500	34,500	28,500	125			
130	74.2	359.6	38,900	34,000	28,100	38,900	34,000	28,100	130			
140	72.6	355.9	37,600	33,100	27,500	37,600	33,100	27,500	140			
150	70.9	351.8	36,200	32,100	26,700	36,200	32,100	26,700	150			
160	69.3	347.4	34,900	31,100	26,100	34,900	31,100	26,100	160			
170	67.6	342.7	33,700	30,200	25,500	33,700	30,200	25,500	170			
180	65.9	337.6	32,600	29,400	24,800	32,600	29,400	24,800	180			
190	64.1	332.1	31,400	28,500	24,100	31,400	28,500	24,100	190			
200	62.3	326.2	30,300	27,700	23,500	30,300	27,700	23,500	200			
210	60.5	319.9	29,300	26,900	22,900	29,300	26,900	22,900	210			
220	58.7	313.1	28,400	26,100	22,300	28,400	26,100	22,300	220			
230	56.8	305.8	27,500	25,400	21,800	27,500	25,400	21,800	230			
240	54.8	298.0	26,600	24,600	21,200	26,600	24,600	21,200	240			
250	52.8	289.6	25,800	24,000	20,700	25,800	24,000	20,700	250			
260	50.8	280.6	25,100	23,300	20,200	25,100	23,300	20,200	260			
270	48.6	271.0	24,300	22,700	19,700	24,300	22,700	19,700	270			
280	46.4	260.5	23,600	22,100	19,300	23,600	22,100	19,300	280			
290	44.1	249.2	23,000	21,500	18,800	23,000	21,500	18,800	290			
300	41.7	236.9	22,300	21,000	18,400	22,300	21,000	18,400	300			
310	39.1	223.5	21,800	20,500	18,000	21,800	20,500	18,000	310			
320	36.4	208.6	21,100	20,000	17,600	21,100	20,000	17,600	320			
330	33.4	192.1	20,500	19,600	17,300	20,500	19,600	17,300	330			
340	30.1	173.3	19,300	18,600	17,000	19,900	19,200	17,000	340			
350	26.4	151.4	17,200	16,600	16,000	19,500	18,900	16,700	350			
360	22.1	124.6	15,100	14,600	14,100	19,000	18,600	16,500	360			

MLC300 VPC-MAX S-2



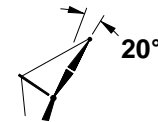
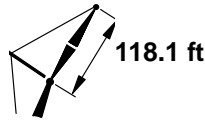
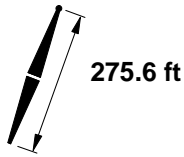

ft	°	ft	34.8 ft			48.0 ft			ft			
			0°			1°				2°		
			lb	lb	lb	lb	lb	lb		lb	lb	
65									65			
70									70			
75									75			
80									80			
85	84.2	368.5	39,100			39,100			85			
90	83.5	367.4	38,500	31,000		38,500	31,000		90			
95	82.7	366.2	37,900	30,600	27,400	37,900	30,600	27,400	95			
100	81.9	364.9	37,200	30,200	27,200	37,200	30,200	27,200	100			
105	81.1	363.5	36,600	29,800	26,900	36,600	29,800	26,900	105			
110	80.2	362.1	36,100	29,400	26,500	36,100	29,400	26,500	110			
115	79.4	360.6	35,400	29,100	26,300	35,400	29,100	26,300	115			
120	78.6	359.0	34,900	28,600	26,000	34,900	28,600	26,000	120			
125	77.8	357.3	34,300	28,300	25,700	34,300	28,300	25,700	125			
130	77.0	355.5	33,700	27,900	25,400	33,700	27,900	25,400	130			
140	75.3	351.8	32,200	27,100	24,900	32,200	27,100	24,900	140			
150	73.7	347.7	30,800	26,400	24,300	30,800	26,400	24,300	150			
160	72.0	343.3	29,400	25,700	23,700	29,400	25,700	23,700	160			
170	70.3	338.5	28,200	25,000	23,100	28,200	25,000	23,100	170			
180	68.5	333.3	27,100	24,300	22,600	27,100	24,300	22,600	180			
190	66.7	327.7	26,000	23,700	22,100	26,000	23,700	22,100	190			
200	64.9	321.8	25,000	23,100	21,600	25,000	23,100	21,600	200			
210	63.1	315.3	24,100	22,500	21,100	24,100	22,500	21,100	210			
220	61.2	308.4	23,300	22,000	20,700	23,300	22,000	20,700	220			
230	59.3	301.0	22,500	21,400	20,200	22,500	21,400	20,200	230			
240	57.3	293.1	21,800	20,900	19,700	21,800	20,900	19,700	240			
250	55.3	284.6	21,100	20,400	19,300	21,100	20,400	19,300	250			
260	53.2	275.4	20,400	20,000	18,900	20,400	20,000	18,900	260			
270	51.0	265.6	19,900	19,600	18,500	19,900	19,600	18,500	270			
280	48.7	254.9	19,300	19,100	18,200	19,300	19,100	18,200	280			
290	46.4	243.3	18,800	18,600	17,900	18,800	18,600	17,900	290			
300	43.9	230.7	18,200	18,200	17,500	18,200	18,200	17,500	300			
310	41.2	216.9	17,800	17,700	17,300	17,800	17,700	17,300	310			
320	38.4	201.5	17,400	17,300	17,100	17,400	17,300	17,100	320			
330	35.3	184.3	17,000	16,900	16,900	17,000	16,900	16,900	330			
340	31.9	164.6	16,700	16,600	16,500	16,700	16,600	16,500	340			
350	28.0	141.2	16,500	16,400	16,300	16,500	16,400	16,300	350			
360									360			

MLC300 VPC-MAX S-2



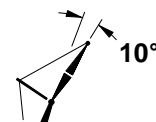

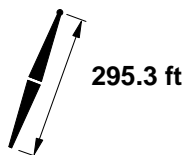
ft	°	ft	34.8 ft			48.0 ft			ft			
			0°			1°				2°		
			lb	lb	lb	lb	lb	lb		lb	lb	
65	84.8	396.1	48,100			48,100			65			
70	84.1	395.3	47,400			47,400			70			
75	83.3	394.4	46,800	38,800		46,800	38,800		75			
80	82.6	393.5	46,100	38,400	31,100	46,100	38,400	31,100	80			
85	81.8	392.5	45,400	38,000	30,800	45,400	38,000	30,800	85			
90	81.1	391.4	44,800	37,700	30,500	44,800	37,700	30,500	90			
95	80.4	390.3	44,100	37,200	30,200	44,100	37,200	30,200	95			
100	79.6	389.1	43,400	36,800	30,000	43,400	36,800	30,000	100			
105	78.9	387.8	42,700	36,400	29,600	42,700	36,400	29,600	105			
110	78.1	386.5	42,000	35,900	29,400	42,000	35,900	29,400	110			
115	77.3	385.0	41,300	35,500	29,000	41,300	35,500	29,000	115			
120	76.6	383.5	40,600	35,100	28,700	40,600	35,100	28,700	120			
125	75.8	382.0	40,000	34,600	28,400	40,000	34,600	28,400	125			
130	75.1	380.3	39,300	34,200	28,200	39,300	34,200	28,200	130			
140	73.5	376.8	38,000	33,300	27,500	38,000	33,300	27,500	140			
150	72.0	373.0	36,800	32,400	26,900	36,800	32,400	26,900	150			
160	70.4	368.9	35,500	31,500	26,300	35,500	31,500	26,300	160			
170	68.8	364.5	34,400	30,700	25,700	34,400	30,700	25,700	170			
180	67.2	359.7	33,300	29,800	25,100	33,300	29,800	25,100	180			
190	65.5	354.5	32,200	29,000	24,500	32,200	29,000	24,500	190			
200	63.9	349.0	31,200	28,200	23,900	31,200	28,200	23,900	200			
210	62.2	343.1	30,200	27,500	23,300	30,200	27,500	23,300	210			
220	60.5	336.8	29,200	26,700	22,800	29,200	26,700	22,800	220			
230	58.7	330.1	28,300	26,000	22,200	28,300	26,000	22,200	230			
240	56.9	322.9	27,500	25,300	21,700	27,500	25,300	21,700	240			
250	55.1	315.2	26,600	24,700	21,200	26,600	24,700	21,200	250			
260	53.2	306.9	25,900	24,000	20,700	25,900	24,000	20,700	260			
270	51.2	298.1	25,100	23,400	20,300	25,100	23,400	20,300	270			
280	49.2	288.7	24,500	22,800	19,800	24,500	22,800	19,800	280			
290	47.2	278.6	23,800	22,200	19,300	23,800	22,200	19,300	290			
300	45.0	267.7	23,200	21,700	19,000	23,200	21,700	19,000	300			
310	42.8	255.9	22,600	21,200	18,500	22,600	21,200	18,500	310			
320	40.4	243.1	21,600	20,500	18,200	22,100	20,700	18,200	320			
330	37.9	229.1	19,300	18,300	17,400	21,400	20,300	17,800	330			
340	35.2	213.7	17,100	16,300	15,500	20,800	19,800	17,400	340			
350	32.3	196.5	15,000	14,300	13,600	20,300	19,400	17,100	350			
360	29.1	177.1	13,000	12,400	11,700	19,800	19,100	16,800	360			
370	25.5	154.4	11,100	10,500	10,000	19,300	18,800	16,600	370			
380	21.2	126.6	9,200	8,800	8,300	18,900	18,600	16,400	380			

MLC300 VPC-MAX S-2



ft	°	ft	34.8 ft			48.0 ft			ft			
			0°			1°				2°		
			lb	lb	lb	lb	lb	lb		lb	lb	
65									65			
70									70			
75									75			
80									80			
85	84.5	388.5	39,100			39,100			85			
90	83.8	387.5	38,500	30,900		38,500	30,900		90			
95	83.0	386.3	37,900	30,500		37,900	30,500		95			
100	82.3	385.1	37,400	30,200	27,000	37,400	30,200	27,000	100			
105	81.5	383.8	36,800	29,900	26,800	36,800	29,900	26,800	105			
110	80.8	382.4	36,200	29,500	26,500	36,200	29,500	26,500	110			
115	80.0	381.0	35,600	29,100	26,300	35,600	29,100	26,300	115			
120	79.2	379.5	35,100	28,700	26,000	35,100	28,700	26,000	120			
125	78.5	377.9	34,600	28,400	25,800	34,600	28,400	25,800	125			
130	77.7	376.3	34,100	28,000	25,500	34,100	28,000	25,500	130			
140	76.1	372.7	32,900	27,300	24,900	32,900	27,300	24,900	140			
150	74.5	368.9	31,400	26,700	24,400	31,400	26,700	24,400	150			
160	73.0	364.7	30,200	26,000	23,900	30,200	26,000	23,900	160			
170	71.3	360.2	28,900	25,300	23,300	28,900	25,300	23,300	170			
180	69.7	355.3	27,800	24,700	22,900	27,800	24,700	22,900	180			
190	68.0	350.1	26,800	24,100	22,300	26,800	24,100	22,300	190			
200	66.4	344.5	25,800	23,500	21,900	25,800	23,500	21,900	200			
210	64.7	338.6	24,800	22,900	21,400	24,800	22,900	21,400	210			
220	62.9	332.2	24,100	22,400	21,000	24,100	22,400	21,000	220			
230	61.1	325.3	23,200	21,900	20,600	23,200	21,900	20,600	230			
240	59.3	318.0	22,500	21,400	20,100	22,500	21,400	20,100	240			
250	57.4	310.2	21,800	20,900	19,700	21,800	20,900	19,700	250			
260	55.5	301.8	21,100	20,400	19,300	21,100	20,400	19,300	260			
270	53.5	292.9	20,500	20,000	19,000	20,500	20,000	19,000	270			
280	51.5	283.3	20,000	19,700	18,600	20,000	19,700	18,600	280			
290	49.4	272.9	19,400	19,300	18,300	19,400	19,300	18,300	290			
300	47.2	261.8	18,900	18,800	18,000	18,900	18,800	18,000	300			
310	44.9	249.7	18,500	18,300	17,600	18,500	18,300	17,600	310			
320	42.5	236.6	18,000	17,900	17,400	18,000	17,900	17,400	320			
330	39.9	222.2	17,600	17,500	17,200	17,600	17,500	17,200	330			
340	37.1	206.2	17,300	17,200	16,400	17,300	17,200	17,000	340			
350	34.1	188.4	15,800	15,100	14,300	16,900	16,800	16,700	350			
360	30.8	167.9	13,700	13,000	12,400	16,700	16,500	16,500	360			
370	26.9	143.7	11,600	11,000	10,500	16,400	16,300	16,300	370			
380									380			

MLC300 VPC-MAX S-2



ft	°	ft	34.8 ft			48.0 ft			ft
			0°			0°			
			lb	lb	lb	lb	lb	lb	
70	84.4	415.2	46,800			46,800			70
75	83.6	414.4	46,200	38,200		46,200	38,200		75
80	82.9	413.5	45,600	37,800	30,600	45,600	37,800	30,600	80
85	82.2	412.5	45,000	37,500	30,300	45,000	37,500	30,300	85
90	81.5	411.5	44,300	37,100	30,100	44,300	37,100	30,100	90
95	80.8	410.4	43,700	36,700	29,800	43,700	36,700	29,800	95
100	80.1	409.3	43,100	36,400	29,600	43,100	36,400	29,600	100
105	79.4	408.1	42,500	36,000	29,300	42,500	36,000	29,300	105
110	78.7	406.8	41,900	35,600	29,000	41,900	35,600	29,000	110
115	78.0	405.5	41,300	35,200	28,800	41,300	35,200	28,800	115
120	77.2	404.0	40,600	34,900	28,500	40,600	34,900	28,500	120
125	76.5	402.6	40,100	34,400	28,300	40,100	34,400	28,300	125
130	75.8	401.0	39,400	34,100	28,000	39,400	34,100	28,000	130
140	74.3	397.7	38,200	33,200	27,400	38,200	33,200	27,400	140
150	72.9	394.1	37,000	32,500	26,900	37,000	32,500	26,900	150
160	71.4	390.2	35,900	31,700	26,300	35,900	31,700	26,300	160
170	69.9	386.0	34,800	30,900	25,800	34,800	30,900	25,800	170
180	68.3	381.5	33,800	30,100	25,200	33,800	30,100	25,200	180
190	66.8	376.6	32,700	29,300	24,700	32,700	29,300	24,700	190
200	65.2	371.5	31,800	28,600	24,100	31,800	28,600	24,100	200
210	63.7	365.9	30,800	27,800	23,500	30,800	27,800	23,500	210
220	62.0	360.0	29,800	27,200	23,100	29,800	27,200	23,100	220
230	60.4	353.7	29,000	26,500	22,500	29,000	26,500	22,500	230
240	58.7	347.0	28,200	25,800	22,000	28,200	25,800	22,000	240
250	57.0	339.9	27,400	25,200	21,600	27,400	25,200	21,600	250
260	55.3	332.3	26,600	24,500	21,100	26,600	24,500	21,100	260
270	53.5	324.2	25,900	24,000	20,700	25,900	24,000	20,700	270
280	51.7	315.6	25,200	23,400	20,200	25,200	23,400	20,200	280
290	49.8	306.4	24,500	22,800	19,800	24,500	22,800	19,800	290
300	47.8	296.5	23,900	22,300	19,400	23,900	22,300	19,400	300
310	45.8	285.9	23,100	21,800	19,000	23,400	21,800	19,000	310
320	43.7	274.6	20,700	19,500	18,400	22,800	21,300	18,600	320
330	41.5	262.3	18,400	17,300	16,300	22,300	20,800	18,300	330
340	39.2	249.1	16,200	15,200	14,300	21,700	20,400	17,900	340
350	36.8	234.6	14,100	13,300	12,400	21,100	20,000	17,600	350
360	34.2	218.6	12,200	11,400	10,700	20,600	19,700	17,300	360
370	31.4	200.9	10,300	9,600	9,000	20,100	19,300	17,000	370
380	28.2	180.7	8,500	7,900	7,300	19,600	19,000	16,800	380
390	24.7	157.2	6,800			19,200	18,800	16,600	390
400	20.5	128.5				18,900	18,700	16,500	400

MLC300 VPC-MAX S-2



148
+
B60

386,000 lb



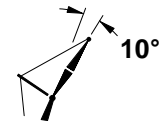
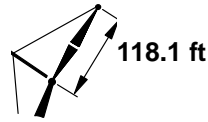
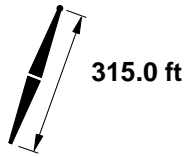
295.3 ft

118.1 ft

20°

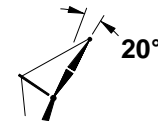
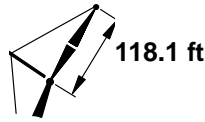
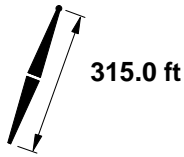

ft	°	ft	34.8 ft			48.0 ft			ft			
			0°			1°				2°		
			lb	lb	lb	lb	lb	lb		lb	lb	lb
70									70			
75									75			
80									80			
85	84.8	408.5	38,800			38,800			85			
90	84.1	407.5	38,300			38,300			90			
95	83.4	406.4	37,800	30,300		37,800	30,300		95			
100	82.7	405.2	37,300	30,000	26,200	37,300	30,000	26,200	100			
105	81.9	404.0	36,700	29,700	26,200	36,700	29,700	26,200	105			
110	81.2	402.7	36,200	29,400	26,200	36,200	29,400	26,200	110			
115	80.5	401.4	35,700	29,100	26,100	35,700	29,100	26,100	115			
120	79.8	399.9	35,200	28,700	25,800	35,200	28,700	25,800	120			
125	79.0	398.4	34,700	28,300	25,600	34,700	28,300	25,600	125			
130	78.3	396.9	34,200	28,000	25,400	34,200	28,000	25,400	130			
140	76.8	393.5	33,200	27,400	24,900	33,200	27,400	24,900	140			
150	75.3	389.9	32,000	26,800	24,400	32,000	26,800	24,400	150			
160	73.8	385.9	30,600	26,100	24,000	30,600	26,100	24,000	160			
170	72.3	381.7	29,400	25,500	23,500	29,400	25,500	23,500	170			
180	70.8	377.1	28,400	24,900	23,000	28,400	24,900	23,000	180			
190	69.2	372.2	27,300	24,400	22,500	27,300	24,400	22,500	190			
200	67.6	367.0	26,400	23,800	22,100	26,400	23,800	22,100	200			
210	66.0	361.4	25,500	23,300	21,600	25,500	23,300	21,600	210			
220	64.4	355.4	24,600	22,700	21,300	24,600	22,700	21,300	220			
230	62.7	349.0	23,900	22,200	20,800	23,900	22,200	20,800	230			
240	61.0	342.2	23,100	21,800	20,400	23,100	21,800	20,400	240			
250	59.3	335.0	22,400	21,300	20,100	22,400	21,300	20,100	250			
260	57.5	327.3	21,800	20,900	19,700	21,800	20,900	19,700	260			
270	55.7	319.0	21,100	20,400	19,300	21,100	20,400	19,300	270			
280	53.9	310.3	20,500	20,100	18,900	20,500	20,100	18,900	280			
290	51.9	300.9	20,100	19,700	18,600	20,100	19,700	18,600	290			
300	50.0	290.8	19,500	19,300	18,300	19,500	19,300	18,300	300			
310	47.9	280.0	19,100	18,900	18,000	19,100	18,900	18,000	310			
320	45.8	268.4	18,600	18,500	17,700	18,600	18,500	17,700	320			
330	43.5	255.9	18,200	18,000	17,500	18,200	18,000	17,500	330			
340	41.1	242.3	17,400	16,400	15,400	17,800	17,700	17,200	340			
350	38.6	227.3	15,200	14,300	13,400	17,400	17,300	17,100	350			
360	35.9	210.8	13,100	12,300	11,500	17,100	17,000	16,900	360			
370	33.0	192.3	11,100	10,300	9,700	16,800	16,700	16,600	370			
380	29.7	171.1	9,100	8,500	7,900	16,600	16,500	16,400	380			
390									390			
400									400			

MLC300 VPC-MAX S-2



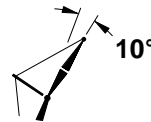
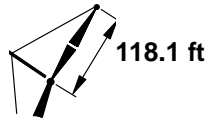
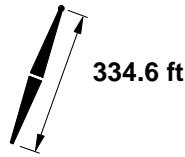
ft	°	ft	34.8 ft			48.0 ft			ft			
			0°			1°				2°		
			lb	lb	lb	lb	lb	lb		lb	lb	
70	84.6	435.1	46,200			46,200			70			
75	83.9	434.3	45,700	37,100		45,700	37,100		75			
80	83.3	433.5	45,200	37,100		45,200	37,100		80			
85	82.6	432.6	44,700	37,000	26,300	44,700	37,000	26,300	85			
90	81.9	431.6	44,100	36,700	26,300	44,100	36,700	26,300	90			
95	81.2	430.6	43,600	36,300	26,300	43,600	36,300	26,300	95			
100	80.6	429.5	43,100	36,000	26,300	43,100	36,000	26,300	100			
105	79.9	428.3	42,500	35,700	26,300	42,500	35,700	26,300	105			
110	79.2	427.1	42,000	35,400	26,300	42,000	35,400	26,300	110			
115	78.5	425.8	41,400	35,000	26,300	41,400	35,000	26,300	115			
120	77.8	424.5	40,700	34,700	26,300	40,700	34,700	26,300	120			
125	77.2	423.1	40,200	34,300	26,300	40,200	34,300	26,300	125			
130	76.5	421.6	39,600	34,000	26,300	39,600	34,000	26,300	130			
140	75.1	418.4	38,600	33,200	26,300	38,600	33,200	26,300	140			
150	73.7	415.0	37,500	32,500	26,300	37,500	32,500	26,300	150			
160	72.3	411.3	36,400	31,800	26,300	36,400	31,800	26,300	160			
170	70.8	407.3	35,400	31,100	25,800	35,400	31,100	25,800	170			
180	69.4	403.1	34,300	30,300	25,300	34,300	30,300	25,300	180			
190	67.9	398.5	33,300	29,700	24,800	33,300	29,700	24,800	190			
200	66.5	393.6	32,400	28,900	24,300	32,400	28,900	24,300	200			
210	65.0	388.4	31,500	28,200	23,800	31,500	28,200	23,800	210			
220	63.5	382.8	30,600	27,600	23,300	30,600	27,600	23,300	220			
230	61.9	376.9	29,800	26,900	22,900	29,800	26,900	22,900	230			
240	60.4	370.7	28,900	26,300	22,400	28,900	26,300	22,400	240			
250	58.8	364.0	28,200	25,700	21,900	28,200	25,700	21,900	250			
260	57.2	356.9	27,400	25,100	21,500	27,400	25,100	21,500	260			
270	55.5	349.4	26,700	24,500	21,000	26,700	24,500	21,000	270			
280	53.8	341.4	26,000	24,000	20,600	26,000	24,000	20,600	280			
290	52.1	333.0	25,300	23,500	20,200	25,300	23,500	20,200	290			
300	50.3	323.9	23,500	21,900	19,800	24,700	22,900	19,800	300			
310	48.4	314.3	20,900	19,500	18,100	24,100	22,400	19,500	310			
320	46.6	304.1	18,400	17,200	15,900	23,500	21,900	19,100	320			
330	44.6	293.1	16,200	15,000	13,800	23,000	21,500	18,700	330			
340	42.5	281.3	14,000	12,900	11,900	22,500	21,000	18,400	340			
350	40.4	268.6	11,900	11,000	10,000	22,000	20,600	18,000	350			
360	38.2	254.8	10,000	9,100	8,200	21,500	20,200	17,700	360			
370	35.8	239.9	8,100	7,300	6,600	20,900	19,900	17,400	370			
380	33.2	223.4				20,400	19,500	17,200	380			
390	30.4	205.0				20,000	19,200	16,900	390			
400	27.4	184.2				19,600	18,900	16,700	400			
410	23.9	160.0				18,400	17,700	16,500	410			
420	19.8	130.2				16,800	16,200	15,600	420			

MLC300 VPC-MAX S-2



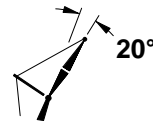
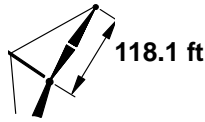
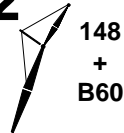
ft	°	ft	34.8 ft			48.0 ft			ft			
			0°			1°				2°		
			lb	lb	lb	lb	lb	lb		lb	lb	
70									70			
75									75			
80									80			
85									85			
90	84.4	427.5	38,100			38,100			90			
95	83.7	426.4	37,600	30,100		37,600	30,100		95			
100	83.0	425.3	37,200	29,900		37,200	29,900		100			
105	82.3	424.2	36,700	29,500	22,200	36,700	29,500	22,200	105			
110	81.6	422.9	36,200	29,300	22,200	36,200	29,300	22,200	110			
115	80.9	421.6	35,700	29,000	22,200	35,700	29,000	22,200	115			
120	80.2	420.3	35,300	28,700	22,200	35,300	28,700	22,200	120			
125	79.6	418.9	34,800	28,400	22,200	34,800	28,400	22,200	125			
130	78.9	417.4	34,300	28,100	22,200	34,300	28,100	22,200	130			
140	77.5	414.2	33,500	27,400	22,200	33,500	27,400	22,200	140			
150	76.0	410.7	32,600	26,900	22,200	32,600	26,900	22,200	150			
160	74.6	407.0	31,300	26,300	22,200	31,300	26,300	22,200	160			
170	73.2	403.0	30,200	25,700	22,200	30,200	25,700	22,200	170			
180	71.7	398.7	29,100	25,200	22,200	29,100	25,200	22,200	180			
190	70.2	394.0	28,000	24,700	22,200	28,000	24,700	22,200	190			
200	68.8	389.1	27,100	24,200	22,200	27,100	24,200	22,200	200			
210	67.2	383.8	26,200	23,600	21,900	26,200	23,600	21,900	210			
220	65.7	378.2	25,400	23,100	21,400	25,400	23,100	21,400	220			
230	64.2	372.2	24,600	22,600	21,000	24,600	22,600	21,000	230			
240	62.6	365.9	23,800	22,100	20,700	23,800	22,100	20,700	240			
250	61.0	359.1	23,100	21,700	20,300	23,100	21,700	20,300	250			
260	59.3	351.9	22,400	21,300	19,900	22,400	21,300	19,900	260			
270	57.6	344.3	21,800	20,900	19,600	21,800	20,900	19,600	270			
280	55.9	336.2	21,200	20,400	19,300	21,200	20,400	19,300	280			
290	54.2	327.6	20,700	20,100	19,000	20,700	20,100	19,000	290			
300	52.3	318.4	20,200	19,700	18,700	20,200	19,700	18,700	300			
310	50.5	308.6	19,600	19,400	18,400	19,600	19,400	18,400	310			
320	48.5	298.2	19,200	18,700	17,500	19,200	19,000	18,100	320			
330	46.5	286.9	17,600	16,400	15,300	18,700	18,600	17,800	330			
340	44.4	274.9	15,300	14,200	13,200	18,400	18,300	17,600	340			
350	42.2	261.9	13,200	12,200	11,200	18,000	17,800	17,300	350			
360	39.9	247.7	11,100	10,200	9,300	17,600	17,500	17,100	360			
370	37.5	232.3	9,100	8,300	7,500	17,300	17,200	17,000	370			
380	34.8	215.2	7,200	6,500		17,000	16,900	16,800	380			
390	31.9	196.0				16,700	16,700	16,500	390			
400	28.7	174.1				16,500	16,400	16,300	400			
410									410			
420									420			

MLC300 VPC-MAX S-2



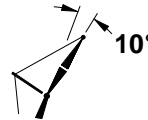
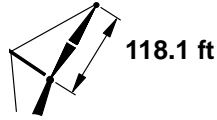
ft	°	ft	34.8 ft		48.0 ft		ft
			0°		1°		
			lb	lb	lb	lb	
70	84.8	455.0	45,100		45,100		70
75	84.2	454.2	44,700		44,700		75
80	83.6	453.4	44,300	31,200	44,300	31,200	80
85	82.9	452.5	43,800	31,200	43,800	31,200	85
90	82.3	451.6	43,400	31,200	43,400	31,200	90
95	81.6	450.6	42,900	31,200	42,900	31,200	95
100	81.0	449.6	42,300	31,200	42,300	31,200	100
105	80.3	448.5	41,900	31,200	41,900	31,200	105
110	79.7	447.3	41,400	31,200	41,400	31,200	110
115	79.0	446.1	40,900	31,200	40,900	31,200	115
120	78.4	444.8	40,400	31,200	40,400	31,200	120
125	77.7	443.5	39,900	31,200	39,900	31,200	125
130	77.1	442.1	39,400	31,200	39,400	31,200	130
140	75.7	439.1	38,300	31,200	38,300	31,200	140
150	74.4	435.8	37,300	31,200	37,300	31,200	150
160	73.1	432.3	36,400	31,200	36,400	31,200	160
170	71.7	428.5	35,400	30,900	35,400	30,900	170
180	70.4	424.5	34,500	30,300	34,500	30,300	180
190	69.0	420.1	33,500	29,600	33,500	29,600	190
200	67.6	415.5	32,700	29,000	32,700	29,000	200
210	66.2	410.6	31,800	28,400	31,800	28,400	210
220	64.7	405.3	30,900	27,700	30,900	27,700	220
230	63.3	399.8	30,200	27,100	30,200	27,100	230
240	61.8	393.9	29,300	26,200	29,300	26,200	240
250	60.3	387.6	28,600	25,200	28,600	25,200	250
260	58.8	381.0	27,900	24,300	27,900	24,300	260
270	57.3	374.0	27,100	23,400	27,100	23,400	270
280	55.7	366.5	26,200	22,600	26,200	22,600	280
290	54.1	358.6	25,100	21,900	25,300	21,900	290
300	52.4	350.3	22,300	20,700	24,500	21,200	300
310	50.7	341.4	19,800	18,200	23,700	20,500	310
320	49.0	332.0	17,300	15,900	23,000	19,900	320
330	47.2	322.0	15,100	13,800	22,400	19,400	330
340	45.3	311.4	12,900	11,700	21,800	18,800	340
350	43.4	300.0	10,900	9,800	21,200	18,300	350
360	41.4	287.8	8,900	7,900	20,700	17,900	360
370	39.3	274.6	7,100		20,200	17,400	370
380	37.1	260.4			19,800	17,000	380
390	34.8	245.0			19,500	16,700	390
400	32.3	228.0			19,100	16,400	400
410	29.6	209.0			17,800	16,300	410
420	26.6	187.6			16,200	15,400	420
430	23.2	162.6			14,700	14,000	430
440	19.1	131.9			13,200	12,600	440

MLC300 VPC-MAX S-2



ft	°	ft	34.8 ft		48.0 ft		ft
			0°		1°		
			lb	lb	lb	lb	
70							70
75							75
80							80
85							85
90	84.6	447.5	37,700		37,700		90
95	84.0	446.5	37,300	27,200	37,300	27,200	95
100	83.3	445.4	36,900	27,200	36,900	27,200	100
105	82.7	444.3	36,400	27,200	36,400	27,200	105
110	82.0	443.1	36,000	27,200	36,000	27,200	110
115	81.4	441.9	35,500	27,200	35,500	27,200	115
120	80.7	440.6	35,100	27,200	35,100	27,200	120
125	80.0	439.2	34,700	27,200	34,700	27,200	125
130	79.4	437.8	34,200	27,200	34,200	27,200	130
140	78.0	434.8	33,500	27,200	33,500	27,200	140
150	76.7	431.5	32,600	26,800	32,600	26,800	150
160	75.3	427.9	31,600	26,200	31,600	26,200	160
170	74.0	424.1	30,500	25,700	30,500	25,700	170
180	72.6	420.0	29,400	25,300	29,400	25,300	180
190	71.2	415.6	28,400	24,700	28,400	24,700	190
200	69.8	411.0	27,500	24,200	27,500	24,200	200
210	68.3	406.0	26,600	23,800	26,600	23,800	210
220	66.9	400.7	25,800	23,300	25,800	23,300	220
230	65.4	395.0	25,000	22,800	25,000	22,800	230
240	63.9	389.1	24,300	22,300	24,300	22,300	240
250	62.4	382.7	23,600	22,000	23,600	22,000	250
260	60.9	376.0	23,000	21,500	23,000	21,500	260
270	59.3	368.9	22,300	21,100	22,300	21,100	270
280	57.7	361.4	21,700	20,700	21,700	20,700	280
290	56.1	353.4	21,200	20,300	21,200	20,300	290
300	54.4	344.9	20,700	19,700	20,700	19,700	300
310	52.7	335.9	20,200	19,100	20,200	19,100	310
320	50.9	326.3	19,100	17,600	19,700	18,600	320
330	49.1	316.1	16,700	15,400	19,300	18,200	330
340	47.2	305.3	14,400	13,200	18,900	17,700	340
350	45.3	293.6	12,200	11,100	18,500	17,200	350
360	43.2	281.1	10,200	9,200	18,100	16,800	360
370	41.1	267.7	8,200	7,300	17,700	16,600	370
380	38.8	253.0			17,500	16,300	380
390	36.4	237.1			17,200	16,000	390
400	33.8	219.4			16,900	15,800	400
410	31.0	199.7			16,700	15,700	410
420	27.8	177.1			16,400	15,700	420
430							430
440							440

MLC300 VPC-MAX S-2



ft	°	ft	34.8 ft		48.0 ft		ft
			lb	lb	lb	lb	
75	84.5	474.1	44,000	44,000	44,000	75	
80	83.8	473.3	43,600	43,600	43,600	80	
85	83.2	472.5	43,200	43,200	43,200	85	
90	82.6	471.6	42,800	42,800	42,800	90	
95	82.0	470.7	42,400	42,400	42,400	95	
100	81.4	469.7	41,900	41,900	41,900	100	
105	80.7	468.6	41,400	41,400	41,400	105	
110	80.1	467.5	41,000	41,000	41,000	110	
115	79.5	466.3	40,600	40,600	40,600	115	
120	78.9	465.1	40,200	40,200	40,200	120	
125	78.3	463.8	39,700	39,700	39,700	125	
130	77.6	462.5	39,200	39,200	39,200	130	
140	76.4	459.6	38,300	38,300	38,300	140	
150	75.1	456.5	37,400	37,400	37,400	150	
160	73.8	453.2	36,500	36,500	36,500	160	
170	72.5	449.6	35,600	35,600	35,600	170	
180	71.2	445.7	34,700	34,700	34,700	180	
190	69.9	441.6	33,800	33,800	33,800	190	
200	68.6	437.2	33,000	33,000	33,000	200	
210	67.2	432.5	32,100	32,100	32,100	210	
220	65.9	427.5	31,300	31,300	31,300	220	
230	64.5	422.3	30,600	30,600	30,600	230	
240	63.1	416.7	29,400	29,400	29,400	240	
250	61.7	410.8	28,200	28,200	28,200	250	
260	60.3	404.6	27,100	27,100	27,100	260	
270	58.8	398.0	26,000	26,000	26,000	270	
280	57.4	391.0	25,100	25,100	25,100	280	
290	55.8	383.6	22,900	24,100	24,100	290	
300	54.3	375.8	20,100	23,300	23,300	300	
310	52.7	367.6	17,600	22,500	22,500	310	
320	51.1	358.9	15,100	21,700	21,700	320	
330	49.5	349.7	12,900	21,000	21,000	330	
340	47.8	339.9	10,700	20,400	20,400	340	
350	46.0	329.5	8,700	19,800	19,800	350	
360	44.2	318.5	6,800	19,300	19,300	360	
370	42.4	306.7		18,800	18,800	370	
380	40.4	294.1		18,400	18,400	380	
390	38.4	280.5		18,000	18,000	390	
400	36.2	265.9		17,700	17,700	400	
410	33.9	249.9		16,200	16,200	410	
420	31.5	232.4		14,700	14,700	420	
430	28.8	212.9		13,200	13,200	430	
440	25.9	190.8		11,800	11,800	440	
450	22.5	165.0		10,400	10,400	450	
460	18.5	133.4		9,000	9,000	460	

MLC300 VPC-MAX S-2



148
+
B60

386,000 lb



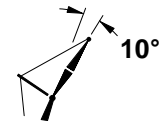
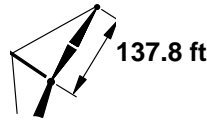
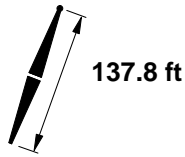
354.3 ft

118.1 ft

20°

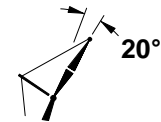
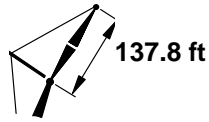
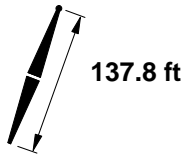
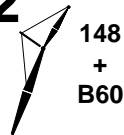
ft	°	ft	34.8 ft		ft	
			48.0 ft			
			0°	0°		
			lb	lb		
75					75	
80					80	
85					85	
90	84.9	467.4	37,400	37,400	90	
95	84.2	466.4	37,100	37,100	95	
100	83.6	465.4	36,600	36,600	100	
105	83.0	464.4	36,200	36,200	105	
110	82.4	463.2	35,800	35,800	110	
115	81.7	462.1	35,400	35,400	115	
120	81.1	460.8	35,100	35,100	120	
125	80.5	459.5	34,600	34,600	125	
130	79.8	458.2	34,300	34,300	130	
140	78.6	455.3	33,500	33,500	140	
150	77.3	452.1	32,700	32,700	150	
160	76.0	448.8	32,000	32,000	160	
170	74.7	445.1	30,900	30,900	170	
180	73.4	441.2	29,900	29,900	180	
190	72.0	437.1	28,900	28,900	190	
200	70.7	432.6	28,000	28,000	200	
210	69.3	427.9	27,100	27,100	210	
220	68.0	422.9	26,300	26,300	220	
230	66.6	417.5	25,500	25,500	230	
240	65.2	411.9	24,800	24,800	240	
250	63.8	405.9	24,100	24,100	250	
260	62.3	399.6	23,400	23,400	260	
270	60.8	392.9	22,800	22,800	270	
280	59.3	385.9	22,200	22,200	280	
290	57.8	378.4	21,700	21,700	290	
300	56.2	370.5	21,200	21,200	300	
310	54.6	362.2	19,600	20,600	310	
320	53.0	353.3	17,100	20,200	320	
330	51.3	343.9	14,700	19,800	330	
340	49.6	334.0	12,400	19,300	340	
350	47.8	323.4	10,200	18,800	350	
360	46.0	312.2	8,200	18,300	360	
370	44.1	300.1		17,900	370	
380	42.1	287.2		17,500	380	
390	40.0	273.3		17,200	390	
400	37.8	258.2		17,000	400	
410	35.4	241.7		16,800	410	
420	32.9	223.5		15,200	420	
430	30.1	203.2		13,700	430	
440	27.0	179.9		12,100	440	
450					450	
460					460	

MLC300 VPC-MAX S-2



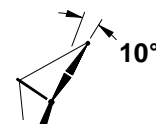
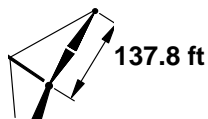
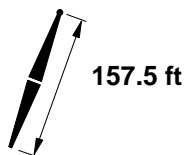
ft	°	ft	34.8 ft			48.0 ft			ft			
			0°			1°				2°		
			lb	lb	lb	lb	lb	lb		lb	lb	
65	82.2	276.8	40,500	34,400 ^c		40,500	34,400 ^c		65			
70	81.2	275.6	39,200	33,500 ^b		39,200	33,500 ^b		70			
75	80.1	274.4	38,000	32,600	28,600 ^c	38,000	32,600	28,600 ^c	75			
80	79.0	273.0	36,800	31,800	27,900 ^b	36,800	31,800	27,900 ^b	80			
85	77.9	271.6	35,600	30,900	27,200	35,600	30,900	27,200	85			
90	76.8	270.0	34,400	30,100	26,500	34,400	30,100	26,500	90			
95	75.8	268.3	33,300	29,300	25,900	33,300	29,300	25,900	95			
100	74.7	266.6	32,300	28,500	25,300	32,300	28,500	25,300	100			
105	73.5	264.7	31,200	27,700	24,700	31,200	27,700	24,700	105			
110	72.4	262.7	30,200	26,900	24,100	30,200	26,900	24,100	110			
115	71.3	260.6	29,200	26,200	23,500	29,200	26,200	23,500	115			
120	70.2	258.3	28,300	25,400	22,900	28,300	25,400	22,900	120			
125	69.0	256.0	27,400	24,700	22,300	27,400	24,700	22,300	125			
130	67.9	253.5	26,600	24,000	21,700	26,600	24,000	21,700	130			
140	65.5	248.2	24,900	22,700	20,600	24,900	22,700	20,600	140			
150	63.1	242.3	23,400	21,400	19,600	23,400	21,400	19,600	150			
160	60.6	235.8	22,000	20,200	18,600	22,000	20,200	18,600	160			
170	58.1	228.7	20,700	19,100	17,700	20,700	19,100	17,700	170			
180	55.5	220.9	19,500	18,100	16,800	19,500	18,100	16,800	180			
190	52.7	212.3	18,300	17,100	15,900	18,300	17,100	15,900	190			
200	49.9	202.8	17,400	16,200	15,100	17,400	16,200	15,100	200			
210	46.9	192.3	16,400	15,300	14,400	16,400	15,300	14,400	210			
220	43.7	180.6	15,500	14,500	13,700	15,500	14,500	13,700	220			
230	40.2	167.4	14,700	13,800	13,000	14,700	13,800	13,000	230			
240	36.5	152.4	13,900	13,100	12,400	13,900	13,100	12,400	240			
250	32.3	134.8	13,300	12,500	11,800	13,300	12,500	11,800	250			
260	27.4	113.4	12,700	12,000	11,300	12,700	12,000	11,300	260			
270	21.2	85.2	12,200	11,600	11,000	12,200	11,600	11,000	270			

MLC300 VPC-MAX S-2



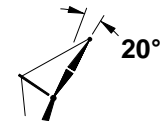
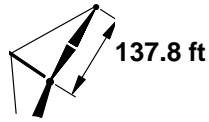
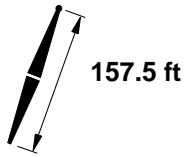
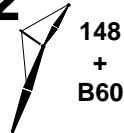
ft	°	ft	34.8 ft			48.0 ft			ft			
			0°			1°				2°		
			lb	lb	lb	lb	lb	lb		lb	lb	lb
65										65		
70										70		
75										75		
80										80		
85	82.5	268.7	30,800	25,200 ^b		30,800	25,200 ^b			85		
90	81.4	267.1	29,800	24,500		29,800	24,500			90		
95	80.3	265.4	28,900	23,900	21,700	28,900	23,900	21,700		95		
100	79.2	263.6	28,000	23,200	21,200	28,000	23,200	21,200		100		
105	78.1	261.7	27,100	22,600	20,700	27,100	22,600	20,700		105		
110	76.9	259.7	26,300	22,000	20,200	26,300	22,000	20,200		110		
115	75.8	257.6	25,500	21,400	19,700	25,500	21,400	19,700		115		
120	74.7	255.3	24,700	20,800	19,200	24,700	20,800	19,200		120		
125	73.5	252.9	24,000	20,300	18,700	24,000	20,300	18,700		125		
130	72.3	250.4	23,300	19,800	18,300	23,300	19,800	18,300		130		
140	69.9	245.0	22,000	18,700	17,400	22,000	18,700	17,400		140		
150	67.5	239.1	20,800	17,800	16,600	20,800	17,800	16,600		150		
160	65.0	232.5	19,600	17,000	15,800	19,600	17,000	15,800		160		
170	62.4	225.3	18,600	16,100	15,000	18,600	16,100	15,000		170		
180	59.7	217.3	17,500	15,300	14,400	17,500	15,300	14,400		180		
190	57.0	208.6	16,700	14,600	13,700	16,700	14,600	13,700		190		
200	54.0	198.9	15,900	13,900	13,200	15,900	13,900	13,200		200		
210	51.0	188.2	15,100	13,300	12,600	15,100	13,300	12,600		210		
220	47.7	176.2	14,400	12,700	12,000	14,400	12,700	12,000		220		
230	44.2	162.7	13,700	12,200	11,600	13,700	12,200	11,600		230		
240	40.3	147.1	13,200	11,700	11,100	13,200	11,700	11,100		240		
250	35.9	128.7	12,700	11,300	10,800	12,700	11,300	10,800		250		
260	30.7	106.0	12,400	11,000	10,500	12,400	11,000	10,500		260		
270										270		

MLC300 VPC-MAX S-2



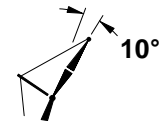
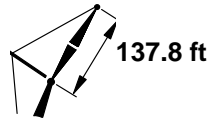
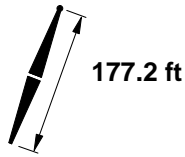
ft	°	ft	34.8 ft			48.0 ft			ft			
			0°			1°				2°		
			lb	lb	lb	lb	lb	lb		lb	lb	
55	84.7	298.8	43,100b			43,100b			55			
60	83.7	297.9	42,000	35,400c		42,000	35,400c		60			
65	82.8	296.9	40,900	34,600b	29,700c	40,900	34,600b	29,700c	65			
70	81.8	295.8	39,700	33,800	29,200c	39,700	33,800	29,200c	70			
75	80.8	294.6	38,500	32,900	28,700b	38,500	32,900	28,700b	75			
80	79.8	293.4	37,400	32,100	28,200	37,400	32,100	28,200	80			
85	78.8	292.0	36,300	31,300	27,500	36,300	31,300	27,500	85			
90	77.8	290.6	35,200	30,600	26,900	35,200	30,600	26,900	90			
95	76.7	289.0	34,100	29,800	26,300	34,100	29,800	26,300	95			
100	75.7	287.4	33,200	29,100	25,700	33,200	29,100	25,700	100			
105	74.7	285.6	32,100	28,300	25,100	32,100	28,300	25,100	105			
110	73.7	283.8	31,200	27,600	24,600	31,200	27,600	24,600	110			
115	72.6	281.8	30,300	26,900	24,100	30,300	26,900	24,100	115			
120	71.6	279.8	29,400	26,200	23,500	29,400	26,200	23,500	120			
125	70.5	277.6	28,500	25,500	23,000	28,500	25,500	23,000	125			
130	69.5	275.3	27,700	24,800	22,400	27,700	24,800	22,400	130			
140	67.3	270.4	26,100	23,600	21,400	26,100	23,600	21,400	140			
150	65.1	265.1	24,600	22,400	20,400	24,600	22,400	20,400	150			
160	62.9	259.2	23,200	21,200	19,400	23,200	21,200	19,400	160			
170	60.6	252.7	21,900	20,100	18,500	21,900	20,100	18,500	170			
180	58.2	245.7	20,700	19,100	17,700	20,700	19,100	17,700	180			
190	55.8	238.1	19,600	18,100	16,800	19,600	18,100	16,800	190			
200	53.2	229.7	18,500	17,200	16,100	18,500	17,200	16,100	200			
210	50.6	220.5	17,600	16,400	15,200	17,600	16,400	15,200	210			
220	47.8	210.4	16,700	15,500	14,600	16,700	15,500	14,600	220			
230	44.9	199.3	15,900	14,800	13,900	15,900	14,800	13,900	230			
240	41.9	186.9	15,100	14,100	13,300	15,100	14,100	13,300	240			
250	38.6	173.0	14,300	13,500	12,700	14,300	13,500	12,700	250			
260	34.9	157.2	13,700	12,900	12,200	13,700	12,900	12,200	260			
270	30.9	138.8	13,100	12,300	11,600	13,100	12,300	11,600	270			
280	26.1	116.3	12,600	11,900	11,300	12,600	11,900	11,300	280			
290	20.0	86.6	12,200	11,500	10,900	12,200	11,500	10,900	290			

MLC300 VPC-MAX S-2



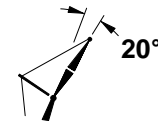
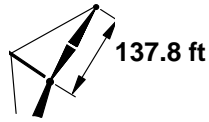
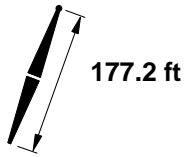

ft	°	ft	34.8 ft			48.0 ft			ft			
			0°			1°				2°		
			lb	lb	lb	lb	lb	lb		lb	lb	lb
55										55		
60										60		
65										65		
70										70		
75										75		
80	84.0	290.3	32,100			32,100				80		
85	83.0	289.0	31,100	25,400		31,100	25,400			85		
90	82.0	287.5	30,300	24,700	22,400	30,300	24,700	22,400		90		
95	81.0	285.9	29,400	24,200	21,900	29,400	24,200	21,900		95		
100	80.0	284.3	28,600	23,600	21,500	28,600	23,600	21,500		100		
105	78.9	282.5	27,700	23,000	21,000	27,700	23,000	21,000		105		
110	77.9	280.6	26,900	22,500	20,500	26,900	22,500	20,500		110		
115	76.8	278.6	26,200	21,900	20,100	26,200	21,900	20,100		115		
120	75.8	276.6	25,400	21,400	19,600	25,400	21,400	19,600		120		
125	74.7	274.4	24,700	20,800	19,200	24,700	20,800	19,200		125		
130	73.6	272.1	24,100	20,300	18,700	24,100	20,300	18,700		130		
140	71.4	267.1	22,800	19,300	17,900	22,800	19,300	17,900		140		
150	69.2	261.7	21,600	18,500	17,200	21,600	18,500	17,200		150		
160	66.9	255.7	20,500	17,500	16,400	20,500	17,500	16,400		160		
170	64.6	249.2	19,400	16,800	15,700	19,400	16,800	15,700		170		
180	62.2	242.1	18,500	16,000	15,000	18,500	16,000	15,000		180		
190	59.7	234.3	17,500	15,300	14,400	17,500	15,300	14,400		190		
200	57.1	225.8	16,700	14,600	13,800	16,700	14,600	13,800		200		
210	54.5	216.4	16,000	14,000	13,200	16,000	14,000	13,200		210		
220	51.7	206.1	15,300	13,400	12,700	15,300	13,400	12,700		220		
230	48.7	194.7	14,600	12,900	12,200	14,600	12,900	12,200		230		
240	45.5	182.0	14,000	12,400	11,700	14,000	12,400	11,700		240		
250	42.1	167.7	13,400	11,900	11,300	13,400	11,900	11,300		250		
260	38.4	151.3	13,000	11,500	10,900	13,000	11,500	10,900		260		
270	34.1	132.0	12,600	11,200	10,600	12,600	11,200	10,600		270		
280	29.0	108.1	12,300	10,900	10,400	12,300	10,900	10,400		280		
290										290		

MLC300 VPC-MAX S-2



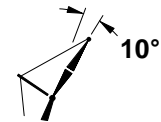
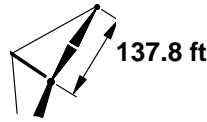
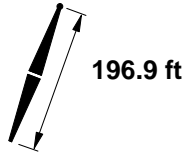
ft	°	ft	34.8 ft			48.0 ft			ft			
			0°			1°				2°		
			lb	lb	lb	lb	lb	lb		lb	lb	
60	84.1	317.8	42,100			42,100			60			
65	83.2	316.9	41,000	34,600b		41,000	34,600b		65			
70	82.3	315.9	40,000	33,900	29,200b	40,000	33,900	29,200b	70			
75	81.4	314.8	38,900	33,200	28,800b	38,900	33,200	28,800b	75			
80	80.4	313.6	37,900	32,400	28,300	37,900	32,400	28,300	80			
85	79.5	312.3	36,900	31,700	27,700	36,900	31,700	27,700	85			
90	78.5	311.0	35,900	31,000	27,200	35,900	31,000	27,200	90			
95	77.6	309.5	34,900	30,300	26,600	34,900	30,300	26,600	95			
100	76.7	308.0	33,900	29,600	26,000	33,900	29,600	26,000	100			
105	75.7	306.4	33,000	28,900	25,600	33,000	28,900	25,600	105			
110	74.7	304.7	32,000	28,200	25,000	32,000	28,200	25,000	110			
115	73.8	302.9	31,200	27,500	24,500	31,200	27,500	24,500	115			
120	72.8	301.0	30,300	26,900	24,000	30,300	26,900	24,000	120			
125	71.8	298.9	29,400	26,300	23,500	29,400	26,300	23,500	125			
130	70.8	296.8	28,600	25,600	23,000	28,600	25,600	23,000	130			
140	68.8	292.3	27,100	24,400	22,000	27,100	24,400	22,000	140			
150	66.8	287.4	25,600	23,200	21,000	25,600	23,200	21,000	150			
160	64.8	282.0	24,300	22,100	20,200	24,300	22,100	20,200	160			
170	62.6	276.1	23,000	21,000	19,300	23,000	21,000	19,300	170			
180	60.5	269.7	21,800	20,000	18,400	21,800	20,000	18,400	180			
190	58.3	262.7	20,700	19,000	17,600	20,700	19,000	17,600	190			
200	56.0	255.2	19,700	18,200	16,900	19,700	18,200	16,900	200			
210	53.7	247.0	18,700	17,300	16,100	18,700	17,300	16,100	210			
220	51.2	238.1	17,800	16,500	15,400	17,800	16,500	15,400	220			
230	48.7	228.3	16,900	15,800	14,700	16,900	15,800	14,700	230			
240	46.0	217.7	16,100	15,000	14,100	16,100	15,000	14,100	240			
250	43.2	205.9	15,400	14,400	13,500	15,400	14,400	13,500	250			
260	40.3	192.9	14,700	13,800	13,000	14,700	13,800	13,000	260			
270	37.0	178.4	14,100	13,300	12,400	14,100	13,300	12,400	270			
280	33.5	161.8	13,500	12,700	12,000	13,500	12,700	12,000	280			
290	29.6	142.5	13,000	12,200	11,500	13,000	12,200	11,500	290			
300	24.9	119.0	12,400	11,800	11,200	12,400	11,800	11,200	300			
310	19.0	87.9	12,100	11,500	10,900	12,100	11,500	10,900	310			

MLC300 VPC-MAX S-2



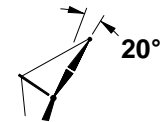
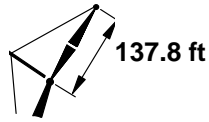
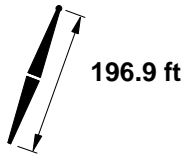
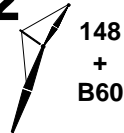
ft	°	ft	34.8 ft			48.0 ft			ft			
			0°			1°				2°		
			lb	lb	lb	lb	lb	lb		lb	lb	
60									60			
65									65			
70									70			
75									75			
80	84.4	310.4	32,300			32,300			80			
85	83.5	309.1	31,400	25,600		31,400	25,600		85			
90	82.5	307.8	30,600	25,000	22,500	30,600	25,000	22,500	90			
95	81.6	306.3	29,800	24,400	22,100	29,800	24,400	22,100	95			
100	80.6	304.8	29,000	23,900	21,600	29,000	23,900	21,600	100			
105	79.7	303.1	28,200	23,300	21,200	28,200	23,300	21,200	105			
110	78.7	301.4	27,500	22,800	20,800	27,500	22,800	20,800	110			
115	77.7	299.5	26,700	22,300	20,400	26,700	22,300	20,400	115			
120	76.7	297.6	26,100	21,800	19,900	26,100	21,800	19,900	120			
125	75.7	295.6	25,400	21,300	19,600	25,400	21,300	19,600	125			
130	74.7	293.5	24,700	20,800	19,100	24,700	20,800	19,100	130			
140	72.7	288.9	23,500	19,900	18,300	23,500	19,900	18,300	140			
150	70.7	283.9	22,300	19,000	17,600	22,300	19,000	17,600	150			
160	68.6	278.4	21,200	18,200	16,900	21,200	18,200	16,900	160			
170	66.4	272.4	20,300	17,400	16,200	20,300	17,400	16,200	170			
180	64.3	265.9	19,300	16,600	15,600	19,300	16,600	15,600	180			
190	62.0	258.9	18,400	16,000	15,000	18,400	16,000	15,000	190			
200	59.7	251.2	17,500	15,300	14,400	17,500	15,300	14,400	200			
210	57.3	242.9	16,800	14,700	13,800	16,800	14,700	13,800	210			
220	54.8	233.8	16,000	14,100	13,300	16,000	14,100	13,300	220			
230	52.2	223.9	15,400	13,500	12,700	15,400	13,500	12,700	230			
240	49.5	213.0	14,700	13,000	12,300	14,700	13,000	12,300	240			
250	46.7	201.0	14,200	12,500	11,900	14,200	12,500	11,900	250			
260	43.6	187.6	13,600	12,100	11,500	13,600	12,100	11,500	260			
270	40.3	172.6	13,200	11,700	11,100	13,200	11,700	11,100	270			
280	36.6	155.4	12,800	11,400	10,800	12,800	11,400	10,800	280			
290	32.5	135.1	12,400	11,100	10,500	12,400	11,100	10,500	290			
300	27.5	110.0	12,200	10,800	10,400	12,200	10,800	10,400	300			
310									310			

MLC300 VPC-MAX S-2



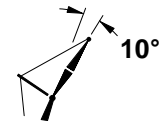
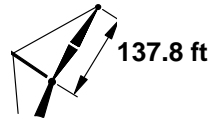
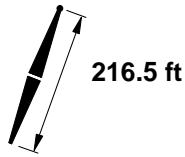
ft	°	ft	34.8 ft			48.0 ft			ft			
			0°			1°				2°		
			lb	lb	lb	lb	lb	lb		lb	lb	
60	84.5	337.7	42,100			42,100			60			
65	83.6	336.9	41,200	34,700		41,200	34,700		65			
70	82.7	335.9	40,200	34,000	29,100 ^b	40,200	34,000	29,100 ^b	70			
75	81.9	334.9	39,300	33,300	28,700	39,300	33,300	28,700	75			
80	81.0	333.8	38,300	32,600	28,300	38,300	32,600	28,300	80			
85	80.1	332.6	37,300	31,900	27,900	37,300	31,900	27,900	85			
90	79.2	331.3	36,400	31,300	27,400	36,400	31,300	27,400	90			
95	78.4	330.0	35,400	30,600	26,800	35,400	30,600	26,800	95			
100	77.5	328.5	34,600	30,000	26,400	34,600	30,000	26,400	100			
105	76.6	327.0	33,600	29,400	25,800	33,600	29,400	25,800	105			
110	75.7	325.4	32,800	28,700	25,300	32,800	28,700	25,300	110			
115	74.8	323.7	31,900	28,100	24,900	31,900	28,100	24,900	115			
120	73.9	321.9	31,100	27,500	24,400	31,100	27,500	24,400	120			
125	72.9	320.1	30,300	26,800	23,900	30,300	26,800	23,900	125			
130	72.0	318.1	29,500	26,200	23,500	29,500	26,200	23,500	130			
140	70.2	313.9	28,000	25,100	22,500	28,000	25,100	22,500	140			
150	68.3	309.3	26,600	24,000	21,700	26,600	24,000	21,700	150			
160	66.4	304.3	25,300	22,900	20,800	25,300	22,900	20,800	160			
170	64.4	298.9	24,000	21,800	19,900	24,000	21,800	19,900	170			
180	62.5	293.0	22,900	20,900	19,100	22,900	20,900	19,100	180			
190	60.4	286.6	21,800	19,900	18,300	21,800	19,900	18,300	190			
200	58.4	279.7	20,700	19,000	17,600	20,700	19,000	17,600	200			
210	56.2	272.3	19,800	18,200	16,800	19,800	18,200	16,800	210			
220	54.0	264.2	18,800	17,500	16,200	18,800	17,500	16,200	220			
230	51.8	255.5	17,900	16,700	15,500	17,900	16,700	15,500	230			
240	49.4	246.1	17,200	15,900	14,900	17,200	15,900	14,900	240			
250	47.0	235.8	16,400	15,300	14,300	16,400	15,300	14,300	250			
260	44.4	224.6	15,700	14,700	13,800	15,700	14,700	13,800	260			
270	41.7	212.3	15,000	14,100	13,200	15,000	14,100	13,200	270			
280	38.8	198.7	14,300	13,500	12,700	14,300	13,500	12,700	280			
290	35.7	183.5	13,800	13,000	12,200	13,800	13,000	12,200	290			
300	32.3	166.2	13,300	12,600	11,800	13,300	12,600	11,800	300			
310	28.4	146.1	12,800	12,100	11,400	12,800	12,100	11,400	310			
320	23.9	121.6	12,400	11,700	11,100	12,400	11,700	11,100	320			
330	18.1	89.0	12,100	11,400	10,800	12,100	11,400	10,800	330			

MLC300 VPC-MAX S-2



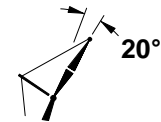
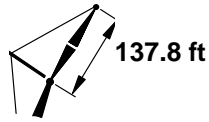
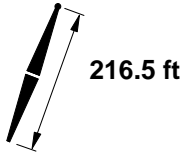
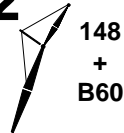
ft	°	ft	34.8 ft			48.0 ft			ft			
			0°			1°				2°		
			lb	lb	lb	lb	lb	lb		lb	lb	
60									60			
65									65			
70									70			
75									75			
80	84.8	330.5	32,400			32,400			80			
85	83.9	329.3	31,600	25,700		31,600	25,700		85			
90	83.0	328.0	30,800	25,100	22,600	30,800	25,100	22,600	90			
95	82.1	326.6	30,100	24,600	22,200	30,100	24,600	22,200	95			
100	81.2	325.2	29,400	24,100	21,800	29,400	24,100	21,800	100			
105	80.3	323.6	28,600	23,600	21,400	28,600	23,600	21,400	105			
110	79.4	322.0	27,900	23,100	21,000	27,900	23,100	21,000	110			
115	78.5	320.3	27,200	22,600	20,600	27,200	22,600	20,600	115			
120	77.6	318.5	26,600	22,200	20,200	26,600	22,200	20,200	120			
125	76.6	316.6	25,900	21,700	19,800	25,900	21,700	19,800	125			
130	75.7	314.6	25,300	21,200	19,500	25,300	21,200	19,500	130			
140	73.8	310.3	24,100	20,300	18,700	24,100	20,300	18,700	140			
150	71.9	305.7	23,000	19,500	18,000	23,000	19,500	18,000	150			
160	70.0	300.6	21,900	18,700	17,300	21,900	18,700	17,300	160			
170	68.0	295.1	21,000	17,900	16,700	21,000	17,900	16,700	170			
180	66.0	289.2	20,000	17,200	16,100	20,000	17,200	16,100	180			
190	64.0	282.7	19,200	16,600	15,400	19,200	16,600	15,400	190			
200	61.8	275.7	18,300	15,800	14,800	18,300	15,800	14,800	200			
210	59.7	268.2	17,500	15,300	14,300	17,500	15,300	14,300	210			
220	57.5	260.0	16,800	14,700	13,800	16,800	14,700	13,800	220			
230	55.1	251.1	16,200	14,100	13,300	16,200	14,100	13,300	230			
240	52.8	241.5	15,500	13,600	12,900	15,500	13,600	12,900	240			
250	50.3	231.0	14,900	13,100	12,400	14,900	13,100	12,400	250			
260	47.6	219.6	14,400	12,700	12,000	14,400	12,700	12,000	260			
270	44.8	207.0	13,900	12,300	11,600	13,900	12,300	11,600	270			
280	41.9	193.0	13,400	11,900	11,300	13,400	11,900	11,300	280			
290	38.7	177.2	13,000	11,500	11,000	13,000	11,500	11,000	290			
300	35.1	159.2	12,700	11,200	10,700	12,700	11,200	10,700	300			
310	31.1	138.0	12,400	11,000	10,500	12,400	11,000	10,500	310			
320	26.2	111.7	12,200	10,800	10,400	12,200	10,800	10,400	320			
330									330			

MLC300 VPC-MAX S-2



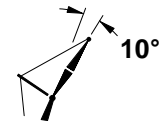
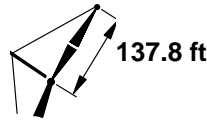
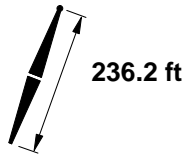
ft	°	ft	34.8 ft			48.0 ft			ft			
			0°			1°				2°		
			lb	lb	lb	lb	lb	lb		lb	lb	
60	84.8	357.6	42,100			42,100			60			
65	84.0	356.8	41,200	34,500		41,200	34,500		65			
70	83.2	355.9	40,300	34,000		40,300	34,000		70			
75	82.3	355.0	39,400	33,300	28,600	39,400	33,300	28,600	75			
80	81.5	353.9	38,500	32,700	28,200	38,500	32,700	28,200	80			
85	80.7	352.8	37,700	32,100	27,900	37,700	32,100	27,900	85			
90	79.9	351.6	36,800	31,400	27,400	36,800	31,400	27,400	90			
95	79.0	350.3	35,900	30,800	27,000	35,900	30,800	27,000	95			
100	78.2	349.0	35,000	30,300	26,500	35,000	30,300	26,500	100			
105	77.3	347.5	34,200	29,600	26,100	34,200	29,600	26,100	105			
110	76.5	346.0	33,400	29,000	25,500	33,400	29,000	25,500	110			
115	75.7	344.4	32,600	28,500	25,100	32,600	28,500	25,100	115			
120	74.8	342.8	31,800	27,900	24,700	31,800	27,900	24,700	120			
125	73.9	341.0	31,000	27,300	24,200	31,000	27,300	24,200	125			
130	73.1	339.2	30,300	26,800	23,800	30,300	26,800	23,800	130			
140	71.3	335.2	28,800	25,600	22,900	28,800	25,600	22,900	140			
150	69.6	330.9	27,400	24,600	22,100	27,400	24,600	22,100	150			
160	67.8	326.3	26,200	23,600	21,300	26,200	23,600	21,300	160			
170	66.0	321.2	25,000	22,600	20,500	25,000	22,600	20,500	170			
180	64.2	315.8	23,800	21,600	19,700	23,800	21,600	19,700	180			
190	62.3	309.9	22,700	20,700	18,900	22,700	20,700	18,900	190			
200	60.4	303.5	21,700	19,900	18,200	21,700	19,900	18,200	200			
210	58.4	296.7	20,700	19,000	17,500	20,700	19,000	17,500	210			
220	56.4	289.4	19,800	18,300	16,800	19,800	18,300	16,800	220			
230	54.4	281.5	18,900	17,500	16,200	18,900	17,500	16,200	230			
240	52.2	272.9	18,100	16,700	15,600	18,100	16,700	15,600	240			
250	50.0	263.8	17,400	16,100	15,000	17,400	16,100	15,000	250			
260	47.8	253.8	16,600	15,400	14,400	16,600	15,400	14,400	260			
270	45.4	243.0	15,900	14,900	13,900	15,900	14,900	13,900	270			
280	42.9	231.3	15,300	14,300	13,400	15,300	14,300	13,400	280			
290	40.3	218.4	14,700	13,800	12,900	14,700	13,800	12,900	290			
300	37.5	204.2	14,100	13,300	12,500	14,100	13,300	12,500	300			
310	34.4	188.4	13,600	12,800	12,100	13,600	12,800	12,100	310			
320	31.1	170.4	13,100	12,400	11,700	13,100	12,400	11,700	320			
330	27.4	149.4	12,700	12,000	11,300	12,700	12,000	11,300	330			
340	22.9	124.0	12,300	11,700	11,000	12,300	11,700	11,000	340			
350	17.2	89.9	12,000	11,400	10,900	12,000	11,400	10,900	350			

MLC300 VPC-MAX S-2



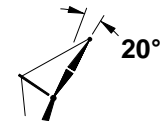
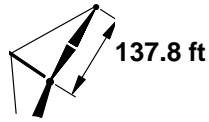
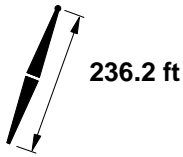
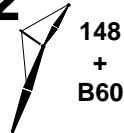
ft	°	ft	34.8 ft			48.0 ft			ft			
			0°			1°				2°		
			lb	lb	lb	lb	lb	lb		lb	lb	
60									60			
65									65			
70									70			
75									75			
80									80			
85	84.2	349.3	31,800			31,800			85			
90	83.4	348.1	31,100	25,200		31,100	25,200		90			
95	82.6	346.8	30,300	24,800	22,300	30,300	24,800	22,300	95			
100	81.7	345.5	29,600	24,300	21,900	29,600	24,300	21,900	100			
105	80.9	344.0	29,000	23,800	21,600	29,000	23,800	21,600	105			
110	80.0	342.5	28,300	23,300	21,100	28,300	23,300	21,100	110			
115	79.2	340.9	27,700	22,900	20,800	27,700	22,900	20,800	115			
120	78.3	339.2	27,000	22,400	20,400	27,000	22,400	20,400	120			
125	77.4	337.4	26,400	22,000	20,100	26,400	22,000	20,100	125			
130	76.6	335.6	25,800	21,600	19,700	25,800	21,600	19,700	130			
140	74.8	331.6	24,700	20,700	19,000	24,700	20,700	19,000	140			
150	73.0	327.2	23,600	19,900	18,400	23,600	19,900	18,400	150			
160	71.2	322.5	22,600	19,100	17,700	22,600	19,100	17,700	160			
170	69.4	317.4	21,500	18,400	17,100	21,500	18,400	17,100	170			
180	67.5	311.9	20,700	17,700	16,500	20,700	17,700	16,500	180			
190	65.6	305.9	19,800	17,000	15,900	19,800	17,000	15,900	190			
200	63.7	299.5	19,000	16,400	15,400	19,000	16,400	15,400	200			
210	61.7	292.6	18,200	15,800	14,800	18,200	15,800	14,800	210			
220	59.7	285.1	17,500	15,200	14,300	17,500	15,200	14,300	220			
230	57.6	277.1	16,800	14,700	13,800	16,800	14,700	13,800	230			
240	55.4	268.4	16,200	14,200	13,400	16,200	14,200	13,400	240			
250	53.2	259.1	15,600	13,700	12,900	15,600	13,700	12,900	250			
260	50.9	248.9	15,000	13,300	12,500	15,000	13,300	12,500	260			
270	48.4	237.9	14,600	12,800	12,200	14,600	12,800	12,200	270			
280	45.9	225.9	14,100	12,400	11,800	14,100	12,400	11,800	280			
290	43.2	212.7	13,600	12,000	11,500	13,600	12,000	11,500	290			
300	40.3	198.1	13,200	11,700	11,100	13,200	11,700	11,100	300			
310	37.2	181.7	12,800	11,400	10,900	12,800	11,400	10,900	310			
320	33.7	162.9	12,500	11,100	10,600	12,500	11,100	10,600	320			
330	29.7	140.8	12,300	10,900	10,400	12,300	10,900	10,400	330			
340	25.0	113.3	12,200	10,800	10,300	12,200	10,800	10,300	340			
350									350			

MLC300 VPC-MAX S-2



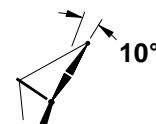
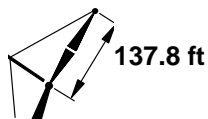
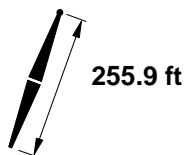
ft	°	ft	34.8 ft			48.0 ft			ft			
			0°			1°				2°		
			lb	lb	lb	lb	lb	lb		lb	lb	
65	84.3	376.7	41,100			41,100			65			
70	83.5	375.9	40,300	33,800		40,300	33,800		70			
75	82.7	375.0	39,500	33,300	28,400	39,500	33,300	28,400	75			
80	82.0	374.0	38,700	32,700	28,000	38,700	32,700	28,000	80			
85	81.2	372.9	37,800	32,100	27,700	37,800	32,100	27,700	85			
90	80.4	371.8	37,100	31,500	27,300	37,100	31,500	27,300	90			
95	79.6	370.6	36,300	31,000	27,000	36,300	31,000	27,000	95			
100	78.8	369.3	35,400	30,400	26,600	35,400	30,400	26,600	100			
105	78.0	368.0	34,700	29,900	26,100	34,700	29,900	26,100	105			
110	77.2	366.6	33,900	29,300	25,700	33,900	29,300	25,700	110			
115	76.4	365.1	33,200	28,800	25,300	33,200	28,800	25,300	115			
120	75.6	363.5	32,400	28,300	24,900	32,400	28,300	24,900	120			
125	74.8	361.8	31,700	27,700	24,400	31,700	27,700	24,400	125			
130	74.0	360.1	30,900	27,200	24,100	30,900	27,200	24,100	130			
140	72.4	356.4	29,600	26,200	23,300	29,600	26,200	23,300	140			
150	70.7	352.4	28,200	25,100	22,500	28,200	25,100	22,500	150			
160	69.1	348.0	27,000	24,200	21,700	27,000	24,200	21,700	160			
170	67.4	343.3	25,800	23,200	21,000	25,800	23,200	21,000	170			
180	65.7	338.2	24,700	22,200	20,200	24,700	22,200	20,200	180			
190	63.9	332.7	23,600	21,400	19,500	23,600	21,400	19,500	190			
200	62.1	326.8	22,500	20,600	18,800	22,500	20,600	18,800	200			
210	60.3	320.5	21,600	19,800	18,100	21,600	19,800	18,100	210			
220	58.5	313.7	20,700	18,900	17,500	20,700	18,900	17,500	220			
230	56.6	306.4	19,800	18,300	16,900	19,800	18,300	16,900	230			
240	54.6	298.7	19,000	17,600	16,200	19,000	17,600	16,200	240			
250	52.6	290.3	18,200	16,900	15,600	18,200	16,900	15,600	250			
260	50.6	281.3	17,500	16,200	15,100	17,500	16,200	15,100	260			
270	48.5	271.7	16,800	15,600	14,600	16,800	15,600	14,600	270			
280	46.3	261.3	16,200	15,100	14,000	16,200	15,100	14,000	280			
290	44.0	250.0	15,600	14,500	13,500	15,600	14,500	13,500	290			
300	41.5	237.7	15,000	14,000	13,100	15,000	14,000	13,100	300			
310	39.0	224.3	14,400	13,500	12,600	14,400	13,500	12,600	310			
320	36.2	209.6	13,800	13,000	12,200	13,800	13,000	12,200	320			
330	33.3	193.1	13,400	12,600	11,900	13,400	12,600	11,900	330			
340	30.0	174.4	13,000	12,300	11,500	13,000	12,300	11,500	340			
350	26.4	152.7	12,600	11,900	11,200	12,600	11,900	11,200	350			
360	22.1	126.2	12,200	11,600	11,000	12,200	11,600	11,000	360			
370	16.4	90.7	12,000	11,400	10,800	12,000	11,400	10,800	370			

MLC300 VPC-MAX S-2



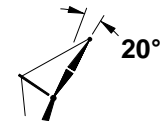
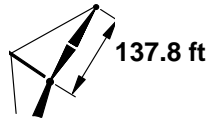
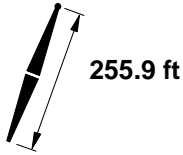
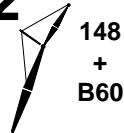
ft	°	ft	34.8 ft			48.0 ft			ft			
			0°			1°				2°		
			lb	lb	lb	lb	lb	lb		lb	lb	
65									65			
70									70			
75									75			
80									80			
85	84.5	369.4	31,900			31,900			85			
90	83.8	368.2	31,200	25,300		31,200	25,300		90			
95	83.0	367.0	30,500	24,800	22,300	30,500	24,800	22,300	95			
100	82.2	365.7	29,900	24,400	21,900	29,900	24,400	21,900	100			
105	81.4	364.3	29,200	24,000	21,600	29,200	24,000	21,600	105			
110	80.6	362.9	28,600	23,500	21,300	28,600	23,500	21,300	110			
115	79.8	361.4	28,000	23,100	20,900	28,000	23,100	20,900	115			
120	78.9	359.8	27,400	22,700	20,600	27,400	22,700	20,600	120			
125	78.1	358.1	26,800	22,300	20,300	26,800	22,300	20,300	125			
130	77.3	356.4	26,200	21,800	19,900	26,200	21,800	19,900	130			
140	75.7	352.6	25,100	21,000	19,300	25,100	21,000	19,300	140			
150	74.0	348.6	24,100	20,300	18,600	24,100	20,300	18,600	150			
160	72.3	344.1	23,100	19,500	18,100	23,100	19,500	18,100	160			
170	70.6	339.4	22,200	18,800	17,400	22,200	18,800	17,400	170			
180	68.9	334.2	21,300	18,200	16,800	21,300	18,200	16,800	180			
190	67.1	328.7	20,500	17,500	16,300	20,500	17,500	16,300	190			
200	65.3	322.7	19,600	16,900	15,700	19,600	16,900	15,700	200			
210	63.5	316.3	18,900	16,400	15,200	18,900	16,400	15,200	210			
220	61.6	309.4	18,200	15,800	14,800	18,200	15,800	14,800	220			
230	59.7	302.1	17,500	15,200	14,200	17,500	15,200	14,200	230			
240	57.7	294.1	16,800	14,700	13,800	16,800	14,700	13,800	240			
250	55.7	285.7	16,300	14,200	13,400	16,300	14,200	13,400	250			
260	53.6	276.5	15,700	13,800	13,000	15,700	13,800	13,000	260			
270	51.4	266.7	15,200	13,400	12,600	15,200	13,400	12,600	270			
280	49.2	256.1	14,700	13,000	12,200	14,700	13,000	12,200	280			
290	46.8	244.6	14,200	12,600	11,900	14,200	12,600	11,900	290			
300	44.3	232.0	13,800	12,200	11,600	13,800	12,200	11,600	300			
310	41.7	218.3	13,400	11,800	11,300	13,400	11,800	11,300	310			
320	38.9	203.0	13,000	11,600	11,000	13,000	11,600	11,000	320			
330	35.8	185.9	12,800	11,300	10,800	12,800	11,300	10,800	330			
340	32.4	166.4	12,500	11,100	10,600	12,500	11,100	10,600	340			
350	28.6	143.4	12,300	10,900	10,400	12,300	10,900	10,400	350			
360									360			
370									370			

MLC300 VPC-MAX S-2



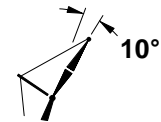
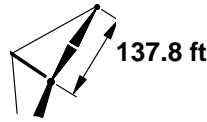
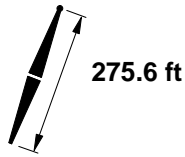
ft	°	ft	34.8 ft			48.0 ft			ft			
			0°			1°				2°		
			lb	lb	lb	lb	lb	lb		lb	lb	
65	84.6	396.6	40,400			40,400			65			
70	83.8	395.8	39,900	32,300		39,900	32,300		70			
75	83.1	395.0	39,300	31,700		39,300	31,700		75			
80	82.4	394.0	38,500	31,200	27,000	38,500	31,200	27,000	80			
85	81.6	393.0	37,800	30,700	26,700	37,800	30,700	26,700	85			
90	80.9	392.0	37,100	30,100	26,200	37,100	30,100	26,200	90			
95	80.1	390.8	36,400	29,600	25,800	36,400	29,600	25,800	95			
100	79.4	389.6	35,600	29,100	25,500	35,600	29,100	25,500	100			
105	78.6	388.3	34,900	28,600	25,100	34,900	28,600	25,100	105			
110	77.9	387.0	34,200	28,100	24,700	34,200	28,100	24,700	110			
115	77.1	385.6	33,400	27,600	24,300	33,400	27,600	24,300	115			
120	76.4	384.1	32,800	27,100	23,900	32,800	27,100	23,900	120			
125	75.6	382.5	32,100	26,600	23,600	32,100	26,600	23,600	125			
130	74.8	380.9	31,400	26,100	23,100	31,400	26,100	23,100	130			
140	73.3	377.4	30,100	25,100	22,400	30,100	25,100	22,400	140			
150	71.8	373.6	28,800	24,200	21,700	28,800	24,200	21,700	150			
160	70.2	369.5	27,600	23,300	21,000	27,600	23,300	21,000	160			
170	68.6	365.0	26,400	22,400	20,300	26,400	22,400	20,300	170			
180	67.0	360.2	25,300	21,600	19,600	25,300	21,600	19,600	180			
190	65.3	355.1	24,300	20,800	18,900	24,300	20,800	18,900	190			
200	63.7	349.6	23,300	20,000	18,200	23,300	20,000	18,200	200			
210	62.0	343.7	22,400	19,300	17,700	22,400	19,300	17,700	210			
220	60.3	337.4	21,500	18,500	17,000	21,500	18,500	17,000	220			
230	58.5	330.7	20,600	17,800	16,500	20,600	17,800	16,500	230			
240	56.7	323.5	19,800	17,300	15,900	19,800	17,300	15,900	240			
250	54.9	315.8	19,000	16,600	15,400	19,000	16,600	15,400	250			
260	53.0	307.6	18,200	16,000	14,800	18,200	16,000	14,800	260			
270	51.1	298.8	17,600	15,500	14,400	17,600	15,500	14,400	270			
280	49.1	289.4	16,900	14,900	13,900	16,900	14,900	13,900	280			
290	47.0	279.3	16,300	14,400	13,500	16,300	14,400	13,500	290			
300	44.9	268.4	15,700	13,900	13,000	15,700	13,900	13,000	300			
310	42.6	256.7	15,100	13,500	12,600	15,100	13,500	12,600	310			
320	40.3	244.0	14,600	13,000	12,200	14,600	13,000	12,200	320			
330	37.8	230.0	14,100	12,600	11,800	14,100	12,600	11,800	330			
340	35.1	214.7	13,600	12,200	11,500	13,600	12,200	11,500	340			
350	32.2	197.6	13,200	11,800	11,100	13,200	11,800	11,100	350			
360	29.1	178.2	12,900	11,500	10,900	12,900	11,500	10,900	360			
370	25.5	155.7	12,500	11,200	10,600	12,500	11,200	10,600	370			
380	21.2	128.3	12,200	10,900	10,400	12,200	10,900	10,400	380			
390	15.7	91.3	10,800	10,400	10,100	12,000	10,800	10,200	390			

MLC300 VPC-MAX S-2



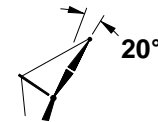
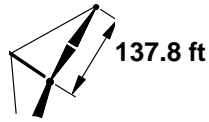
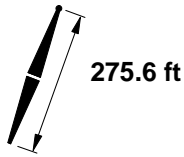
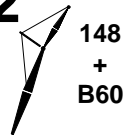
ft	°	ft	34.8 ft			48.0 ft			ft			
			0°			1°				2°		
			lb	lb	lb	lb	lb	lb		lb	lb	
65									65			
70									70			
75									75			
80									80			
85	84.8	389.3	31,800			31,800			85			
90	84.1	388.3	31,200			31,200			90			
95	83.3	387.1	30,600	24,800		30,600	24,800		95			
100	82.6	385.9	30,000	24,400	21,900	30,000	24,400	21,900	100			
105	81.8	384.6	29,400	24,000	21,500	29,400	24,000	21,500	105			
110	81.1	383.2	28,800	23,600	21,200	28,800	23,600	21,200	110			
115	80.3	381.8	28,200	23,200	20,900	28,200	23,200	20,900	115			
120	79.5	380.3	27,700	22,800	20,700	27,700	22,800	20,700	120			
125	78.8	378.7	27,100	22,400	20,300	27,100	22,400	20,300	125			
130	78.0	377.1	26,600	22,000	20,000	26,600	22,000	20,000	130			
140	76.4	373.5	25,500	21,300	19,400	25,500	21,300	19,400	140			
150	74.9	369.7	24,500	20,500	18,800	24,500	20,500	18,800	150			
160	73.3	365.5	23,600	19,800	18,200	23,600	19,800	18,200	160			
170	71.7	361.1	22,700	19,100	17,700	22,700	19,100	17,700	170			
180	70.0	356.2	21,800	18,500	17,100	21,800	18,500	17,100	180			
190	68.4	351.0	21,000	17,900	16,600	21,000	17,900	16,600	190			
200	66.7	345.5	20,200	17,300	16,000	20,200	17,300	16,000	200			
210	65.0	339.5	19,500	16,700	15,600	19,500	16,700	15,600	210			
220	63.2	333.1	18,700	16,200	15,100	18,700	16,200	15,100	220			
230	61.5	326.3	18,100	15,600	14,600	18,100	15,600	14,600	230			
240	59.6	319.0	17,400	15,200	14,200	17,400	15,200	14,200	240			
250	57.8	311.2	16,900	14,700	13,800	16,900	14,700	13,800	250			
260	55.9	302.9	16,300	14,200	13,400	16,300	14,200	13,400	260			
270	53.9	293.9	15,800	13,800	13,000	15,800	13,800	13,000	270			
280	51.9	284.4	15,300	13,400	12,600	15,300	13,400	12,600	280			
290	49.8	274.1	14,800	13,000	12,300	14,800	13,000	12,300	290			
300	47.6	263.0	14,300	12,600	11,900	14,300	12,600	11,900	300			
310	45.3	251.0	14,000	12,300	11,600	14,000	12,300	11,600	310			
320	42.9	237.9	13,600	12,000	11,400	13,600	12,000	11,400	320			
330	40.3	223.6	13,200	11,700	11,100	13,200	11,700	11,100	330			
340	37.6	207.8	12,900	11,400	10,800	12,900	11,400	10,800	340			
350	34.6	190.0	12,600	11,200	10,700	12,600	11,200	10,700	350			
360	31.3	169.8	12,400	11,000	10,500	12,400	11,000	10,500	360			
370	27.5	145.9	12,200	10,900	10,400	12,200	10,900	10,400	370			
380									380			
390									390			

MLC300 VPC-MAX S-2



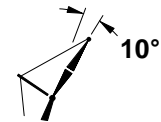
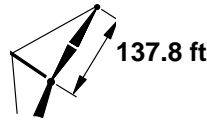
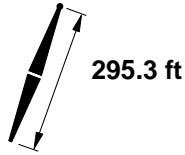
ft	°	ft	34.8 ft			48.0 ft			ft			
			0°			1°				2°		
			lb	lb	lb	lb	lb	lb		lb	lb	
65	84.8	416.5	39,900			39,900			65			
70	84.1	415.7	39,400			39,400			70			
75	83.4	414.9	39,000	31,500		39,000	31,500		75			
80	82.7	414.0	38,500	31,000	26,700	38,500	31,000	26,700	80			
85	82.0	413.1	37,800	30,600	26,400	37,800	30,600	26,400	85			
90	81.3	412.1	37,200	30,100	26,100	37,200	30,100	26,100	90			
95	80.6	411.0	36,500	29,600	25,700	36,500	29,600	25,700	95			
100	79.9	409.8	35,800	29,100	25,400	35,800	29,100	25,400	100			
105	79.2	408.6	35,100	28,700	25,000	35,100	28,700	25,000	105			
110	78.5	407.3	34,500	28,200	24,600	34,500	28,200	24,600	110			
115	77.8	406.0	33,800	27,700	24,300	33,800	27,700	24,300	115			
120	77.0	404.6	33,100	27,300	24,000	33,100	27,300	24,000	120			
125	76.3	403.1	32,500	26,800	23,600	32,500	26,800	23,600	125			
130	75.6	401.5	31,800	26,300	23,300	31,800	26,300	23,300	130			
140	74.1	398.2	30,500	25,400	22,500	30,500	25,400	22,500	140			
150	72.7	394.6	29,400	24,500	21,900	29,400	24,500	21,900	150			
160	71.2	390.8	28,200	23,700	21,200	28,200	23,700	21,200	160			
170	69.7	386.6	27,100	22,800	20,500	27,100	22,800	20,500	170			
180	68.2	382.0	26,000	22,000	19,900	26,000	22,000	19,900	180			
190	66.6	377.2	25,000	21,200	19,300	25,000	21,200	19,300	190			
200	65.1	372.0	24,000	20,500	18,600	24,000	20,500	18,600	200			
210	63.5	366.5	23,100	19,800	18,000	23,100	19,800	18,000	210			
220	61.9	360.6	22,200	19,100	17,500	22,200	19,100	17,500	220			
230	60.2	354.4	21,400	18,500	16,900	21,400	18,500	16,900	230			
240	58.6	347.7	20,500	17,800	16,300	20,500	17,800	16,300	240			
250	56.9	340.5	19,800	17,200	15,900	19,800	17,200	15,900	250			
260	55.1	333.0	19,100	16,600	15,300	19,100	16,600	15,300	260			
270	53.4	324.9	18,400	16,100	14,900	18,400	16,100	14,900	270			
280	51.5	316.3	17,700	15,500	14,400	17,700	15,500	14,400	280			
290	49.6	307.1	17,100	15,000	13,900	17,100	15,000	13,900	290			
300	47.7	297.2	16,500	14,500	13,500	16,500	14,500	13,500	300			
310	45.7	286.7	15,900	14,000	13,100	15,900	14,000	13,100	310			
320	43.6	275.4	15,400	13,600	12,700	15,400	13,600	12,700	320			
330	41.4	263.2	14,800	13,200	12,300	14,800	13,200	12,300	330			
340	39.1	249.9	14,300	12,800	12,000	14,300	12,800	12,000	340			
350	36.7	235.5	13,900	12,400	11,700	13,900	12,400	11,700	350			
360	34.1	219.6	13,500	12,000	11,400	13,500	12,000	11,400	360			
370	31.3	202.0	12,300	11,600	10,900	13,100	11,700	11,100	370			
380	28.2	181.9	10,500	9,900	9,300	12,700	11,400	10,800	380			
390	24.7	158.6	8,800	8,300	7,800	12,400	11,100	10,500	390			
400	20.5	130.2	7,100	6,700		12,100	10,900	10,300	400			

MLC300 VPC-MAX S-2



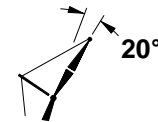
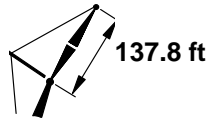
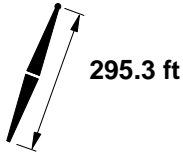
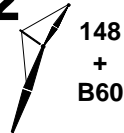
ft	°	ft	34.8 ft			48.0 ft			ft			
			0°			1°				2°		
			lb	lb	lb	lb	lb	lb		lb	lb	
65									65			
70									70			
75									75			
80									80			
85									85			
90	84.4	408.3	31,300			31,300			90			
95	83.7	407.2	30,700	24,700		30,700	24,700		95			
100	82.9	406.0	30,100	24,400	21,800	30,100	24,400	21,800	100			
105	82.2	404.8	29,500	24,000	21,500	29,500	24,000	21,500	105			
110	81.5	403.5	29,000	23,600	21,200	29,000	23,600	21,200	110			
115	80.8	402.2	28,400	23,200	20,900	28,400	23,200	20,900	115			
120	80.0	400.7	27,900	22,900	20,700	27,900	22,900	20,700	120			
125	79.3	399.2	27,400	22,600	20,400	27,400	22,600	20,400	125			
130	78.6	397.7	26,900	22,200	20,100	26,900	22,200	20,100	130			
140	77.1	394.3	25,900	21,500	19,500	25,900	21,500	19,500	140			
150	75.6	390.7	24,900	20,700	18,900	24,900	20,700	18,900	150			
160	74.1	386.8	24,000	20,100	18,400	24,000	20,100	18,400	160			
170	72.6	382.5	23,100	19,400	17,900	23,100	19,400	17,900	170			
180	71.1	378.0	22,300	18,800	17,400	22,300	18,800	17,400	180			
190	69.5	373.1	21,500	18,200	16,900	21,500	18,200	16,900	190			
200	67.9	367.9	20,700	17,700	16,400	20,700	17,700	16,400	200			
210	66.3	362.3	19,900	17,100	15,900	19,900	17,100	15,900	210			
220	64.7	356.3	19,300	16,600	15,400	19,300	16,600	15,400	220			
230	63.1	349.9	18,600	16,100	15,000	18,600	16,100	15,000	230			
240	61.4	343.2	18,100	15,600	14,500	18,100	15,600	14,500	240			
250	59.6	335.9	17,400	15,100	14,100	17,400	15,100	14,100	250			
260	57.9	328.3	16,900	14,700	13,800	16,900	14,700	13,800	260			
270	56.1	320.1	16,400	14,200	13,400	16,400	14,200	13,400	270			
280	54.2	311.3	15,800	13,800	13,000	15,800	13,800	13,000	280			
290	52.3	302.0	15,400	13,500	12,700	15,400	13,500	12,700	290			
300	50.3	291.9	14,900	13,100	12,300	14,900	13,100	12,300	300			
310	48.3	281.2	14,500	12,700	12,100	14,500	12,700	12,100	310			
320	46.1	269.7	14,100	12,400	11,700	14,100	12,400	11,700	320			
330	43.9	257.2	13,800	12,100	11,500	13,800	12,100	11,500	330			
340	41.5	243.6	13,400	11,800	11,200	13,400	11,800	11,200	340			
350	39.0	228.8	13,100	11,500	11,000	13,100	11,500	11,000	350			
360	36.4	212.4	12,800	11,300	10,800	12,800	11,300	10,800	360			
370	33.4	194.0	12,600	11,100	10,600	12,600	11,100	10,600	370			
380	30.2	173.0	11,300	10,700	10,100	12,400	11,000	10,500	380			
390	26.5	148.2	9,400	8,800	8,300	12,200	10,900	10,300	390			
400									400			

MLC300 VPC-MAX S-2



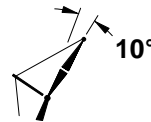
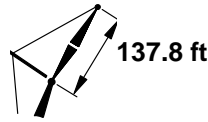
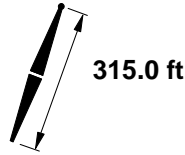
ft	°	ft	34.8 ft			48.0 ft			ft			
			0°			1°				2°		
			lb	lb	lb	lb	lb	lb		lb	lb	
70	84.4	435.6	38,500			38,500			70			
75	83.7	434.8	38,100	31,200		38,100	31,200		75			
80	83.1	434.0	37,600	30,700		37,600	30,700		80			
85	82.4	433.1	37,200	30,200	23,600	37,200	30,200	23,600	85			
90	81.7	432.1	36,800	29,800	23,600	36,800	29,800	23,600	90			
95	81.1	431.1	36,300	29,300	23,600	36,300	29,300	23,600	95			
100	80.4	430.0	35,700	28,900	23,600	35,700	28,900	23,600	100			
105	79.7	428.8	35,000	28,500	23,600	35,000	28,500	23,600	105			
110	79.0	427.6	34,400	28,000	23,600	34,400	28,000	23,600	110			
115	78.3	426.3	33,800	27,600	23,600	33,800	27,600	23,600	115			
120	77.7	425.0	33,200	27,200	23,600	33,200	27,200	23,600	120			
125	77.0	423.6	32,600	26,700	23,500	32,600	26,700	23,500	125			
130	76.3	422.1	32,000	26,300	23,100	32,000	26,300	23,100	130			
140	74.9	419.0	30,800	25,500	22,500	30,800	25,500	22,500	140			
150	73.5	415.6	29,700	24,600	21,900	29,700	24,600	21,900	150			
160	72.1	411.9	28,600	23,800	21,200	28,600	23,800	21,200	160			
170	70.7	407.9	27,500	23,000	20,700	27,500	23,000	20,700	170			
180	69.2	403.6	26,500	22,300	20,100	26,500	22,300	20,100	180			
190	67.8	399.1	25,500	21,600	19,500	25,500	21,600	19,500	190			
200	66.3	394.2	24,600	20,900	18,900	24,600	20,900	18,900	200			
210	64.8	389.0	23,700	20,100	18,400	23,700	20,100	18,400	210			
220	63.3	383.4	22,800	19,500	17,800	22,800	19,500	17,800	220			
230	61.8	377.6	22,000	18,800	17,200	22,000	18,800	17,200	230			
240	60.2	371.3	21,200	18,300	16,700	21,200	18,300	16,700	240			
250	58.6	364.6	20,500	17,700	16,300	20,500	17,700	16,300	250			
260	57.0	357.6	19,800	17,100	15,800	19,800	17,100	15,800	260			
270	55.3	350.1	19,000	16,600	15,300	19,000	16,600	15,300	270			
280	53.7	342.1	18,400	16,000	14,800	18,400	16,000	14,800	280			
290	51.9	333.6	17,700	15,500	14,400	17,700	15,500	14,400	290			
300	50.1	324.6	17,200	15,000	14,000	17,200	15,000	14,000	300			
310	48.3	315.0	16,600	14,600	13,600	16,600	14,600	13,600	310			
320	46.4	304.8	16,000	14,200	13,200	16,000	14,200	13,200	320			
330	44.5	293.9	15,600	13,700	12,800	15,600	13,700	12,800	330			
340	42.4	282.1	15,000	13,300	12,500	15,000	13,300	12,500	340			
350	40.3	269.5	14,500	12,900	12,100	14,500	12,900	12,100	350			
360	38.0	255.8	13,100	12,300	11,400	14,100	12,600	11,800	360			
370	35.7	240.8	11,300	10,500	9,700	13,800	12,200	11,500	370			
380	33.1	224.4	9,600	8,800	8,200	13,300	11,900	11,200	380			
390	30.4	206.2	7,900	7,200	6,600	13,000	11,600	10,900	390			
400	27.3	185.5				12,700	11,300	10,700	400			
410	23.9	161.4				12,400	11,100	10,500	410			
420	19.8	132.1				12,200	10,900	10,300	420			

MLC300 VPC-MAX S-2



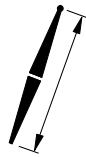

ft	°	ft	34.8 ft			48.0 ft			ft			
			0°			1°				2°		
			lb	lb	lb	lb	lb	lb		lb	lb	
70									70			
75									75			
80									80			
85									85			
90	84.6	428.3	31,100			31,100			90			
95	83.9	427.2	30,600	24,600		30,600	24,600		95			
100	83.3	426.1	30,100	24,300		30,100	24,300		100			
105	82.6	425.0	29,600	23,900	20,200	29,600	23,900	20,200	105			
110	81.9	423.7	29,000	23,600	20,200	29,000	23,600	20,200	110			
115	81.2	422.4	28,500	23,200	20,200	28,500	23,200	20,200	115			
120	80.5	421.1	28,000	22,900	20,200	28,000	22,900	20,200	120			
125	79.8	419.7	27,500	22,500	20,200	27,500	22,500	20,200	125			
130	79.1	418.2	27,000	22,200	20,100	27,000	22,200	20,100	130			
140	77.7	415.0	26,100	21,500	19,500	26,100	21,500	19,500	140			
150	76.3	411.5	25,200	20,900	19,000	25,200	20,900	19,000	150			
160	74.9	407.8	24,300	20,300	18,500	24,300	20,300	18,500	160			
170	73.5	403.8	23,400	19,600	18,000	23,400	19,600	18,000	170			
180	72.0	399.5	22,600	19,100	17,600	22,600	19,100	17,600	180			
190	70.5	394.9	21,900	18,500	17,000	21,900	18,500	17,000	190			
200	69.0	390.0	21,100	18,000	16,600	21,100	18,000	16,600	200			
210	67.5	384.7	20,400	17,400	16,200	20,400	17,400	16,200	210			
220	66.0	379.1	19,800	16,900	15,700	19,800	16,900	15,700	220			
230	64.5	373.1	19,100	16,400	15,300	19,100	16,400	15,300	230			
240	62.9	366.8	18,500	15,900	14,800	18,500	15,900	14,800	240			
250	61.3	360.1	17,900	15,500	14,400	17,900	15,500	14,400	250			
260	59.6	352.9	17,300	15,000	14,000	17,300	15,000	14,000	260			
270	58.0	345.3	16,800	14,600	13,700	16,800	14,600	13,700	270			
280	56.2	337.2	16,400	14,200	13,300	16,400	14,200	13,300	280			
290	54.5	328.6	15,900	13,900	13,000	15,900	13,900	13,000	290			
300	52.7	319.5	15,400	13,500	12,700	15,400	13,500	12,700	300			
310	50.8	309.7	15,000	13,100	12,400	15,000	13,100	12,400	310			
320	48.9	299.3	14,600	12,800	12,100	14,600	12,800	12,100	320			
330	46.9	288.1	14,200	12,500	11,800	14,200	12,500	11,800	330			
340	44.8	276.1	13,900	12,200	11,500	13,900	12,200	11,500	340			
350	42.6	263.2	13,600	11,900	11,300	13,600	11,900	11,300	350			
360	40.3	249.1	13,300	11,700	11,100	13,300	11,700	11,100	360			
370	37.9	233.7	12,500	11,400	10,800	12,900	11,400	10,900	370			
380	35.2	216.8	10,600	9,800	9,100	12,700	11,200	10,700	380			
390	32.4	197.8	8,800	8,100	7,500	12,500	11,100	10,500	390			
400	29.2	176.1	7,000			12,300	11,000	10,400	400			
410	25.5	150.5				12,300	10,800	10,400	410			
420									420			

MLC300 VPC-MAX S-2

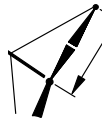


ft	°	ft	34.8 ft		48.0 ft		ft
			0°		1°		
			lb	lb	lb	lb	
70	84.7	455.5	37,900		37,900		70
75	84.0	454.8	37,500		37,500		75
80	83.4	453.9	37,300	29,100	37,300	29,100	80
85	82.7	453.1	36,800	29,100	36,800	29,100	85
90	82.1	452.2	36,400	29,100	36,400	29,100	90
95	81.4	451.2	36,000	29,100	36,000	29,100	95
100	80.8	450.1	35,600	28,700	35,600	28,700	100
105	80.2	449.0	35,100	28,400	35,100	28,400	105
110	79.5	447.9	34,500	28,000	34,500	28,000	110
115	78.9	446.6	34,000	27,500	34,000	27,500	115
120	78.2	445.4	33,400	27,200	33,400	27,200	120
125	77.5	444.0	32,800	26,800	32,800	26,800	125
130	76.9	442.6	32,300	26,400	32,300	26,400	130
140	75.6	439.6	31,200	25,600	31,200	25,600	140
150	74.2	436.4	30,100	24,800	30,100	24,800	150
160	72.9	432.9	29,100	24,100	29,100	24,100	160
170	71.5	429.1	28,000	23,300	28,000	23,300	170
180	70.2	425.0	27,000	22,600	27,000	22,600	180
190	68.8	420.7	26,100	21,900	26,100	21,900	190
200	67.4	416.1	25,200	21,300	25,200	21,300	200
210	66.0	411.2	24,300	20,600	24,300	20,600	210
220	64.6	405.9	23,400	20,000	23,400	20,000	220
230	63.1	400.4	22,700	19,400	22,700	19,400	230
240	61.7	394.5	21,900	18,700	21,900	18,700	240
250	60.2	388.2	21,100	18,200	21,100	18,200	250
260	58.7	381.6	20,400	17,600	20,400	17,600	260
270	57.1	374.6	19,700	17,000	19,700	17,000	270
280	55.5	367.2	19,100	16,600	19,100	16,600	280
290	53.9	359.3	18,500	16,100	18,500	16,100	290
300	52.3	351.0	17,900	15,600	17,900	15,600	300
310	50.6	342.2	17,300	15,100	17,300	15,100	310
320	48.9	332.8	16,800	14,700	16,800	14,700	320
330	47.1	322.8	16,200	14,200	16,200	14,200	330
340	45.2	312.2	14,800	13,700	15,700	13,800	340
350	43.3	300.8	12,800	11,700	15,300	13,500	350
360	41.3	288.6	10,900	9,900	14,800	13,100	360
370	39.2	275.5	9,100	8,200	14,300	12,700	370
380	37.0	261.4	7,300	6,500	14,000	12,400	380
390	34.7	246.0			13,600	12,000	390
400	32.2	229.0			13,200	11,700	400
410	29.5	210.2			12,900	11,500	410
420	26.6	188.9			12,600	11,200	420
430	23.2	164.1			12,300	11,000	430
440	19.1	133.8			12,100	10,800	440

MLC300 VPC-MAX S-2



315.0 ft



137.8 ft



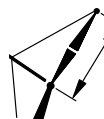
20°

ft	°	ft	34.8 ft		48.0 ft		ft
			0°		1°		
			lb	lb	lb	lb	
70							70
75							75
80							80
85							85
90	84.9	448.2	31,000		31,000		90
95	84.2	447.2	30,500		30,500		95
100	83.6	446.2	30,000	24,200	30,000	24,200	100
105	82.9	445.1	29,600	23,900	29,600	23,900	105
110	82.3	443.9	29,100	23,600	29,100	23,600	110
115	81.6	442.7	28,600	23,200	28,600	23,200	115
120	80.9	441.4	28,100	22,900	28,100	22,900	120
125	80.3	440.0	27,700	22,600	27,700	22,600	125
130	79.6	438.6	27,200	22,300	27,200	22,300	130
140	78.3	435.6	26,300	21,700	26,300	21,700	140
150	76.9	432.3	25,500	21,000	25,500	21,000	150
160	75.6	428.7	24,600	20,500	24,600	20,500	160
170	74.2	424.9	23,800	19,900	23,800	19,900	170
180	72.8	420.8	23,100	19,300	23,100	19,300	180
190	71.5	416.5	22,300	18,800	22,300	18,800	190
200	70.0	411.8	21,500	18,200	21,500	18,200	200
210	68.6	406.8	20,900	17,800	20,900	17,800	210
220	67.2	401.5	20,300	17,300	20,300	17,300	220
230	65.7	395.9	19,600	16,800	19,600	16,800	230
240	64.2	390.0	19,000	16,300	19,000	16,300	240
250	62.7	383.6	18,400	15,800	18,400	15,800	250
260	61.2	376.9	17,900	15,400	17,900	15,400	260
270	59.6	369.8	17,400	15,000	17,400	15,000	270
280	58.0	362.3	16,900	14,600	16,900	14,600	280
290	56.4	354.3	16,400	14,200	16,400	14,200	290
300	54.7	345.9	15,900	13,900	15,900	13,900	300
310	53.0	336.9	15,500	13,500	15,500	13,500	310
320	51.3	327.4	15,100	13,200	15,100	13,200	320
330	49.4	317.2	14,700	12,900	14,700	12,900	330
340	47.6	306.4	14,300	12,600	14,300	12,600	340
350	45.6	294.8	14,000	12,300	14,000	12,300	350
360	43.6	282.4	12,400	11,400	13,700	12,000	360
370	41.4	269.0	10,500	9,500	13,400	11,800	370
380	39.2	254.4	8,600	7,700	13,100	11,500	380
390	36.8	238.6	6,800		12,800	11,400	390
400	34.2	221.0			12,600	11,200	400
410	31.4	201.4			12,400	11,000	410
420	28.3	179.0			12,300	10,900	420
430	24.7	152.6			12,200	10,800	430
440							440

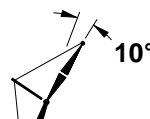
MLC300 VPC-MAX S-2



334.6 ft



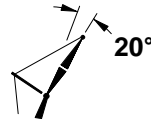
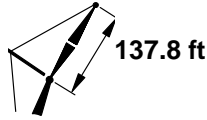
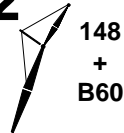
137.8 ft



10°

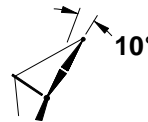
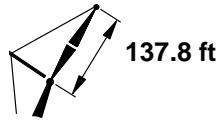
ft	°	ft	34.8 ft		48.0 ft		ft
			0°		1°		
			lb	lb	lb	lb	
70	84.9	475.4	36,600		36,600		70
75	84.3	474.6	36,300		36,300		75
80	83.7	473.9	35,900	24,400	35,900	24,400	80
85	83.0	473.0	35,600	24,400	35,600	24,400	85
90	82.4	472.2	35,200	24,400	35,200	24,400	90
95	81.8	471.2	34,800	24,400	34,800	24,400	95
100	81.2	470.2	34,400	24,400	34,400	24,400	100
105	80.6	469.2	34,100	24,400	34,100	24,400	105
110	80.0	468.0	33,700	24,400	33,700	24,400	110
115	79.3	466.9	33,300	24,400	33,300	24,400	115
120	78.7	465.7	32,900	24,400	32,900	24,400	120
125	78.1	464.4	32,500	24,400	32,500	24,400	125
130	77.5	463.0	32,100	24,400	32,100	24,400	130
140	76.2	460.2	31,100	24,400	31,100	24,400	140
150	74.9	457.1	30,100	24,200	30,100	24,200	150
160	73.6	453.7	29,100	23,600	29,100	23,600	160
170	72.4	450.1	28,200	22,900	28,200	22,900	170
180	71.1	446.3	27,300	22,200	27,300	22,200	180
190	69.7	442.2	26,300	21,600	26,300	21,600	190
200	68.4	437.8	25,500	21,000	25,500	21,000	200
210	67.1	433.1	24,600	20,400	24,600	20,400	210
220	65.7	428.1	23,800	19,800	23,800	19,800	220
230	64.4	422.9	23,000	19,200	23,000	19,200	230
240	63.0	417.3	22,300	18,700	22,300	18,700	240
250	61.6	411.4	21,500	18,200	21,500	18,200	250
260	60.1	405.2	20,900	17,700	20,900	17,700	260
270	58.7	398.6	20,200	17,200	20,200	17,200	270
280	57.2	391.6	19,600	16,700	19,600	16,700	280
290	55.7	384.3	19,000	16,200	19,000	16,200	290
300	54.2	376.5	18,400	15,700	18,400	15,700	300
310	52.6	368.3	17,800	15,300	17,800	15,300	310
320	51.0	359.6	17,300	14,900	17,300	14,900	320
330	49.4	350.4	15,800	14,400	16,800	14,500	330
340	47.7	340.7	13,700	12,400	16,300	14,100	340
350	45.9	330.3	11,600	10,500	15,800	13,700	350
360	44.1	319.3	9,700	8,700	15,400	13,400	360
370	42.2	307.5	7,900	6,900	14,900	13,000	370
380	40.3	295.0			14,500	12,700	380
390	38.3	281.4			14,100	12,400	390
400	36.1	266.8			13,800	12,100	400
410	33.8	250.9			13,400	11,800	410
420	31.4	233.5			13,100	11,500	420
430	28.8	214.1			12,800	11,300	430
440	25.8	192.2			12,500	11,100	440
450	22.5	166.6			12,300	10,900	450
460	18.5	135.3			11,400	10,700	460

MLC300 VPC-MAX S-2



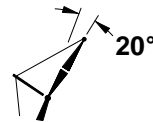
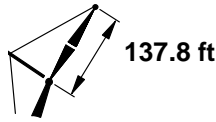
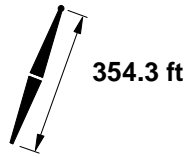
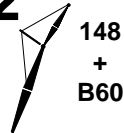
ft	°	ft	34.8 ft		48.0 ft		ft
			0°		1°		
			lb	lb	lb	lb	
70							70
75							75
80							80
85							85
90							90
95	84.5	467.2	30,300		30,300		95
100	83.8	466.2	29,800	21,300	29,800	21,300	100
105	83.2	465.1	29,300	21,300	29,300	21,300	105
110	82.6	464.0	28,900	21,300	28,900	21,300	110
115	82.0	462.8	28,500	21,300	28,500	21,300	115
120	81.3	461.6	28,000	21,300	28,000	21,300	120
125	80.7	460.3	27,600	21,300	27,600	21,300	125
130	80.1	459.0	27,100	21,300	27,100	21,300	130
140	78.8	456.1	26,300	21,300	26,300	21,300	140
150	77.5	452.9	25,500	21,000	25,500	21,000	150
160	76.2	449.6	24,700	20,500	24,700	20,500	160
170	74.9	445.9	24,000	19,900	24,000	19,900	170
180	73.6	442.0	23,200	19,400	23,200	19,400	180
190	72.3	437.9	22,500	18,900	22,500	18,900	190
200	71.0	433.4	21,800	18,400	21,800	18,400	200
210	69.6	428.7	21,200	17,900	21,200	17,900	210
220	68.2	423.7	20,600	17,400	20,600	17,400	220
230	66.9	418.4	20,000	16,900	20,000	16,900	230
240	65.5	412.8	19,400	16,500	19,400	16,500	240
250	64.0	406.8	18,800	16,100	18,800	16,100	250
260	62.6	400.5	18,200	15,700	18,200	15,700	260
270	61.1	393.8	17,700	15,300	17,700	15,300	270
280	59.6	386.8	17,200	14,900	17,200	14,900	280
290	58.1	379.3	16,800	14,500	16,800	14,500	290
300	56.5	371.5	16,400	14,200	16,400	14,200	300
310	54.9	363.1	15,900	13,800	15,900	13,800	310
320	53.3	354.3	15,500	13,500	15,500	13,500	320
330	51.6	345.0	15,100	13,200	15,100	13,200	330
340	49.9	335.1	14,800	12,900	14,800	12,900	340
350	48.1	324.5	13,400	12,200	14,400	12,600	350
360	46.3	313.3	11,400	10,300	14,100	12,400	360
370	44.4	301.3	9,500	8,400	13,800	12,100	370
380	42.4	288.5	7,600	6,700	13,500	11,900	380
390	40.3	274.6			13,300	11,600	390
400	38.1	259.6			13,000	11,500	400
410	35.8	243.2			12,800	11,300	410
420	33.3	225.2			12,600	11,100	420
430	30.5	205.0			12,400	11,000	430
440	27.4	181.9			12,300	10,900	440
450							450
460							460

MLC300 VPC-MAX S-2



ft	°	ft	34.8 ft		48.0 ft		ft
			0°	0°	0°	0°	
			lb	lb	lb	lb	
75	84.6	494.7	34,000	34,000	34,000	34,000	75
80	84.1	494.0	33,700	33,700	33,700	33,700	80
85	83.5	493.2	33,300	33,300	33,300	33,300	85
90	82.9	492.3	33,000	33,000	33,000	33,000	90
95	82.3	491.4	32,700	32,700	32,700	32,700	95
100	81.7	490.5	32,400	32,400	32,400	32,400	100
105	81.1	489.5	32,100	32,100	32,100	32,100	105
110	80.5	488.4	31,800	31,800	31,800	31,800	110
115	79.9	487.3	31,500	31,500	31,500	31,500	115
120	79.3	486.2	31,200	31,200	31,200	31,200	120
125	78.7	485.0	30,900	30,900	30,900	30,900	125
130	78.1	483.7	30,500	30,500	30,500	30,500	130
140	76.9	481.0	29,900	29,900	29,900	29,900	140
150	75.7	478.0	29,000	29,000	29,000	29,000	150
160	74.5	474.9	28,100	28,100	28,100	28,100	160
170	73.2	471.5	27,300	27,300	27,300	27,300	170
180	72.0	467.8	26,400	26,400	26,400	26,400	180
190	70.8	463.9	25,600	25,600	25,600	25,600	190
200	69.5	459.8	24,800	24,800	24,800	24,800	200
210	68.2	455.3	24,000	24,000	24,000	24,000	210
220	66.9	450.7	23,300	23,300	23,300	23,300	220
230	65.6	445.7	22,600	22,600	22,600	22,600	230
240	64.3	440.5	21,900	21,900	21,900	21,900	240
250	63.0	434.9	21,300	21,300	21,300	21,300	250
260	61.6	429.1	20,600	20,600	20,600	20,600	260
270	60.3	422.9	20,000	20,000	20,000	20,000	270
280	58.9	416.4	19,400	19,400	19,400	19,400	280
290	57.5	409.5	18,800	18,800	18,800	18,800	290
300	56.0	402.2	18,200	18,200	18,200	18,200	300
310	54.6	394.6	17,700	17,700	17,700	17,700	310
320	53.1	386.5	16,100	17,200	17,200	17,200	320
330	51.6	378.0	13,800	16,700	16,700	16,700	330
340	50.0	369.1	11,700	16,200	16,200	16,200	340
350	48.4	359.6	9,600	15,800	15,800	15,800	350
360	46.7	349.5	7,700	15,400	15,400	15,400	360
370	45.0	338.9		15,000	15,000	15,000	370
380	43.3	327.6		14,600	14,600	14,600	380
390	41.5	315.5		14,200	14,200	14,200	390
400	39.6	302.7		13,800	13,800	13,800	400
410	37.6	288.8		13,400	13,400	13,400	410
420	35.5	273.9		13,100	13,100	13,100	420
430	33.3	257.7		12,800	12,800	12,800	430
440	30.9	240.0		12,500	12,500	12,500	440
450	28.3	220.3		11,400	11,400	11,400	450
460	25.5	198.1		10,100	10,100	10,100	460
470	22.3	172.4		8,800	8,800	8,800	470
480	18.5	141.0		7,500	7,500	7,500	480

MLC300 VPC-MAX S-2



ft	°	ft	34.8 ft		48.0 ft		ft
			0°	0°	0°	0°	
lb	lb	lb	lb	lb	lb	lb	
75							75
80							80
85							85
90							90
95	84.8	487.4	28,800	28,800	28,800	28,800	95
100	84.2	486.4	28,400	28,400	28,400	28,400	100
105	83.6	485.4	28,000	28,000	28,000	28,000	105
110	83.0	484.4	27,600	27,600	27,600	27,600	110
115	82.4	483.2	27,200	27,200	27,200	27,200	115
120	81.8	482.1	26,800	26,800	26,800	26,800	120
125	81.2	480.8	26,400	26,400	26,400	26,400	125
130	80.6	479.6	26,100	26,100	26,100	26,100	130
140	79.4	476.8	25,300	25,300	25,300	25,300	140
150	78.2	473.9	24,600	24,600	24,600	24,600	150
160	77.0	470.7	23,900	23,900	23,900	23,900	160
170	75.7	467.2	23,200	23,200	23,200	23,200	170
180	74.5	463.5	22,500	22,500	22,500	22,500	180
190	73.2	459.6	21,900	21,900	21,900	21,900	190
200	71.9	455.4	21,300	21,300	21,300	21,300	200
210	70.6	451.0	20,600	20,600	20,600	20,600	210
220	69.3	446.2	20,000	20,000	20,000	20,000	220
230	68.0	441.2	19,500	19,500	19,500	19,500	230
240	66.7	435.9	18,900	18,900	18,900	18,900	240
250	65.4	430.3	18,400	18,400	18,400	18,400	250
260	64.0	424.4	18,000	18,000	18,000	18,000	260
270	62.6	418.1	17,500	17,500	17,500	17,500	270
280	61.2	411.5	17,000	17,000	17,000	17,000	280
290	59.8	404.6	16,500	16,500	16,500	16,500	290
300	58.3	397.2	16,100	16,100	16,100	16,100	300
310	56.8	389.5	15,700	15,700	15,700	15,700	310
320	55.3	381.3	15,300	15,300	15,300	15,300	320
330	53.8	372.7	14,900	14,900	14,900	14,900	330
340	52.2	363.6	13,800	14,600	14,600	14,600	340
350	50.6	354.0	11,600	14,300	14,300	14,300	350
360	48.9	343.8	9,600	14,000	14,000	14,000	360
370	47.2	332.9	7,700	13,600	13,600	13,600	370
380	45.4	321.4		13,300	13,300	13,300	380
390	43.5	309.1		13,100	13,100	13,100	390
400	41.6	296.0		12,900	12,900	12,900	400
410	39.5	281.8		12,600	12,600	12,600	410
420	37.4	266.5		12,400	12,400	12,400	420
430	35.1	249.8		12,200	12,200	12,200	430
440	32.7	231.4		12,100	12,100	12,100	440
450	30.0	210.9		11,900	11,900	11,900	450
460	27.0	187.6		10,500	10,500	10,500	460
470							470
480							480