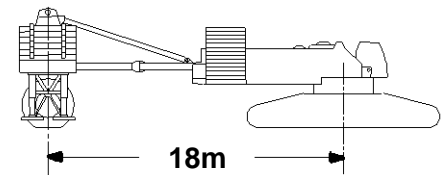




Liftcrane Boom Capacities

Boom No. 55 or No. 55A with 42.7m Mast No. 56
223 170 kg Crane Counterweight
145 150 kg Carbody Counterweight
0 kg thru 390 090 kg Wheeled Counterweight
at 18m Position
360 Degree Rating

18000 With 21000 MAX-ER



Maximum Operating Wind Speeds

14 m/s with 42.7m thru 85.3m Boom
10 m/s with 91.4m thru 103.6m Boom
7 m/s with 109.7m thru 134.1m Boom

LIFTING CAPACITIES: Lifting capacities for various boom lengths and operating radii are for freely suspended loads and are calculated to comply with EN 13000, ISO 4305 and include factors based on a 4.0 degree tipping angle. Capacities based on structural competence are denoted by an asterisk (*).

Note 1: Capacities above 600 000 kg thru 700 000 kg require 55A boom top.

Note 2: Capacities above 700 000 kg require special equipment. Capacities above 600 000 kg thru 700 000 kg require 55A boom top.

Wheeled counterweight must be attached to shear frame and MAX-ER mode must be selected to operate. Swing and travel (forward or side crawl) requires proper position of counterweight wheels when contacting ground. Refer to Operator's Manual for wheel positioning. Exit MAX-ER mode before operating without wheeled counterweight.

Simultaneous hoisting of both load drums is required for even block travel.

Weight of all load blocks, hooks, weight ball, slings, hoist lines, etc., beneath boom point sheaves is considered part of main boom load. Boom is not to be lowered beyond radii where combined weights are greater than rated capacity. Where no capacity is shown, operation is not intended or approved.

OPERATING CONDITIONS: Machine to operate in a level position on a firm uniformly supporting surface with mast up. Refer to boom rigging **No. A05377**, Wire Rope Specification chart **No. 8573-A or 8573-B** and Counterweight Arrangement chart **No. 8577-A**. Crane operator judgment must be used to allow for dynamic load effects of swinging, hoisting or lowering, travel, wind conditions, as well as adverse operating conditions and physical machine depreciation. Refer to Operator's Manual for operating guidelines.

WIND CONDITIONS: Machine may be operated in winds stated in Maximum Operating Wind Speed table provided crane operator judgment is used to allow for wind effect on lifted load and other considerations noted on capacity chart are followed. Wind will have a considerable effect on load with a large "sail area" and must be compensated for accordingly by reducing load ratings, reducing operating speeds, or by a combination of both. Wind speed to be measured at or above boom point elevation. **Operation**

is not permitted when wind is above conditions stated in **Maximum Operating Wind Speed table**. Park crane (upper inline with crawlers) with load block on ground or secured and position boom at 70 degrees. Lower boom onto blocking at ground level and haul in boom hoist wire rope just enough to tension mast straps when wind is above 22 m/s. Lower mast to ground when wind is above 34 m/s.

MACHINE TRAVEL: Machine to travel on a firm, level [up to 1 percent (0.5 degrees) grade] and uniformly supporting surface. *Travel with 100 percent of rated load prohibited.* Travel restricted to 90 percent of rated capacity with speed not to exceed 0.4 m/s. Boom must be within boom angle range shown in capacity chart. Refer to Swing and Travel Specification chart **No. 8645-A**.

MAX PERMISSIBLE SLEWING SPEED: Slewing operation with working load shall not exceed 0.4 m/s as measured at the operating radius. The amount of time to brake or start slewing a working load shall not be less than 2.5 seconds.

OPERATING RADIUS: Operating radius is horizontal distance from axis of rotation to center of vertical hoist line or load block. Boom angle is angle between horizontal and centerline of boom butt and inserts, and is an indication of operating radius. In all cases, operating radius shall govern capacity.

BOOM POINT ELEVATION: Boom point elevation is vertical distance from ground level to centerline of boom point shaft.

MACHINE EQUIPMENT: Machine equipped with MAX-ER, 11 811 mm crawlers, 1 524 mm treads, 9.1m live mast, 42.7m mast, 16 part boom hoist reeving, boom support straps, 223 170 kg crane counterweight, 145 150 kg carbody counterweight and wheeled counterweight as specified.

WARNING: Check amount of wheeled counterweight on machine before use of this chart. Refer to Counterweight Assembly.

Boom Catwalks Deduct

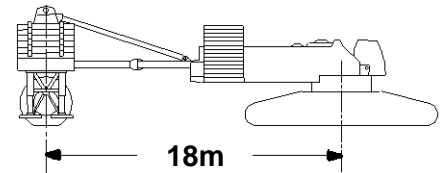
Deduct 400 kg from capacities when boom catwalks are attached.



Liftcrane Boom Capacities

Boom No. 55 or No. 55A with 42.7m Mast No. 56
223 170 kg Crane Counterweight
145 150 kg Carbody Counterweight
0 kg thru 390 090 kg Wheeled Counterweight
at 18m Position
360 Degree Rating

18000 With 21000 MAX-ER



Maximum Operating Wind Speeds	
14 m/s with 42.7m thru 85.3m Boom	
10 m/s with 91.4m thru 103.6m Boom	
7 m/s with 109.7m thru 134.1m Boom	

Maximum Boom Lengths Lifted Unassisted			
0 kg Wheeled Counterweight			
Over End of Blocked Crawlers		Over Side or End of Unblocked Crawlers	
Boom Length	Jib Length	Boom Length	Jib Length
97.5m	—	85.3m	—
91.4m	—	79.2m	—
85.3m	—	73.2m	—
79.2m	—	67.1m	—
73.2m	—	61.0m	15.2m
67.1m	15.2m	54.9m	(a) 27.4m
61.0m	21.3m	54.9m	21.3m
54.9m	33.5m	48.8m	33.5m
Over Side or End of Unblocked Crawlers			
110 680 kg Wheeled Counterweight		210 470 kg Wheeled Counterweight	
(c) 121.9m	—	134.1m	—
115.8m	—	128.0m	—
109.7m	—	121.9m	—
103.6m	—	115.8m	—
97.5m	—	109.7m	—
91.4m	—	103.6m	15.2m
85.3m	15.2m	97.5m	21.3m
79.2m	(a)(b) 27.4m	91.4m	33.5m
79.2m	21.3m		
73.2m	33.5m		
270 340 kg Wheeled Counterweight		350 090 kg - 390 090 kg Wheeled Counterweight	
134.1m	—	134.1m	—
128.0m	—	128.0m	—
121.9m	—	121.9m	—
115.8m	—	115.8m	—
109.7m	—	109.7m	—
103.6m	21.3m	103.6m	33.5m
97.5m	33.5m		

Load block, hook and weight ball on ground at start.
 (a) Machine must be equipped with optional upperworks jacking cylinders.
 (b) Upper boom point must be removed.
 (c) Must be raised over end of blocked crawlers

Upper Boom Point Capacity For Liftcrane Service - Whip Line		
28 mm		32 mm
Drum 2	Drum 3	Drum 2
Single Part Line		
16 240 kg	13 610 kg	22 140 kg
Two Part Line		
Upper Boom Point No. 170419		
27 220 kg	27 220 kg	27 220 kg
Upper Boom Point No. A08516		
32 480 kg	27 220 kg	44 270 kg

In all cases, upper boom point capacities cannot exceed those listed for main boom capacity.

Deduct From Capacities When Jib is Attached	
Jib Length	Jib No. 79A
15.2m	48 100 kg
21.3m	56 100 kg
27.4m	65 200 kg
33.5m	72 300 kg

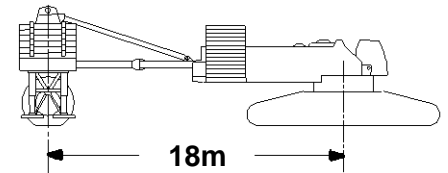
Weight of jib and 12 300 kg suspended beneath jib point sheaves have been included in deduct.

Consult jib chart No. 8721-AM for jib capacities.
 Upper boom point cannot be used when jib is attached.

Liftcrane Boom Capacities

Boom No. 55 or No. 55A with 42.7m Mast No. 56
 223 170 kg Crane Counterweight
 145 150 kg Carbody Counterweight
 0 kg thru 390 090 kg Wheeled Counterweight
 at 18m Position
 360 Degree Rating

18000 With 21000 MAX-ER



Maximum Operating Wind Speeds
 14 m/s with 42.7m thru 85.3m Boom
 10 m/s with 91.4m thru 103.6m Boom
 7 m/s with 109.7m thru 134.1m Boom

42.7m (140 Ft.) Boom

Oper. Rad. m	Boom Ang. Deg.	Boom Point Elev. m	0 kg Wheeled Counterweight Boom Capacity Kilograms	110 680 kg Wheeled Counterweight Boom Capacity Kilograms	210 470 kg Wheeled Counterweight Boom Capacity Kilograms	270 340 kg Wheeled Counterweight Boom Capacity Kilograms	350 170 kg Wheeled Counterweight Boom Capacity Kilograms	390 090 kg Wheeled Counterweight Boom Capacity Kilograms	Oper. Rad. m
8.5	82.6	45.6	485 300*	654 300* ¹	750 000* ²	750 000* ²	750 000* ²	750 000* ²	8.5
9.0	81.9	45.5	461 000*	621 900* ¹	711 800* ²	750 000* ²	750 000* ²	750 000* ²	9.0
10.0	80.6	45.3	414 700*	560 400*	687 300* ¹	729 800* ²	750 000* ²	750 000* ²	10.0
11.0	79.2	45.1	376 800*	510 000*	621 100* ¹	688 300* ¹	747 700* ²	750 000* ²	11.0
12.0	77.8	44.8	344 900*	467 500*	569 800*	631 100* ¹	694 600* ¹	715 700* ²	12.0
14.0	75.0	44.3	292 300*	399 800*	488 200*	541 000*	611 700* ¹	649 900* ¹	14.0
16.0	72.2	43.6	250 500*	348 500*	426 200*	472 700*	534 700*	565 600*	16.0
18.0	69.3	42.8	218 600*	308 200*	377 500*	419 100*	474 400*	502 100*	18.0
20.0	66.4	42.0	193 200*	275 700*	338 300*	375 800*	425 900*	450 800*	20.0
22.0	63.3	40.9	172 500*	248 900*	306 000*	340 100*	385 800*	408 500*	22.0
24.0	60.2	39.8	155 400*	226 400*	278 900*	310 300*	352 200*	373 100*	24.0
26.0	57.0	38.5	140 900*	206 600*	255 900*	284 900*	323 700*	343 000*	26.0
28.0	53.7	37.0	128 600*	189 400*	236 000*	263 000*	299 100*	317 100*	28.0
30.0	50.2	35.3	117 900*	174 600*	218 700*	244 000*	277 700*	294 500*	30.0
32.0	46.5	33.4	108 600*	161 600*	203 600*	227 300*	258 900*	274 700*	32.0
34.0	42.5	31.2	99 500	150 200*	190 100*	212 500*	241 900*	252 900*	34.0
36.0	38.2	28.6	91 100	140 100*	178 200*	199 300*	223 700*	233 100*	36.0
38.0	33.3	25.6	83 700	131 000*	167 400*	187 400*	206 100*	215 000*	38.0
40.0	27.7	22.0	77 100	122 800*	157 700*	173 100*	189 700*	198 000*	40.0
42.0	20.6	17.0	71 200	115 300*	147 000*	158 200*	173 700*	181 400*	42.0

Note 1: Capacities above 600 000 kg thru 700 000 kg require 55A boom top.

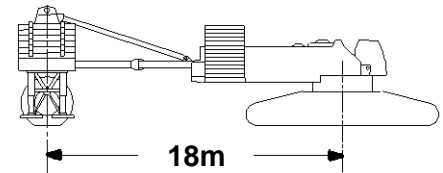
Note 2: Capacities above 700 000 kg require special equipment. Capacities above 600 000 kg thru 700 000 kg require 55A boom top.



Liftcrane Boom Capacities

Boom No. 55 or No. 55A with 42.7m Mast No. 56
 223 170 kg Crane Counterweight
 145 150 kg Carbody Counterweight
 0 kg thru 390 090 kg Wheeled Counterweight
 at 18m Position
 360 Degree Rating

18000 With 21000 MAX-ER



Maximum Operating Wind Speeds
 14 m/s with 42.7m thru 85.3m Boom
 10 m/s with 91.4m thru 103.6m Boom
 7 m/s with 109.7m thru 134.1m Boom

48.8m (160 Ft.) Boom

Oper. Rad. m	Boom Ang. Deg.	Boom Point Elev. m	0 kg Wheeled Counterweight Boom Capacity Kilograms	110 680 kg Wheeled Counterweight Boom Capacity Kilograms	210 470 kg Wheeled Counterweight Boom Capacity Kilograms	270 340 kg Wheeled Counterweight Boom Capacity Kilograms	350 170 kg Wheeled Counterweight Boom Capacity Kilograms	390 090 kg Wheeled Counterweight Boom Capacity Kilograms	Oper. Rad. m
9.1	82.8	51.7	451 600*	610 100* ¹	700 000* ¹	700 000* ¹	700 000* ¹	700 000* ¹	9.1
10.0	81.7	51.5	413 000*	558 700*	685 300* ¹	700 000* ¹	700 000* ¹	700 000* ¹	10.0
11.0	80.6	51.3	375 100*	508 300*	619 400* ¹	686 500* ¹	700 000* ¹	700 000* ¹	11.0
12.0	79.4	51.1	343 100*	465 800*	568 100*	629 300* ¹	700 000* ¹	700 000* ¹	12.0
14.0	76.9	50.6	290 900*	398 100*	486 500*	539 300* ¹	609 900* ¹	648 100* ¹	14.0
16.0	74.5	50.0	249 100*	346 800*	424 500*	471 000*	533 100*	564 000*	16.0
18.0	72.0	49.4	217 100*	306 600*	375 900*	417 400*	472 800*	500 500*	18.0
20.0	69.5	48.6	191 800*	274 100*	336 800*	374 200*	424 300*	449 200*	20.0
22.0	66.9	47.7	171 100*	247 300*	304 400*	338 600*	384 200*	406 900*	22.0
24.0	64.3	46.8	154 000*	224 900*	277 400*	308 700*	350 700*	371 600*	24.0
26.0	61.6	45.7	139 500*	205 200*	254 300*	283 400*	322 100*	341 500*	26.0
28.0	58.9	44.4	127 200*	188 000*	234 500*	261 500*	297 600*	315 600*	28.0
30.0	56.0	43.1	116 500*	173 200*	217 300*	242 500*	276 200*	293 000*	30.0
32.0	53.1	41.6	107 200*	160 300*	202 100*	225 900*	257 500*	273 300*	32.0
34.0	50.0	39.9	98 400	148 900*	188 700*	211 100*	240 900*	255 700*	34.0
36.0	46.8	38.0	90 000	138 700*	176 800*	197 900*	226 100*	240 100*	36.0
38.0	43.4	35.9	82 600	129 700*	166 100*	186 100*	212 800*	226 100*	38.0
40.0	39.7	33.5	76 000	121 500*	156 400*	175 400*	200 700*	211 300*	40.0
42.0	35.7	30.7	70 100	114 200*	147 600*	165 700*	188 000*	196 000*	42.0
44.0	31.2	27.5	64 800	107 400*	139 500*	156 900*	174 100*	182 000*	44.0
46.0	26.0	23.5	60 000	101 300*	131 900*	146 600*	161 300*	168 600*	46.0
48.0	19.5	18.3	55 600	95 600*	124 000*	134 600*	148 400*	155 300*	48.0

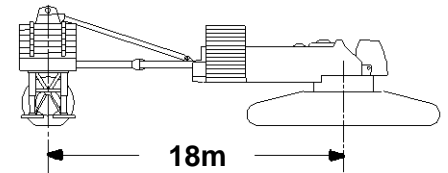
Note 1: Capacities above 600 000 kg thru 700 000 kg require 55A boom top.



Liftcrane Boom Capacities

Boom No. 55 or No. 55A with 42.7m Mast No. 56
 223 170 kg Crane Counterweight
 145 150 kg Carbody Counterweight
 0 kg thru 390 090 kg Wheeled Counterweight
 at 18m Position
 360 Degree Rating

**18000 With
 21000 MAX-ER**



Maximum Operating Wind Speeds
 14 m/s with 42.7m thru 85.3m Boom
 10 m/s with 91.4m thru 103.6m Boom
 7 m/s with 109.7m thru 134.1m Boom

54.9m (180 Ft.) Boom

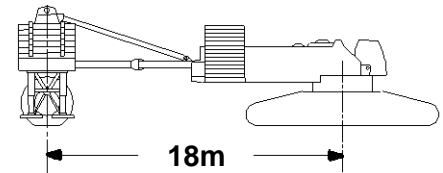
Oper. Rad. m	Boom Ang. Deg.	Boom Point Elev. m	0 kg Wheeled Counterweight Boom Capacity Kilograms	110 680 kg Wheeled Counterweight Boom Capacity Kilograms	210 470 kg Wheeled Counterweight Boom Capacity Kilograms	270 340 kg Wheeled Counterweight Boom Capacity Kilograms	350 170 kg Wheeled Counterweight Boom Capacity Kilograms	390 090 kg Wheeled Counterweight Boom Capacity Kilograms	Oper. Rad. m
9.8	82.9	57.7	422 100*	571 200*	684 800* ¹	684 800* ¹	684 800* ¹	684 800* ¹	9.8
10.0	82.7	57.7	412 000*	557 800*	673 000* ¹	684 800* ¹	684 800* ¹	684 800* ¹	10.0
11.0	81.6	57.5	373 800*	506 900*	618 000* ¹	683 300* ¹	684 800* ¹	684 800* ¹	11.0
12.0	80.6	57.3	341 800*	464 400*	566 800*	628 200* ¹	684 800* ¹	684 800* ¹	12.0
14.0	78.4	56.9	289 800*	396 900*	485 200*	538 100*	609 700* ¹	647 900* ¹	14.0
16.0	76.3	56.4	248 000*	345 600*	423 300*	469 800*	531 800*	562 800*	16.0
18.0	74.1	55.8	216 100*	305 400*	374 800*	416 200*	471 600*	499 300*	18.0
20.0	71.9	55.1	190 700*	272 900*	335 600*	373 100*	423 100*	448 000*	20.0
22.0	69.7	54.4	170 000*	246 100*	303 300*	337 400*	383 000*	405 800*	22.0
24.0	67.4	53.5	152 900*	223 700*	276 200*	307 600*	349 500*	370 400*	24.0
26.0	65.1	52.6	138 500*	204 200*	253 200*	282 300*	321 000*	340 400*	26.0
28.0	62.7	51.5	126 200*	187 000*	233 400*	260 400*	296 500*	314 500*	28.0
30.0	60.3	50.4	115 500*	172 200*	216 200*	241 500*	275 100*	291 900*	30.0
32.0	57.8	49.1	106 200*	159 300*	201 100*	224 800*	256 400*	272 200*	32.0
34.0	55.3	47.7	97 500	147 900*	187 700*	210 000*	239 800*	254 700*	34.0
36.0	52.6	46.2	89 100	137 800*	175 700*	196 900*	225 000*	239 100*	36.0
38.0	49.9	44.5	81 700	128 700*	165 000*	185 100*	211 800*	225 100*	38.0
40.0	47.0	42.6	75 200	120 600*	155 400*	174 400*	199 800*	212 500*	40.0
42.0	44.0	40.5	69 300	113 300*	146 600*	164 700*	188 900*	201 000*	42.0
44.0	40.9	38.2	64 000	106 600*	138 600*	155 900*	179 000*	190 600*	44.0
46.0	37.4	35.6	59 200	100 500*	131 100*	147 900*	170 000*	179 500*	46.0
48.0	33.7	32.7	54 900	94 900*	124 100*	140 500*	160 400*	167 500*	48.0
50.0	29.5	29.2	50 900	89 700*	117 800*	133 600*	149 300*	156 200*	50.0
54.0	18.6	19.5	43 700	80 400*	105 900*	115 900*	128 300*	134 500*	54.0

Note 1: Capacities above 600 000 kg thru 700 000 kg require 55A boom top.

Liftcrane Boom Capacities

Boom No. 55 or No. 55A with 42.7m Mast No. 56
 223 170 kg Crane Counterweight
 145 150 kg Carbody Counterweight
 0 kg thru 390 090 kg Wheeled Counterweight
 at 18m Position
 360 Degree Rating

18000 With 21000 MAX-ER



Maximum Operating Wind Speeds
 14 m/s with 42.7m thru 85.3m Boom
 10 m/s with 91.4m thru 103.6m Boom
 7 m/s with 109.7m thru 134.1m Boom

61.0m (200 Ft.) Boom

Oper. Rad. m	Boom Ang. Deg.	Boom Point Elev. m	0 kg Wheeled Counterweight Boom Capacity Kilograms	110 680 kg Wheeled Counterweight Boom Capacity Kilograms	210 470 kg Wheeled Counterweight Boom Capacity Kilograms	270 340 kg Wheeled Counterweight Boom Capacity Kilograms	350 170 kg Wheeled Counterweight Boom Capacity Kilograms	390 090 kg Wheeled Counterweight Boom Capacity Kilograms	Oper. Rad. m
11.0	82.5	63.7	373 100*	506 600*	618 000* ¹	619 700* ¹	619 700* ¹	619 700* ¹	11.0
12.0	81.5	63.5	340 300*	462 900*	565 200*	617 600* ¹	619 700* ¹	619 700* ¹	12.0
14.0	79.6	63.2	288 400*	395 300*	483 600*	536 500*	608 100* ¹	614 100* ¹	14.0
16.0	77.7	62.7	246 500*	343 900*	421 700*	468 100*	530 200*	565 600*	16.0
18.0	75.7	62.2	214 600*	303 700*	373 100*	414 600*	470 000*	497 600*	18.0
20.0	73.8	61.6	189 200*	271 300*	333 900*	371 400*	421 400*	446 400*	20.0
22.0	71.8	60.9	168 500*	244 400*	301 600*	335 800*	381 400*	404 100*	22.0
24.0	69.8	60.1	151 400*	222 000*	274 500*	305 900*	347 800*	368 700*	24.0
26.0	67.7	59.3	137 000*	202 600*	251 500*	280 600*	319 300*	338 700*	26.0
28.0	65.7	58.4	124 600*	185 400*	231 700*	258 700*	294 800*	312 800*	28.0
30.0	63.6	57.4	113 900*	170 600*	214 500*	239 700*	273 400*	290 200*	30.0
32.0	61.4	56.3	104 600*	157 700*	199 400*	223 100*	254 700*	270 500*	32.0
34.0	59.2	55.1	96 100	146 200*	186 000*	208 300*	238 100*	253 000*	34.0
36.0	57.0	53.8	87 600	136 100*	174 000*	195 200*	223 300*	237 400*	36.0
38.0	54.7	52.3	80 200	127 100*	163 300*	183 400*	210 000*	223 400*	38.0
40.0	52.3	50.8	73 600	119 000*	153 700*	172 700*	198 100*	210 800*	40.0
42.0	49.8	49.1	67 700	111 600*	144 900*	163 100*	187 200*	199 300*	42.0
44.0	47.2	47.2	62 400	104 900*	136 900*	154 300*	177 400*	188 900*	44.0
46.0	44.6	45.2	57 600	98 800*	129 400*	146 200*	168 300*	179 400*	46.0
48.0	41.7	42.9	53 300	93 200*	122 600*	138 800*	160 000*	170 600*	48.0
50.0	38.7	40.5	49 300	88 100*	116 200*	132 000*	152 300*	162 500*	50.0
54.0	32.0	34.5	42 200	78 900*	104 900*	119 800*	137 100*	143 500*	54.0
58.0	23.6	26.5	36 100	71 000*	95 100*	107 400*	119 300*	125 300*	58.0

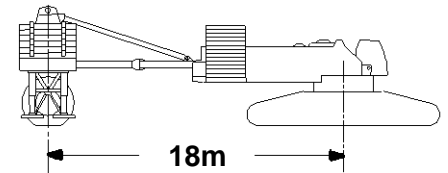
Note 1: Capacities above 600 000 kg thru 700 000 kg require 55A boom top.



Liftcrane Boom Capacities

Boom No. 55 or No. 55A with 42.7m Mast No. 56
 223 170 kg Crane Counterweight
 145 150 kg Carbody Counterweight
 0 kg thru 390 090 kg Wheeled Counterweight
 at 18m Position
 360 Degree Rating

**18000 With
 21000 MAX-ER**



Maximum Operating Wind Speeds
 14 m/s with 42.7m thru 85.3m Boom
 10 m/s with 91.4m thru 103.6m Boom
 7 m/s with 109.7m thru 134.1m Boom

67.1m (220 Ft.) Boom

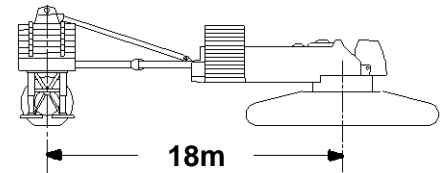
Oper. Rad. m	Boom Ang. Deg.	Boom Point Elev. m	0 kg Wheeled Counterweight Boom Capacity Kilograms	110 680 kg Wheeled Counterweight Boom Capacity Kilograms	210 470 kg Wheeled Counterweight Boom Capacity Kilograms	270 340 kg Wheeled Counterweight Boom Capacity Kilograms	350 170 kg Wheeled Counterweight Boom Capacity Kilograms	390 090 kg Wheeled Counterweight Boom Capacity Kilograms	Oper. Rad. m
11.6	82.6	69.8	345 900	478 100*	571 700*	571 700*	571 700*	571 700*	11.6
12.0	82.3	69.7	333 200	461 500*	560 000*	570 900*	570 900*	570 900*	12.0
14.0	80.6	69.4	281 600	393 600*	481 900*	538 100*	565 000*	565 800*	14.0
16.0	78.8	68.9	242 700	342 200*	419 900*	466 400*	534 900*	551 200*	16.0
18.0	77.1	68.5	212 200	302 000*	371 400*	412 900*	468 300*	497 800*	18.0
20.0	75.3	67.9	187 600	269 500*	332 200*	369 700*	419 700*	444 600*	20.0
22.0	73.5	67.3	166 900*	242 700*	299 900*	334 000*	379 600*	402 400*	22.0
24.0	71.7	66.7	149 800*	220 300*	272 800*	304 200*	346 100*	367 000*	24.0
26.0	69.9	65.9	135 300*	201 000*	249 800*	278 800*	317 600*	336 900*	26.0
28.0	68.0	65.1	122 900*	183 800*	230 000*	257 000*	293 000*	311 000*	28.0
30.0	66.2	64.2	112 300*	169 000*	212 700*	238 000*	271 700*	288 500*	30.0
32.0	64.2	63.2	102 900*	156 000*	197 600*	221 300*	253 000*	268 700*	32.0
34.0	62.3	62.2	94 500	144 600*	184 200*	206 500*	236 300*	251 200*	34.0
36.0	60.3	61.0	86 000	134 500*	172 300*	193 400*	221 600*	235 600*	36.0
38.0	58.3	59.7	78 600	125 400*	161 600*	181 600*	208 300*	221 600*	38.0
40.0	56.3	58.4	72 000	117 300*	151 900*	170 900*	196 300*	209 000*	40.0
42.0	54.2	56.9	66 100	109 900*	143 100*	161 300*	185 500*	197 600*	42.0
44.0	52.0	55.4	60 800	103 300*	135 100*	152 500*	175 600*	187 200*	44.0
46.0	49.7	53.7	56 000	97 100*	127 800*	144 400*	166 600*	177 600*	46.0
48.0	47.4	51.8	51 600	91 600*	120 900*	137 100*	158 300*	168 900*	48.0
50.0	45.0	49.8	47 600	86 400*	114 500*	130 200*	150 600*	160 800*	50.0
54.0	39.8	45.2	40 600	77 200*	103 300*	118 100*	137 000*	146 400*	54.0
58.0	33.9	39.6	34 500	69 300*	93 500*	107 600*	125 100*	131 500*	58.0
62.0	26.9	32.5	29 100*	62 400*	85 000*	98 100*	110 000*	115 700*	62.0



Liftcrane Boom Capacities

Boom No. 55 or No. 55A with 42.7m Mast No. 56
223 170 kg Crane Counterweight
145 150 kg Carbody Counterweight
0 kg thru 390 090 kg Wheeled Counterweight
at 18m Position
360 Degree Rating

18000 With 21000 MAX-ER



Maximum Operating Wind Speeds
 14 m/s with 42.7m thru 85.3m Boom
 10 m/s with 91.4m thru 103.6m Boom
 7 m/s with 109.7m thru 134.1m Boom

73.2m (240 Ft.) Boom

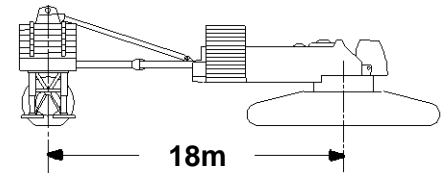
Oper. Rad. m	Boom Ang. Deg.	Boom Point Elev. m	0 kg Wheeled Counterweight Boom Capacity Kilograms	110 680 kg Wheeled Counterweight Boom Capacity Kilograms	210 470 kg Wheeled Counterweight Boom Capacity Kilograms	270 340 kg Wheeled Counterweight Boom Capacity Kilograms	350 170 kg Wheeled Counterweight Boom Capacity Kilograms	390 090 kg Wheeled Counterweight Boom Capacity Kilograms	Oper. Rad. m
12.2	82.8	75.8	314 900	452 800*	479 400*	479 400*	479 400*	479 400*	12.2
14.0	81.4	75.6	271 700	392 600*	472 200*	479 400*	479 400*	479 400*	14.0
16.0	79.8	75.2	234 700	341 200*	420 400*	461 500*	479 400*	479 400*	16.0
18.0	78.2	74.7	205 600	301 000*	370 400*	412 700*	463 400*	479 400*	18.0
20.0	76.5	74.3	182 100	268 500*	331 200*	368 700*	418 700*	444 000*	20.0
22.0	74.9	73.7	162 600	241 700*	298 900*	333 000*	378 600*	401 400*	22.0
24.0	73.3	73.1	146 200	219 300*	271 800*	303 200*	345 100*	366 000*	24.0
26.0	71.6	72.4	132 300	200 100*	248 800*	277 900*	316 600*	336 000*	26.0
28.0	70.0	71.7	120 200	182 900*	229 000*	256 000*	292 100*	310 000*	28.0
30.0	68.3	70.9	109 700	168 000*	211 700*	237 000*	270 700*	287 500*	30.0
32.0	66.6	70.0	100 500	155 100*	196 600*	220 300*	252 000*	267 700*	32.0
34.0	64.8	69.0	92 300	143 700*	183 200*	205 600*	235 400*	250 200*	34.0
36.0	63.1	68.0	85 000	133 600*	171 300*	192 400*	220 600*	234 700*	36.0
38.0	61.3	66.9	77 900	124 500*	160 600*	180 600*	207 300*	220 700*	38.0
40.0	59.4	65.7	71 300	116 400*	150 900*	170 000*	195 400*	208 000*	40.0
42.0	57.6	64.4	65 400	109 000*	142 200*	160 300*	184 500*	196 600*	42.0
44.0	55.7	63.0	60 000	102 400*	134 200*	151 500*	174 700*	186 200*	44.0
46.0	53.7	61.6	55 200	96 200*	126 900*	143 500*	165 600*	176 700*	46.0
48.0	51.7	60.0	50 800	90 700*	120 000*	136 100*	157 300*	167 900*	48.0
50.0	49.7	58.3	46 800	85 500*	113 600*	129 300*	149 700*	159 900*	50.0
54.0	45.3	54.5	39 800	76 400*	102 400*	117 100*	136 000*	145 500*	54.0
58.0	40.6	50.0	33 700	68 500*	92 700*	106 600*	124 300*	133 000*	58.0
62.0	35.4	44.6	28 400	61 600*	84 200*	97 400*	113 900*	121 400*	62.0
66.0	29.4	38.0	23 300*	55 400*	76 700*	89 300*	102 100*	107 600*	66.0
70.0	21.8	29.2	18 700*	49 000*	70 100*	79 400*	89 400*	94 500*	70.0



Liftcrane Boom Capacities

Boom No. 55 or No. 55A with 42.7m Mast No. 56
 223 170 kg Crane Counterweight
 145 150 kg Carbody Counterweight
 0 kg thru 390 090 kg Wheeled Counterweight
 at 18m Position
 360 Degree Rating

**18000 With
 21000 MAX-ER**



Maximum Operating Wind Speeds
 14 m/s with 42.7m thru 85.3m Boom
 10 m/s with 91.4m thru 103.6m Boom
 7 m/s with 109.7m thru 134.1m Boom

79.2m (260 Ft.) Boom

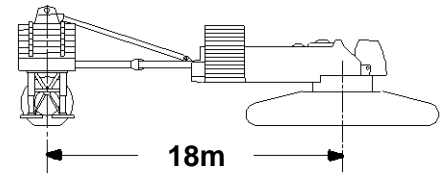
Oper. Rad. m	Boom Ang. Deg.	Boom Point Elev. m	0 kg Wheeled Counterweight Boom Capacity Kilograms	110 680 kg Wheeled Counterweight Boom Capacity Kilograms	210 470 kg Wheeled Counterweight Boom Capacity Kilograms	270 340 kg Wheeled Counterweight Boom Capacity Kilograms	350 170 kg Wheeled Counterweight Boom Capacity Kilograms	390 090 kg Wheeled Counterweight Boom Capacity Kilograms	Oper. Rad. m
13.7	82.2	81.8	267 200	399 300*	405 600*	405 600*	405 600*	405 600*	13.7
14.0	82.0	81.7	261 800	391 500*	405 600*	405 600*	405 600*	405 600*	14.0
16.0	80.6	81.4	226 200	339 400*	401 500*	405 600*	405 600*	405 600*	16.0
18.0	79.1	81.0	198 300	299 100*	371 100*	403 800*	405 600*	405 600*	18.0
20.0	77.6	80.5	175 700	266 700*	329 300*	366 900*	403 600*	405 600*	20.0
22.0	76.1	80.0	156 800	239 900*	297 000*	331 200*	378 700*	396 000*	22.0
24.0	74.6	79.5	141 000	217 500*	269 900*	301 400*	343 200*	364 800*	24.0
26.0	73.1	78.8	127 500	198 300*	246 900*	276 000*	314 700*	334 100*	26.0
28.0	71.6	78.2	115 800	181 200*	227 100*	254 100*	290 200*	308 200*	28.0
30.0	70.0	77.4	105 500	166 300*	209 900*	235 100*	268 800*	285 600*	30.0
32.0	68.5	76.6	96 500	153 300*	194 800*	218 500*	250 100*	265 900*	32.0
34.0	66.9	75.8	88 500	141 900*	181 400*	203 700*	233 500*	248 400*	34.0
36.0	65.3	74.8	81 400	131 800*	169 500*	190 600*	218 700*	232 800*	36.0
38.0	63.7	73.8	75 000	122 800*	158 800*	178 800*	205 500*	218 800*	38.0
40.0	62.0	72.8	69 200	114 600*	149 100*	168 100*	193 600*	206 200*	40.0
42.0	60.4	71.6	63 700	107 300*	140 300*	158 500*	182 700*	194 800*	42.0
44.0	58.7	70.4	58 300	100 600*	132 400*	149 700*	172 800*	184 400*	44.0
46.0	56.9	69.1	53 500	94 500*	125 100*	141 700*	163 800*	174 800*	46.0
48.0	55.2	67.7	49 100	88 900*	118 200*	134 300*	155 500*	166 100*	48.0
50.0	53.4	66.2	45 100	83 800*	111 900*	127 500*	147 800*	158 000*	50.0
54.0	49.6	62.9	38 000	74 600*	100 600*	115 300*	134 200*	143 700*	54.0
58.0	45.6	59.1	31 900	66 700*	90 900*	104 800*	122 400*	131 200*	58.0
62.0	41.4	54.7	26 400*	59 800*	82 500*	95 600*	112 100*	120 400*	62.0
66.0	36.6	49.6	21 400*	53 700*	75 000*	87 500*	103 000*	110 600*	66.0
70.0	31.3	43.4	16 800*	47 300*	68 400*	80 300*	93 400*	98 600*	70.0
74.0	25.0	35.5	12 800*	41 500*	62 400*	72 600*	82 200*	87 000*	74.0



Liftcrane Boom Capacities

Boom No. 55 or No. 55A with 42.7m Mast No. 56
 223 170 kg Crane Counterweight
 145 150 kg Carbody Counterweight
 0 kg thru 390 090 kg Wheeled Counterweight
 at 18m Position
 360 Degree Rating

18000 With 21000 MAX-ER



Maximum Operating Wind Speeds
 14 m/s with 42.7m thru 85.3m Boom
 10 m/s with 91.4m thru 103.6m Boom
 7 m/s with 109.7m thru 134.1m Boom

85.3m (280 Ft.) Boom

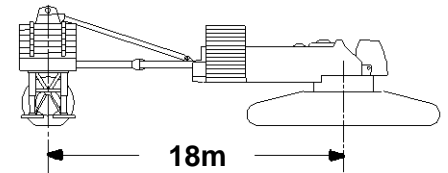
Oper. Rad. m	Boom Ang. Deg.	Boom Point Elev. m	0 kg Wheeled Counterweight Boom Capacity Kilograms	110 680 kg Wheeled Counterweight Boom Capacity Kilograms	210 470 kg Wheeled Counterweight Boom Capacity Kilograms	270 340 kg Wheeled Counterweight Boom Capacity Kilograms	350 170 kg Wheeled Counterweight Boom Capacity Kilograms	390 090 kg Wheeled Counterweight Boom Capacity Kilograms	Oper. Rad. m
13.7	82.8	87.9	257 600	344 400*	344 400*	344 400*	344 400*	344 400*	13.7
14.0	82.6	87.9	252 600	344 400*	344 400*	344 400*	344 400*	344 400*	14.0
16.0	81.2	87.6	218 600	333 100*	344 400*	344 400*	344 400*	344 400*	16.0
18.0	79.9	87.2	192 000	298 800*	344 400*	344 400*	344 400*	344 400*	18.0
20.0	78.5	86.8	170 200	265 500*	329 100*	344 000*	344 400*	344 400*	20.0
22.0	77.1	86.3	152 000	238 700*	295 800*	333 100*	344 400*	344 400*	22.0
24.0	75.7	85.8	136 700	216 200*	268 700*	300 200*	338 300*	344 400*	24.0
26.0	74.3	85.2	123 500	197 200*	245 800*	274 800*	313 600*	333 300*	26.0
28.0	72.9	84.6	112 200	180 000*	225 900*	253 000*	289 000*	307 000*	28.0
30.0	71.5	83.9	102 200	165 200*	208 700*	234 000*	267 600*	284 500*	30.0
32.0	70.1	83.2	93 400	152 200*	193 600*	217 300*	249 000*	264 700*	32.0
34.0	68.6	82.4	85 600	140 900*	180 200*	202 500*	232 300*	247 200*	34.0
36.0	67.2	81.5	78 600	130 700*	168 300*	189 400*	217 600*	231 600*	36.0
38.0	65.7	80.6	72 300	121 700*	157 600*	177 600*	204 300*	217 700*	38.0
40.0	64.2	79.7	66 600	113 500*	147 900*	167 000*	192 400*	205 100*	40.0
42.0	62.7	78.6	61 400	106 200*	139 200*	157 300*	181 600*	193 600*	42.0
44.0	61.2	77.5	56 700	99 500*	131 200*	148 600*	171 700*	183 200*	44.0
46.0	59.6	76.3	52 400	93 400*	123 900*	140 500*	162 700*	173 700*	46.0
48.0	58.0	75.1	48 100	87 800*	117 100*	133 100*	154 400*	165 000*	48.0
50.0	56.4	73.7	44 000	82 700*	110 800*	126 400*	146 700*	156 900*	50.0
54.0	53.1	70.8	36 900	73 600*	99 500*	114 200*	133 100*	142 600*	54.0
58.0	49.6	67.5	30 900	65 600*	89 800*	103 700*	121 300*	130 100*	58.0
62.0	45.9	63.7	25 300*	58 800*	81 400*	94 600*	111 000*	119 300*	62.0
66.0	41.9	59.4	20 300*	52 700*	74 000*	86 500*	102 000*	109 700*	66.0
70.0	37.7	54.4	15 800*	46 400*	67 400*	79 300*	93 900*	101 200*	70.0
74.0	32.9	48.5	11 800*	40 600*	61 400*	72 800*	86 000*	90 900*	74.0
78.0	27.4	41.4	8 100*	35 400*	56 100*	66 700*	75 900*	80 600*	78.0
82.0	20.5	31.9		30 600*	51 000*	57 700*	66 400*	70 700*	82.0



Liftcrane Boom Capacities

Boom No. 55 or No. 55A with 42.7m Mast No. 56
 223 170 kg Crane Counterweight
 145 150 kg Carbody Counterweight
 0 kg thru 390 090 kg Wheeled Counterweight
 at 18m Position
 360 Degree Rating

**18000 With
 21000 MAX-ER**



Maximum Operating Wind Speeds
 14 m/s with 42.7m thru 85.3m Boom
 10 m/s with 91.4m thru 103.6m Boom
 7 m/s with 109.7m thru 134.1m Boom

91.4m (300 Ft.) Boom

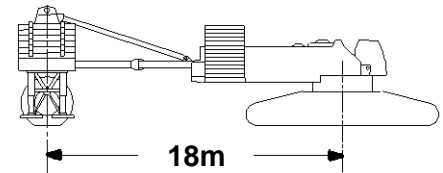
Oper. Rad. m	Boom Ang. Deg.	Boom Point Elev. m	0 kg Wheeled Counterweight Boom Capacity Kilograms	110 680 kg Wheeled Counterweight Boom Capacity Kilograms	210 470 kg Wheeled Counterweight Boom Capacity Kilograms	270 340 kg Wheeled Counterweight Boom Capacity Kilograms	350 170 kg Wheeled Counterweight Boom Capacity Kilograms	390 090 kg Wheeled Counterweight Boom Capacity Kilograms	Oper. Rad. m
15.2	82.3	93.9	222 000	297 100*	297 100*	297 100*	297 100*	297 100*	15.2
16.0	81.8	93.8	211 200	297 100*	297 100*	297 100*	297 100*	297 100*	16.0
18.0	80.6	93.4	185 000	292 100*	297 100*	297 100*	297 100*	297 100*	18.0
20.0	79.3	93.0	164 100	263 600*	297 100*	297 100*	297 100*	297 100*	20.0
22.0	78.0	92.6	146 500	236 800*	290 400*	297 100*	297 100*	297 100*	22.0
24.0	76.7	92.1	131 600	214 300*	267 500*	294 100*	297 100*	297 100*	24.0
26.0	75.4	91.6	118 900	195 300*	243 900*	272 900*	296 900*	297 100*	26.0
28.0	74.1	91.0	107 800	178 300*	224 000*	251 100*	289 000*	295 900*	28.0
30.0	72.8	90.4	98 100	163 400*	206 800*	232 100*	265 700*	284 200*	30.0
32.0	71.5	89.7	89 500	150 400*	191 700*	215 400*	247 100*	262 800*	32.0
34.0	70.1	88.9	81 900	139 000*	178 300*	200 600*	230 400*	245 300*	34.0
36.0	68.8	88.2	75 000	128 900*	166 400*	187 500*	215 700*	229 700*	36.0
38.0	67.4	87.3	68 800	119 900*	155 700*	175 700*	202 400*	215 800*	38.0
40.0	66.1	86.4	63 200	111 700*	146 000*	165 100*	190 500*	203 200*	40.0
42.0	64.7	85.5	58 100	104 400*	137 300*	155 400*	179 700*	191 800*	42.0
44.0	63.3	84.4	53 500	97 700*	129 300*	146 700*	169 800*	181 300*	44.0
46.0	61.8	83.4	49 200	91 600*	122 000*	138 600*	160 800*	171 800*	46.0
48.0	60.4	82.2	45 300	86 000*	115 300*	131 300*	152 500*	163 100*	48.0
50.0	58.9	81.0	41 600	80 900*	109 000*	124 500*	144 800*	155 000*	50.0
54.0	55.9	78.4	35 100	71 700*	97 700*	112 300*	131 200*	140 700*	54.0
58.0	52.8	75.4	28 800*	63 800*	88 000*	101 800*	119 500*	128 200*	58.0
62.0	49.5	72.1	23 100*	57 000*	79 600*	92 700*	109 200*	117 400*	62.0
66.0	46.1	68.3	18 100*	50 800*	72 200*	84 600*	100 100*	107 800*	66.0
70.0	42.5	64.1	13 700*	44 400*	65 600*	77 400*	92 000*	99 400*	70.0
74.0	38.5	59.2	9 700*	38 600*	59 700*	71 000*	84 800*	91 700*	74.0
78.0	34.2	53.6		33 400*	54 400*	65 100*	77 900*	82 700*	78.0
82.0	29.3	46.9		28 700*	49 500*	59 700*	68 900*	73 400*	82.0
86.0	23.5	38.5		24 300*	45 100*	52 000*	60 400*	64 600*	86.0



Liftcrane Boom Capacities

Boom No. 55 or No. 55A with 42.7m Mast No. 56
 223 170 kg Crane Counterweight
 145 150 kg Carbody Counterweight
 0 kg thru 390 090 kg Wheeled Counterweight
 at 18m Position
 360 Degree Rating

18000 With 21000 MAX-ER



Maximum Operating Wind Speeds
 14 m/s with 42.7m thru 85.3m Boom
 10 m/s with 91.4m thru 103.6m Boom
 7 m/s with 109.7m thru 134.1m Boom

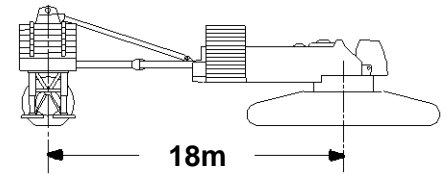
97.5m (320 Ft.) Boom

Oper. Rad. m	Boom Ang. Deg.	Boom Point Elev. m	0 kg Wheeled Counterweight Boom Capacity Kilograms	110 680 kg Wheeled Counterweight Boom Capacity Kilograms	210 470 kg Wheeled Counterweight Boom Capacity Kilograms	270 340 kg Wheeled Counterweight Boom Capacity Kilograms	350 170 kg Wheeled Counterweight Boom Capacity Kilograms	390 090 kg Wheeled Counterweight Boom Capacity Kilograms	Oper. Rad. m
15.2	82.8	100.0	216 000	255 000*	255 000*	255 000*	255 000*	255 000*	15.2
16.0	82.3	99.9	205 600	255 000*	255 000*	255 000*	255 000*	255 000*	16.0
18.0	81.2	99.6	180 600	255 000*	255 000*	255 000*	255 000*	255 000*	18.0
20.0	80.0	99.2	160 400	253 800*	255 000*	255 000*	255 000*	255 000*	20.0
22.0	78.8	98.8	143 500	238 200*	255 000*	255 000*	255 000*	255 000*	22.0
24.0	77.6	98.4	129 100	214 400*	255 000*	255 000*	255 000*	255 000*	24.0
26.0	76.3	97.9	116 700	195 300*	244 200*	255 000*	255 000*	255 000*	26.0
28.0	75.1	97.3	105 900	178 400*	224 100*	250 100*	255 000*	255 000*	28.0
30.0	73.9	96.8	96 400	163 500*	206 900*	232 400*	255 000*	255 000*	30.0
32.0	72.7	96.1	88 100	150 600*	191 800*	215 500*	247 100*	255 000*	32.0
34.0	71.4	95.4	80 600	139 200*	178 400*	200 700*	230 500*	246 300*	34.0
36.0	70.2	94.7	73 900	129 100*	166 500*	187 600*	215 800*	229 800*	36.0
38.0	68.9	93.9	67 800	120 000*	155 800*	175 800*	202 600*	215 900*	38.0
40.0	67.6	93.1	62 300	111 900*	146 200*	165 200*	190 600*	203 300*	40.0
42.0	66.4	92.2	57 300	104 500*	137 400*	155 600*	179 800*	191 900*	42.0
44.0	65.1	91.3	52 800	97 900*	129 500*	146 800*	169 900*	181 500*	44.0
46.0	63.8	90.3	48 600	91 700*	122 200*	138 800*	160 900*	171 900*	46.0
48.0	62.4	89.2	44 700	86 200*	115 500*	131 400*	152 600*	163 200*	48.0
50.0	61.1	88.1	41 100	81 000*	109 200*	124 600*	145 000*	155 200*	50.0
54.0	58.3	85.7	34 700	71 900*	97 900*	112 500*	131 400*	140 800*	54.0
58.0	55.5	83.0	29 100	64 000*	88 200*	102 000*	119 600*	128 400*	58.0
62.0	52.6	80.0	23 600*	57 200*	79 800*	92 900*	109 400*	117 600*	62.0
66.0	49.5	76.7	18 600*	51 100*	72 400*	84 800*	100 300*	108 000*	66.0
70.0	46.3	72.9	14 200*	45 000*	65 800*	77 600*	92 300*	99 500*	70.0
74.0	42.9	68.7	10 200*	39 200*	59 900*	71 200*	85 100*	92 000*	74.0
78.0	39.2	64.0		34 100*	54 600*	65 400*	78 600*	85 100*	78.0
82.0	35.3	58.6		29 400*	49 900*	60 100*	72 700*	77 600*	82.0
86.0	30.9	52.2		25 100*	45 500*	55 200*	64 700*	69 100*	86.0
90.0	25.8	44.5		21 200*	41 200*	48 900*	57 100*	61 200*	90.0
94.0	19.4	34.5		17 500*	36 300*	41 900*	49 600*	53 300*	94.0

Liftcrane Boom Capacities

Boom No. 55 or No. 55A with 42.7m Mast No. 56
 223 170 kg Crane Counterweight
 145 150 kg Carbody Counterweight
 0 kg thru 390 090 kg Wheeled Counterweight
 at 18m Position
 360 Degree Rating

18000 With 21000 MAX-ER



Maximum Operating Wind Speeds
 14 m/s with 42.7m thru 85.3m Boom
 10 m/s with 91.4m thru 103.6m Boom
 7 m/s with 109.7m thru 134.1m Boom

103.6m (340 Ft.) Boom

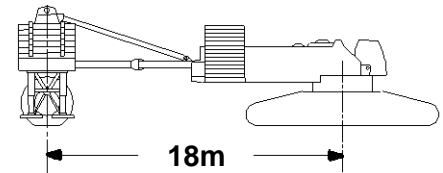
Oper. Rad. m	Boom Ang. Deg.	Boom Point Elev. m	110 680 kg Wheeled Counterweight Boom Capacity Kilograms	210 470 kg Wheeled Counterweight Boom Capacity Kilograms	270 340 kg Wheeled Counterweight Boom Capacity Kilograms	350 170 kg Wheeled Counterweight Boom Capacity Kilograms	390 090 kg Wheeled Counterweight Boom Capacity Kilograms	Oper. Rad. m
16.8	82.4	106.0	223 100*	223 100*	223 100*	223 100*	223 100*	16.8
18.0	81.7	105.8	223 100*	223 100*	223 100*	223 100*	223 100*	18.0
20.0	80.6	105.4	223 100*	223 100*	223 100*	223 100*	223 100*	20.0
22.0	79.4	105.1	223 100*	223 100*	223 100*	223 100*	223 100*	22.0
24.0	78.3	104.6	212 200*	223 100*	223 100*	223 100*	223 100*	24.0
26.0	77.2	104.2	193 400*	223 100*	223 100*	223 100*	223 100*	26.0
28.0	76.0	103.7	176 600*	219 600*	223 100*	223 100*	223 100*	28.0
30.0	74.9	103.1	161 700*	205 400*	223 100*	223 100*	223 100*	30.0
32.0	73.7	102.5	148 800*	189 900*	213 600*	223 100*	223 100*	32.0
34.0	72.6	101.9	137 400*	176 500*	198 800*	222 300*	223 100*	34.0
36.0	71.4	101.2	127 200*	164 600*	185 700*	215 000*	223 100*	36.0
38.0	70.2	100.5	118 200*	153 900*	173 900*	200 700*	214 000*	38.0
40.0	69.0	99.7	110 000*	144 300*	163 300*	188 700*	201 400*	40.0
42.0	67.8	98.9	102 700*	135 500*	153 700*	177 800*	189 900*	42.0
44.0	66.6	98.0	96 000*	127 600*	144 900*	168 000*	179 500*	44.0
46.0	65.4	97.1	89 900*	120 300*	136 900*	159 000*	170 000*	46.0
48.0	64.2	96.1	84 300*	113 600*	129 500*	150 700*	161 300*	48.0
50.0	62.9	95.1	79 200*	107 300*	122 700*	143 100*	153 200*	50.0
54.0	60.4	92.8	70 100*	96 000*	110 600*	129 500*	138 900*	54.0
58.0	57.8	90.4	62 200*	86 400*	100 100*	117 700*	126 500*	58.0
62.0	55.1	87.6	55 300*	78 000*	91 000*	107 500*	115 700*	62.0
66.0	52.4	84.6	49 200*	70 500*	82 900*	98 400*	106 200*	66.0
70.0	49.5	81.3	42 800*	64 000*	75 800*	90 400*	97 700*	70.0
74.0	46.5	77.6	37 100*	58 100*	69 400*	83 200*	90 100*	74.0
78.0	43.3	73.4	32 000*	52 800*	63 600*	76 700*	83 300*	78.0
82.0	39.9	68.8	27 300*	48 100*	58 200*	70 900*	77 100*	82.0
86.0	36.2	63.5	23 000*	43 700*	53 400*	65 400*	70 000*	86.0
90.0	32.2	57.4	19 100*	39 300*	49 000*	58 100*	62 300*	90.0
94.0	27.7	50.3	15 500*	34 700*	43 200*	51 100*	55 100*	94.0
98.0	22.3	41.3	12 100*	30 500*	37 000*	44 400*	48 100*	98.0



Liftcrane Boom Capacities

Boom No. 55 or No. 55A with 42.7m Mast No. 56
 223 170 kg Crane Counterweight
 145 150 kg Carbody Counterweight
 0 kg thru 390 090 kg Wheeled Counterweight
 at 18m Position
 360 Degree Rating

18000 With 21000 MAX-ER



Maximum Operating Wind Speeds
 14 m/s with 42.7m thru 85.3m Boom
 10 m/s with 91.4m thru 103.6m Boom
 7 m/s with 109.7m thru 134.1m Boom

109.7m (360 Ft.) Boom

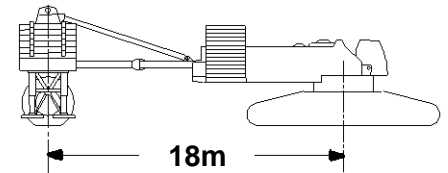
Oper. Rad. m	Boom Ang. Deg.	Boom Point Elev. m	110 680 kg Wheeled Counterweight Boom Capacity Kilograms	210 470 kg Wheeled Counterweight Boom Capacity Kilograms	270 340 kg Wheeled Counterweight Boom Capacity Kilograms	350 170 kg Wheeled Counterweight Boom Capacity Kilograms	390 090 kg Wheeled Counterweight Boom Capacity Kilograms	Oper. Rad. m
16.8	82.8	112.1	195 200*	195 200*	195 200*	195 200*	195 200*	16.8
18.0	82.1	111.9	195 200*	195 200*	195 200*	195 200*	195 200*	18.0
20.0	81.1	111.6	195 200*	195 200*	195 200*	195 200*	195 200*	20.0
22.0	80.0	111.3	195 200*	195 200*	195 200*	195 200*	195 200*	22.0
24.0	79.0	110.9	195 200*	195 200*	195 200*	195 200*	195 200*	24.0
26.0	77.9	110.4	192 400*	195 200*	195 200*	195 200*	195 200*	26.0
28.0	76.8	110.0	175 300*	195 200*	195 200*	195 200*	195 200*	28.0
30.0	75.7	109.4	160 400*	195 200*	195 200*	195 200*	195 200*	30.0
32.0	74.7	108.9	147 400*	188 500*	195 200*	195 200*	195 200*	32.0
34.0	73.6	108.3	136 000*	175 100*	193 700*	195 200*	195 200*	34.0
36.0	72.5	107.6	125 900*	163 200*	185 000*	195 200*	195 200*	36.0
38.0	71.4	107.0	116 900*	152 500*	172 600*	195 200*	195 200*	38.0
40.0	70.3	106.2	108 700*	142 900*	161 900*	187 600*	194 500*	40.0
42.0	69.1	105.5	101 400*	134 100*	152 300*	176 500*	189 500*	42.0
44.0	68.0	104.6	94 700*	126 200*	143 500*	166 700*	178 200*	44.0
46.0	66.9	103.8	88 600*	118 900*	135 500*	157 600*	168 700*	46.0
48.0	65.7	102.9	83 000*	112 200*	128 100*	149 300*	159 900*	48.0
50.0	64.6	101.9	77 900*	106 000*	121 300*	141 700*	151 900*	50.0
54.0	62.2	99.8	68 700*	94 700*	109 300*	128 100*	137 600*	54.0
58.0	59.8	97.6	60 900*	85 100*	98 800*	116 400*	125 200*	58.0
62.0	57.3	95.0	54 000*	76 700*	89 600*	106 100*	114 300*	62.0
66.0	54.8	92.3	47 800*	69 300*	81 600*	97 100*	104 800*	66.0
70.0	52.2	89.2	41 300*	62 700*	74 500*	89 100*	96 400*	70.0
74.0	49.4	85.9	35 600*	56 800*	68 100*	81 900*	88 800*	74.0
78.0	46.6	82.2	30 500*	51 500*	62 300*	75 400*	82 000*	78.0
82.0	43.6	78.1	25 800*	46 800*	57 000*	69 600*	75 800*	82.0
86.0	40.4	73.5	21 600*	42 400*	52 200*	64 200*	70 200*	86.0
90.0	37.0	68.4	17 700*	37 900*	47 800*	59 300*	63 600*	90.0
94.0	33.4	62.5	14 200*	33 400*	43 700*	52 500*	56 500*	94.0
98.0	29.2	55.8	10 900*	29 300*	38 400*	46 000*	49 900*	98.0
102.0	24.5	47.6	7 700*	25 400*	32 700*	39 900*	43 500*	102.0
106.0	18.6	37.0		21 700*	27 000*	33 800*	37 200*	106.0



Liftcrane Boom Capacities

Boom No. 55 or No. 55A with 42.7m Mast No. 56
223 170 kg Crane Counterweight
145 150 kg Carbody Counterweight
0 kg thru 390 090 kg Wheeled Counterweight
at 18m Position
360 Degree Rating

18000 With 21000 MAX-ER



Maximum Operating Wind Speeds

14 m/s with 42.7m thru 85.3m Boom
 10 m/s with 91.4m thru 103.6m Boom
 7 m/s with 109.7m thru 134.1m Boom

115.8m (380 Ft.) Boom

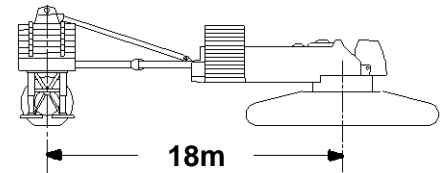
Oper. Rad. m	Boom Ang. Deg.	Boom Point Elev. m	110 680 kg Wheeled Counterweight Boom Capacity Kilograms	210 470 kg Wheeled Counterweight Boom Capacity Kilograms	270 340 kg Wheeled Counterweight Boom Capacity Kilograms	350 170 kg Wheeled Counterweight Boom Capacity Kilograms	390 090 kg Wheeled Counterweight Boom Capacity Kilograms	Oper. Rad. m
18.3	82.4	118.1	169 700*	169 700*	169 700*	169 700*	169 700*	18.3
20.0	81.6	117.8	169 700*	169 700*	169 700*	169 700*	169 700*	20.0
22.0	80.6	117.5	169 700*	169 700*	169 700*	169 700*	169 700*	22.0
24.0	79.5	117.1	169 700*	169 700*	169 700*	169 700*	169 700*	24.0
26.0	78.5	116.7	169 700*	169 700*	169 700*	169 700*	169 700*	26.0
28.0	77.5	116.2	168 700*	169 700*	169 700*	169 700*	169 700*	28.0
30.0	76.5	115.7	160 500*	169 700*	169 700*	169 700*	169 700*	30.0
32.0	75.5	115.2	146 600*	169 700*	169 700*	169 700*	169 700*	32.0
34.0	74.5	114.7	135 100*	169 100*	169 700*	169 700*	169 700*	34.0
36.0	73.4	114.0	125 000*	163 100*	169 500*	169 500*	169 500*	36.0
38.0	72.4	113.4	115 900*	151 500*	168 900*	168 900*	168 900*	38.0
40.0	71.3	112.7	107 800*	141 900*	161 200*	168 100*	168 100*	40.0
42.0	70.3	112.0	100 500*	133 200*	151 400*	167 200*	167 200*	42.0
44.0	69.2	111.2	93 800*	125 200*	142 600*	165 200*	166 400*	44.0
46.0	68.2	110.4	87 700*	117 900*	134 500*	156 700*	165 100*	46.0
48.0	67.1	109.6	82 100*	111 300*	127 200*	148 400*	159 400*	48.0
50.0	66.0	108.7	77 000*	105 100*	120 400*	140 800*	150 900*	50.0
54.0	63.8	106.7	67 800*	93 900*	108 300*	127 200*	136 600*	54.0
58.0	61.6	104.6	60 000*	84 200*	97 800*	115 500*	124 300*	58.0
62.0	59.3	102.2	53 100*	75 800*	88 700*	105 200*	113 400*	62.0
66.0	56.9	99.7	46 800*	68 300*	80 700*	96 200*	103 900*	66.0
70.0	54.5	96.9	40 400*	61 800*	73 500*	88 100*	95 500*	70.0
74.0	52.0	93.8	34 700*	55 900*	67 100*	81 000*	87 900*	74.0
78.0	49.4	90.5	29 500*	50 700*	61 400*	74 500*	81 100*	78.0
82.0	46.7	86.8	24 900*	45 900*	56 100*	68 700*	74 900*	82.0
86.0	43.9	82.7	20 700*	41 600*	51 300*	63 300*	69 300*	86.0
90.0	40.9	78.2	16 800*	37 000*	46 900*	58 500*	64 200*	90.0
94.0	37.8	73.2	13 200*	32 600*	42 900*	53 800*	58 000*	94.0
98.0	34.3	67.6	10 000*	28 500*	39 200*	47 500*	51 500*	98.0
102.0	30.6	61.1	6 900*	24 600*	34 200*	41 700*	45 300*	102.0
106.0	26.3	53.5		21 100*	29 000*	36 000*	39 500*	106.0
110.0	21.3	44.1		17 700*	23 900*	30 600*	33 900*	110.0



Liftcrane Boom Capacities

Boom No. 55 or No. 55A with 42.7m Mast No. 56
 223 170 kg Crane Counterweight
 145 150 kg Carbody Counterweight
 0 kg thru 390 090 kg Wheeled Counterweight
 at 18m Position
 360 Degree Rating

18000 With 21000 MAX-ER



Maximum Operating Wind Speeds
 14 m/s with 42.7m thru 85.3m Boom
 10 m/s with 91.4m thru 103.6m Boom
 7 m/s with 109.7m thru 134.1m Boom

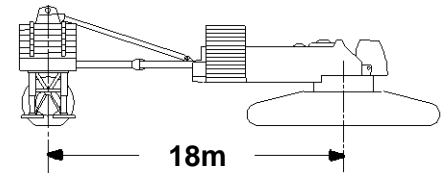
121.9m (400 Ft.) Boom

Oper. Rad. m	Boom Ang. Deg.	Boom Point Elev. m	110 680 kg Wheeled Counterweight Boom Capacity Kilograms	210 470 kg Wheeled Counterweight Boom Capacity Kilograms	270 340 kg Wheeled Counterweight Boom Capacity Kilograms	350 170 kg Wheeled Counterweight Boom Capacity Kilograms	390 090 kg Wheeled Counterweight Boom Capacity Kilograms	Oper. Rad. m
18.3	82.8	124.2	150 000*	150 000*	150 000*	150 000*	150 000*	18.3
20.0	82.0	124.0	150 000*	150 000*	150 000*	150 000*	150 000*	20.0
22.0	81.0	123.7	150 000*	150 000*	150 000*	150 000*	150 000*	22.0
24.0	80.1	123.3	150 000*	150 000*	150 000*	150 000*	150 000*	24.0
26.0	79.1	122.9	150 000*	150 000*	150 000*	150 000*	150 000*	26.0
28.0	78.2	122.5	150 000*	150 000*	150 000*	150 000*	150 000*	28.0
30.0	77.2	122.0	150 000*	150 000*	150 000*	150 000*	150 000*	30.0
32.0	76.2	121.5	145 200*	150 000*	150 000*	150 000*	150 000*	32.0
34.0	75.3	121.0	133 800*	150 000*	150 000*	150 000*	150 000*	34.0
36.0	74.3	120.4	123 600*	149 900*	149 900*	149 900*	149 900*	36.0
38.0	73.3	119.8	114 600*	149 500*	149 500*	149 500*	149 500*	38.0
40.0	72.3	119.2	106 400*	140 500*	148 800*	148 800*	148 800*	40.0
42.0	71.3	118.5	99 100*	131 800*	147 600*	148 100*	148 100*	42.0
44.0	70.3	117.7	92 400*	123 800*	141 500*	147 300*	147 300*	44.0
46.0	69.3	117.0	86 300*	116 500*	133 100*	146 600*	146 600*	46.0
48.0	68.3	116.2	80 700*	109 800*	125 700*	145 200*	145 800*	48.0
50.0	67.3	115.3	75 600*	103 700*	119 000*	139 700*	145 000*	50.0
54.0	65.2	113.5	66 500*	92 500*	106 900*	125 800*	135 200*	54.0
58.0	63.1	111.5	58 600*	82 800*	96 400*	114 100*	122 800*	58.0
62.0	61.0	109.3	51 800*	74 400*	87 300*	103 800*	112 000*	62.0
66.0	58.8	106.9	45 200*	67 000*	79 300*	94 800*	102 500*	66.0
70.0	56.5	104.3	38 800*	60 400*	72 200*	86 700*	94 000*	70.0
74.0	54.2	101.5	33 000*	54 600*	65 700*	79 600*	86 500*	74.0
78.0	51.9	98.4	27 900*	49 300*	60 000*	73 100*	79 700*	78.0
82.0	49.4	95.1	23 300*	44 500*	54 800*	67 300*	73 500*	82.0
86.0	46.8	91.4	19 100*	40 200*	50 000*	62 000*	67 900*	86.0
90.0	44.2	87.4	15 200*	35 500*	45 600*	57 100*	62 800*	90.0
94.0	41.4	82.9	11 700*	31 000*	41 600*	52 700*	58 100*	94.0
98.0	38.4	78.0	8 400*	27 000*	37 900*	48 200*	52 100*	98.0
102.0	35.2	72.5		23 200*	33 800*	42 200*	46 000*	102.0
106.0	31.7	66.3		19 600*	29 600*	36 800*	40 400*	106.0
110.0	27.9	59.1		16 300*	24 800*	31 600*	35 000*	110.0
114.0	23.4	50.5		13 200*	20 100*	26 500*	29 800*	114.0
118.0	17.9	39.5		10 200*	15 400*	21 500*	24 600*	118.0

Liftcrane Boom Capacities

Boom No. 55 or No. 55A with 42.7m Mast No. 56
 223 170 kg Crane Counterweight
 145 150 kg Carbody Counterweight
 0 kg thru 390 090 kg Wheeled Counterweight
 at 18m Position
 360 Degree Rating

**18000 With
 21000 MAX-ER**



Maximum Operating Wind Speeds
 14 m/s with 42.7m thru 85.3m Boom
 10 m/s with 91.4m thru 103.6m Boom
 7 m/s with 109.7m thru 134.1m Boom

128.0m (420 Ft.) Boom

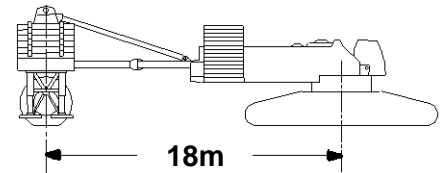
Oper. Rad. m	Boom Ang. Deg.	Boom Point Elev. m	210 470 kg Wheeled Counterweight Boom Capacity Kilograms	270 340 kg Wheeled Counterweight Boom Capacity Kilograms	350 170 kg Wheeled Counterweight Boom Capacity Kilograms	390 090 kg Wheeled Counterweight Boom Capacity Kilograms	Oper. Rad. m
19.8	82.5	130.2	131 600*	131 600*	131 600*	131 600*	19.8
20.0	82.4	130.1	131 600*	131 600*	131 600*	131 600*	20.0
22.0	81.5	129.8	131 600*	131 600*	131 600*	131 600*	22.0
24.0	80.6	129.5	131 600*	131 600*	131 600*	131 600*	24.0
26.0	79.6	129.1	131 600*	131 600*	131 600*	131 600*	26.0
28.0	78.7	128.7	131 600*	131 600*	131 600*	131 600*	28.0
30.0	77.8	128.3	131 600*	131 600*	131 600*	131 600*	30.0
32.0	76.9	127.8	131 600*	131 600*	131 600*	131 600*	32.0
34.0	76.0	127.3	131 200*	131 200*	131 200*	131 200*	34.0
36.0	75.0	126.7	130 700*	130 700*	130 700*	130 700*	36.0
38.0	74.1	126.2	130 200*	130 200*	130 200*	130 200*	38.0
40.0	73.2	125.6	129 700*	129 700*	129 700*	129 700*	40.0
42.0	72.2	124.9	128 800*	129 100*	129 100*	129 100*	42.0
44.0	71.3	124.2	123 400*	128 600*	128 600*	128 600*	44.0
46.0	70.3	123.5	115 800*	128 000*	128 000*	128 000*	46.0
48.0	69.4	122.7	109 100*	125 600*	127 400*	127 400*	48.0
50.0	68.4	121.9	103 000*	118 300*	126 800*	126 800*	50.0
54.0	66.5	120.2	91 800*	106 200*	124 700*	125 600*	54.0
58.0	64.5	118.3	82 100*	95 700*	113 300*	122 200*	58.0
62.0	62.5	116.3	73 700*	86 600*	103 100*	111 300*	62.0
66.0	60.4	114.1	66 300*	78 600*	94 100*	101 800*	66.0
70.0	58.3	111.6	59 800*	71 400*	86 100*	93 300*	70.0
74.0	56.2	109.0	53 900*	65 100*	78 900*	85 800*	74.0
78.0	54.0	106.1	48 600*	59 300*	72 500*	79 000*	78.0
82.0	51.7	103.0	43 900*	54 100*	66 600*	72 900*	82.0
86.0	49.4	99.7	39 600*	49 300*	61 300*	67 200*	86.0
90.0	47.0	96.0	34 800*	44 900*	56 500*	62 200*	90.0
94.0	44.4	92.0	30 400*	40 900*	52 000*	57 500*	94.0
98.0	41.8	87.6	26 300*	37 300*	47 900*	53 100*	98.0
102.0	39.0	82.8	22 500*	33 200*	43 500*	47 300*	102.0
106.0	36.0	77.4	19 100*	29 300*	38 100*	41 700*	106.0
110.0	32.7	71.4	15 800*	25 600*	33 000*	36 400*	110.0
114.0	29.2	64.6	12 700*	21 500*	28 200*	31 500*	114.0
118.0	25.2	56.6	9 800*	17 200*	23 500*	26 700*	118.0
122.0	20.4	46.8		13 000*	19 000*	21 900*	122.0



Liftcrane Boom Capacities

Boom No. 55 or No. 55A with 42.7m Mast No. 56
 223 170 kg Crane Counterweight
 145 150 kg Carbody Counterweight
 0 kg thru 390 090 kg Wheeled Counterweight
 at 18m Position
 360 Degree Rating

18000 With 21000 MAX-ER



Maximum Operating Wind Speeds
 14 m/s with 42.7m thru 85.3m Boom
 10 m/s with 91.4m thru 103.6m Boom
 7 m/s with 109.7m thru 134.1m Boom

134.1m (440 Ft.) Boom

Oper. Rad. m	Boom Ang. Deg.	Boom Point Elev. m	210 470 kg Wheeled Counterweight Boom Capacity Kilograms	270 340 kg Wheeled Counterweight Boom Capacity Kilograms	350 170 kg Wheeled Counterweight Boom Capacity Kilograms	390 090 kg Wheeled Counterweight Boom Capacity Kilograms	Oper. Rad. m
19.8	82.8	136.3	117 200*	117 200*	117 200*	117 200*	19.8
20.0	82.7	136.3	117 200*	117 200*	117 200*	117 200*	20.0
22.0	81.9	136.0	117 200*	117 200*	117 200*	117 200*	22.0
24.0	81.0	135.7	117 200*	117 200*	117 200*	117 200*	24.0
26.0	80.1	135.3	117 200*	117 200*	117 200*	117 200*	26.0
28.0	79.3	134.9	117 200*	117 200*	117 200*	117 200*	28.0
30.0	78.4	134.5	117 200*	117 200*	117 200*	117 200*	30.0
32.0	77.5	134.1	117 200*	117 200*	117 200*	117 200*	32.0
34.0	76.6	133.6	116 800*	116 800*	116 800*	116 800*	34.0
36.0	75.7	133.1	116 400*	116 400*	116 400*	116 400*	36.0
38.0	74.9	132.5	116 000*	116 000*	116 000*	116 000*	38.0
40.0	74.0	131.9	115 500*	115 500*	115 500*	115 500*	40.0
42.0	73.1	131.3	115 100*	115 100*	115 100*	115 100*	42.0
44.0	72.2	130.7	114 600*	114 600*	114 600*	114 600*	44.0
46.0	71.3	130.0	113 700*	114 100*	114 100*	114 100*	46.0
48.0	70.4	129.3	107 800*	113 600*	113 600*	113 600*	48.0
50.0	69.4	128.5	101 500*	113 100*	113 100*	113 100*	50.0
54.0	67.6	126.9	90 400*	104 700*	112 000*	112 000*	54.0
58.0	65.7	125.1	80 700*	94 300*	110 800*	110 900*	58.0
62.0	63.8	123.2	72 300*	85 200*	101 600*	109 200*	62.0
66.0	61.9	121.1	64 900*	77 100*	92 600*	100 300*	66.0
70.0	59.9	118.8	58 400*	70 000*	84 600*	91 900*	70.0
74.0	57.9	116.3	52 500*	63 600*	77 500*	84 300*	74.0
78.0	55.9	113.6	47 200*	57 900*	71 000*	77 600*	78.0
82.0	53.8	110.7	42 500*	52 700*	65 200*	71 400*	82.0
86.0	51.6	107.6	37 800*	47 900*	59 900*	65 800*	86.0
90.0	49.4	104.3	33 200*	43 500*	55 100*	60 700*	90.0
94.0	47.0	100.6	28 800*	39 500*	50 600*	56 100*	94.0
98.0	44.6	96.6	24 700*	35 600*	46 500*	51 800*	98.0
102.0	42.1	92.3	20 900*	31 600*	42 800*	47 400*	102.0
106.0	39.5	87.6	17 400*	27 700*	38 100*	41 800*	106.0
110.0	36.7	82.3	14 200*	24 000*	33 000*	36 600*	110.0
114.0	33.6	76.5	11 200*	20 600*	28 300*	31 700*	114.0
118.0	30.4	69.9	8 300*	17 300*	23 800*	27 100*	118.0
122.0	26.7	62.4		13 300*	19 600*	22 600*	122.0
126.0	22.5	53.4		9 500*	15 300*	18 300*	126.0
130.0	17.3	42.0			11 100*	13 900*	130.0