

Liftcrane Jib Capacities

Jib No. 134 on
 Boom No. B10:82A
 184,600 lb Crane Counterweight
 44,000 lb Carbody Counterweight
 Crawler Machine on a Barge
 0 Degree thru 3 Degree Static Machine List
 No Travel - 360 Degree Rating

MLC250 SERIES 2



LIFTING CAPACITIES: Chart supplements Boom Capacity chart No. 9895-A. Lifting capacities are for a crawler machine when operating on a barge. Machine shall be positively secured to prevent shifting. Lifting capacities for various boom lengths, jib lengths, and jib operating radii are for freely suspended loads and may be based on percent of static tipping or strength of structural components. Capacities must be reduced by applicable deducts.

Weight of all load blocks, hooks, weight ball, slings, hoist lines, etc., beneath boom and jib point sheaves is considered part of load. Boom and jib are not to be lowered beyond radii where combined weights are greater than rated capacity. Where no capacity is shown, operation is not intended or approved.

OPERATING CONDITIONS: Machine to operate on a firm and uniformly supporting surface with gantry up and machine list not to exceed degrees noted. Refer to Boom Rigging No. 80137888, Jib Rigging No. 80117860, Wire Rope Specifications chart No. 9916-A, Counterweight Arrangements chart No. 9893-A, and Wind Conditions chart No. 9917-A. Crane operator judgment must be used to allow for dynamic load effects of swinging, hoisting or lowering, wind conditions, as well as adverse operating conditions and physical machine depreciation. Refer to the Operator Manual for operating guidelines.



OPERATING RADIUS: Operating radius is horizontal distance from axis of rotation at barge deck to center of vertical hoist line or load block.



BOOM ANGLE: Boom angle in degrees (°) is angle between horizontal and centerline of boom butt and inserts, and is an indication of operating radius. In all cases, operating radius shall govern capacity.



JIB POINT ELEVATION: Jib point elevation is vertical distance from barge deck to centerline of jib point shaft.

MACHINE EQUIPMENT: Machine equipped with 28 ft 2 in. crawlers, 48 in. or 60 in. treads, 10 ft 3 in. retractable gantry, 30 ft live mast, 20 part boom hoist reeving, and boom support straps.

Refer to Tables 1 and 2 for raising ability with the maximum weight of all load blocks, hooks, weight ball, slings, and hoist lines beneath boom and jib point sheaves. For block weights shown with #, load blocks, hooks, weight ball, and slings must remain on barge deck until combined weights are within rated capacity of chart. Raising is not permitted in shaded areas of table.

Caution: Combined weight beneath boom and jib point sheaves must not exceed block weight shown. Total weight beneath jib point must not exceed 3,000 lb.

Table 1

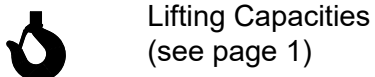

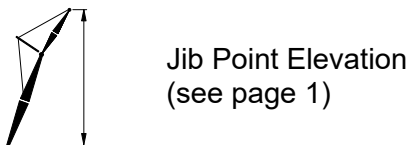
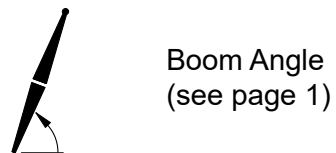
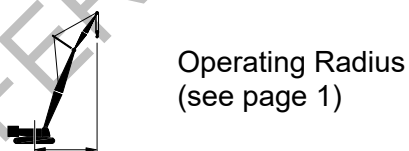
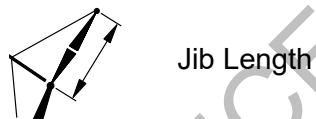
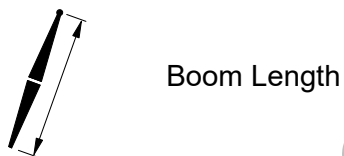
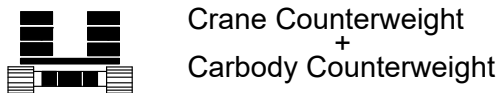
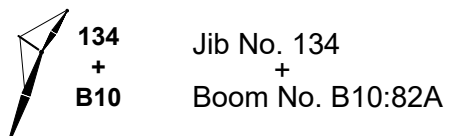
Over End or Side of Crawlers													
Boom Length (ft)	Maximum Number of Lower Boom Point Sheaves	Jib No. 134											
		30.0 ft		40.0 ft		50.0 ft		60.0 ft		70.0 ft		80.0 ft	
		Block Weight (lb)											
		0°	1° - 3°	0°	1° - 3°	0°	1° - 3°	0°	1° - 3°	0°	1° - 3°	0°	1° - 3°
90.0 - 140.0	8	13,000	13,000	13,000	13,000	13,000	13,000	13,000	13,000	13,000	12,600	10,700	10,200
150.0	8	13,000	13,000	13,000	13,000	13,000	13,000	13,000	12,100	11,600	10,600	10,600	9,700
160.0	8	13,000	13,000	13,000	12,300	12,500	11,200	11,400	10,300	9,900	9,000	9,100	8,100
170.0	8	12,600	11,300	11,500	10,300	10,500	9,400	9,600	8,500	8,900	7,800	7,500	6,600
180.0	8	10,600	9,300	9,600	8,500	8,800	7,700	7,900	6,900	7,300	6,300	6,100	5,200
190.0	8	8,200	7,300	7,400	6,600	6,700	5,800	5,900	5,000	5,200	4,400	4,400	3,600
200.0	8	5,900	5,100	5,200	4,400	4,400	3,600	3,600	#	3,000	#	#	#
210.0	8	3,700	#	3,000	#	#	#	#	#	#	#	#	#
220.0	8	#	#	#	#	#	#	#	#	#	#	#	#
230.0	8	#	#	#	#	#	#	#	#	#	#	#	#
240.0	8	#	#	#	#	#	#	#	#	#	#	#	#
250.0	2	Raising Not Permitted											
260.0	2	Raising Not Permitted											

Table 2

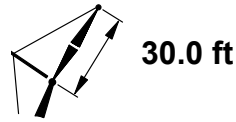
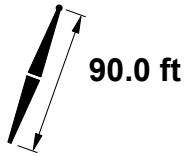
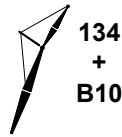
Over End of Blocked Crawlers													
Boom Length (ft)	Maximum Number of Lower Boom Point Sheaves	Jib No. 134											
		30.0 ft		40.0 ft		50.0 ft		60.0 ft		70.0 ft		80.0 ft	
		Block Weight (lb)											
		0°	1° - 3°	0°	1° - 3°	0°	1° - 3°	0°	1° - 3°	0°	1° - 3°	0°	1° - 3°
90.0 - 140.0	8	13,000	13,000	13,000	13,000	13,000	13,000	13,000	13,000	13,000	12,600	10,700	10,200
150.0	8	13,000	13,000	13,000	13,000	13,000	13,000	13,000	12,100	11,600	10,600	10,600	9,700
160.0	8	13,000	13,000	13,000	12,300	12,500	11,200	11,400	10,300	9,900	9,000	9,100	8,100
170.0	8	12,600	11,300	11,500	10,300	10,500	9,400	9,600	8,500	8,900	7,800	7,500	6,600
180.0	8	10,600	9,300	9,600	8,500	8,800	7,700	7,900	6,900	7,300	6,300	6,100	5,200
190.0	8	8,500	7,400	7,700	6,600	6,900	5,900	6,200	5,200	5,700	4,800	5,000	4,100
200.0	8	6,800	5,700	6,100	5,000	5,400	4,400	4,700	4,100	4,300	4,000	4,100	4,000
210.0	8	5,100	4,100	5,000	4,000	4,400	4,000	4,300	4,000	4,200	4,000	4,100	3,800
220.0	8	4,000	4,000	4,000	4,000	4,000	3,800	3,800	3,100	3,200	#	#	#
230.0	8	3,600	#	#	#	#	#	#	#	#	#	#	#
240.0	8	#	#	#	#	#	#	#	#	#	#	#	#
250.0	2	#	#	#	#	#	#	#	#	#	#	#	#
260.0	2	#	#	#	#	#	#	#	#	#	#	#	#

Warning: Crane must remain in-line with crawlers when raising over end of blocked crawlers until operating radius is within 360 degree chart. Crane tipping or structural damage can occur.

Explanation of Symbols

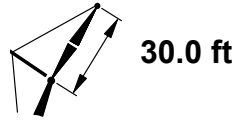
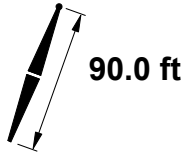
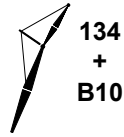


MLC250 S-2



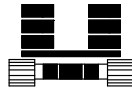
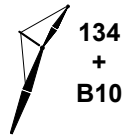
	5°							15°							
	ft	°	ft	184,600 lb + 44,000 lb				ft	°	ft	184,600 lb + 44,000 lb				ft
				0°	1°	2°	3°				0°	1°	2°	3°	
30	79.2	125.6	59,000	57,400	49,500	44,500	79.3	123.6	59,000	52,900			30		
35	76.7	124.4	59,000	56,100	48,600	43,700	76.8	122.2	59,000	52,000	46,500	42,100	35		
40	74.3	123.0	59,000	54,800	47,700	43,100	74.2	120.6	58,000	51,200	45,800	41,600	40		
45	71.7	121.3	59,000	53,700	46,900	42,300	71.7	118.7	56,900	50,400	45,300	41,100	45		
50	69.2	119.4	59,000	52,600	46,200	41,700	69.0	116.5	56,000	49,700	44,800	40,800	50		
55	66.6	117.3	58,700	51,600	45,400	41,200	66.4	114.0	55,100	49,100	44,300	40,400	55		
60	63.9	114.8	57,500	50,700	44,800	40,600	63.6	111.3	54,300	48,500	43,800	40,000	60		
65	61.2	112.1	56,300	49,800	44,100	40,200	60.8	108.2	53,500	47,900	43,500	39,700	65		
70	58.4	109.1	55,300	49,100	43,600	39,700	57.9	104.8	51,600	47,500	43,100	39,400	70		
75	55.5	105.7	54,400	48,400	43,100	39,300	54.9	100.9	49,100	47,100	42,800	39,200	75		
80	52.5	101.9	53,500	47,700	42,700	38,900	51.7	96.7	46,900	46,500	42,600	39,000	80		
85	49.4	97.6	52,800	47,100	42,300	38,700	48.4	91.9	44,800	46,000	42,500	38,900	85		
90	46.1	92.9	51,500	46,700	41,900	38,400	44.8	86.5	43,100	45,000	42,400	38,900	90		
95	42.6	87.6	48,800	46,200	41,700	38,200	41.0	80.3	41,400	44,000	42,000	38,900	95		
100	38.9	81.5	46,300	45,300	41,200	38,100	36.9	73.2	40,000	43,000	41,200	38,900	100		
105	34.8	74.5	43,400	42,300	38,600	37,700	32.1	64.8	38,700	38,700	38,600	38,000	105		
110	30.2	66.3	40,500	39,600	36,300	35,600							110		
115	24.8	56.2	37,900	37,100									115		

MLC250 S-2

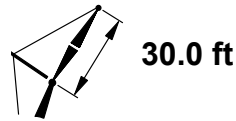
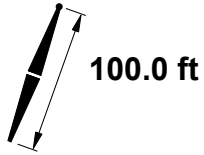


		25°					
		0°					
		1°					
		2°					
		3°					
ft	°	ft	lb	lb	lb	lb	ft
30							30
35							35
40	79.3	120.5	48,800	47,700			40
45	76.7	118.8	46,200	45,200	44,200	40,300	45
50	74.1	116.9	43,800	43,000	42,200	40,100	50
55	71.4	114.7	41,700	41,000	40,300	39,700	55
60	68.7	112.2	39,800	39,200	38,600	38,100	60
65	65.9	109.4	38,200	37,600	37,100	36,600	65
70	63.1	106.3	36,700	36,200	35,800	35,300	70
75	60.1	102.8	35,300	34,900	34,500	34,200	75
80	57.0	98.8	34,100	33,800	33,500	33,100	80
85	53.7	94.5	33,100	32,800	32,500	32,200	85
90	50.3	89.5	32,100	31,900	31,600	31,400	90
95	46.7	84.0	31,300	31,100	30,900	30,700	95
100	42.7	77.6	30,500	30,400	30,200	30,100	100
105							105
110							110
115							115

MLC250 S-2

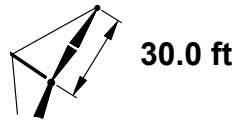
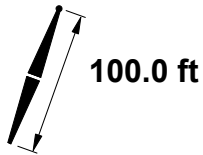


184,600 lb
+
44,000 lb



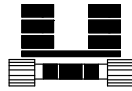
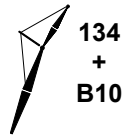
	5°							15°						
	ft	°	ft	0° lb	1° lb	2° lb	3° lb	°	ft	0° lb	1° lb	2° lb	3° lb	ft
30	80.0	135.8	59,000											30
35	77.8	134.7	59,000	56,400	49,800	44,600								35
40	75.5	133.4	59,000	55,200	48,900	43,900								40
45	73.2	131.9	59,000	54,200	48,100	43,300								45
50	70.9	130.2	59,000	53,100	47,300	42,600								50
55	68.5	128.2	59,000	52,200	46,500	42,000								55
60	66.1	126.0	58,300	51,300	45,800	41,500								60
65	63.6	123.5	57,200	50,400	45,200	41,000								65
70	61.1	120.8	56,200	49,700	44,600	40,500								70
75	58.5	117.7	55,200	49,000	44,000	40,100								75
80	55.9	114.4	54,400	48,300	43,500	39,700								80
85	53.1	110.7	53,600	47,700	43,100	39,300								85
90	50.3	106.5	52,900	47,100	42,700	39,000								90
95	47.3	102.0	49,500	46,700	42,300	38,600								95
100	44.2	96.9	46,000	44,500	42,000	38,400								100
105	40.8	91.3	42,800	41,500	40,300	38,200								105
110	37.3	84.8	39,900	38,800	37,700	36,700								110
115	33.3	77.5	37,300	36,400	35,400	34,500								115
120	28.9	68.8	34,900	34,100	33,300	32,500								120
125	23.7	58.2	32,800	32,100	31,400	30,700								125

MLC250 S-2

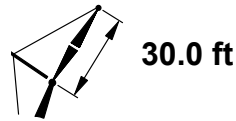
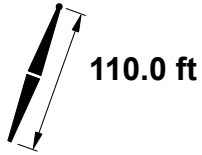


		25°					
		184,600 lb + 44,000 lb					
ft	°	ft	0° lb	1° lb	2° lb	3° lb	ft
30							30
35							35
40	80.2	130.9	49,800				40
45	77.8	129.3	47,200	46,200	44,300	40,300	45
50	75.4	127.6	44,900	44,100	43,200	40,100	50
55	73.0	125.6	42,900	42,100	41,400	39,900	55
60	70.5	123.3	41,100	40,400	39,700	39,100	60
65	68.0	120.8	39,400	38,800	38,200	37,700	65
70	65.4	118.0	37,900	37,400	36,900	36,400	70
75	62.8	114.9	36,600	36,100	35,600	35,200	75
80	60.1	111.4	35,300	34,900	34,500	34,200	80
85	57.2	107.6	34,200	33,900	33,500	33,200	85
90	54.3	103.3	33,200	32,900	32,600	32,400	90
95	51.2	98.6	32,300	32,100	31,800	31,600	95
100	48.0	93.4	31,500	31,300	31,100	30,900	100
105	44.5	87.4	30,800	30,700	30,500	30,300	105
110							110
115							115
120							120
125							125

MLC250 S-2

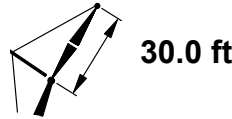
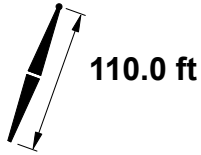
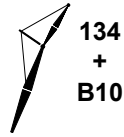


184,600 lb
+
44,000 lb



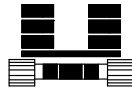
		5°						15°							
				0°	1°	2°	3°			0°	1°	2°	3°		
ft	°	ft	lb	lb	lb	lb	°	ft	lb	lb	lb	lb	ft		
30	80.8	145.9	59,000	56,600	49,900	44,100	80.8	144.2	59,000	52,400	46,700	41,800	30		
35	78.7	144.9	59,000	55,500	49,100	43,400	78.7	143.0	59,000	51,600	46,200	41,400	35		
40	76.6	143.7	59,000	54,500	48,300	42,800	76.6	141.6	58,700	50,900	45,700	41,400	40		
45	74.4	142.3	59,000	53,500	47,600	42,800	74.4	140.0	57,800	50,900	45,700	41,400	45		
50	72.3	140.8	59,000	52,600	46,800	42,300	72.2	138.1	56,900	50,300	45,200	41,000	50		
55	70.1	139.0	59,000	51,800	46,200	41,800	70.0	136.1	56,100	49,700	44,700	40,700	55		
60	67.9	136.9	59,000	51,000	45,500	41,200	67.7	133.8	55,300	49,100	44,300	40,300	60		
65	65.7	134.7	58,000	50,200	45,000	40,700	65.4	131.3	54,600	48,700	43,900	40,000	65		
70	63.4	132.2	56,900	49,500	44,400	40,300	63.1	128.6	53,900	48,200	43,600	39,700	70		
75	61.0	129.4	56,000	48,800	43,900	39,900	60.7	125.5	53,300	47,800	43,200	39,600	75		
80	58.7	126.4	55,100	48,200	43,400	39,600	58.2	122.2	51,900	47,300	42,900	39,300	80		
85	56.2	123.1	54,400	47,700	43,000	39,200	55.6	118.5	49,800	47,100	42,800	39,100	85		
90	53.7	119.4	52,900	47,100	42,600	38,900	53.0	114.4	47,800	46,800	42,500	39,000	90		
95	51.0	115.4	48,900	46,500	42,200	38,600	50.3	110.0	45,900	44,300	42,300	38,900	95		
100	48.3	111.0	45,400	45,800	41,800	38,100	47.4	105.1	42,700	41,200	39,900	38,500	100		
105	45.5	106.2	42,200	45,100	41,400	37,600	44.3	99.6	39,800	38,500	37,300	36,100	105		
110	42.5	100.8	39,400	44,500	41,000	37,100	41.1	93.6	37,100	36,000	34,900	33,900	110		
115	39.3	94.8	36,800	43,900	40,600	36,600	37.6	86.7	34,700	33,700	32,800	31,800	115		
120	35.8	88.0	34,400	43,300	40,200	36,200	33.8	78.8	32,500	31,600	30,800	30,000	120		
125	32.0	80.3	32,200	42,700	39,800	35,800							125		
130	27.8	71.2	30,200	42,100	39,400	35,400							130		
135	22.8	60.1	28,400	41,500	39,000	35,000							135		

MLC250 S-2

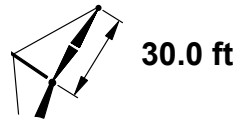
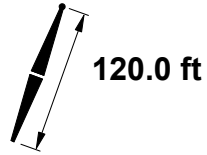


				25°					
				0°					
				1°					
				2°					
				3°					
ft	°	ft	lb	lb	lb	lb	lb	ft	
30								30	
35								35	
40	80.9	141.2	50,700					40	
45	78.7	139.8	48,200	47,200	44,300			45	
50	76.5	138.2	46,000	45,100	44,000	40,000		50	
55	74.3	136.3	44,000	43,100	42,400	39,900		55	
60	72.1	134.3	42,200	41,400	40,700	39,700		60	
65	69.8	132.0	40,500	39,900	39,200	38,700		65	
70	67.4	129.4	39,000	38,500	37,900	37,400		70	
75	65.0	126.6	37,700	37,200	36,700	36,200		75	
80	62.6	123.5	36,500	36,000	35,600	35,100		80	
85	60.1	120.1	35,300	34,900	34,500	34,200		85	
90	57.5	116.3	34,300	34,000	33,600	33,300		90	
95	54.8	112.2	33,400	33,100	32,800	32,500		95	
100	51.9	107.7	32,500	32,300	32,000	31,800		100	
105	49.0	102.6	31,800	31,500	31,300	31,100		105	
110	45.9	97.0	31,100	30,900	30,700	30,600		110	
115	42.5	90.8	30,500	30,300	30,200	30,100		115	
120								120	
125								125	
130								130	
135								135	

MLC250 S-2

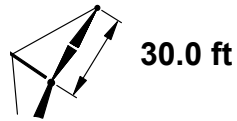
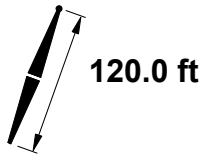


184,600 lb
+
44,000 lb



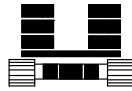
	5°							15°						
	ft	°	ft	0° lb	1° lb	2° lb	3° lb	°	ft	0° lb	1° lb	2° lb	3° lb	ft
35	79.4	155.2	59,000	56,800				79.5	153.3	59,000	52,500			35
40	77.5	154.0	59,000	55,800				77.5	152.0	59,000	51,800			40
45	75.5	152.8	59,000	54,800	49,200	44,100		75.5	150.5	58,100	51,100	46,200	41,800	45
50	73.5	151.3	59,000	53,800	48,400	43,500		73.5	148.8	57,200	50,500	45,300	41,100	50
55	71.5	149.6	59,000	53,000	47,700	42,900		71.5	147.2	56,400	49,900	44,800	40,700	55
60	69.5	147.7	59,000	52,100	46,400	41,900		69.5	146.9	56,400	49,900	44,800	40,700	60
65	67.4	145.7	58,600	51,400	45,800	41,500		67.4	144.8	55,700	49,400	44,400	40,400	65
70	65.3	143.4	57,600	50,600	45,300	41,000		65.3	142.5	55,000	48,900	44,100	40,100	70
75	63.2	140.8	56,700	49,900	44,800	40,500		63.2	140.0	54,300	48,400	43,700	39,900	75
80	61.0	138.1	55,900	49,300	44,300	40,200		61.0	137.2	53,700	48,000	43,400	39,600	80
85	58.7	135.1	55,000	48,700	43,800	39,800		58.7	134.2	53,200	47,600	43,100	39,400	85
90	56.5	131.8	52,600	48,100	43,400	39,400		56.5	130.8	52,000	47,300	42,900	39,200	90
95	54.1	128.2	48,600	46,600	43,000	39,100		54.1	127.2	49,300	47,000	42,600	39,100	95
100	51.7	124.3	45,100	43,300	41,600	38,900		51.7	123.3	45,700	43,900	42,200	38,900	100
105	49.2	120.0	41,900	40,400	38,900	37,400		49.2	118.9	42,400	40,900	39,400	37,900	105
110	46.5	115.3	39,100	37,700	36,400	35,100		46.5	114.2	39,500	38,100	36,800	35,500	110
115	43.8	110.2	36,500	35,300	34,100	32,900		43.8	109.0	36,900	35,700	34,500	33,300	115
120	40.9	104.5	34,100	33,000	32,000	31,000		40.9	103.3	34,500	33,400	32,300	31,300	120
125	37.8	98.2	32,000	31,000	30,100	29,100		37.8	96.9	32,300	31,300	30,400	29,400	125
130	34.5	91.1	30,000	29,100	28,300	27,500		34.5	89.7	30,300	29,400	28,600	27,700	130
135	30.9	83.0	28,200	27,400	26,700	25,900		30.9	81.5	28,400	27,600	26,900	26,100	135
140	26.8	73.6	26,500	25,800	25,100	24,500		26.8						140
145	22.0	62.0	24,900	24,300	23,700	23,200		22.0						145

MLC250 S-2

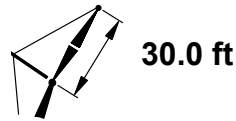
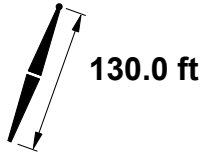


		25°					
		0°					
		1°					
		2°					
		3°					
ft	°	ft	lb	lb	lb	lb	ft
35							35
40							40
45	79.5	150.2	49,100	48,000			45
50	77.5	148.7	46,900	45,900	43,900	40,000	50
55	75.4	147.0	45,000	44,100	43,200	39,900	55
60	73.4	145.0	43,200	42,400	41,600	39,700	60
65	71.2	142.9	41,600	40,900	40,200	39,500	65
70	69.1	140.6	40,100	39,500	38,800	38,300	70
75	66.9	138.0	38,700	38,200	37,600	37,100	75
80	64.7	135.2	37,500	37,000	36,500	36,000	80
85	62.4	132.1	36,400	35,900	35,500	35,100	85
90	60.1	128.7	35,300	34,900	34,500	34,200	90
95	57.6	125.0	34,400	34,000	33,700	33,300	95
100	55.2	121.0	33,500	33,200	32,900	32,600	100
105	52.6	116.6	32,700	32,400	32,200	31,900	105
110	49.9	111.8	32,000	31,700	31,500	31,300	110
115	47.0	106.5	31,300	31,100	30,900	30,800	115
120	44.0	100.5	30,800	30,600	30,400	30,300	120
125							125
130							130
135							135
140							140
145							145

MLC250 S-2

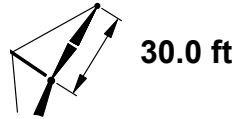
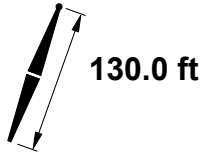
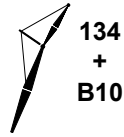


184,600 lb
+
44,000 lb



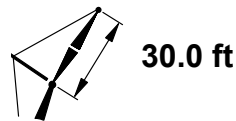
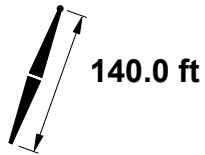
	5°							15°						
			184,600 lb + 44,000 lb						184,600 lb + 44,000 lb					
	ft	°	ft	0° lb	1° lb	2° lb	3° lb	°	ft	0° lb	1° lb	2° lb	3° lb	ft
35	80.1	165.3	59,000											35
40	78.3	164.3	59,000	55,900	49,200			80.2	163.5	59,000				40
45	76.4	163.1	59,000	54,900	48,500	43,600		78.3	162.3	59,000	51,900	46,300		45
50	74.6	161.7	59,000	54,100	47,800	43,000		76.4	160.9	58,400	51,200	45,800	41,400	50
55	72.7	160.2	59,000	53,300	47,200	42,500		74.6	159.3	57,500	50,700	45,300	41,100	55
60	70.8	158.4	59,000	52,400	46,600	42,000		72.7	157.6	56,700	50,100	45,000	40,800	60
65	68.9	156.5	59,000	51,700	46,100	41,600		70.7	155.7	56,000	49,600	44,600	40,500	65
70	66.9	154.4	58,200	51,000	45,500	41,100		68.8	153.5	55,400	49,100	44,200	40,200	70
75	65.0	152.1	57,200	50,300	44,900	40,800		66.8	151.2	54,700	48,700	43,900	39,900	75
80	63.0	149.5	56,400	49,700	44,500	40,300		64.8	148.6	54,100	48,200	43,500	39,700	80
85	60.9	146.7	55,600	49,100	44,000	40,000		62.7	145.8	53,500	47,900	43,200	39,500	85
90	58.8	143.7	52,200	48,500	43,600	39,600		60.6	142.8	52,900	47,500	43,000	39,300	90
95	56.7	140.5	48,200	46,100	43,200	39,300		58.4	139.5	48,900	46,700	42,800	39,200	95
100	54.5	136.9	44,700	42,800	41,000	39,000		56.2	136.0	45,300	43,400	41,500	39,000	100
105	52.2	133.1	41,500	39,800	38,200	36,700		54.0	132.1	42,100	40,400	38,700	37,200	105
110	49.9	128.9	38,700	37,200	35,700	34,300		51.6	127.9	39,200	37,700	36,200	34,800	110
115	47.5	124.4	36,100	34,700	33,400	32,200		49.2	123.3	36,500	35,200	33,900	32,600	115
120	45.0	119.4	33,700	32,500	31,400	30,200		46.6	118.3	34,100	32,900	31,700	30,600	120
125	42.3	114.0	31,600	30,500	29,500	28,400		43.9	112.8	32,000	30,900	29,800	28,800	125
130	39.5	108.1	29,600	28,600	27,700	26,800		41.1	106.8	29,900	29,000	28,000	27,100	130
135	36.6	101.5	27,800	26,900	26,100	25,200		38.1	100.1	28,100	27,200	26,300	25,500	135
140	33.4	94.1	26,100	25,300	24,600	23,800		34.9	92.6	26,300	25,500	24,800	24,000	140
145	29.9	85.6	24,500	23,800	23,200	22,500		31.3	84.0	24,700	24,000	23,300	22,700	145
150	25.9	75.8	23,000	22,400	21,800	21,300								150
155	21.3	63.9	21,700	21,100	20,600	20,100								155

MLC250 S-2



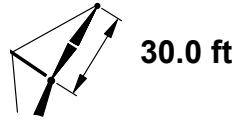
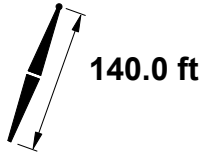
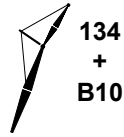
		25°					
		184,600 lb + 44,000 lb					
ft	°	ft	0° lb	1° lb	2° lb	3° lb	ft
35							35
40							40
45	80.2	160.5	49,900				45
50	78.3	159.1	47,800	46,800	43,900		50
55	76.4	157.5	45,900	44,900	43,700	39,800	55
60	74.5	155.7	44,100	43,300	42,500	39,700	60
65	72.5	153.8	42,500	41,800	41,000	39,500	65
70	70.5	151.6	41,100	40,400	39,700	39,100	70
75	68.5	149.2	39,700	39,100	38,500	38,000	75
80	66.5	146.6	38,500	37,900	37,400	36,900	80
85	64.4	143.8	37,300	36,800	36,400	35,900	85
90	62.2	140.7	36,300	35,800	35,400	35,000	90
95	60.1	137.4	35,300	34,900	34,500	34,200	95
100	57.8	133.8	34,400	34,100	33,700	33,400	100
105	55.5	129.8	33,600	33,300	33,000	32,700	105
110	53.1	125.5	32,900	32,600	32,300	32,000	110
115	50.6	120.9	32,200	31,900	31,700	31,500	115
120	48.0	115.7	31,500	31,300	31,100	30,900	120
125	45.3	110.1	31,000	30,800	30,100	29,100	125
130	42.4	103.9	30,200	29,200	28,300	27,300	130
135							135
140							140
145							145
150							150
155							155

MLC250 S-2



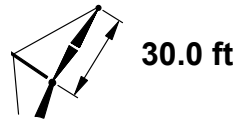
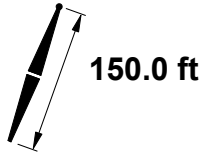
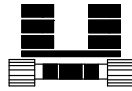
	5°							15°						
			184,600 lb + 44,000 lb						184,600 lb + 44,000 lb					
	ft	°	ft	0° lb	1° lb	2° lb	3° lb	°	ft	0° lb	1° lb	2° lb	3° lb	ft
35	80.7	175.5	59,000											35
40	79.0	174.5	59,000	55,900	49,200			80.8	173.7	59,000				40
45	77.3	173.4	59,000	55,000	48,500	43,500		79.0	172.6	59,000	51,900			45
50	75.5	172.1	59,000	54,200	47,900	43,000		77.3	171.3	58,500	51,300	45,800	41,300	50
55	73.8	170.7	59,000	53,400	47,300	42,600		75.5	169.8	57,700	50,800	45,300	41,100	55
60	72.0	169.0	59,000	52,700	46,700	42,100	73.7	168.2	57,000	50,200	45,000	40,700	60	
65	70.2	167.2	59,000	51,900	46,200	41,700	71.9	166.4	56,300	49,700	44,600	40,500	65	
70	68.4	165.3	58,700	51,300	45,600	41,200	70.1	164.4	55,600	49,300	44,200	40,200	70	
75	66.5	163.1	57,800	50,600	45,200	40,800	68.3	162.2	55,000	48,800	43,900	40,000	75	
80	64.7	160.7	56,900	50,000	44,700	40,500	66.4	159.9	54,500	48,400	43,700	39,700	80	
85	62.8	158.2	56,100	49,500	44,300	40,100	64.5	157.3	53,900	48,000	43,300	39,500	85	
90	60.9	155.4	51,900	48,900	43,900	39,700	62.5	154.5	52,600	47,700	43,100	39,300	90	
95	58.9	152.4	47,900	45,600	43,400	39,500	60.6	151.5	48,600	46,300	42,900	39,100	95	
100	56.9	149.2	44,400	42,300	40,400	38,600	58.5	148.2	45,000	42,900	41,000	39,000	100	
105	54.8	145.7	41,200	39,400	37,600	36,000	56.5	144.7	41,800	39,900	38,200	36,500	105	
110	52.7	141.9	38,300	36,700	35,200	33,700	54.3	140.9	38,900	37,200	35,700	34,200	110	
115	50.5	137.8	35,800	34,300	32,900	31,600	52.1	136.8	36,300	34,800	33,400	32,000	115	
120	48.3	133.4	33,400	32,100	30,800	29,600	49.9	132.3	33,900	32,500	31,300	30,000	120	
125	46.0	128.6	31,300	30,100	28,900	27,800	47.5	127.5	31,700	30,500	29,300	28,200	125	
130	43.5	123.4	29,300	28,200	27,200	26,200	45.1	122.2	29,700	28,600	27,500	26,500	130	
135	41.0	117.7	27,500	26,500	25,600	24,700	42.5	116.5	27,800	26,800	25,900	25,000	135	
140	38.3	111.5	25,800	24,900	24,100	23,200	39.8	110.2	26,100	25,200	24,300	23,500	140	
145	35.4	104.6	24,200	23,400	22,700	21,900	36.9	103.2	24,500	23,700	22,900	22,200	145	
150	32.3	96.9	22,800	22,100	21,400	20,700	33.7	95.4	23,000	22,300	21,600	20,900	150	
155	28.9	88.2	21,400	20,800	20,200	19,600							155	
160	25.1	78.0	20,100	19,600	19,000	18,500							160	
165	20.6	65.6	18,900	18,400	17,900	17,500							165	

MLC250 S-2



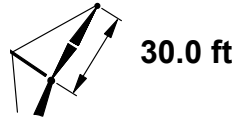
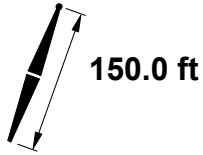
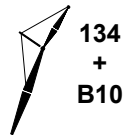
		25°					
		0°					
		1°					
		2°					
		3°					
ft	°	ft	lb	lb	lb	lb	ft
35							35
40							40
45	80.8	170.8	50,600				45
50	79.0	169.5	48,600	47,500			50
55	77.3	168.0	46,700	45,700	43,700	39,800	55
60	75.4	166.3	45,000	44,100	43,300	39,600	60
65	73.6	164.5	43,400	42,600	41,800	39,500	65
70	71.8	162.5	42,000	41,200	40,500	39,400	70
75	69.9	160.3	40,600	40,000	39,300	38,700	75
80	68.0	157.9	39,400	38,800	38,200	37,700	80
85	66.1	155.3	38,300	37,700	37,200	36,700	85
90	64.1	152.4	37,200	36,700	36,200	35,800	90
95	62.1	149.4	36,200	35,800	35,400	34,900	95
100	60.1	146.0	35,300	34,900	34,500	34,200	100
105	58.0	142.5	34,500	34,100	33,800	33,400	105
110	55.8	138.6	33,700	33,400	33,100	32,800	110
115	53.6	134.4	33,000	32,700	32,400	32,200	115
120	51.2	129.9	32,300	32,100	31,700	30,400	120
125	48.8	124.9	31,700	30,800	29,700	28,600	125
130	46.3	119.6	30,000	28,900	27,800	26,800	130
135	43.7	113.7	28,100	27,100	26,100	25,200	135
140							140
145							145
150							150
155							155
160							160
165							165

MLC250 S-2



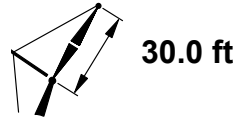
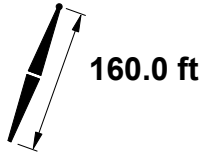
	5°							15°						
			184,600 lb + 44,000 lb						184,600 lb + 44,000 lb					
	ft	°	ft	0° lb	1° lb	2° lb	3° lb	°	ft	0° lb	1° lb	2° lb	3° lb	ft
40	79.6	184.7	59,000	55,900				79.6	182.9	59,000	51,800			40
45	78.0	183.7	59,000	55,000	48,500	43,400		78.0	181.6	58,600	51,300	45,700	41,300	45
50	76.3	182.5	59,000	54,300	47,900	43,000		76.3	180.3	57,900	50,800	45,300	41,000	50
55	74.7	181.1	59,000	53,500	47,300	42,500		74.7	178.7	57,200	50,300	45,000	40,700	55
60	73.0	179.6	59,000	52,800	46,800	42,100		73.0	177.0	56,500	49,800	44,600	40,400	60
65	71.3	177.9	59,000	52,100	46,300	41,700	73.0	177.0	56,500	49,800	44,600	40,400	65	
70	69.6	176.0	59,000	51,500	45,800	41,300	71.3	175.2	55,900	49,400	44,300	40,200	70	
75	67.9	174.0	58,200	50,900	45,300	40,900	69.5	173.1	55,200	48,900	44,000	40,000	75	
80	66.2	171.8	57,400	50,200	44,900	40,600	67.8	170.9	54,700	48,500	43,700	39,700	80	
85	64.4	169.4	55,800	49,600	44,400	40,200	66.0	168.5	54,100	48,200	43,400	39,500	85	
90	62.6	166.8	51,300	48,500	44,000	39,900	64.2	165.9	52,100	47,800	43,100	39,300	90	
95	60.8	164.1	47,300	44,900	42,600	39,600	62.4	163.1	48,100	45,600	43,000	39,200	95	
100	59.0	161.1	43,800	41,600	39,500	37,600	60.5	160.1	44,500	42,300	40,200	38,200	100	
105	57.1	157.8	40,600	38,700	36,800	35,100	58.6	156.9	41,200	39,300	37,400	35,700	105	
110	55.1	154.4	37,800	36,000	34,400	32,800	56.7	153.4	38,300	36,600	34,900	33,300	110	
115	53.1	150.7	35,200	33,600	32,100	30,700	54.7	149.6	35,700	34,100	32,600	31,200	115	
120	51.1	146.7	32,800	31,400	30,100	28,800	52.6	145.6	33,300	31,900	30,500	29,200	120	
125	49.0	142.3	30,700	29,400	28,200	27,000	50.5	141.3	31,100	29,800	28,600	27,400	125	
130	46.8	137.7	28,700	27,500	26,400	25,300	48.3	136.6	29,100	27,900	26,800	25,700	130	
135	44.6	132.7	26,900	25,800	24,800	23,800	46.0	131.5	27,300	26,200	25,200	24,200	135	
140	42.2	127.2	25,200	24,200	23,300	22,400	43.7	126.0	25,500	24,600	23,600	22,700	140	
145	39.8	121.3	23,600	22,800	21,900	21,100	41.2	120.0	23,900	23,100	22,200	21,400	145	
150	37.1	114.8	22,200	21,400	20,600	19,900	38.5	113.5	22,400	21,700	20,900	20,100	150	
155	34.4	107.7	20,800	20,100	19,400	18,700	35.7	106.2	21,100	20,300	19,600	19,000	155	
160	31.4	99.7	19,500	18,900	18,300	17,700	32.7	98.1	19,700	19,100	18,500	17,800	160	
165	28.1	90.6	18,300	17,800	17,200	16,700							165	
170	24.4	80.1	17,200	16,700	16,200	15,700							170	
175	20.0	67.3	16,100	15,700	15,300	14,800							175	

MLC250 S-2



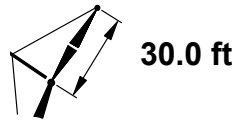
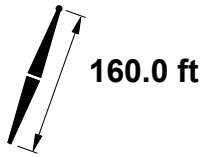
		25°					
		0°					
		1°					
		2°					
		3°					
ft	°	ft	lb	lb	lb	lb	ft
40							40
45							45
50	79.7	179.8	49,300	48,200			50
55	78.0	178.4	47,400	46,400	43,500	39,700	55
60	76.3	176.8	45,800	44,800	43,300	39,500	60
65	74.6	175.1	44,200	43,400	42,600	39,400	65
70	72.9	173.2	42,800	42,000	41,300	39,200	70
75	71.1	171.2	41,500	40,800	40,100	39,200	75
80	69.4	168.9	40,300	39,600	39,000	38,400	80
85	67.6	166.5	39,100	38,500	38,000	37,400	85
90	65.7	163.9	38,100	37,500	37,000	36,500	90
95	63.9	161.1	37,100	36,600	36,100	35,700	95
100	62.0	158.0	36,200	35,700	35,300	34,900	100
105	60.1	154.7	35,300	34,900	34,500	34,200	105
110	58.1	151.2	34,500	34,200	33,800	33,500	110
115	56.0	147.4	33,800	33,500	33,100	31,700	115
120	54.0	143.3	33,100	32,300	31,000	29,600	120
125	51.8	138.8	31,500	30,200	29,000	27,800	125
130	49.6	134.1	29,500	28,300	27,200	26,100	130
135	47.2	128.9	27,600	26,500	25,500	24,500	135
140	44.8	123.3	25,800	24,800	23,900	23,000	140
145	42.3	117.1	24,200	23,300	22,400	21,600	145
150							150
155							155
160							160
165							165
170							170
175							175

MLC250 S-2



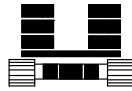
	5°							15°						
	ft	°	ft	184,600 lb + 44,000 lb				ft	°	ft	184,600 lb + 44,000 lb			
				0°	1°	2°	3°				0°	1°	2°	3°
ft	°	ft	lb	lb	lb	lb	ft	°	ft	lb	lb	lb	lb	ft
40	80.2	194.9	59,000					80.2	193.1	59,000				40
45	78.6	193.9	59,000	55,000	48,400			78.6	191.9	58,700	51,200	45,600		45
50	77.1	192.8	59,000	54,300	47,800	42,900		77.1	190.6	57,900	50,700	45,200	40,900	50
55	75.5	191.5	59,000	53,500	47,300	42,400		75.5	189.2	57,300	50,300	44,900	40,600	55
60	73.9	190.0	59,000	52,900	46,800	42,000		73.9	187.6	56,600	49,800	44,600	40,400	60
65	72.4	188.5	59,000	52,200	46,300	41,700	73.9	187.6	185.9	56,000	49,400	44,300	40,100	65
70	70.8	186.7	59,000	51,600	45,800	41,300	72.3	185.9	183.9	55,400	49,000	44,000	39,900	70
75	69.2	184.8	58,500	51,000	45,400	40,900	70.7	183.9	181.9	54,900	48,600	43,700	39,700	75
80	67.5	182.7	57,800	50,400	45,000	40,600	69.1	181.9	179.6	54,300	48,200	43,400	39,500	80
85	65.9	180.5	55,400	49,900	44,500	40,200	67.4	179.6	177.2	53,800	47,900	43,200	39,300	85
90	64.2	178.1	50,900	48,000	44,100	39,900	65.7	177.2	174.6	51,800	47,900	43,200	39,300	90
95	62.5	175.5	46,900	44,400	41,900	39,600	64.0	174.6	171.8	47,700	45,100	42,700	39,100	95
100	60.8	172.7	43,400	41,100	38,900	36,900	62.3	171.8	168.8	44,100	41,800	39,600	37,600	100
105	59.0	169.7	40,200	38,200	36,200	34,400	60.5	168.8	166.6	40,900	38,800	36,900	35,000	105
110	57.2	166.5	37,400	35,500	33,800	32,100	58.7	166.6	162.1	38,000	36,100	34,400	32,700	110
115	55.4	163.1	34,800	33,100	31,500	30,000	56.9	162.1	158.4	35,400	33,700	32,100	30,600	115
120	53.5	159.4	32,400	30,900	29,500	28,100	55.0	158.4	154.4	33,000	31,500	30,000	28,600	120
125	51.6	155.5	30,300	28,900	27,600	26,400	53.0	154.4	150.2	30,800	29,400	28,100	26,800	125
130	49.6	151.3	28,300	27,100	25,900	24,700	51.1	150.2	145.6	28,900	27,500	26,300	25,200	130
135	47.6	146.7	26,500	25,400	24,300	23,200	49.0	145.6	140.7	26,900	25,800	24,700	23,600	135
140	45.5	141.9	24,800	23,800	22,800	21,800	46.9	140.7	135.4	25,200	24,200	23,200	22,200	140
145	43.3	136.6	23,300	22,300	21,400	20,500	44.7	135.4	129.7	23,600	22,700	21,700	20,800	145
150	41.0	131.0	21,800	21,000	20,100	19,300	42.4	129.7	123.5	22,100	21,300	20,400	19,600	150
155	38.6	124.8	20,500	19,700	18,900	18,200	40.0	123.5	116.7	20,700	20,000	19,200	18,400	155
160	36.1	118.1	19,200	18,500	17,800	17,100	37.4	116.7	109.1	19,400	18,700	18,000	17,300	160
165	33.4	110.6	18,000	17,400	16,700	16,100	34.7	109.1	100.7	18,200	17,600	16,900	16,300	165
170	30.5	102.4	16,900	16,300	15,700	15,200	31.7	100.7		17,100	16,500	15,900	15,300	170
175	27.3	93.0	15,800	15,300	14,800	14,300								175
180	23.7	82.2	14,800	14,400	13,900	13,400								180

MLC250 S-2

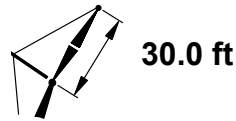
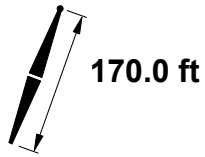


		25°					
		0°					
		1°					
		2°					
		3°					
ft	°	ft	lb	lb	lb	lb	ft
40							40
45							45
50	80.2	190.1	49,900				50
55	78.7	188.8	48,200	47,100	43,400		55
60	77.1	187.3	46,500	45,500	43,300	39,300	60
65	75.5	185.7	45,000	44,100	43,100	39,300	65
70	73.8	183.9	43,600	42,800	42,000	39,100	70
75	72.2	182.0	42,300	41,500	40,800	39,000	75
80	70.5	179.9	41,100	40,400	39,700	39,000	80
85	68.9	177.6	39,900	39,300	38,700	38,100	85
90	67.2	175.2	38,900	38,300	37,800	37,200	90
95	65.4	172.5	37,900	37,400	36,900	36,400	95
100	63.7	169.7	37,000	36,500	36,000	35,600	100
105	61.9	166.6	36,100	35,700	35,300	34,900	105
110	60.0	163.4	35,300	34,900	34,500	33,200	110
115	58.2	159.9	34,600	34,200	32,600	31,100	115
120	56.3	156.1	33,500	31,900	30,500	29,100	120
125	54.3	152.1	31,200	29,800	28,500	27,200	125
130	52.3	147.8	29,200	27,900	26,700	25,500	130
135	50.2	143.1	27,300	26,100	25,000	24,000	135
140	48.0	138.1	25,500	24,500	23,500	22,500	140
145	45.8	132.7	23,900	22,900	22,000	21,100	145
150	43.4	126.9	22,400	21,500	20,700	19,800	150
155							155
160							160
165							165
170							170
175							175
180							180

MLC250 S-2

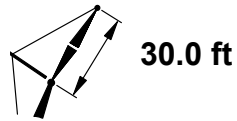
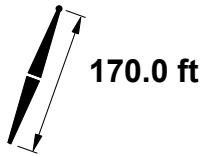


184,600 lb
+
44,000 lb



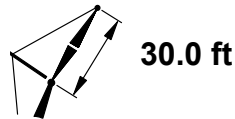
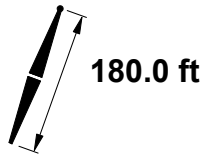
	5°							15°						
	ft	°	ft	0° lb	1° lb	2° lb	3° lb	°	ft	0° lb	1° lb	2° lb	3° lb	ft
40	80.7	205.1	59,000					80.7	203.3	59,000				40
45	79.2	204.1	59,000	54,900				79.2	202.2	58,600	51,100			45
50	77.7	203.0	59,000	54,200	47,700	42,700		77.7	201.0	57,900	50,700	45,100	40,700	50
55	76.3	201.8	59,000	53,500	47,200	42,300		76.3	199.6	57,300	50,200	44,800	40,500	55
60	74.8	200.5	59,000	52,800	46,700	41,900		74.8	198.1	56,700	49,800	44,500	40,300	60
65	73.3	199.0	59,000	52,300	46,200	41,600		73.2	196.5	56,100	49,400	44,200	40,000	65
70	71.8	197.3	59,000	51,700	45,800	41,200		71.7	194.7	55,600	49,000	44,000	39,800	70
75	70.2	195.5	58,700	51,100	45,400	40,900		70.2	192.7	55,000	48,600	43,700	39,600	75
80	68.7	193.6	58,000	50,500	45,000	40,500		68.6	190.6	54,500	48,300	43,400	39,400	80
85	67.2	191.5	55,000	50,000	44,500	40,200		67.0	188.3	51,400	47,900	43,100	39,300	85
90	65.6	189.2	50,500	47,400	44,200	40,000		65.4	185.9	47,300	44,600	42,000	39,100	90
95	64.0	186.8	46,500	43,800	41,200	38,900		63.8	183.2	43,700	41,300	39,000	36,800	95
100	62.4	184.2	43,000	40,500	38,200	36,100		62.2	180.4	40,500	38,300	36,200	34,300	100
105	60.7	181.4	39,800	37,600	35,600	33,600		60.5	177.4	37,600	35,600	33,700	32,000	105
110	59.1	178.4	36,900	35,000	33,100	31,400		58.8	174.2	35,000	33,200	31,500	29,900	110
115	57.4	175.2	34,300	32,600	30,900	29,300		57.0	170.8	32,600	30,900	29,400	27,900	115
120	55.6	171.8	32,000	30,400	28,900	27,400		55.2	167.2	30,400	28,900	27,500	26,100	120
125	53.9	168.2	29,800	28,400	27,000	25,700		53.4	163.3	28,400	27,000	25,700	24,500	125
130	52.1	164.3	27,900	26,500	25,300	24,100		51.5	159.1	26,500	25,300	24,100	23,000	130
135	50.2	160.2	26,000	24,800	23,700	22,600		49.6	154.6	24,800	23,700	22,600	21,500	135
140	48.3	155.7	24,400	23,300	22,200	21,200		47.6	149.9	23,200	22,200	21,200	20,200	140
145	46.3	151.0	22,800	21,800	20,800	19,900		45.6	144.7	21,700	20,800	19,900	19,000	145
150	44.3	145.9	21,400	20,400	19,500	18,700		43.4	139.2	20,300	19,500	18,600	17,800	150
155	42.1	140.5	20,000	19,200	18,300	17,500		41.2	133.3	19,000	18,200	17,500	16,700	155
160	39.9	134.6	18,700	18,000	17,200	16,500		38.8	126.8	17,800	17,100	16,400	15,700	160
165	37.6	128.2	17,600	16,800	16,100	15,500		36.4	119.7	16,700	16,000	15,400	14,700	165
170	35.1	121.2	16,400	15,800	15,200	14,500		33.7	112.0	15,600	15,000	14,400	13,800	170
175	32.5	113.5	15,400	14,800	14,200	13,600		30.8	103.3	14,600	14,000	13,500	13,000	175
180	29.7	105.0	14,400	13,900	13,300	12,800								180
185	26.6	95.3	13,500	13,000	12,500	12,000								185
190	23.1	84.2	12,600	12,100	11,700	11,300								190

MLC250 S-2



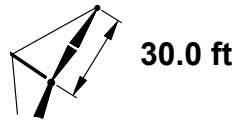
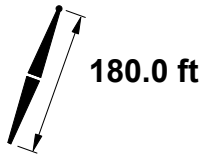
		25°					
		0°					
		1°					
		2°					
		3°					
ft	°	ft	lb	lb	lb	lb	ft
40							40
45							45
50	80.7	200.3	50,500				50
55	79.2	199.1	48,800	47,700			55
60	77.7	197.7	47,200	46,200	43,100	39,200	60
65	76.2	196.2	45,700	44,800	42,900	39,100	65
70	74.7	194.5	44,300	43,500	42,700	39,000	70
75	73.1	192.7	43,000	42,200	41,500	38,900	75
80	71.6	190.7	41,800	41,100	40,400	38,900	80
85	70.0	188.6	40,700	40,000	39,400	38,800	85
90	68.4	186.3	39,600	39,000	38,400	37,900	90
95	66.8	183.8	38,700	38,100	37,600	37,000	95
100	65.1	181.2	37,700	37,200	36,700	36,300	100
105	63.5	178.3	36,900	36,400	35,900	34,900	105
110	61.8	175.3	36,100	35,600	34,300	32,600	110
115	60.0	172.0	35,300	33,700	32,000	30,400	115
120	58.3	168.6	33,100	31,400	29,900	28,400	120
125	56.5	164.9	30,800	29,400	27,900	26,600	125
130	54.6	160.9	28,800	27,400	26,200	24,900	130
135	52.7	156.7	26,900	25,700	24,500	23,300	135
140	50.8	152.1	25,100	24,000	22,900	21,900	140
145	48.7	147.3	23,500	22,500	21,500	20,500	145
150	46.6	142.0	22,000	21,100	20,100	19,300	150
155	44.5	136.4	20,600	19,700	18,900	18,100	155
160	42.2	130.3	19,300	18,500	17,700	16,900	160
165							165
170							170
175							175
180							180
185							185
190							190

MLC250 S-2



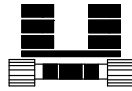
	5°							15°						
	ft	°	ft	0° lb	1° lb	2° lb	3° lb	°	ft	0° lb	1° lb	2° lb	3° lb	ft
45	79.7	214.3	59,000	54,700				79.8	212.5	58,500	51,000			45
50	78.3	213.3	59,000	54,000				78.3	211.3	57,900	50,500			50
55	76.9	212.1	59,000	53,400	47,100	42,100		76.9	210.0	57,300	50,100	44,600	40,300	55
60	75.5	210.8	59,000	52,800	46,600	41,800		75.5	208.6	56,700	49,700	44,300	40,100	60
65	74.1	209.4	59,000	52,200	46,100	41,400		74.1	207.0	56,200	49,300	44,000	39,900	65
70	72.7	207.9	59,000	51,600	45,700	41,100		72.6	205.3	55,600	48,900	43,800	39,700	70
75	71.2	206.2	58,900	51,000	45,300	40,800		71.2	203.4	55,200	48,600	43,600	39,500	75
80	69.8	204.3	58,100	50,500	44,900	40,400		69.7	201.4	54,600	48,200	43,300	39,300	80
85	68.3	202.3	54,600	50,000	44,500	40,200		68.2	199.3	51,000	47,800	43,100	39,100	85
90	66.8	200.2	50,100	46,900	43,900	39,900		66.7	197.0	47,000	44,100	41,400	38,900	90
95	65.3	197.9	46,100	43,200	40,600	38,100		65.2	194.5	43,400	40,800	38,400	36,100	95
100	63.8	195.5	42,600	40,000	37,600	35,400		63.6	191.9	40,100	37,800	35,700	33,600	100
105	62.3	192.8	39,400	37,100	35,000	33,000		62.0	189.1	37,200	35,100	33,200	31,300	105
110	60.7	190.0	36,500	34,500	32,500	30,700		60.5	186.1	34,600	32,700	30,900	29,200	110
115	59.1	187.1	33,900	32,100	30,300	28,700		58.8	182.9	32,200	30,500	28,900	27,300	115
120	57.5	183.9	31,600	29,900	28,300	26,800		57.2	179.5	30,000	28,400	27,000	25,600	120
125	55.8	180.5	29,400	27,900	26,400	25,000		55.5	175.9	28,000	26,600	25,200	23,900	125
130	54.2	176.9	27,500	26,100	24,700	23,400		53.8	172.0	26,100	24,800	23,600	22,400	130
135	52.5	173.1	25,700	24,400	23,100	22,000		52.0	168.0	24,400	23,200	22,100	21,000	135
140	50.7	169.0	24,000	22,800	21,700	20,600		50.2	163.6	22,800	21,700	20,700	19,700	140
145	48.9	164.7	22,400	21,300	20,300	19,300		48.3	158.9	21,400	20,300	19,400	18,400	145
150	47.0	160.1	21,000	20,000	19,000	18,100		46.4	154.0	20,000	19,100	18,200	17,300	150
155	45.1	155.1	19,600	18,700	17,800	17,000		44.4	148.6	18,700	17,800	17,000	16,200	155
160	43.1	149.9	18,400	17,500	16,700	15,900		42.3	142.9	17,500	16,700	15,900	15,200	160
165	41.1	144.2	17,200	16,400	15,700	14,900		40.1	136.7	16,300	15,600	14,900	14,200	165
170	38.9	138.1	16,100	15,400	14,700	14,000		37.8	130.0	15,300	14,600	13,900	13,300	170
175	36.6	131.5	15,000	14,400	13,700	13,100		35.4	122.8	14,200	13,600	13,000	12,500	175
180	34.3	124.3	14,000	13,400	12,800	12,300		32.8	114.7	13,300	12,700	12,200	11,600	180
185	31.7	116.3	13,100	12,500	12,000	11,500								185
190	28.9	107.5	12,200	11,700	11,200	10,700								190
195	25.9	97.6	11,400	10,900	10,500	10,000								195
200	22.5	86.1	10,600	10,100	9,700	9,300								200

MLC250 S-2

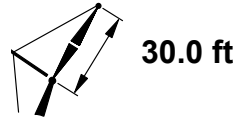
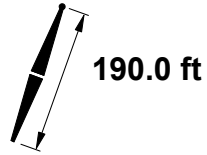


				25°					
				0°					
				0°	1°	2°	3°		
				lb	lb	lb	lb		
ft	°	ft		lb	lb	lb	lb	ft	
45								45	
50								50	
55	79.8	209.4		49,400	48,000			55	
60	78.4	208.1		47,800	46,800	42,900		60	
65	76.9	206.6		46,400	45,400	42,800	38,900	65	
70	75.5	205.1		45,000	44,100	42,600	38,800	70	
75	74.0	203.3		43,700	42,900	42,100	38,700	75	
80	72.5	201.5		42,500	41,800	41,000	38,700	80	
85	71.0	199.4		41,400	40,700	40,000	38,600	85	
90	69.5	197.3		40,400	39,700	39,100	38,500	90	
95	68.0	195.0		39,400	38,800	38,200	37,700	95	
100	66.5	192.5		38,500	37,900	37,400	36,800	100	
105	64.9	189.8		37,600	37,100	36,300	34,300	105	
110	63.3	187.0		36,800	35,800	33,800	31,900	110	
115	61.7	183.9		35,200	33,300	31,500	29,800	115	
120	60.0	180.7		32,800	31,000	29,400	27,800	120	
125	58.4	177.2		30,500	28,900	27,500	26,000	125	
130	56.7	173.6		28,500	27,000	25,700	24,400	130	
135	54.9	169.7		26,600	25,300	24,000	22,800	135	
140	53.1	165.5		24,800	23,600	22,500	21,400	140	
145	51.3	161.1		23,200	22,100	21,000	20,000	145	
150	49.4	156.4		21,700	20,700	19,700	18,800	150	
155	47.4	151.3		20,300	19,300	18,400	17,600	155	
160	45.3	145.9		18,900	18,100	17,300	16,500	160	
165	43.2	140.0		17,700	16,900	16,200	15,400	165	
170								170	
175								175	
180								180	
185								185	
190								190	
195								195	
200								200	

MLC250 S-2

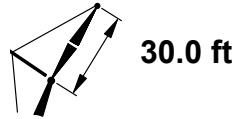
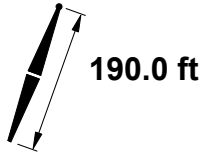
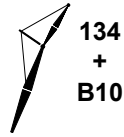


184,600 lb
+
44,000 lb



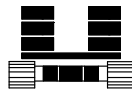
	5°						15°								
	ft	°	ft	184,600 lb + 44,000 lb				ft	°	ft	184,600 lb + 44,000 lb				
				0°	1°	2°	3°				0°	1°		2°	3°
lb	lb	lb	lb	lb	lb	lb	lb	lb	lb	lb	lb	lb	lb		
45	80.2	224.5	59,000					80.2	222.7	58,500				45	
50	78.9	223.5	59,000	53,800	47,300			78.9	221.6	57,800	50,300	44,700		50	
55	77.5	222.4	59,000	53,200	46,800	41,900		77.5	220.3	57,300	49,900	44,400	40,100	55	
60	76.2	221.2	59,000	52,600	46,400	41,600		76.2	219.0	56,700	49,600	44,200	39,900	60	
65	74.8	219.8	59,000	52,000	46,000	41,200		76.2	219.0	56,700	49,600	44,200	39,900	65	
70	73.5	218.4	59,000	51,500	45,600	40,900		74.8	217.5	56,200	49,200	43,900	39,700	70	
75	72.1	216.7	59,000	51,000	45,200	40,600		73.5	215.9	55,600	48,900	43,600	39,500	75	
80	70.7	215.0	58,200	50,500	44,800	40,300		72.1	214.1	55,100	48,500	43,400	39,400	80	
85	69.3	213.1	54,100	50,000	44,400	40,000		70.7	212.2	54,700	48,200	43,200	39,200	85	
90	67.9	211.1	49,600	46,200	43,100	39,800		69.3	210.2	50,500	47,100	43,000	39,000	90	
95	66.5	208.9	45,600	42,600	39,800	37,200		67.8	208.0	46,500	43,400	40,600	38,000	95	
100	65.1	206.6	42,000	39,300	36,800	34,500		66.4	205.7	42,900	40,200	37,600	35,300	100	
105	63.6	204.1	38,800	36,400	34,200	32,100		64.9	203.2	39,600	37,200	34,900	32,800	105	
110	62.2	201.5	36,000	33,800	31,800	29,900		63.5	200.6	36,700	34,500	32,500	30,500	110	
115	60.7	198.7	33,400	31,400	29,600	27,800		62.0	197.7	34,100	32,100	30,200	28,500	115	
120	59.2	195.7	31,000	29,200	27,600	26,000		60.4	194.7	31,700	29,900	28,200	26,500	120	
125	57.6	192.6	28,900	27,200	25,700	24,300		58.9	191.6	29,500	27,800	26,300	24,800	125	
130	56.0	189.2	26,900	25,400	24,000	22,700		57.3	188.2	27,500	26,000	24,500	23,200	130	
135	54.4	185.7	25,100	23,700	22,400	21,200		55.7	184.6	25,600	24,200	22,900	21,700	135	
140	52.8	181.9	23,400	22,100	21,000	19,800		54.1	180.8	23,900	22,600	21,400	20,300	140	
145	51.1	177.9	21,800	20,700	19,600	18,500		52.4	176.8	22,300	21,100	20,000	18,900	145	
150	49.4	173.6	20,400	19,300	18,300	17,300		50.7	172.5	20,800	19,700	18,700	17,700	150	
155	47.7	169.1	19,000	18,100	17,100	16,200		48.9	168.0	19,400	18,400	17,500	16,600	155	
160	45.9	164.3	17,800	16,900	16,000	15,200		47.1	163.1	18,100	17,200	16,300	15,500	160	
165	44.0	159.2	16,600	15,800	15,000	14,200		45.2	158.0	16,900	16,100	15,300	14,500	165	
170	42.1	153.7	15,500	14,700	14,000	13,200		43.2	152.4	15,800	15,000	14,300	13,500	170	
175	40.1	147.8	14,400	13,700	13,000	12,400		41.2	146.5	14,700	14,000	13,300	12,600	175	
180	38.0	141.5	13,500	12,800	12,200	11,500		39.1	140.1	13,700	13,000	12,400	11,800	180	
185	35.8	134.7	12,500	11,900	11,300	10,700		36.9	133.2	12,700	12,100	11,500	10,900	185	
190	33.4	127.2	11,600	11,100	10,500	10,000		34.5	125.7	11,800	11,300	10,700	10,200	190	
195	30.9	119.1	10,800	10,300	9,800	9,300		32.0	117.4	11,000	10,400	9,900	9,400	195	
200	28.2	110.0	10,000	9,500	9,100	8,600								200	
205	25.3	99.8	9,200	8,800	8,400	8,000								205	
210	21.9	88.0	8,500	8,100	7,700	7,400								210	

MLC250 S-2

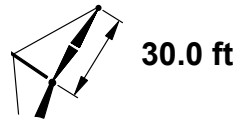
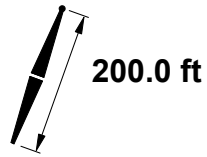


				25°					
				0°					
				1°					
				2°					
				3°					
ft	°	ft	lb	lb	lb	lb	ft		
45							45		
50							50		
55	80.3	219.7	50,000				55		
60	78.9	218.4	48,400	47,400	42,700		60		
65	77.5	217.0	47,000	46,000	42,600	38,700	65		
70	76.2	215.5	45,600	44,700	42,400	38,600	70		
75	74.8	213.9	44,400	43,500	42,300	38,600	75		
80	73.4	212.1	43,200	42,400	41,700	38,500	80		
85	72.0	210.2	42,100	41,400	40,700	38,400	85		
90	70.5	208.2	41,100	40,400	39,700	38,400	90		
95	69.1	206.0	40,100	39,400	38,800	38,300	95		
100	67.6	203.6	39,200	38,600	38,000	36,000	100		
105	66.2	201.1	38,300	37,800	35,600	33,500	105		
110	64.7	198.4	37,400	35,200	33,100	31,200	110		
115	63.2	195.6	34,700	32,700	30,800	29,100	115		
120	61.6	192.6	32,300	30,400	28,700	27,100	120		
125	60.0	189.3	30,000	28,400	26,800	25,300	125		
130	58.4	185.9	28,000	26,500	25,000	23,600	130		
135	56.8	182.3	26,100	24,700	23,400	22,100	135		
140	55.2	178.5	24,300	23,000	21,800	20,700	140		
145	53.5	174.4	22,700	21,500	20,400	19,300	145		
150	51.7	170.0	21,200	20,100	19,100	18,100	150		
155	49.9	165.4	19,800	18,800	17,800	16,900	155		
160	48.1	160.5	18,400	17,500	16,600	15,800	160		
165	46.1	155.2	17,200	16,300	15,500	14,700	165		
170	44.2	149.6	16,000	15,200	14,500	13,700	170		
175	42.1	143.5	14,900	14,200	13,500	12,800	175		
180							180		
185							185		
190							190		
195							195		
200							200		
205							205		
210							210		

MLC250 S-2

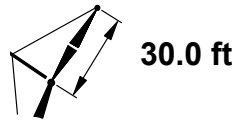
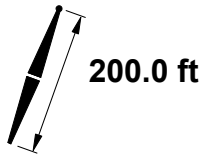


184,600 lb
+
44,000 lb



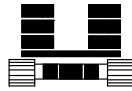
	5°							15°						
			184,600 lb + 44,000 lb						184,600 lb + 44,000 lb					
	ft	°	ft	0° lb	1° lb	2° lb	3° lb	°	ft	0° lb	1° lb	2° lb	3° lb	ft
45	80.6	234.7	59,000											45
50	79.4	233.7	59,000	53,500				80.7	232.9	58,200				50
55	78.1	232.7	59,000	53,000	46,600			79.4	231.8	57,700	50,100			55
60	76.8	231.5	59,000	52,400	46,200	41,300		78.1	230.6	57,100	49,700	44,200		60
65	75.5	230.2	59,000	51,900	45,700	41,000		76.8	229.3	56,600	49,300	43,900	39,600	65
70	74.2	228.8	59,000	51,400	45,400	40,700		75.5	227.9	56,100	49,000	43,700	39,500	70
75	72.9	227.3	58,900	50,900	45,000	40,400		74.2	226.4	55,600	48,700	43,400	39,200	75
80	71.6	225.6	58,300	50,500	44,600	40,100		72.9	224.7	55,200	48,400	43,300	39,100	80
85	70.3	223.8	53,700	49,700	44,300	39,900		71.6	222.9	54,700	48,100	43,000	39,000	85
90	68.9	221.9	49,100	45,600	42,400	39,400		70.2	221.0	50,200	46,600	42,800	38,800	90
95	67.6	219.8	45,200	42,000	39,100	36,500		68.9	218.9	46,100	42,900	40,000	37,300	95
100	66.2	217.6	41,600	38,800	36,200	33,800		67.5	216.7	42,500	39,600	37,000	34,600	100
105	64.9	215.3	38,400	35,900	33,600	31,400		66.1	214.4	39,200	36,700	34,300	32,100	105
110	63.5	212.8	35,600	33,300	31,200	29,200		64.7	211.9	36,300	34,000	31,900	29,900	110
115	62.1	210.2	33,000	30,900	29,000	27,200		63.3	209.2	33,700	31,600	29,600	27,800	115
120	60.6	207.4	30,600	28,700	27,000	25,300		61.9	206.4	31,300	29,400	27,600	25,900	120
125	59.2	204.4	28,500	26,700	25,100	23,600		60.4	203.4	29,100	27,400	25,700	24,200	125
130	57.7	201.2	26,500	24,900	23,400	22,000		58.9	200.2	27,100	25,500	24,000	22,600	130
135	56.2	197.9	24,700	23,200	21,900	20,600		57.4	196.9	25,200	23,800	22,400	21,100	135
140	54.7	194.4	23,000	21,700	20,400	19,200		55.9	193.4	23,500	22,200	20,900	19,700	140
145	53.1	190.7	21,400	20,200	19,000	17,900		54.3	189.6	21,900	20,700	19,500	18,400	145
150	51.6	186.7	20,000	18,800	17,800	16,700		52.7	185.6	20,400	19,300	18,200	17,200	150
155	49.9	182.5	18,600	17,600	16,600	15,600		51.1	181.4	19,000	18,000	17,000	16,000	155
160	48.3	178.1	17,400	16,400	15,500	14,600		49.4	177.0	17,800	16,800	15,800	14,900	160
165	46.6	173.4	16,200	15,300	14,400	13,600		47.7	172.2	16,500	15,600	14,800	13,900	165
170	44.8	168.4	15,100	14,200	13,400	12,700		45.9	167.2	15,400	14,600	13,800	13,000	170
175	43.0	163.1	14,000	13,300	12,500	11,800		44.1	161.8	14,300	13,600	12,800	12,100	175
180	41.1	157.4	13,000	12,300	11,600	11,000		42.2	156.1	13,300	12,600	11,900	11,200	180
185	39.1	151.3	12,100	11,500	10,800	10,200		40.2	150.0	12,400	11,700	11,100	10,400	185
190	37.1	144.8	11,200	10,600	10,000	9,400		38.2	143.4	11,500	10,800	10,200	9,700	190
195	34.9	137.8	10,400	9,800	9,300	8,700		36.0	136.3	10,600	10,000	9,500	8,900	195
200	32.7	130.1	9,600	9,100	8,600	8,100		33.7	128.5	9,800	9,300	8,700	8,200	200
205	30.2	121.7	8,800	8,400	7,900	7,400		31.2	120.0	9,000	8,500	8,000	7,600	205
210	27.6	112.4	8,100	7,700	7,200	6,800								210
215	24.7	102.0	7,400	7,000	6,600	6,200								215
220	21.4	89.9	6,800	6,400	6,000	5,700								220

MLC250 S-2

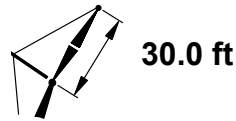
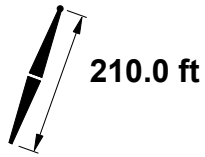


				25°					
				0°					
				1°					
				2°					
				3°					
ft	°	ft	lb	lb	lb	lb	lb	ft	
45								45	
50								50	
55	80.7	229.9	50,500					55	
60	79.4	228.7	49,000	47,300				60	
65	78.1	227.4	47,600	46,500	42,300			65	
70	76.8	226.0	46,200	45,300	42,200	38,400		70	
75	75.5	224.4	45,000	44,100	42,100	38,300		75	
80	74.1	222.7	43,800	43,000	42,000	38,300		80	
85	72.8	220.9	42,700	42,000	41,200	38,200		85	
90	71.4	219.0	41,700	41,000	40,300	38,100		90	
95	70.1	216.9	40,700	40,100	39,400	38,100		95	
100	68.7	214.7	39,800	39,200	37,800	35,400		100	
105	67.3	212.3	39,000	37,500	35,100	32,900		105	
110	65.9	209.8	37,100	34,700	32,600	30,600		110	
115	64.5	207.1	34,400	32,300	30,300	28,400		115	
120	63.0	204.2	31,900	30,000	28,200	26,500		120	
125	61.5	201.2	29,700	27,900	26,300	24,700		125	
130	60.0	198.0	27,600	26,000	24,500	23,100		130	
135	58.5	194.6	25,700	24,200	22,900	21,500		135	
140	57.0	191.0	24,000	22,600	21,300	20,100		140	
145	55.4	187.2	22,300	21,100	19,900	18,800		145	
150	53.8	183.2	20,800	19,700	18,600	17,500		150	
155	52.1	178.9	19,400	18,300	17,300	16,400		155	
160	50.4	174.4	18,100	17,100	16,200	15,300		160	
165	48.7	169.6	16,800	15,900	15,100	14,200		165	
170	46.9	164.5	15,700	14,800	14,000	13,200		170	
175	45.0	159.0	14,600	13,800	13,000	12,300		175	
180	43.1	153.2	13,500	12,800	12,100	11,400		180	
185								185	
190								190	
195								195	
200								200	
205								205	
210								210	
215								215	
220								220	

MLC250 S-2

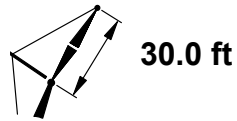
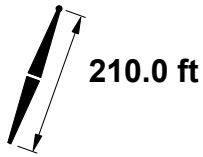


184,600 lb
+
44,000 lb



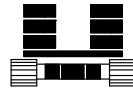
	5°						15°									
			184,600 lb + 44,000 lb						184,600 lb + 44,000 lb							
	ft	°	ft	0° lb	1° lb	2° lb	3° lb	ft	°	ft	0° lb	1° lb		2° lb	3° lb	ft
45	81.0	244.8	59,000													45
50	79.8	243.9	59,000	53,200												50
55	78.6	242.9	59,000	52,700	46,200			79.8	242.0	57,400	49,800					55
60	77.4	241.8	59,000	52,100	45,800	41,000		78.6	240.9	56,900	49,400	43,900				60
65	76.1	240.6	59,000	51,700	45,500	40,700		77.4	239.7	56,400	49,100	43,600	39,400			65
70	74.9	239.2	59,000	51,100	45,100	40,400		76.1	238.3	56,000	48,800	43,400	39,200			70
75	73.7	237.7	58,900	50,600	44,700	40,200		74.9	236.9	55,500	48,500	43,200	39,000			75
80	72.4	236.2	58,200	50,200	44,400	39,900		73.6	235.3	55,000	48,200	43,000	38,900			80
85	71.1	234.4	53,200	49,000	44,100	39,600		72.4	233.6	54,400	47,900	42,800	38,800			85
90	69.9	232.6	48,700	45,000	41,700	38,600		71.1	231.7	49,800	46,000	42,600	38,600			90
95	68.6	230.7	44,700	41,400	38,400	35,700		69.8	229.8	45,700	42,400	39,300	36,500			95
100	67.3	228.6	41,100	38,200	35,500	33,000		68.5	227.7	42,100	39,100	36,400	33,800			100
105	66.0	226.3	37,900	35,300	32,900	30,600		67.2	225.4	38,800	36,100	33,700	31,400			105
110	64.7	224.0	35,100	32,700	30,500	28,500		65.9	223.0	35,900	33,500	31,200	29,200			110
115	63.3	221.5	32,500	30,300	28,300	26,500		64.5	220.5	33,200	31,100	29,000	27,100			115
120	62.0	218.8	30,100	28,200	26,300	24,600		63.2	217.9	30,800	28,800	27,000	25,200			120
125	60.6	216.0	28,000	26,200	24,500	22,900		61.8	215.0	28,600	26,800	25,100	23,500			125
130	59.2	213.1	26,000	24,400	22,800	21,400		60.4	212.1	26,600	25,000	23,400	21,900			130
135	57.8	209.9	24,200	22,700	21,200	19,900		59.0	208.9	24,800	23,200	21,800	20,400			135
140	56.4	206.6	22,500	21,100	19,800	18,500		57.5	205.6	23,000	21,600	20,300	19,000			140
145	54.9	203.1	20,900	19,700	18,400	17,300		56.1	202.1	21,400	20,100	18,900	17,700			145
150	53.4	199.4	19,500	18,300	17,200	16,100		54.6	198.4	20,000	18,800	17,600	16,500			150
155	51.9	195.5	18,100	17,000	16,000	15,000		53.1	194.4	18,600	17,500	16,400	15,400			155
160	50.4	191.4	16,900	15,900	14,900	14,000		51.5	190.3	17,300	16,300	15,300	14,300			160
165	48.8	187.1	15,700	14,700	13,800	13,000		49.9	185.9	16,100	15,100	14,200	13,300			165
170	47.2	182.5	14,600	13,700	12,900	12,100		48.3	181.3	14,900	14,100	13,200	12,400			170
175	45.5	177.6	13,500	12,700	11,900	11,200		46.6	176.4	13,900	13,100	12,300	11,500			175
180	43.8	172.4	12,600	11,800	11,100	10,400		44.9	171.2	12,900	12,100	11,400	10,600			180
185	42.0	166.9	11,600	10,900	10,200	9,600		43.1	165.6	11,900	11,200	10,500	9,800			185
190	40.2	161.1	10,700	10,100	9,500	8,800		41.2	159.7	11,000	10,300	9,700	9,100			190
195	38.3	154.8	9,900	9,300	8,700	8,100		39.3	153.4	10,200	9,500	8,900	8,400			195
200	36.3	148.1	9,100	8,600	8,000	7,500		37.3	146.6	9,300	8,800	8,200	7,700			200
205	34.2	140.8	8,400	7,800	7,300	6,800		35.2	139.3	8,600	8,000	7,500	7,000			205
210	31.9	133.0	7,700	7,200	6,700	6,200		32.9	131.3	7,800	7,300	6,800	6,400			210
215	29.6	124.4	7,000	6,500	6,100	5,600		30.5	122.6	7,100	6,700	6,200	5,800			215
220	27.0	114.8	6,300	5,900	5,500	5,100										220
225	24.2	104.1	5,700	5,300	4,900	4,600										225
230	21.0	91.7	5,100	4,700	4,400	4,100										230

MLC250 S-2

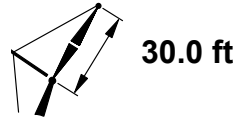
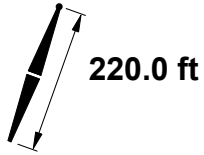


				25°					
				0°					
				0°	1°	2°	3°		
				lb	lb	lb	lb		
ft	°	ft		lb	lb	lb	lb	ft	
45								45	
50								50	
55								55	
60	79.9	239.0		49,500	47,100			60	
65	78.6	237.7		48,100	46,800	42,000		65	
70	77.4	236.4		46,800	45,800	41,900	38,100	70	
75	76.1	234.9		45,600	44,700	41,900	38,000	75	
80	74.8	233.3		44,400	43,600	41,700	38,000	80	
85	73.6	231.6		43,300	42,500	41,700	38,000	85	
90	72.3	229.7		42,300	41,600	40,900	37,900	90	
95	71.0	227.7		41,400	40,700	40,000	37,400	95	
100	69.7	225.6		40,500	39,800	37,200	34,700	100	
105	68.3	223.3		39,600	36,900	34,500	32,200	105	
110	67.0	221.0		36,700	34,200	32,000	29,900	110	
115	65.6	218.4		34,000	31,800	29,700	27,800	115	
120	64.3	215.7		31,500	29,500	27,600	25,900	120	
125	62.9	212.9		29,300	27,400	25,700	24,100	125	
130	61.5	209.9		27,200	25,500	23,900	22,400	130	
135	60.0	206.7		25,300	23,800	22,300	20,900	135	
140	58.6	203.3		23,500	22,100	20,800	19,500	140	
145	57.1	199.7		21,900	20,600	19,400	18,200	145	
150	55.6	196.0		20,400	19,200	18,000	16,900	150	
155	54.1	192.0		19,000	17,900	16,800	15,800	155	
160	52.5	187.8		17,700	16,600	15,600	14,700	160	
165	50.9	183.4		16,400	15,500	14,500	13,600	165	
170	49.2	178.7		15,300	14,400	13,500	12,700	170	
175	47.5	173.7		14,200	13,300	12,500	11,700	175	
180	45.7	168.4		13,100	12,400	11,600	10,900	180	
185	43.9	162.8		12,100	11,400	10,700	10,100	185	
190	42.0	156.7		11,200	10,500	9,900	9,300	190	
195								195	
200								200	
205								205	
210								210	
215								215	
220								220	
225								225	
230								230	

MLC250 S-2

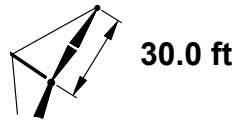
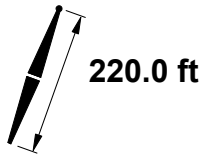


184,600 lb
+
44,000 lb



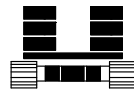
	5°							15°						
			184,600 lb + 44,000 lb						184,600 lb + 44,000 lb					
	ft	°	ft	0° lb	1° lb	2° lb	3° lb	°	ft	0° lb	1° lb	2° lb	3° lb	ft
50	80.2	254.1	59,000											50
55	79.1	253.1	59,000	52,300				80.3	252.3	57,200				55
60	77.9	252.0	59,000	51,800	45,500	40,200		79.1	251.2	56,700	49,200			60
65	76.7	250.9	59,000	51,300	45,100	40,000		77.9	250.0	56,200	48,800	43,300	39,000	65
70	75.5	249.6	59,000	50,800	44,800	39,900		76.7	248.7	55,800	48,500	43,100	38,900	70
75	74.3	248.2	58,700	50,400	44,400	39,800		75.5	247.3	55,400	48,200	42,900	38,800	75
80	73.1	246.7	58,000	50,000	44,100	39,600		74.3	245.8	54,900	47,900	42,700	38,600	80
85	71.9	245.0	52,800	48,500	43,800	39,400		73.1	244.1	54,000	47,700	42,500	38,500	85
90	70.7	243.3	48,300	44,400	41,000	37,800		71.9	242.4	49,400	45,500	42,000	38,300	90
95	69.5	241.4	44,300	40,900	37,800	34,900		70.7	240.5	45,300	41,800	38,700	35,800	95
100	68.3	239.4	40,700	37,700	34,900	32,300		69.4	238.5	41,700	38,600	35,800	33,200	100
105	67.0	237.3	37,500	34,800	32,300	29,900		68.2	236.4	38,400	35,600	33,100	30,700	105
110	65.8	235.1	34,700	32,200	29,900	27,800		66.9	234.1	35,500	33,000	30,700	28,500	110
115	64.5	232.7	32,100	29,800	27,700	25,800		65.6	231.7	32,800	30,600	28,500	26,500	115
120	63.2	230.2	29,700	27,700	25,800	24,000		64.3	229.2	30,400	28,400	26,400	24,600	120
125	61.9	227.5	27,500	25,700	23,900	22,300		63.0	226.5	28,200	26,300	24,600	22,900	125
130	60.6	224.7	25,600	23,900	22,200	20,700		61.7	223.7	26,200	24,500	22,800	21,300	130
135	59.3	221.7	23,700	22,200	20,700	19,300		60.4	220.7	24,400	22,800	21,300	19,800	135
140	57.9	218.6	22,100	20,600	19,200	17,900		59.0	217.6	22,600	21,200	19,800	18,500	140
145	56.5	215.3	20,500	19,200	17,900	16,700		57.6	214.3	21,000	19,700	18,400	17,200	145
150	55.1	211.8	19,100	17,800	16,600	15,500		56.2	210.8	19,600	18,300	17,100	16,000	150
155	53.7	208.2	17,700	16,600	15,500	14,400		54.8	207.1	18,200	17,000	15,900	14,800	155
160	52.3	204.3	16,400	15,400	14,400	13,400		53.4	203.2	16,900	15,800	14,800	13,800	160
165	50.8	200.3	15,300	14,300	13,300	12,400		51.9	199.2	15,700	14,700	13,700	12,800	165
170	49.3	196.0	14,200	13,200	12,300	11,500		50.4	194.9	14,500	13,600	12,700	11,800	170
175	47.7	191.5	13,100	12,300	11,400	10,600		48.8	190.3	13,500	12,600	11,800	11,000	175
180	46.2	186.7	12,100	11,300	10,600	9,800		47.2	185.5	12,500	11,700	10,900	10,100	180
185	44.5	181.7	11,200	10,500	9,700	9,000		45.6	180.4	11,500	10,800	10,000	9,300	185
190	42.9	176.3	10,300	9,600	8,900	8,300		43.9	175.1	10,600	9,900	9,200	8,600	190
195	41.1	170.6	9,500	8,800	8,200	7,600		42.1	169.3	9,800	9,100	8,500	7,800	195
200	39.3	164.6	8,700	8,100	7,500	6,900		40.3	163.3	9,000	8,300	7,700	7,200	200
205	37.5	158.2	8,000	7,400	6,800	6,300		38.4	156.8	8,200	7,600	7,000	6,500	205
210	35.5	151.3	7,200	6,700	6,200	5,700		36.5	149.8	7,400	6,900	6,400	5,900	210
215	33.4	143.8	6,600	6,100	5,600	5,100		34.4	142.2	6,700	6,200	5,800	5,300	215
220	31.3	135.7	5,900	5,400	5,000	4,600		32.2	134.1	6,100	5,600	5,100	4,700	220
225	28.9	126.9	5,300	4,900	4,400	4,000								225
230	26.4	117.1	4,700	4,300										230
235	23.7	106.1	4,100											235

MLC250 S-2

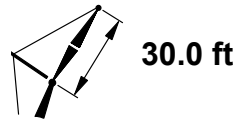
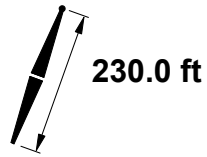


				25°					
				0° 1° 2° 3°					
ft	°	ft	lb	lb	lb	lb	ft		
50							50		
55							55		
60	80.3	249.2	50,000				60		
65	79.1	248.0	48,600	46,500			65		
70	77.9	246.7	47,300	46,300	41,700	36,600	70		
75	76.7	245.3	46,100	45,200	41,500	36,500	75		
80	75.5	243.8	45,000	44,100	41,500	36,500	80		
85	74.3	242.1	43,900	43,100	41,400	36,500	85		
90	73.0	240.4	42,900	42,100	41,300	36,500	90		
95	71.8	238.5	42,000	41,200	39,600	36,500	95		
100	70.5	236.5	41,100	39,500	36,600	34,000	100		
105	69.3	234.3	39,300	36,500	33,900	31,500	105		
110	68.0	232.0	36,300	33,800	31,400	29,200	110		
115	66.7	229.6	33,600	31,300	29,200	27,200	115		
120	65.4	227.1	31,100	29,000	27,100	25,300	120		
125	64.1	224.4	28,900	27,000	25,200	23,500	125		
130	62.8	221.5	26,800	25,100	23,400	21,900	130		
135	61.4	218.5	24,900	23,300	21,800	20,400	135		
140	60.0	215.3	23,200	21,700	20,300	18,900	140		
145	58.6	212.0	21,500	20,200	18,900	17,600	145		
150	57.2	208.5	20,000	18,700	17,500	16,400	150		
155	55.8	204.7	18,600	17,400	16,300	15,200	155		
160	54.3	200.8	17,300	16,200	15,100	14,100	160		
165	52.8	196.7	16,000	15,000	14,100	13,100	165		
170	51.3	192.3	14,900	13,900	13,000	12,200	170		
175	49.7	187.7	13,800	12,900	12,100	11,200	175		
180	48.1	182.8	12,800	11,900	11,100	10,400	180		
185	46.4	177.7	11,800	11,000	10,300	9,600	185		
190	44.7	172.2	10,900	10,100	9,400	8,800	190		
195	42.9	166.4	10,000	9,300	8,700	8,000	195		
200							200		
205							205		
210							210		
215							215		
220							220		
225							225		
230							230		
235							235		

MLC250 S-2

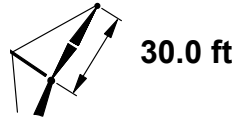
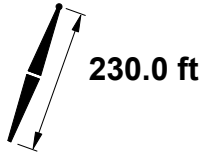
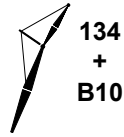


184,600 lb
+
44,000 lb



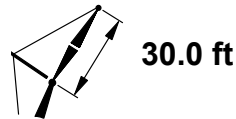
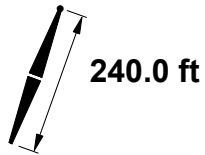
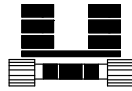
	5°							15°							
	ft	°	ft	184,600 lb + 44,000 lb				ft	°	ft	184,600 lb + 44,000 lb				ft
				0°	1°	2°	3°				0°	1°	2°	3°	
ft	°	ft	lb	lb	lb	lb	°	ft	lb	lb	lb	lb	ft		
50	80.6	264.3	59,000					80.6	262.5	56,800				50	
55	79.5	263.3	59,000	51,800				79.5	261.4	56,400	48,700			55	
60	78.4	262.3	59,000	51,300	45,100			78.4	260.3	55,900	48,500	43,000		60	
65	77.2	261.2	59,000	50,900	44,700	35,900		77.2	259.0	55,500	48,200	42,800	35,000	65	
70	76.1	259.9	59,000	50,500	44,400	35,700		76.1	257.7	55,100	47,900	42,500	34,800	70	
75	74.9	258.6	58,500	50,000	44,000	35,700	76.1	257.7	55,100	47,900	42,500	34,800	75		
80	73.8	257.1	57,500	49,700	43,800	35,600	74.9	256.2	54,600	47,600	42,400	34,800	80		
85	72.6	255.6	52,300	47,800	43,500	35,500	73.8	254.7	53,500	47,300	42,200	34,600	85		
90	71.5	253.9	47,700	43,700	40,200	35,400	72.6	253.0	48,900	44,800	41,200	34,600	90		
95	70.3	252.1	43,700	40,200	37,000	34,000	71.4	251.2	44,800	41,200	37,900	34,600	95		
100	69.1	250.2	40,100	37,000	34,100	31,500	70.3	249.3	41,100	37,900	35,000	32,300	100		
105	67.9	248.2	37,000	34,100	31,500	29,100	69.1	247.3	37,900	35,000	32,400	29,900	105		
110	66.7	246.0	34,100	31,500	29,100	27,000	67.9	245.1	35,000	32,300	29,900	27,700	110		
115	65.5	243.8	31,500	29,200	27,000	25,000	66.6	242.8	32,300	29,900	27,700	25,700	115		
120	64.3	241.4	29,100	27,000	25,000	23,200	65.4	240.4	29,900	27,700	25,700	23,900	120		
125	63.1	238.8	27,000	25,000	23,200	21,500	64.2	237.9	27,700	25,700	23,900	22,100	125		
130	61.8	236.2	25,000	23,200	21,500	20,000	62.9	235.2	25,700	23,800	22,200	20,600	130		
135	60.6	233.3	23,200	21,500	20,000	18,500	61.6	232.4	23,800	22,100	20,600	19,100	135		
140	59.3	230.4	21,500	20,000	18,500	17,200	60.4	229.4	22,100	20,500	19,100	17,700	140		
145	58.0	227.3	19,900	18,500	17,200	15,900	59.1	226.3	20,500	19,100	17,700	16,400	145		
150	56.7	224.0	18,500	17,200	15,900	14,800	57.7	223.0	19,000	17,700	16,400	15,200	150		
155	55.3	220.5	17,100	15,900	14,800	13,700	56.4	219.5	17,600	16,400	15,200	14,100	155		
160	54.0	216.9	15,800	14,700	13,700	12,600	55.0	215.9	16,300	15,200	14,100	13,100	160		
165	52.6	213.1	14,700	13,600	12,600	11,700	53.6	212.0	15,100	14,100	13,000	12,100	165		
170	51.2	209.1	13,600	12,600	11,600	10,800	52.2	208.0	14,000	13,000	12,000	11,100	170		
175	49.7	204.9	12,500	11,600	10,700	9,900	50.8	203.8	12,900	12,000	11,100	10,300	175		
180	48.3	200.5	11,500	10,700	9,900	9,100	49.3	199.3	11,900	11,000	10,200	9,400	180		
185	46.8	195.8	10,600	9,800	9,000	8,300	47.8	194.6	10,900	10,100	9,400	8,600	185		
190	45.2	190.9	9,700	9,000	8,300	7,600	46.2	189.6	10,000	9,300	8,600	7,900	190		
195	43.6	185.7	8,900	8,200	7,500	6,900	44.6	184.4	9,200	8,500	7,800	7,100	195		
200	42.0	180.1	8,100	7,500	6,800	6,200	43.0	178.9	8,400	7,700	7,100	6,500	200		
205	40.3	174.3	7,300	6,700	6,200	5,600	41.2	173.0	7,600	7,000	6,400	5,800	205		
210	38.5	168.1	6,600	6,100	5,500	5,000	39.5	166.7	6,900	6,300	5,700	5,200	210		
215	36.7	161.5	6,000	5,400	4,900	4,400	37.6	160.0	6,200	5,600	5,100	4,600	215		
220	34.8	154.4	5,300	4,800	4,300		35.7	152.8	5,500	5,000	4,500	4,000	220		
225	32.8	146.7	4,700	4,200			33.7	145.1	4,900	4,400			225		
230	30.6	138.5	4,100				31.5	136.7	4,200				230		

MLC250 S-2



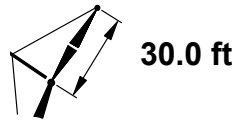
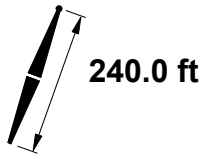
				25°					
				30.0 ft					
				184,600 lb + 44,000 lb					
				0°	1°	2°	3°		
				lb	lb	lb	lb		
ft	°	ft						ft	
50								50	
55								55	
60	80.7	259.5		50,500				60	
65	79.5	258.3		49,100	46,200			65	
70	78.4	257.1		47,800	46,100	41,300		70	
75	77.2	255.7		46,700	45,700	41,200	32,900	75	
80	76.1	254.2		45,500	44,600	41,200	32,900	80	
85	74.9	252.7		44,500	43,600	41,100	32,800	85	
90	73.7	251.0		43,500	42,700	40,900	32,800	90	
95	72.5	249.2		42,500	41,800	38,900	32,700	95	
100	71.3	247.2		41,600	38,900	35,900	32,700	100	
105	70.1	245.2		38,800	35,900	33,200	30,700	105	
110	68.9	243.0		35,800	33,200	30,700	28,500	110	
115	67.7	240.7		33,100	30,700	28,500	26,400	115	
120	66.5	238.3		30,600	28,400	26,400	24,500	120	
125	65.2	235.7		28,400	26,400	24,500	22,800	125	
130	63.9	233.0		26,300	24,500	22,800	21,100	130	
135	62.7	230.2		24,400	22,700	21,100	19,600	135	
140	61.4	227.1		22,600	21,100	19,600	18,200	140	
145	60.0	224.0		21,000	19,600	18,200	16,900	145	
150	58.7	220.7		19,500	18,200	16,900	15,700	150	
155	57.3	217.2		18,100	16,800	15,700	14,500	155	
160	56.0	213.5		16,700	15,600	14,500	13,500	160	
165	54.5	209.6		15,500	14,400	13,400	12,400	165	
170	53.1	205.5		14,300	13,300	12,400	11,500	170	
175	51.6	201.2		13,200	12,300	11,400	10,600	175	
180	50.1	196.7		12,200	11,300	10,500	9,700	180	
185	48.6	192.0		11,200	10,400	9,600	8,900	185	
190	47.0	186.9		10,300	9,600	8,800	8,100	190	
195	45.4	181.6		9,400	8,700	8,000	7,400	195	
200	43.7	175.9		8,600	7,900	7,300	6,700	200	
205	42.0	170.0		7,800	7,200	6,600	6,000	205	
210								210	
215								215	
220								220	
225								225	
230								230	

MLC250 S-2



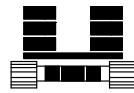
ft	5°							15°							ft
	°	ft	184,600 lb + 44,000 lb				°	ft	184,600 lb + 44,000 lb						
			0°	1°	2°	3°			0°	1°	2°	3°			
lb	lb	lb	lb	lb	lb	lb	lb	lb	lb	lb	lb	lb			
50	81.0	274.4	59,000					81.0	272.6	56,400				50	
55	79.9	273.5	59,000	51,300				79.9	271.6	56,000	48,300			55	
60	78.8	272.5	59,000	50,900	42,100			78.8	270.5	55,600	48,100	41,100		60	
65	77.7	271.4	59,000	50,400	41,800	32,000		77.7	269.4	55,100	47,700	40,900	31,300	65	
70	76.6	270.2	58,600	50,000	41,700	31,900		76.6	268.1	54,800	47,500	40,800	31,100	70	
75	75.5	268.9	58,000	49,600	41,500	31,800		75.5	266.7	54,400	47,300	40,600	31,000	75	
80	74.4	267.5	57,000	49,200	41,300	31,700		74.4	265.2	53,100	47,000	40,500	30,900	80	
85	73.3	266.0	51,800	47,200	41,200	31,600		73.3	263.5	48,500	44,300	40,400	30,900	85	
90	72.2	264.4	47,300	43,200	39,500	31,500		72.2	261.8	44,400	40,700	37,300	30,800	90	
95	71.1	262.7	43,300	39,600	36,300	31,400		71.0	260.0	40,700	37,400	34,400	30,700	95	
100	69.9	260.9	39,700	36,400	33,500	30,700		69.9	258.1	37,500	34,500	31,700	29,200	100	
105	68.8	259.0	36,500	33,600	30,900	28,400		68.7	256.0	34,500	31,800	29,300	27,100	105	
110	67.7	256.9	33,600	31,000	28,500	26,300		67.6	253.8	31,900	29,400	27,200	25,100	110	
115	66.5	254.7	31,000	28,600	26,400	24,300		66.4	251.5	29,500	27,200	25,200	23,200	115	
120	65.3	252.5	28,700	26,500	24,400	22,500		65.2	249.1	27,300	25,200	23,300	21,500	120	
125	64.2	250.0	26,500	24,500	22,600	20,900		64.0	246.5	25,200	23,400	21,600	19,900	125	
130	63.0	247.5	24,500	22,700	20,900	19,300		62.8	243.8	23,400	21,600	20,000	18,500	130	
135	61.8	244.8	22,700	21,000	19,400	17,900		61.6	241.0	21,700	20,000	18,500	17,100	135	
140	60.5	242.0	21,000	19,400	18,000	16,600		60.3	238.0	20,100	18,600	17,200	15,900	140	
145	59.3	239.0	19,500	18,000	16,600	15,300		59.1	234.9	18,600	17,200	15,900	14,700	145	
150	58.1	235.9	18,000	16,700	15,400	14,200		57.8	231.6	17,200	15,900	14,700	13,600	150	
155	56.8	232.7	16,700	15,400	14,200	13,100		56.5	228.2	15,900	14,700	13,600	12,500	155	
160	55.5	229.2	15,400	14,200	13,100	12,100		55.2	224.6	14,700	13,600	12,500	11,500	160	
165	54.2	225.7	14,200	13,100	12,100	11,100		53.9	220.8	13,600	12,500	11,500	10,600	165	
170	52.9	221.9	13,100	12,100	11,100	10,200		52.5	216.8	12,500	11,500	10,600	9,700	170	
175	51.5	217.9	12,100	11,100	10,200	9,300		51.1	212.7	11,500	10,600	9,700	8,900	175	
180	50.1	213.8	11,100	10,200	9,300	8,500		49.7	208.3	10,500	9,700	8,900	8,100	180	
185	48.7	209.4	10,100	9,300	8,500	7,700		48.3	203.7	9,600	8,800	8,100	7,300	185	
190	47.3	204.8	9,300	8,500	7,700	7,000		46.8	198.8	8,800	8,000	7,300	6,600	190	
195	45.8	200.0	8,400	7,700	7,000	6,300		45.3	193.7	8,000	7,300	6,600	5,900	195	
200	44.3	194.9	7,700	7,000	6,300	5,700		43.7	188.3	7,200	6,500	5,900	5,300	200	
205	42.7	189.6	6,900	6,300	5,600	5,000		42.1	182.6	6,500	5,800	5,200	4,700	205	
210	41.1	183.9	6,200	5,600	5,000	4,400		40.4	176.5	5,800	5,200	4,600	4,100	210	
215	39.5	177.9	5,500	4,900	4,400			38.7	170.1	5,100	4,500	4,000		215	
220	37.8	171.5	4,900	4,300				36.9	163.2	4,400				220	
225	36.0	164.7	4,200											225	

MLC250 S-2

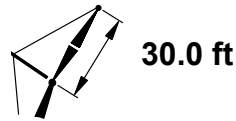
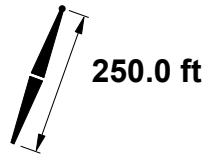


				25°					
				0°					
				1°					
				2°					
				3°					
ft	°	ft	lb	lb	lb	lb	ft	ft	
50							50		
55							55		
60	81.0	269.7	50,900				60		
65	79.9	268.6	49,600	45,800			65		
70	78.8	267.4	48,300	45,700	39,000		70		
75	77.7	266.1	47,200	45,600	38,900	29,500	75		
80	76.6	264.7	46,000	45,100	38,800	29,500	80		
85	75.5	263.2	45,000	44,100	38,700	29,400	85		
90	74.4	261.5	44,000	43,200	38,700	29,300	90		
95	73.2	259.8	43,100	41,700	38,300	29,300	95		
100	72.1	258.0	41,800	38,400	35,300	29,300	100		
105	70.9	256.0	38,400	35,400	32,600	29,200	105		
110	69.8	253.9	35,400	32,700	30,200	27,800	110		
115	68.6	251.7	32,700	30,200	27,900	25,800	115		
120	67.4	249.4	30,200	28,000	25,900	23,900	120		
125	66.2	246.9	28,000	25,900	24,000	22,200	125		
130	65.0	244.4	25,900	24,000	22,200	20,600	130		
135	63.8	241.7	24,000	22,200	20,600	19,100	135		
140	62.6	238.8	22,200	20,600	19,100	17,700	140		
145	61.3	235.8	20,600	19,100	17,700	16,400	145		
150	60.0	232.6	19,100	17,700	16,400	15,100	150		
155	58.8	229.3	17,700	16,400	15,200	14,000	155		
160	57.4	225.9	16,400	15,100	14,000	12,900	160		
165	56.1	222.2	15,100	14,000	12,900	11,900	165		
170	54.8	218.4	13,900	12,900	11,900	10,900	170		
175	53.4	214.4	12,900	11,900	10,900	10,000	175		
180	52.0	210.1	11,800	10,900	10,000	9,200	180		
185	50.6	205.7	10,800	10,000	9,200	8,400	185		
190	49.1	201.0	9,900	9,100	8,300	7,600	190		
195	47.6	196.1	9,000	8,300	7,600	6,900	195		
200	46.0	190.9	8,200	7,500	6,800	6,200	200		
205	44.4	185.4	7,400	6,800	6,100	5,500	205		
210	42.8	179.6	6,700	6,000	5,400	4,900	210		
215							215		
220							220		
225							225		

MLC250 S-2

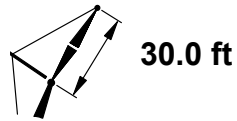
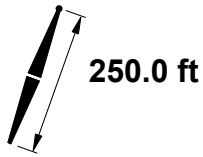


184,600 lb
+
44,000 lb



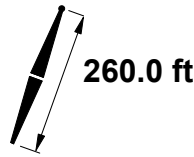
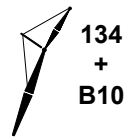
	5°							15°						
	ft	°	ft	184,600 lb + 44,000 lb				ft	°	184,600 lb + 44,000 lb				ft
				0°	1°	2°	3°			0°	1°	2°	3°	
55	80.2	283.7	59,000					80.3	281.8	55,500				55
60	79.2	282.7	59,000	50,300				79.2	280.8	55,200	47,500			60
65	78.2	281.7	58,700	49,800	37,800			78.2	279.6	54,800	47,300	36,900		65
70	77.1	280.5	58,100	49,500	37,600	28,400		77.1	278.4	54,400	47,100	36,800	27,700	70
75	76.0	279.3	57,600	49,100	37,400	28,300		76.0	277.0	54,000	46,800	36,600	27,600	75
80	75.0	277.9	57,000	48,700	37,300	28,100		75.0	275.6	53,300	46,600	36,500	27,500	80
85	73.9	276.5	52,000	47,200	37,100	28,000		73.9	274.1	48,700	44,300	36,400	27,400	85
90	72.9	275.0	47,500	43,200	36,900	27,900		72.8	272.4	44,600	40,700	36,300	27,300	90
95	71.8	273.3	43,500	39,700	36,300	27,900		71.7	270.7	40,900	37,500	34,400	27,300	95
100	70.7	271.6	39,900	36,500	33,400	27,800		70.6	268.8	37,700	34,600	31,700	27,200	100
105	69.6	269.7	36,700	33,600	30,900	27,700		69.5	266.8	34,700	31,900	29,300	27,000	105
110	68.5	267.7	33,800	31,100	28,500	26,200		68.4	264.7	32,100	29,500	27,200	25,000	110
115	67.4	265.7	31,200	28,700	26,400	24,300		67.3	262.5	29,600	27,300	25,200	23,200	115
120	66.3	263.5	28,800	26,600	24,400	22,500		66.2	260.2	27,400	25,300	23,300	21,500	120
125	65.1	261.2	26,700	24,600	22,600	20,800		65.0	257.8	25,400	23,500	21,600	19,900	125
130	64.0	258.7	24,700	22,800	21,000	19,300		63.9	255.2	23,500	21,700	20,100	18,500	130
135	62.9	256.2	22,900	21,100	19,400	17,900		62.7	252.5	21,800	20,200	18,600	17,100	135
140	61.7	253.5	21,200	19,500	18,000	16,600		61.5	249.7	20,200	18,700	17,200	15,900	140
145	60.5	250.7	19,600	18,100	16,700	15,300		60.3	246.7	18,700	17,300	16,000	14,700	145
150	59.3	247.7	18,200	16,800	15,400	14,200		59.1	243.6	17,400	16,000	14,800	13,600	150
155	58.1	244.6	16,800	15,500	14,300	13,100		57.9	240.3	16,100	14,800	13,700	12,500	155
160	56.9	241.4	15,600	14,300	13,200	12,100		56.7	236.9	14,900	13,700	12,600	11,600	160
165	55.7	238.0	14,400	13,200	12,200	11,100		55.4	233.3	13,700	12,600	11,600	10,600	165
170	54.4	234.4	13,300	12,200	11,200	10,200		54.1	229.6	12,700	11,600	10,700	9,800	170
175	53.1	230.7	12,200	11,200	10,300	9,400		52.8	225.6	11,700	10,700	9,800	8,900	175
180	51.8	226.7	11,200	10,300	9,400	8,600		51.5	221.5	10,700	9,800	9,000	8,100	180
185	50.5	222.6	10,300	9,400	8,600	7,800		50.1	217.2	9,800	9,000	8,200	7,400	185
190	49.2	218.3	9,400	8,600	7,800	7,100		48.7	212.7	9,000	8,200	7,400	6,700	190
195	47.8	213.8	8,600	7,800	7,100	6,400		47.3	207.9	8,100	7,400	6,700	6,000	195
200	46.4	209.1	7,800	7,100	6,400	5,700		45.9	202.9	7,400	6,700	6,000	5,400	200
205	44.9	204.1	7,100	6,400	5,700	5,100		44.4	197.6	6,600	6,000	5,400	4,800	205
210	43.5	198.9	6,400	5,700	5,100	4,500		42.8	192.1	5,900	5,300	4,700	4,200	210
215	41.9	193.4	5,700	5,100	4,500			41.3	186.2	5,300	4,700	4,100		215
220	40.4	187.5	5,000	4,500				39.6	180.0	4,600	4,100			220
225	38.7	181.4	4,400					37.9	173.4	4,000				225
230														230

MLC250 S-2



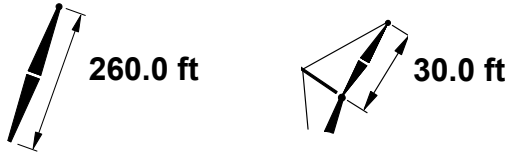
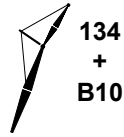
				25°					
				0°					
				1°					
				2°					
				3°					
ft	°	ft	lb	lb	lb	lb	lb	ft	
55								55	
60								60	
65	80.3	278.8	50,000					65	
70	79.2	277.7	48,800	45,300				70	
75	78.2	276.4	47,600	45,200	35,200			75	
80	77.1	275.1	46,500	45,100	35,100	26,300		80	
85	76.0	273.6	45,500	44,600	35,000	26,200		85	
90	74.9	272.0	44,500	43,700	34,900	26,200		90	
95	73.8	270.4	43,600	41,800	34,800	26,100		95	
100	72.8	268.6	41,900	38,400	34,800	26,100		100	
105	71.6	266.7	38,600	35,500	32,600	26,000		105	
110	70.5	264.7	35,600	32,800	30,200	26,000		110	
115	69.4	262.6	32,900	30,300	27,900	25,700		115	
120	68.3	260.4	30,400	28,100	25,900	23,900		120	
125	67.1	258.1	28,200	26,000	24,000	22,100		125	
130	66.0	255.6	26,100	24,100	22,300	20,500		130	
135	64.8	253.0	24,200	22,400	20,700	19,100		135	
140	63.7	250.3	22,400	20,700	19,200	17,700		140	
145	62.5	247.4	20,800	19,200	17,800	16,400		145	
150	61.3	244.4	19,300	17,800	16,500	15,200		150	
155	60.0	241.3	17,900	16,500	15,200	14,000		155	
160	58.8	238.0	16,500	15,300	14,100	13,000		160	
165	57.5	234.6	15,300	14,100	13,000	12,000		165	
170	56.3	230.9	14,100	13,000	12,000	11,000		170	
175	55.0	227.1	13,000	12,000	11,000	10,100		175	
180	53.6	223.2	12,000	11,100	10,100	9,300		180	
185	52.3	219.0	11,000	10,100	9,300	8,500		185	
190	50.9	214.6	10,100	9,300	8,500	7,700		190	
195	49.5	210.0	9,200	8,400	7,700	7,000		195	
200	48.1	205.2	8,400	7,700	6,900	6,300		200	
205	46.6	200.1	7,600	6,900	6,200	5,600		205	
210	45.1	194.8	6,900	6,200	5,600	5,000		210	
215	43.5	189.1	6,100	5,500	4,900	4,400		215	
220	41.9	183.2	5,500	4,900	4,300			220	
225								225	
230								230	

MLC250 S-2



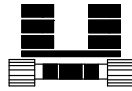
	5°			15°			
	ft	°	ft	lb	ft	lb	
55	80.6	293.8	59,000				55
60	79.6	292.9	58,500				60
65	78.6	291.9	58,000				65
70	77.6	290.8	57,500				70
75	76.5	289.6	57,000				75
80	75.5	288.3	56,500	76.5	287.4	53,500	80
85	74.5	286.9	51,600	75.5	286.0	52,900	85
90	73.5	285.4	47,000	74.5	284.5	48,300	90
95	72.4	283.9	43,000	73.4	282.9	44,200	95
100	71.4	282.2	39,500	72.4	281.3	40,500	100
105	70.3	280.4	36,300	71.3	279.5	37,300	105
110	69.3	278.5	33,400	70.3	277.6	34,300	110
115	68.2	276.5	30,800	69.2	275.6	31,700	115
120	67.1	274.4	28,400	68.1	273.5	29,200	120
125	66.1	272.2	26,200	67.1	271.2	27,000	125
130	65.0	269.8	24,300	66.0	268.9	25,000	130
135	63.9	267.4	22,400	64.9	266.4	23,100	135
140	62.8	264.8	20,700	63.7	263.9	21,400	140
145	61.6	262.1	19,200	62.6	261.2	19,800	145
150	60.5	259.3	17,700	61.5	258.3	18,300	150
155	59.4	256.4	16,400	60.3	255.4	16,900	155
160	58.2	253.3	15,100	59.2	252.3	15,600	160
165	57.0	250.0	13,900	58.0	249.0	14,400	165
170	55.8	246.7	12,800	56.8	245.6	13,300	170
175	54.6	243.1	11,800	55.6	242.1	12,200	175
180	53.4	239.4	10,800	54.3	238.3	11,200	180
185	52.1	235.5	9,900	53.1	234.4	10,300	185
190	50.9	231.5	9,000	51.8	230.4	9,400	190
195	49.6	227.3	8,200	50.5	226.1	8,500	195
200	48.3	222.8	7,400	49.2	221.7	7,700	200
205	46.9	218.2	6,600	47.8	217.0	6,900	205
210	45.5	213.3	5,900	46.4	212.1	6,200	210
215	44.1	208.2	5,200	45.0	206.9	5,500	215
220	42.7	202.8	4,600	43.5	201.5	4,900	220
225	41.2	197.1	4,000	42.0	195.8	4,200	225

MLC250 S-2

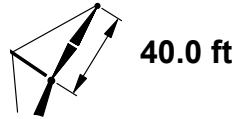
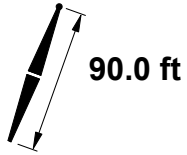


		25°			
				0°	
ft	°	ft	lb	ft	
55				55	
60				60	
65	80.6	289.0	50,400	65	
70	79.6	287.9	49,200	70	
75	78.6	286.7	48,100	75	
80	77.6	285.4	47,000	80	
85	76.5	284.0	46,000	85	
90	75.5	282.5	45,000	90	
95	74.4	280.9	44,100	95	
100	73.4	279.2	41,600	100	
105	72.3	277.4	38,200	105	
110	71.3	275.5	35,200	110	
115	70.2	273.5	32,500	115	
120	69.1	271.4	30,000	120	
125	68.0	269.1	27,800	125	
130	66.9	266.8	25,700	130	
135	65.8	264.3	23,800	135	
140	64.7	261.7	22,000	140	
145	63.5	258.9	20,400	145	
150	62.4	256.1	18,900	150	
155	61.2	253.1	17,500	155	
160	60.0	250.0	16,100	160	
165	58.8	246.7	14,900	165	
170	57.6	243.3	13,700	170	
175	56.4	239.7	12,600	175	
180	55.2	235.9	11,600	180	
185	53.9	232.0	10,600	185	
190	52.6	227.9	9,700	190	
195	51.3	223.6	8,800	195	
200	49.9	219.0	8,000	200	
205	48.6	214.3	7,200	205	
210	47.2	209.3	6,500	210	
215	45.7	204.1	5,700	215	
220	44.2	198.6	5,100	220	
225	42.7	192.8	4,400	225	

MLC250 S-2

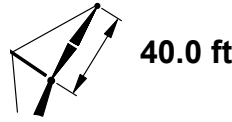
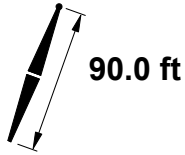
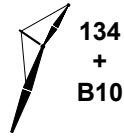


184,600 lb
+
44,000 lb



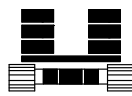
	5°							15°						
			184,600 lb + 44,000 lb						184,600 lb + 44,000 lb					
	ft	°	ft	0° lb	1° lb	2° lb	3° lb	°	ft	0° lb	1° lb	2° lb	3° lb	ft
30	80.7	135.7	55,300											30
35	78.5	134.6	53,600	45,400	39,400									35
40	76.2	133.3	52,200	44,300	38,600	34,300	79.3	132.3	48,200	41,400				40
45	73.9	131.8	50,800	43,300	37,900	33,700	77.0	130.8	47,300	40,700	35,900	32,100		45
50	71.6	130.1	49,500	42,400	37,100	33,100	74.6	129.0	46,400	40,100	35,400	31,700		50
55	69.2	128.1	48,400	41,500	36,500	32,600	72.2	127.1	45,500	39,500	35,000	31,400		55
60	66.8	125.9	47,300	40,700	35,800	32,000	69.8	124.8	44,700	39,000	34,500	31,000		60
65	64.3	123.4	46,100	39,900	35,200	31,500	67.3	122.3	44,100	38,400	34,100	30,700		65
70	61.8	120.7	45,200	39,200	34,700	31,100	64.8	119.6	41,900	38,000	33,700	30,400		70
75	59.2	117.7	44,300	38,500	34,200	30,700	62.1	116.5	39,700	37,500	33,400	30,100		75
80	56.6	114.3	43,500	37,900	33,700	30,300	59.5	113.1	37,800	37,100	33,100	30,000		80
85	53.8	110.6	42,800	37,300	33,200	29,900	56.7	109.3	36,000	35,900	32,900	29,700		85
90	51.0	106.5	41,000	36,800	32,800	29,600	53.8	105.2	34,500	34,300	32,700	29,600		90
95	48.0	101.9	38,900	36,400	32,400	29,300	50.8	100.5	33,000	33,000	32,500	29,400		95
100	44.8	96.8	37,000	35,900	32,100	29,000	47.6	95.4	31,700	31,600	31,500	29,300		100
105	41.5	91.2	35,400	35,000	31,800	28,800	44.2	89.6	30,600	30,500	30,400	29,300		105
110	37.9	84.7	33,800	33,400	31,600	28,600	40.5	83.0	29,500	29,500	29,400	29,200		110
115	34.0	77.3	32,400	32,000	31,400	28,500	36.5	75.5	28,600	28,600	28,500	28,400		115
120	29.6	68.7	31,100	30,800	30,600	28,500	31.9	66.5	27,800	27,800	27,700	27,700		120
125	24.4	58.0	30,000	29,700	29,500	28,500								125

MLC250 S-2

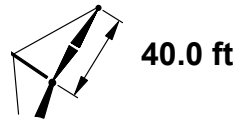
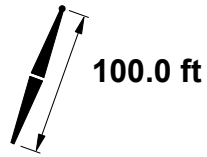


		25°					
		0°					
		1°					
		2°					
		3°					
ft	°	ft	lb	lb	lb	lb	ft
30							30
35							35
40							40
45	80.1	128.6	39,400				45
50	77.7	126.8	37,400	36,600	33,900	30,400	50
55	75.2	124.8	35,600	34,900	33,600	30,300	55
60	72.8	122.5	34,000	33,400	32,800	30,100	60
65	70.2	120.0	32,500	32,000	31,500	30,000	65
70	67.6	117.1	31,200	30,800	30,300	29,900	70
75	65.0	114.0	30,000	29,600	29,200	28,900	75
80	62.2	110.5	29,000	28,600	28,300	28,000	80
85	59.3	106.6	28,000	27,700	27,400	27,100	85
90	56.4	102.4	27,100	26,900	26,600	26,400	90
95	53.3	97.6	26,300	26,100	25,900	25,700	95
100	50.0	92.3	25,600	25,400	25,300	25,100	100
105	46.4	86.2	25,000	24,900	24,700	24,600	105
110							110
115							115
120							120
125							125

MLC250 S-2

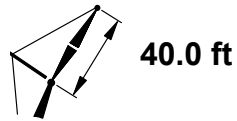
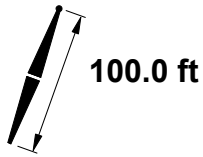


184,600 lb
+
44,000 lb



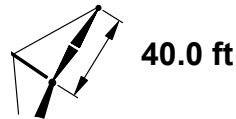
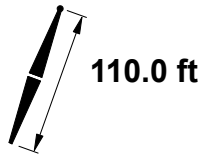
		5°						15°							
				0°	1°	2°	3°			0°	1°	2°	3°		
ft	°	ft	lb	lb	lb	lb	°	ft	lb	lb	lb	lb	ft		
35	79.3	144.9	54,100	45,500										35	
40	77.2	143.7	52,700	44,600										40	
45	75.1	142.3	51,400	43,700	38,800	34,400								45	
50	72.9	140.7	50,200	42,800	38,100	33,900								50	
55	70.8	138.9	49,000	41,900	37,400	33,300								55	
60	68.6	136.9	47,900	41,100	36,800	32,800								60	
65	66.3	134.6	46,900	40,400	36,200	32,300								65	
70	64.0	132.1	46,000	39,700	35,600	31,900								70	
75	61.7	129.4	45,100	39,100	35,100	31,400								75	
80	59.3	126.3	44,300	38,400	34,500	31,000								80	
85	56.8	123.0	43,500	37,900	34,100	30,600								85	
90	54.3	119.3	42,800	37,300	33,600	30,300								90	
95	51.7	115.3	42,000	36,800	33,200	29,900								95	
100	48.9	110.9	41,600	36,400	32,800	29,600								100	
105	46.1	106.1	39,600	36,000	32,500	29,300								105	
110	43.1	100.7	37,700	36,000	32,200	29,100								110	
115	39.9	94.7	37,000	35,700	31,900	28,800								115	
120	36.4	87.9	36,100	35,700	31,900	28,800								120	
125	32.7	80.2	34,600	34,200	31,700	28,700								125	
130	28.4	71.1	33,200	32,900	31,500	28,500								130	
135	23.4	60.0	32,000	31,700	31,400	28,500								135	

MLC250 S-2



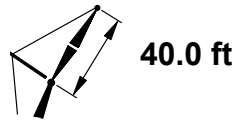
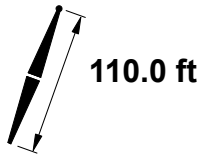
		25°					
		0°					
		1°					
		2°					
		3°					
ft	°	ft	lb	lb	lb	lb	ft
35							35
40							40
45	80.8	139.0	40,200				45
50	78.6	137.3	38,200	37,400	33,900		50
55	76.4	135.5	36,400	35,700	33,600	30,300	55
60	74.1	133.4	34,800	34,200	33,500	30,200	60
65	71.8	131.1	33,400	32,900	32,300	30,100	65
70	69.5	128.5	32,100	31,600	31,100	29,900	70
75	67.0	125.7	31,000	30,500	30,100	29,700	75
80	64.6	122.5	29,900	29,500	29,100	28,700	80
85	62.0	119.1	28,900	28,600	28,200	27,900	85
90	59.4	115.3	28,000	27,700	27,400	27,100	90
95	56.7	111.2	27,200	26,900	26,700	26,400	95
100	53.8	106.6	26,500	26,200	26,000	25,800	100
105	50.8	101.5	25,800	25,600	25,400	25,200	105
110	47.7	95.8	25,200	25,100	24,900	24,800	110
115	44.3	89.4	24,700	24,600	24,400	24,300	115
120							120
125							125
130							130
135							135

MLC250 S-2



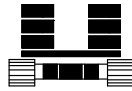
	5°						15°							
	ft	°	ft	0° lb	1° lb	2° lb	3° lb	°	ft	0° lb	1° lb	2° lb		3° lb
35	80.0	155.1	54,400											35
40	78.1	154.0	53,000	44,900	39,000			80.8	152.9	48,600				40
45	76.1	152.7	51,800	43,900	38,300	34,000		78.8	151.6	47,800	41,100	36,100		45
50	74.1	151.2	50,600	43,100	37,700	33,500		76.8	150.1	47,100	40,500	35,700	31,900	50
55	72.1	149.5	49,600	42,300	37,100	33,000		74.7	148.4	46,300	40,000	35,200	31,600	55
60	70.1	147.7	48,500	41,500	36,400	32,500		72.7	146.5	45,600	39,500	34,900	31,300	60
65	68.0	145.6	47,600	40,800	35,900	32,100		70.6	144.4	45,000	39,000	34,500	31,000	65
70	65.9	143.3	46,600	40,200	35,400	31,700		68.5	142.1	44,300	38,500	34,200	30,800	70
75	63.7	140.8	45,800	39,500	34,900	31,300		66.3	139.6	43,300	38,100	33,900	30,500	75
80	61.6	138.0	44,900	38,900	34,400	30,900		64.1	136.8	41,300	37,800	33,600	30,300	80
85	59.3	135.0	44,200	38,400	34,000	30,500		61.9	133.8	39,500	37,400	33,300	30,000	85
90	57.0	131.7	43,500	37,800	33,600	30,200		59.5	130.4	37,800	37,100	33,100	29,900	90
95	54.7	128.1	42,900	37,300	33,200	29,900		57.2	126.8	36,300	36,200	32,900	29,700	95
100	52.3	124.2	42,000	36,900	32,800	29,600		54.7	122.8	34,900	34,800	32,700	29,600	100
105	49.7	119.9	40,100	36,500	32,500	29,400		52.2	118.5	33,700	33,600	32,500	29,500	105
110	47.1	115.2	38,300	36,100	32,200	29,100		49.5	113.7	32,500	32,400	32,200	29,300	110
115	44.4	110.1	36,800	35,800	31,900	28,900		46.7	108.5	31,400	31,400	31,200	29,300	115
120	41.5	104.4	35,200	34,100	31,800	28,700		43.8	102.7	30,500	30,400	30,300	29,300	120
125	38.4	98.1	33,000	32,100	31,100	28,600		40.6	96.3	29,600	29,500	29,400	29,200	125
130	35.1	91.0	31,000	30,200	29,300	28,500		37.3	89.1	28,800	28,800	28,700	28,500	130
135	31.5	82.9	29,200	28,400	27,700	26,900		33.5	80.8	28,100	28,000	28,000	27,200	135
140	27.4	73.4	27,500	26,800	26,200	25,500								140
145	22.5	61.8	25,900	25,300	24,700	24,200								145

MLC250 S-2

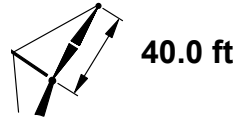
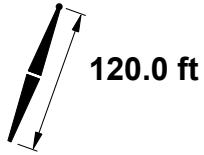


				25°					
				184,600 lb + 44,000 lb					
				0°	1°	2°	3°		
				lb	lb	lb	lb		
ft	°	ft	ft	lb	lb	lb	lb	ft	ft
35								35	
40								40	
45								45	
50	79.4	147.8		38,900	38,000			50	
55	77.4	146.1		37,200	36,400	33,700	30,300	55	
60	75.3	144.2		35,600	35,000	33,500	30,200	60	
65	73.2	142.0		34,200	33,600	33,000	30,100	65	
70	71.0	139.7		33,000	32,400	31,900	30,000	70	
75	68.8	137.1		31,800	31,300	30,800	29,900	75	
80	66.5	134.2		30,700	30,300	29,900	29,500	80	
85	64.2	131.1		29,700	29,400	29,000	28,600	85	
90	61.9	127.7		28,900	28,500	28,200	27,900	90	
95	59.4	124.0		28,000	27,700	27,400	27,100	95	
100	56.9	119.9		27,300	27,000	26,700	26,500	100	
105	54.3	115.5		26,600	26,400	26,100	25,900	105	
110	51.6	110.6		26,000	25,800	25,600	25,400	110	
115	48.7	105.2		25,400	25,200	25,100	24,900	115	
120	45.7	99.2		24,900	24,800	24,600	24,500	120	
125								125	
130								130	
135								135	
140								140	
145								145	

MLC250 S-2

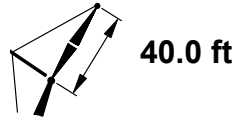
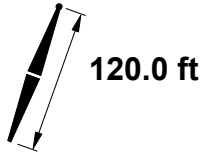
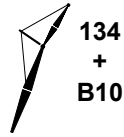


184,600 lb
+
44,000 lb



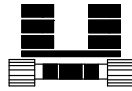
	5°						15°									
			184,600 lb + 44,000 lb						184,600 lb + 44,000 lb							
	ft	°	ft	0° lb	1° lb	2° lb	3° lb	ft	°	ft	0° lb	1° lb		2° lb	3° lb	ft
35	80.7	165.3	54,600													35
40	78.8	164.2	53,300	45,000	39,000											40
45	77.0	163.0	52,200	44,100	38,400	34,100		79.5	161.9	48,000	41,200					45
50	75.1	161.6	51,000	43,300	37,800	33,600		77.6	160.5	47,200	40,600	35,700	31,900			50
55	73.3	160.1	50,000	42,600	37,200	33,100		75.7	159.0	46,500	40,100	35,300	31,700			55
60	71.4	158.4	49,000	41,800	36,700	32,700		73.8	157.2	45,800	39,600	35,000	31,400			60
65	69.4	156.4	48,100	41,100	36,200	32,300		71.9	155.3	45,300	39,200	34,700	31,100			65
70	67.5	154.3	47,200	40,600	35,700	31,900		69.9	153.1	44,700	38,800	34,300	30,900			70
75	65.5	152.0	46,300	39,900	35,200	31,500		67.9	150.8	44,200	38,400	34,100	30,600			75
80	63.5	149.4	45,500	39,300	34,700	31,100		65.9	148.2	43,000	38,000	33,700	30,400			80
85	61.5	146.7	44,900	38,800	34,300	30,800		63.8	145.4	41,000	37,600	33,500	30,200			85
90	59.4	143.7	44,200	38,300	33,900	30,500		61.7	142.4	39,300	37,400	33,200	30,000			90
95	57.2	140.4	43,500	37,800	33,500	30,200		59.6	139.1	37,800	37,000	33,100	29,800			95
100	55.0	136.8	42,900	37,300	33,100	29,800		57.4	135.5	36,400	36,300	32,900	29,700			100
105	52.8	133.0	42,300	36,900	32,800	29,600		55.1	131.6	35,100	35,000	32,700	29,600			105
110	50.4	128.8	39,800	36,500	32,500	29,400		52.7	127.4	33,900	33,900	32,500	29,500			110
115	48.0	124.3	37,300	35,900	32,300	29,100		50.3	122.8	32,800	32,700	32,500	29,300			115
120	45.5	119.3	34,900	33,700	32,000	28,900		47.7	117.8	31,800	31,800	31,500	29,300			120
125	42.9	113.9	32,700	31,600	30,600	28,700		45.0	112.3	30,900	30,800	30,600	29,300			125
130	40.1	107.9	30,700	29,800	28,800	27,900		42.2	106.2	30,000	29,900	29,200	28,300			130
135	37.1	101.3	28,900	28,000	27,200	26,400		39.2	99.5	29,200	28,400	27,500	26,700			135
140	33.9	93.9	27,200	26,400	25,700	24,900		35.9	91.9	27,500	26,700	26,000	25,200			140
145	30.4	85.5	25,600	24,900	24,300	23,600		32.3	83.3	25,900	25,200	24,500	23,800			145
150	26.4	75.6	24,100	23,500	22,900	22,400										150
155	21.8	63.6	22,700	22,200	21,700	21,200										155

MLC250 S-2

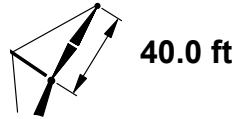
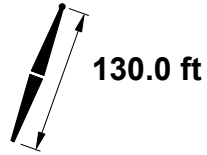


		25°					
		0°					
		1°					
		2°					
		3°					
ft	°	ft	lb	lb	lb	lb	ft
35							35
40							40
45							45
50	80.1	158.2	39,500				50
55	78.2	156.6	37,900	37,100	33,700		55
60	76.3	154.8	36,300	35,600	33,600	30,200	60
65	74.3	152.8	35,000	34,300	33,400	30,100	65
70	72.3	150.7	33,700	33,100	32,600	30,000	70
75	70.3	148.3	32,600	32,000	31,500	29,900	75
80	68.2	145.7	31,500	31,000	30,600	29,800	80
85	66.1	142.8	30,500	30,100	29,700	29,300	85
90	64.0	139.7	29,600	29,200	28,900	28,500	90
95	61.8	136.3	28,800	28,500	28,100	27,800	95
100	59.5	132.7	28,000	27,700	27,400	27,200	100
105	57.1	128.7	27,300	27,100	26,800	26,600	105
110	54.7	124.4	26,700	26,500	26,200	26,000	110
115	52.2	119.6	26,100	25,900	25,700	25,500	115
120	49.6	114.5	25,600	25,400	25,200	25,000	120
125	46.8	108.8	25,100	24,900	24,800	24,600	125
130	43.9	102.5	24,600	24,500	24,400	24,300	130
135							135
140							140
145							145
150							150
155							155

MLC250 S-2

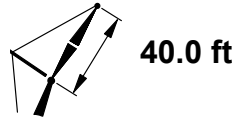
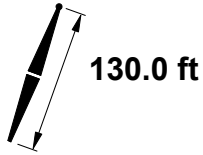
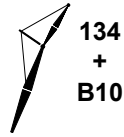


184,600 lb
+
44,000 lb



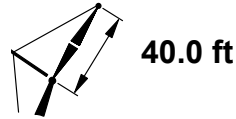
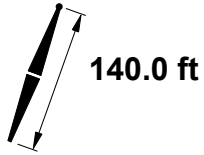
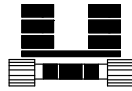
	5°							15°						
			184,600 lb + 44,000 lb						184,600 lb + 44,000 lb					
	ft	°	ft	0° lb	1° lb	2° lb	3° lb	°	ft	0° lb	1° lb	2° lb	3° lb	ft
40	79.5	174.5	53,500	45,100				80.1	172.2	48,100				40
45	77.8	173.3	52,500	44,200	38,500	34,100		78.4	170.9	47,400	40,800	35,800	31,700	45
50	76.0	172.0	51,400	43,500	37,900	33,600		76.6	169.4	46,800	40,300	35,500	31,400	50
55	74.3	170.6	50,400	42,800	37,300	33,200		74.8	167.8	46,200	39,800	35,100	31,400	55
60	72.5	169.0	49,400	42,100	36,800	32,800		73.0	166.0	45,500	39,400	34,800	31,200	60
65	70.7	167.2	48,500	41,400	36,300	32,400	73.0	166.0	45,500	39,400	34,800	31,200	65	
70	68.9	165.2	47,700	40,900	35,900	32,000	71.2	164.0	45,000	39,000	34,500	31,000	70	
75	67.1	163.0	46,800	40,300	35,400	31,700	69.3	161.8	44,400	38,600	34,200	30,700	75	
80	65.2	160.7	46,100	39,700	35,000	31,300	67.5	159.4	44,000	38,200	33,900	30,500	80	
85	63.3	158.1	45,400	39,200	34,500	30,900	65.6	156.9	42,600	37,900	33,700	30,300	85	
90	61.4	155.3	44,700	38,700	34,200	30,600	63.6	154.1	40,900	37,600	33,400	30,100	90	
95	59.4	152.3	44,000	38,200	33,800	30,300	61.6	151.0	39,300	37,400	33,300	29,900	95	
100	57.4	149.1	43,500	37,800	33,400	30,000	59.6	147.8	37,800	37,100	33,000	29,800	100	
105	55.3	145.6	42,300	37,300	33,100	29,800	57.5	144.2	36,500	36,400	32,900	29,700	105	
110	53.2	141.8	39,400	36,900	32,800	29,600	55.4	140.4	35,300	35,200	32,700	29,600	110	
115	51.1	137.7	36,800	35,400	32,500	29,400	53.2	136.3	34,100	34,100	32,600	29,500	115	
120	48.8	133.3	34,500	33,100	31,900	29,100	50.9	131.8	33,100	33,000	32,400	29,400	120	
125	46.5	128.5	32,300	31,100	30,000	28,900	48.5	127.0	32,100	31,600	30,500	29,300	125	
130	44.0	123.3	30,300	29,200	28,200	27,200	46.1	121.7	30,800	29,700	28,700	27,600	130	
135	41.5	117.6	28,500	27,500	26,600	25,700	43.5	115.9	28,900	27,900	27,000	26,100	135	
140	38.8	111.4	26,800	25,900	25,100	24,200	40.7	109.6	27,200	26,300	25,400	24,600	140	
145	35.9	104.5	25,200	24,400	23,700	22,900	37.8	102.6	25,500	24,800	24,000	23,200	145	
150	32.8	96.8	23,800	23,000	22,400	21,700	34.7	94.7	24,000	23,300	22,600	22,000	150	
155	29.4	88.0	22,400	21,800	21,100	20,500							155	
160	25.6	77.8	21,100	20,500	20,000	19,500							160	
165	21.1	65.4	19,900	19,400	18,900	18,400							165	

MLC250 S-2



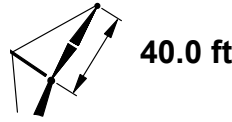
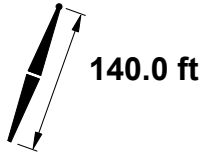
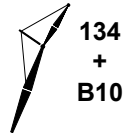
		25°					
		0°					
		1°					
		2°					
		3°					
ft	°	ft	lb	lb	lb	lb	ft
40							40
45							45
50	80.7	168.5	40,100				50
55	79.0	167.0	38,500	37,600	33,700		55
60	77.1	165.4	37,000	36,200	33,600	30,200	60
65	75.3	163.5	35,700	35,000	33,500	30,100	65
70	73.5	161.5	34,400	33,800	33,200	30,000	70
75	71.6	159.3	33,300	32,700	32,200	29,900	75
80	69.7	156.9	32,200	31,700	31,200	29,900	80
85	67.7	154.2	31,300	30,800	30,400	29,900	85
90	65.7	151.4	30,400	29,900	29,500	29,200	90
95	63.7	148.3	29,500	29,200	28,800	28,400	95
100	61.6	145.0	28,800	28,400	28,100	27,800	100
105	59.5	141.3	28,100	27,700	27,400	27,200	105
110	57.3	137.4	27,400	27,100	26,900	26,600	110
115	55.1	133.2	26,800	26,500	26,300	26,100	115
120	52.7	128.6	26,200	26,000	25,800	25,600	120
125	50.3	123.7	25,700	25,500	25,300	25,200	125
130	47.8	118.2	25,200	25,100	24,900	24,800	130
135	45.1	112.3	24,800	24,700	24,500	24,400	135
140							140
145							145
150							150
155							155
160							160
165							165

MLC250 S-2



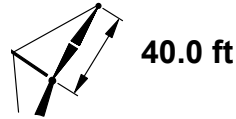
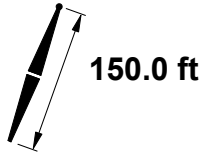
	5°							15°						
			184,600 lb + 44,000 lb						184,600 lb + 44,000 lb					
	ft	°	ft	0° lb	1° lb	2° lb	3° lb	°	ft	0° lb	1° lb	2° lb	3° lb	ft
40	80.1	184.7	53,700	44,300	38,500	33,700	80.7	182.5	48,200	40,800	35,500	31,700	40	
45	78.5	183.6	52,700	43,700	37,900	33,200	79.0	181.2	47,600	40,400	35,100	31,400	45	
50	76.8	182.4	51,700	43,000	37,500	32,900	77.4	179.9	47,000	40,000	34,700	31,100	50	
55	75.2	181.0	50,600	42,300	36,900	32,500	75.7	178.3	46,400	39,900	34,300	30,900	55	
60	73.5	179.5	49,800	41,700	36,400	32,100	74.0	176.6	45,800	39,500	33,900	30,700	60	
65	71.8	177.8	48,900	41,100	36,000	31,800	72.3	174.8	45,300	39,100	33,500	30,600	65	
70	70.1	176.0	48,100	40,500	35,600	31,400	70.6	172.7	44,700	38,800	33,100	30,400	70	
75	68.4	173.9	47,300	40,000	35,200	31,100	68.8	170.5	44,300	38,400	32,700	30,300	75	
80	66.7	171.7	46,500	39,400	34,700	30,800	67.0	168.1	43,800	38,100	32,300	30,200	80	
85	64.9	169.3	45,900	39,000	34,400	30,500	65.2	165.5	42,300	37,800	31,900	30,000	85	
90	63.1	166.8	45,200	38,500	34,100	30,300	63.4	162.7	40,700	37,500	31,500	29,900	90	
95	61.3	164.0	44,600	38,100	33,700	30,000	61.5	159.7	39,200	37,300	31,100	29,800	95	
100	59.4	161.0	43,900	37,700	33,400	29,700	59.6	156.4	37,900	37,000	30,700	29,600	100	
105	57.6	157.8	41,900	37,200	33,100	29,500	57.7	152.9	36,600	36,500	30,300	29,500	105	
110	55.6	154.3	39,100	36,500	32,800	29,300	55.7	149.2	35,400	35,400	30,000	29,300	110	
115	53.6	150.6	36,500	35,900	32,800	29,300	53.6	145.1	34,400	34,400	29,900	29,300	115	
120	51.6	146.6	34,100	35,000	32,800	29,300	51.5	140.8	32,500	33,300	29,800	29,300	120	
125	49.5	142.2	32,000	34,100	32,800	29,300	49.3	136.1	30,500	32,200	29,700	29,300	125	
130	47.3	137.6	30,000	33,100	32,800	29,300	47.0	131.0	28,600	31,100	29,600	29,300	130	
135	45.1	132.6	28,100	32,100	32,800	29,300	44.6	125.4	26,900	30,000	29,500	29,300	135	
140	42.7	127.1	26,500	31,100	32,800	29,300	42.1	119.4	25,300	28,900	29,400	29,300	140	
145	40.2	121.2	24,900	30,100	32,800	29,300	39.4	112.8	23,800	27,800	29,300	29,300	145	
150	37.6	114.7	23,400	29,100	32,800	29,300	36.6	105.5	22,400	26,700	29,200	29,300	150	
155	34.8	107.5	22,100	28,100	32,800	29,300	33.5	97.3	21,000	25,600	29,100	29,300	155	
160	31.8	99.5	20,800	27,100	32,800	29,300							160	
165	28.5	90.5	19,600	26,100	32,800	29,300							165	
170	24.8	79.9	18,400	25,100	32,800	29,300							170	

MLC250 S-2



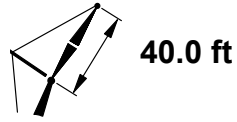
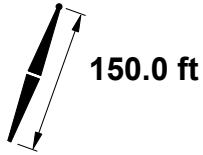
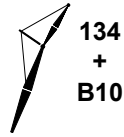
				25°					
				0°					
				0°	1°	2°	3°		
				lb	lb	lb	lb		
ft	°	ft	ft	lb	lb	lb	lb	ft	ft
40								40	
45								45	
50								50	
55	79.6	177.4		39,000	38,100			55	
60	77.9	175.9		37,600	36,800	33,600	30,200	60	
65	76.2	174.1		36,300	35,600	33,500	30,100	65	
70	74.4	172.3		35,100	34,400	33,300	30,000	70	
75	72.7	170.2		33,900	33,400	32,800	30,000	75	
80	70.9	167.9		32,900	32,400	31,800	29,900	80	
85	69.1	165.5		31,900	31,400	31,000	29,800	85	
90	67.3	162.8		31,100	30,600	30,200	29,800	90	
95	65.4	160.0		30,200	29,800	29,400	29,000	95	
100	63.5	156.9		29,500	29,100	28,700	28,400	100	
105	61.5	153.6		28,700	28,400	28,100	27,800	105	
110	59.5	150.0		28,100	27,800	27,500	27,200	110	
115	57.5	146.2		27,400	27,200	26,900	26,600	115	
120	55.4	142.0		26,900	26,600	26,400	26,100	120	
125	53.2	137.6		26,300	26,100	25,900	25,700	125	
130	51.0	132.8		25,800	25,600	25,400	25,300	130	
135	48.6	127.5		25,400	25,200	25,000	24,900	135	
140	46.2	121.8		25,000	24,800	24,700	24,400	140	
145	43.6	115.6		24,600	24,500	23,800	23,000	145	
150								150	
155								155	
160								160	
165								165	
170								170	

MLC250 S-2



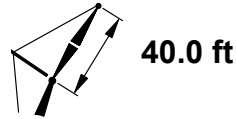
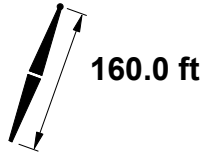
	5°						15°									
	ft	°	ft	0° lb	1° lb	2° lb	3° lb	ft	°	ft	0° lb	1° lb		2° lb	3° lb	ft
40	80.6	194.8	53,700													40
45	79.1	193.8	52,800	44,400												45
50	77.5	192.7	51,800	43,700	38,000	33,700										50
55	76.0	191.4	50,900	43,100	37,500	33,300										55
60	74.4	190.0	50,000	42,400	37,000	32,900										60
65	72.8	188.4	49,200	41,800	36,600	32,500										65
70	71.2	186.6	48,400	41,300	36,100	32,200										70
75	69.6	184.7	47,600	40,700	35,700	31,900										75
80	68.0	182.7	47,000	40,200	35,300	31,500										80
85	66.3	180.4	46,200	39,700	35,000	31,200										85
90	64.7	178.0	45,600	39,300	34,600	30,900										90
95	63.0	175.4	45,000	38,800	34,200	30,700										95
100	61.2	172.6	44,400	38,400	33,900	30,400										100
105	59.5	169.6	41,300	38,000	33,500	30,100										105
110	57.7	166.4	38,500	36,600	33,300	29,900										110
115	55.9	163.0	35,900	34,200	32,600	29,700										115
120	54.0	159.3	33,500	32,000	30,600	29,200										120
125	52.1	155.4	31,400	30,000	28,700	27,400										125
130	50.1	151.2	29,400	28,100	26,900	25,800										130
135	48.1	146.6	27,500	26,400	25,300	24,300										135
140	45.9	141.8	25,900	24,800	23,800	22,900										140
145	43.8	136.5	24,300	23,300	22,400	21,500										145
150	41.5	130.8	22,800	22,000	21,100	20,300										150
155	39.1	124.7	21,500	20,700	19,900	19,200										155
160	36.5	117.9	20,200	19,500	18,800	18,100										160
165	33.8	110.5	19,000	18,300	17,700	17,100										165
170	30.9	102.2	17,900	17,300	16,700	16,100										170
175	27.7	92.8	16,800	16,300	15,800	15,200										175
180	24.1	82.0	15,800	15,300	14,900	14,400										180

MLC250 S-2



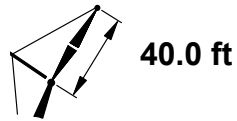
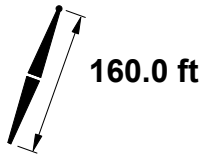
				25°					
				184,600 lb + 44,000 lb					
				0°	1°	2°	3°		
				lb	lb	lb	lb		
ft	°	ft					ft		
40								40	
45								45	
50								50	
55	80.2	187.8	39,600					55	
60	78.6	186.3	38,200	37,300	33,600			60	
65	77.0	184.7	36,900	36,100	33,400	30,000		65	
70	75.3	182.9	35,700	35,000	33,300	30,000		70	
75	73.7	181.0	34,600	33,900	33,200	29,900		75	
80	72.0	178.9	33,500	33,000	32,400	29,800		80	
85	70.3	176.6	32,600	32,100	31,600	29,800		85	
90	68.6	174.1	31,700	31,200	30,800	29,800		90	
95	66.9	171.4	30,900	30,400	30,000	29,600		95	
100	65.1	168.6	30,100	29,700	29,300	28,900		100	
105	63.3	165.5	29,400	29,000	28,600	28,300		105	
110	61.5	162.2	28,700	28,400	28,000	27,700		110	
115	59.6	158.7	28,100	27,800	27,500	27,200		115	
120	57.6	154.9	27,500	27,200	26,900	26,700		120	
125	55.7	150.8	26,900	26,700	26,400	26,200		125	
130	53.6	146.5	26,400	26,200	26,000	25,800		130	
135	51.5	141.8	26,000	25,700	25,600	25,200		135	
140	49.3	136.7	25,500	25,300	24,700	23,700		140	
145	47.1	131.3	25,100	24,100	23,200	22,300		145	
150	44.7	125.3	23,600	22,700	21,800	21,000		150	
155								155	
160								160	
165								165	
170								170	
175								175	
180								180	

MLC250 S-2



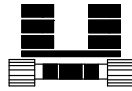
	5°						15°								
	ft	°	ft	184,600 lb + 44,000 lb				ft	°	ft	184,600 lb + 44,000 lb				
				0°	1°	2°	3°				0°	1°		2°	3°
lb	lb	lb	lb	lb	lb	lb	lb	lb	lb	lb	lb	lb	lb		
45	79.6	204.1	52,800	44,400				80.2	201.8	47,700				45	
50	78.2	203.0	51,900	43,700				78.7	200.6	47,100	40,400			50	
55	76.7	201.7	51,100	43,100	38,000							35,400		55	
60	75.2	200.4	50,200	42,500	37,500	33,200							31,400	60	
65	73.7	198.9	49,500	41,900	37,000	32,900								65	
70	72.2	197.2	48,700	41,400	36,100	32,200								70	
75	70.7	195.4	48,000	40,800	35,800	31,800								75	
80	69.2	193.5	47,300	40,400	35,400	31,500								80	
85	67.6	191.4	46,600	39,900	35,000	31,300								85	
90	66.0	189.1	45,900	39,400	34,700	31,000								90	
95	64.4	186.7	45,400	39,000	34,400	30,700								95	
100	62.8	184.1	44,100	38,600	34,000	30,500								100	
105	61.2	181.3	40,900	38,200	33,700	30,200								105	
110	59.5	178.3	38,100	36,100	33,400	30,000								110	
115	57.8	175.1	35,500	33,700	32,000	29,800								115	
120	56.1	171.7	33,100	31,500	30,000	28,500								120	
125	54.3	168.1	31,000	29,500	28,100	26,800								125	
130	52.5	164.2	29,000	27,600	26,400	25,200								130	
135	50.6	160.1	27,200	25,900	24,800	23,700								135	
140	48.7	155.6	25,500	24,400	23,300	22,300								140	
145	46.7	150.9	23,900	22,900	21,900	21,000								145	
150	44.7	145.8	22,500	21,500	20,600	19,700								150	
155	42.6	140.3	21,100	20,200	19,400	18,600								155	
160	40.4	134.4	19,800	19,000	18,300	17,500								160	
165	38.0	128.0	18,600	17,900	17,200	16,500								165	
170	35.6	121.1	17,500	16,800	16,200	15,600								170	
175	32.9	113.4	16,400	15,800	15,300	14,700								175	
180	30.1	104.8	15,400	14,900	14,400	13,800								180	
185	27.0	95.2	14,500	14,000	13,500	13,100								185	
190	23.5	83.9	13,600	13,200	12,700	12,300								190	

MLC250 S-2

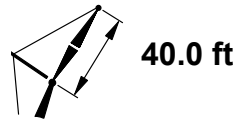
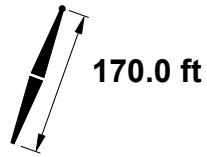


				25°					
				0°					
				1°					
				2°					
				3°					
ft	°	ft	lb	lb	lb	lb	lb	ft	
45								45	
50								50	
55	80.7	198.1	40,000					55	
60	79.2	196.7	38,700	37,800				60	
65	77.7	195.2	37,400	36,600	33,400	30,000		65	
70	76.1	193.5	36,200	35,500	33,200	29,900		70	
75	74.6	191.7	35,100	34,500	33,200	29,900		75	
80	73.0	189.7	34,100	33,500	33,000	29,800		80	
85	71.4	187.5	33,200	32,600	32,100	29,800		85	
90	69.8	185.2	32,300	31,800	31,300	29,700		90	
95	68.2	182.7	31,500	31,000	30,600	29,700		95	
100	66.5	180.0	30,700	30,300	29,900	29,500		100	
105	64.8	177.2	30,000	29,600	29,200	28,800		105	
110	63.1	174.1	29,300	28,900	28,600	28,200		110	
115	61.4	170.9	28,700	28,300	28,000	27,700		115	
120	59.6	167.4	28,100	27,800	27,500	27,200		120	
125	57.8	163.6	27,500	27,200	27,000	26,700		125	
130	55.9	159.6	27,000	26,700	26,500	26,300		130	
135	54.0	155.4	26,500	26,300	25,800	24,700		135	
140	52.0	150.8	26,100	25,300	24,200	23,200		140	
145	50.0	145.9	24,800	23,800	22,800	21,800		145	
150	47.9	140.6	23,300	22,300	21,400	20,500		150	
155	45.6	134.9	21,800	21,000	20,100	19,300		155	
160	43.3	128.8	20,500	19,700	18,900	18,200		160	
165								165	
170								170	
175								175	
180								180	
185								185	
190								190	

MLC250 S-2

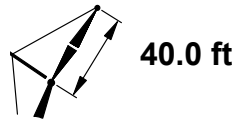
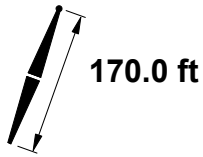


184,600 lb
+
44,000 lb



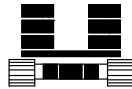
	5°						15°								
	ft	°	ft	184,600 lb + 44,000 lb				ft	°	ft	184,600 lb + 44,000 lb				
				0°	1°	2°	3°				0°	1°		2°	3°
lb	lb	lb	lb	lb	lb	lb	lb	lb	lb	lb	lb	lb	lb		
45	80.1	214.3	52,800					80.7	212.0	47,700				45	
50	78.8	213.2	51,900	43,700	37,800			79.2	210.9	47,200	40,300			50	
55	77.4	212.1	51,100	43,100	37,400	33,100		77.8	209.6	46,700	40,000	35,100	31,300	55	
60	75.9	210.8	50,300	42,500	37,000	32,800		76.4	208.1	46,200	39,600	34,800	31,100	60	
65	74.5	209.3	49,600	42,000	36,600	32,500		75.0	206.6	45,700	39,300	34,600	30,900	65	
70	73.1	207.8	48,900	41,500	36,200	32,200	75.0	206.6	45,700	39,300	34,600	30,900	70		
75	71.7	206.1	48,200	41,000	35,800	31,900	73.5	204.9	45,300	39,000	34,300	30,700	75		
80	70.2	204.2	47,500	40,500	35,500	31,600	72.0	203.0	44,900	38,700	34,100	30,600	80		
85	68.7	202.3	46,900	40,000	35,100	31,300	70.6	201.0	44,400	38,400	33,900	30,400	85		
90	67.2	200.1	46,200	39,600	34,700	31,100	69.1	198.9	44,100	38,200	33,800	30,200	90		
95	65.7	197.8	45,700	39,200	34,400	30,800	67.6	196.6	43,800	37,900	33,500	30,100	95		
100	64.2	195.4	43,700	38,800	34,100	30,600	66.0	194.1	43,100	37,600	33,400	30,000	100		
105	62.7	192.7	40,500	38,200	33,800	30,300	64.5	191.4	41,400	37,500	33,200	29,800	105		
110	61.1	189.9	37,600	35,500	33,500	30,100	62.9	188.6	38,500	36,400	33,000	29,700	110		
115	59.5	187.0	35,000	33,100	31,400	29,700	61.3	185.6	35,800	33,900	32,100	29,600	115		
120	57.9	183.8	32,700	31,000	29,300	27,800	59.7	182.4	33,400	31,700	30,100	28,500	120		
125	56.3	180.4	30,500	28,900	27,500	26,100	58.0	179.0	31,200	29,600	28,100	26,700	125		
130	54.6	176.8	28,500	27,100	25,800	24,500	56.3	175.4	29,200	27,700	26,400	25,100	130		
135	52.9	173.0	26,700	25,400	24,200	23,000	54.6	171.5	27,300	26,000	24,700	23,500	135		
140	51.1	168.9	25,000	23,800	22,700	21,600	52.8	167.4	25,600	24,400	23,200	22,100	140		
145	49.3	164.6	23,400	22,300	21,300	20,300	51.0	163.0	24,000	22,900	21,800	20,800	145		
150	47.4	160.0	22,000	21,000	20,000	19,100	49.1	158.4	22,500	21,500	20,500	19,500	150		
155	45.5	155.0	20,600	19,700	18,800	18,000	47.2	153.4	21,100	20,100	19,200	18,400	155		
160	43.5	149.7	19,400	18,500	17,700	16,900	45.2	148.0	19,800	18,900	18,100	17,300	160		
165	41.5	144.1	18,200	17,400	16,600	15,900	43.1	142.3	18,500	17,800	17,000	16,200	165		
170	39.3	137.9	17,000	16,300	15,600	15,000	40.9	136.1	17,400	16,700	16,000	15,300	170		
175	37.0	131.3	16,000	15,300	14,700	14,100	38.6	129.4	16,300	15,600	15,000	14,300	175		
180	34.7	124.1	15,000	14,400	13,800	13,200	36.1	122.0	15,300	14,700	14,100	13,500	180		
185	32.1	116.2	14,100	13,500	13,000	12,400	33.5	113.9	14,300	13,700	13,200	12,600	185		
190	29.3	107.4	13,200	12,700	12,200	11,700							190		
195	26.3	97.4	12,300	11,900	11,400	11,000							195		
200	22.9	85.9	11,500	11,100	10,700	10,300							200		

MLC250 S-2

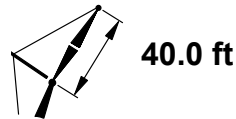
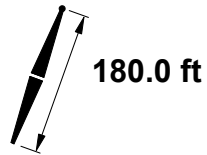


		25°					
		184,600 lb + 44,000 lb					
ft	°	ft	0° lb	1° lb	2° lb	3° lb	ft
45							45
50							50
55							55
60	79.7	207.0	39,100	37,800			60
65	78.3	205.6	37,900	37,100	33,300		65
70	76.8	204.0	36,800	36,000	33,200	29,800	70
75	75.4	202.3	35,700	35,000	33,100	29,700	75
80	73.9	200.4	34,700	34,100	33,100	29,700	80
85	72.4	198.4	33,800	33,200	32,600	29,700	85
90	70.9	196.2	32,900	32,300	31,800	29,700	90
95	69.3	193.9	32,100	31,600	31,100	29,700	95
100	67.8	191.3	31,300	30,800	30,400	29,700	100
105	66.2	188.7	30,600	30,100	29,700	29,300	105
110	64.6	185.8	29,900	29,500	29,100	28,700	110
115	63.0	182.7	29,200	28,900	28,500	28,200	115
120	61.3	179.5	28,700	28,300	28,000	27,700	120
125	59.6	176.0	28,100	27,800	27,500	27,200	125
130	57.9	172.3	27,600	27,300	27,000	25,700	130
135	56.1	168.4	27,100	26,500	25,300	24,100	135
140	54.3	164.2	26,100	24,900	23,700	22,600	140
145	52.5	159.7	24,400	23,300	22,300	21,200	145
150	50.5	155.0	22,900	21,900	20,900	19,900	150
155	48.5	149.9	21,500	20,500	19,600	18,700	155
160	46.5	144.4	20,100	19,300	18,400	17,600	160
165	44.3	138.5	18,800	18,100	17,300	16,500	165
170							170
175							175
180							180
185							185
190							190
195							195
200							200

MLC250 S-2

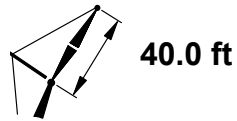
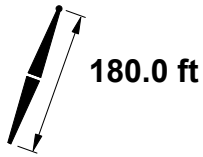


184,600 lb
+
44,000 lb



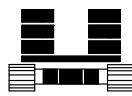
	5°							15°						
			184,600 lb + 44,000 lb						184,600 lb + 44,000 lb					
	ft	°	ft	0° lb	1° lb	2° lb	3° lb	°	ft	0° lb	1° lb	2° lb	3° lb	ft
45	80.6	224.4	52,700											45
50	79.3	223.4	51,900	43,600										50
55	77.9	222.3	51,100	43,000	37,300	33,000								55
60	76.6	221.1	50,400	42,500	36,900	32,700	79.7	221.1	47,100	40,200				60
65	75.2	219.8	49,700	42,000	36,500	32,400	78.4	219.9	46,700	39,900	34,900			65
70	73.9	218.3	49,000	41,400	36,100	32,100	77.0	218.5	46,200	39,500	34,700	31,000		70
75	72.5	216.7	48,300	41,000	35,800	31,800	75.7	217.1	45,700	39,200	34,500	30,800		75
80	71.1	214.9	47,700	40,600	35,500	31,500	74.3	215.4	45,300	38,900	34,300	30,600		80
85	69.7	213.0	47,100	40,100	35,100	31,300	72.9	213.7	45,000	38,600	34,100	30,500		85
90	68.3	211.0	46,500	39,700	34,800	31,000	71.5	211.8	44,600	38,400	33,900	30,300		90
95	66.9	208.8	45,900	39,300	34,400	30,800	70.1	209.7	44,200	38,200	33,700	30,200		95
100	65.5	206.5	45,300	38,900	34,000	30,600	68.7	207.6	43,800	38,000	33,500	30,100		100
105	64.0	204.0	44,700	38,500	33,600	30,400	67.2	205.2	43,500	37,700	33,300	29,900		105
110	62.6	201.4	44,100	38,100	33,200	30,200	65.8	202.7	43,100	37,500	33,200	29,900		110
115	61.1	198.6	43,500	37,700	32,800	30,000	64.3	200.1	42,700	37,300	33,000	29,800		115
120	59.6	195.6	42,900	37,300	32,400	29,800	62.8	197.3	42,300	37,100	32,800	29,700		120
125	58.0	192.5	42,300	36,900	32,000	29,600	61.2	194.3	41,900	36,900	32,600	29,600		125
130	56.4	189.1	41,700	36,500	31,600	29,400	59.7	191.1	41,500	36,700	32,400	29,500		130
135	54.8	185.6	41,100	36,100	31,200	29,200	58.1	187.7	41,100	36,500	32,200	29,400		135
140	53.2	181.8	40,500	35,700	30,800	29,000	56.5	184.1	40,700	36,300	32,000	29,300		140
145	51.5	177.8	40,000	35,300	30,400	28,800	54.9	180.3	40,300	36,100	31,800	29,200		145
150	49.8	173.5	39,500	34,900	30,000	28,600	53.2	176.3	39,900	35,900	31,600	29,100		150
155	48.1	169.0	39,000	34,500	29,600	28,400	51.4	172.0	39,500	35,700	31,400	29,000		155
160	46.3	164.2	38,500	34,100	29,200	28,200	49.7	167.4	39,100	35,500	31,200	28,900		160
165	44.4	159.1	38,000	33,700	28,800	28,000	47.8	162.5	38,700	35,300	31,000	28,800		165
170	42.5	153.6	37,500	33,300	28,400	27,800	46.0	157.4	38,300	35,100	30,800	28,700		170
175	40.5	147.7	37,000	32,900	28,000	27,600	44.0	151.8	37,900	34,900	30,600	28,600		175
180	38.4	141.4	36,500	32,500	27,600	27,400	42.0	145.9	37,500	34,700	30,400	28,500		180
185	36.1	134.5	36,000	32,100	27,200	27,200	39.8	139.4	37,100	34,500	30,200	28,400		185
190	33.8	127.1	35,500	31,700	26,800	27,000	37.6	132.5	36,700	34,300	30,000	28,300		190
195	31.3	118.9	35,000	31,300	26,400	26,800	35.2	124.9	36,300	34,100	29,800	28,200		195
200	28.6	109.8	34,500	30,900	26,000	26,600	32.7	116.6	35,900	33,900	29,600	28,100		200
205	25.6	99.6	34,000	30,500	25,600	26,400			35,500	33,700	29,400	28,000		205
210	22.3	87.8	33,500	30,100	25,200	26,200			35,100	33,500	29,200	27,900		210

MLC250 S-2

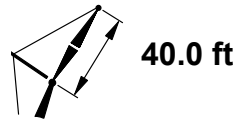
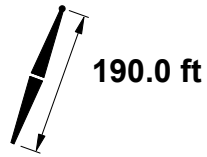


				25°					
				0°					
				1°					
				2°					
				3°					
ft	°	ft	lb	lb	lb	lb	ft		
45							45		
50							50		
55							55		
60	80.2	217.4	39,600				60		
65	78.8	216.0	38,400	37,500	33,200		65		
70	77.5	214.5	37,200	36,500	33,100	29,700	70		
75	76.1	212.8	36,200	35,500	33,000	29,700	75		
80	74.7	211.1	35,200	34,500	33,000	29,600	80		
85	73.2	209.1	34,300	33,700	33,000	29,600	85		
90	71.8	207.1	33,400	32,800	32,300	29,600	90		
95	70.4	204.9	32,600	32,100	31,600	29,600	95		
100	68.9	202.5	31,800	31,300	30,900	29,600	100		
105	67.4	200.0	31,100	30,700	30,200	29,600	105		
110	65.9	197.3	30,400	30,000	29,600	29,200	110		
115	64.4	194.4	29,800	29,400	29,000	28,700	115		
120	62.8	191.4	29,200	28,800	28,500	28,200	120		
125	61.2	188.1	28,600	28,300	28,000	26,800	125		
130	59.6	184.7	28,100	27,800	26,500	25,100	130		
135	58.0	181.0	27,500	26,100	24,800	23,500	135		
140	56.3	177.2	25,800	24,500	23,300	22,100	140		
145	54.6	173.1	24,100	22,900	21,800	20,700	145		
150	52.8	168.7	22,600	21,500	20,400	19,400	150		
155	51.0	164.0	21,100	20,100	19,200	18,200	155		
160	49.2	159.0	19,800	18,900	18,000	17,100	160		
165	47.2	153.7	18,500	17,700	16,900	16,100	165		
170	45.2	148.0	17,400	16,600	15,800	15,100	170		
175	43.1	141.9	16,200	15,500	14,800	14,100	175		
180							180		
185							185		
190							190		
195							195		
200							200		
205							205		
210							210		

MLC250 S-2

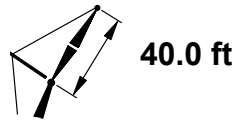
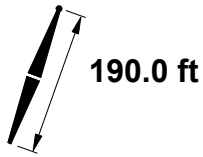


184,600 lb
+
44,000 lb



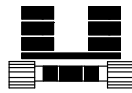
	5°							15°						
	ft	°	ft	184,600 lb + 44,000 lb				ft	°	ft	184,600 lb + 44,000 lb			
				0°	1°	2°	3°				0°	1°	2°	3°
lb	lb	lb	lb	lb	lb	lb	lb	lb	lb	lb	lb	lb	lb	
45	81.0	234.6	52,600											45
50	79.7	233.6	51,900	43,400										50
55	78.5	232.6	51,100	42,900	37,100									55
60	77.2	231.4	50,400	42,400	36,700	32,500								60
65	75.9	230.1	49,700	41,900	36,400	32,300	77.6	228.9	46,200	39,500	34,600	30,900		65
70	74.6	228.7	49,000	41,400	36,000	32,000	76.3	227.5	45,800	39,200	34,300	30,700		70
75	73.3	227.2	48,400	40,900	35,700	31,700	75.0	225.9	45,400	38,900	34,200	30,500		75
80	72.0	225.5	47,800	40,500	35,400	31,500	73.7	224.3	45,000	38,700	34,000	30,400		80
85	70.7	223.7	47,200	40,100	35,100	31,200	72.4	222.5	44,600	38,400	33,800	30,200		85
90	69.3	221.8	46,600	39,700	34,700	31,000	71.0	220.5	44,300	38,200	33,600	30,100		90
95	68.0	219.7	46,100	39,300	34,400	30,800	69.7	218.5	43,900	37,900	33,500	30,000		95
100	66.6	217.5	42,700	39,000	34,200	30,500	68.3	216.3	43,600	37,700	33,300	29,900		100
105	65.3	215.2	39,500	37,000	33,900	30,300	66.9	213.9	40,600	37,500	33,100	29,800		105
110	63.9	212.7	36,700	34,400	32,300	30,100	65.5	211.4	37,600	35,300	33,000	29,600		110
115	62.4	210.1	34,100	32,000	30,100	28,200	64.1	208.7	35,000	32,900	30,900	29,100		115
120	61.0	207.3	31,700	29,800	28,000	26,400	62.7	205.9	32,500	30,600	28,800	27,200		120
125	59.6	204.3	29,500	27,800	26,200	24,700	61.2	202.9	30,300	28,600	26,900	25,400		125
130	58.1	201.1	27,500	26,000	24,500	23,100	59.7	199.7	28,300	26,700	25,200	23,800		130
135	56.6	197.8	25,700	24,300	22,900	21,600	58.2	196.4	26,400	24,900	23,600	22,200		135
140	55.1	194.3	24,000	22,700	21,400	20,200	56.7	192.8	24,700	23,300	22,100	20,800		140
145	53.5	190.6	22,500	21,200	20,100	19,000	55.1	189.1	23,100	21,800	20,600	19,500		145
150	51.9	186.6	21,000	19,900	18,800	17,800	53.5	185.1	21,600	20,400	19,300	18,300		150
155	50.3	182.4	19,600	18,600	17,600	16,600	51.9	180.9	20,200	19,100	18,100	17,100		155
160	48.6	178.0	18,400	17,400	16,500	15,600	50.2	176.4	18,900	17,900	17,000	16,000		160
165	46.9	173.3	17,200	16,300	15,400	14,600	48.4	171.7	17,600	16,700	15,900	15,000		165
170	45.2	168.3	16,100	15,200	14,400	13,700	46.7	166.6	16,500	15,700	14,800	14,100		170
175	43.4	163.0	15,000	14,200	13,500	12,800	44.8	161.2	15,400	14,600	13,900	13,100		175
180	41.5	157.3	14,000	13,300	12,600	12,000	42.9	155.5	14,400	13,700	13,000	12,300		180
185	39.5	151.2	13,100	12,400	11,800	11,200	40.9	149.3	13,400	12,800	12,100	11,500		185
190	37.5	144.7	12,200	11,600	11,000	10,400	38.9	142.7	12,500	11,900	11,300	10,700		190
195	35.3	137.6	11,400	10,800	10,200	9,700	36.7	135.5	11,600	11,100	10,500	9,900		195
200	33.0	130.0	10,600	10,000	9,500	9,000	34.3	127.8	10,800	10,300	9,800	9,200		200
205	30.6	121.6	9,800	9,300	8,800	8,400	31.9	119.2	10,000	9,500	9,000	8,600		205
210	28.0	112.3	9,100	8,600	8,200	7,800								210
215	25.1	101.8	8,400	8,000	7,600	7,200								215
220	21.8	89.6	7,700	7,300	7,000	6,600								220

MLC250 S-2

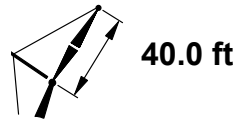
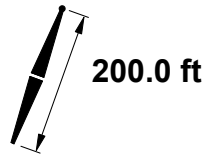


		25°					
		0°					
		1°					
		2°					
		3°					
ft	°	ft	lb	lb	lb	lb	ft
45							45
50							50
55							55
60	80.7	227.7	40,000				60
65	79.3	226.3	38,800	37,500			65
70	78.0	224.9	37,700	36,900	32,900		70
75	76.7	223.3	36,700	35,900	32,900	29,600	75
80	75.4	221.6	35,700	35,000	32,900	29,500	80
85	74.0	219.8	34,800	34,100	32,800	29,500	85
90	72.7	217.9	33,900	33,300	32,800	29,500	90
95	71.3	215.8	33,100	32,600	32,000	29,400	95
100	69.9	213.5	32,400	31,800	31,400	29,400	100
105	68.5	211.1	31,600	31,200	30,700	29,400	105
110	67.1	208.6	31,000	30,500	30,100	29,400	110
115	65.6	205.9	30,300	29,900	29,500	29,100	115
120	64.2	203.0	29,700	29,300	29,000	27,900	120
125	62.7	200.0	29,100	28,800	27,700	26,100	125
130	61.2	196.8	28,600	27,400	25,900	24,400	130
135	59.7	193.4	27,100	25,600	24,200	22,800	135
140	58.1	189.8	25,300	23,900	22,600	21,400	140
145	56.5	185.9	23,600	22,400	21,200	20,000	145
150	54.9	181.9	22,100	20,900	19,800	18,800	150
155	53.2	177.6	20,600	19,600	18,600	17,600	155
160	51.5	173.0	19,300	18,300	17,400	16,500	160
165	49.7	168.2	18,000	17,100	16,200	15,400	165
170	47.9	163.0	16,900	16,000	15,200	14,400	170
175	46.0	157.5	15,700	15,000	14,200	13,500	175
180	44.1	151.6	14,700	14,000	13,200	12,600	180
185							185
190							190
195							195
200							200
205							205
210							210
215							215
220							220

MLC250 S-2

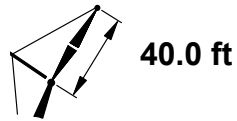
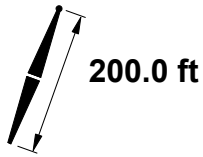


184,600 lb
+
44,000 lb



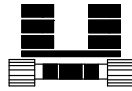
	5°						15°								
	ft	°	ft	184,600 lb + 44,000 lb				ft	°	ft	184,600 lb + 44,000 lb				
				0°	1°	2°	3°				0°	1°		2°	3°
lb	lb	lb	lb	lb	lb	lb	lb	lb	lb	lb	lb	lb	lb		
50	80.2	243.8	51,700											50	
55	79.0	242.8	51,000	42,700	36,900			80.6	241.6	47,000				55	
60	77.7	241.7	50,300	42,200	36,600	32,400		79.4	240.5	46,600	39,600			60	
65	76.5	240.5	49,600	41,800	36,300	32,100		78.2	239.2	46,100	39,300	34,500		65	
70	75.3	239.1	49,000	41,300	35,900	31,900		76.9	237.9	45,700	39,100	34,200	30,500	70	
75	74.0	237.7	48,400	40,900	35,600	31,600		75.7	236.4	45,300	38,800	34,100	30,400	75	
80	72.8	236.1	47,800	40,400	35,300	31,300		74.4	234.8	45,000	38,600	33,800	30,300	80	
85	71.5	234.4	47,300	40,000	35,000	31,200		73.1	233.1	44,700	38,300	33,700	30,200	85	
90	70.2	232.5	46,700	39,700	34,700	30,900		71.9	231.3	44,300	38,100	33,500	30,000	90	
95	69.0	230.6	45,900	39,300	34,400	30,700		70.6	229.3	44,000	37,900	33,400	29,900	95	
100	67.7	228.5	42,300	38,900	34,100	30,400		69.3	227.2	43,500	37,700	33,200	29,800	100	
105	66.4	226.3	39,100	36,500	33,900	30,300		68.0	225.0	40,200	37,500	33,100	29,700	105	
110	65.0	223.9	36,200	33,900	31,600	29,600		66.6	222.6	37,300	34,800	32,600	29,600	110	
115	63.7	221.4	33,600	31,500	29,500	27,600		65.3	220.1	34,600	32,400	30,300	28,400	115	
120	62.3	218.7	31,300	29,300	27,500	25,700		63.9	217.4	32,200	30,200	28,300	26,500	120	
125	61.0	215.9	29,100	27,300	25,600	24,000		62.5	214.6	29,900	28,100	26,400	24,800	125	
130	59.6	213.0	27,100	25,500	23,900	22,500		61.1	211.6	27,900	26,200	24,600	23,200	130	
135	58.2	209.8	25,300	23,800	22,300	21,000		59.7	208.4	26,000	24,500	23,000	21,700	135	
140	56.7	206.5	23,600	22,200	20,900	19,600		58.3	205.1	24,300	22,900	21,500	20,300	140	
145	55.3	203.0	22,000	20,700	19,500	18,400		56.8	201.6	22,700	21,400	20,100	18,900	145	
150	53.8	199.3	20,600	19,400	18,300	17,200		55.3	197.8	21,200	20,000	18,800	17,700	150	
155	52.3	195.4	19,200	18,100	17,100	16,100		53.8	193.9	19,800	18,700	17,600	16,600	155	
160	50.7	191.3	17,900	16,900	15,900	15,000		52.2	189.7	18,500	17,400	16,500	15,500	160	
165	49.2	186.9	16,800	15,800	14,900	14,000		50.6	185.4	17,300	16,300	15,400	14,500	165	
170	47.5	182.3	15,600	14,800	13,900	13,100		49.0	180.7	16,100	15,200	14,400	13,500	170	
175	45.9	177.5	14,600	13,800	13,000	12,200		47.3	175.8	15,000	14,200	13,400	12,600	175	
180	44.2	172.3	13,600	12,800	12,100	11,400		45.6	170.6	14,000	13,200	12,500	11,800	180	
185	42.4	166.8	12,700	12,000	11,300	10,600		43.8	165.0	13,000	12,300	11,600	10,900	185	
190	40.5	160.9	11,800	11,100	10,500	9,900		41.9	159.1	12,100	11,500	10,800	10,200	190	
195	38.6	154.7	10,900	10,300	9,700	9,200		40.0	152.7	11,300	10,600	10,000	9,400	195	
200	36.6	147.9	10,100	9,600	9,000	8,500		37.9	145.9	10,400	9,900	9,300	8,700	200	
205	34.5	140.7	9,400	8,900	8,300	7,800		35.8	138.5	9,600	9,100	8,600	8,100	205	
210	32.3	132.8	8,700	8,200	7,700	7,200		33.5	130.5	8,900	8,400	7,900	7,400	210	
215	29.9	124.2	8,000	7,500	7,100	6,600								215	
220	27.3	114.6	7,300	6,900	6,500	6,100								220	
225	24.5	103.9	6,700	6,300	5,900	5,600								225	
230	21.3	91.4	6,100	5,700	5,400	5,000								230	

MLC250 S-2

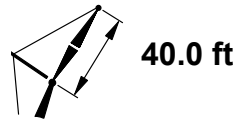
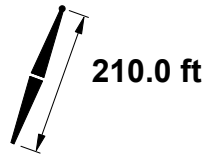


				25°					
				0° 1° 2° 3°					
				lb					
ft	°	ft						ft	
50								50	
55								55	
60								60	
65	79.8	236.7	39,200	37,300				65	
70	78.6	235.3	38,100	37,200	32,800			70	
75	77.3	233.8	37,100	36,400	32,800	29,400		75	
80	76.0	232.2	36,200	35,400	32,700	29,300		80	
85	74.7	230.4	35,300	34,600	32,700	29,300		85	
90	73.4	228.6	34,400	33,800	32,700	29,300		90	
95	72.1	226.6	33,600	33,000	32,500	29,300		95	
100	70.8	224.5	32,900	32,300	31,800	29,300		100	
105	69.5	222.2	32,100	31,600	31,200	29,300		105	
110	68.1	219.8	31,500	31,000	30,500	29,300		110	
115	66.8	217.2	30,800	30,400	30,000	29,300		115	
120	65.4	214.5	30,200	29,800	29,100	27,300		120	
125	64.0	211.7	29,600	28,900	27,100	25,500		125	
130	62.6	208.6	28,600	26,900	25,400	23,800		130	
135	61.1	205.4	26,700	25,200	23,700	22,300		135	
140	59.7	202.0	24,900	23,500	22,100	20,900		140	
145	58.2	198.4	23,300	22,000	20,700	19,500		145	
150	56.7	194.7	21,700	20,500	19,400	18,200		150	
155	55.1	190.7	20,300	19,200	18,100	17,100		155	
160	53.5	186.4	19,000	17,900	16,900	15,900		160	
165	51.9	182.0	17,700	16,700	15,800	14,900		165	
170	50.2	177.2	16,500	15,600	14,700	13,900		170	
175	48.5	172.2	15,400	14,600	13,700	13,000		175	
180	46.7	166.9	14,300	13,600	12,800	12,100		180	
185	44.9	161.2	13,300	12,600	11,900	11,200		185	
190	43.0	155.1	12,400	11,700	11,100	10,400		190	
195								195	
200								200	
205								205	
210								210	
215								215	
220								220	
225								225	
230								230	

MLC250 S-2

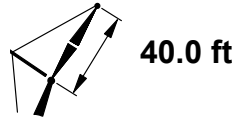
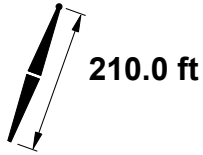
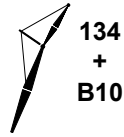


184,600 lb
+
44,000 lb



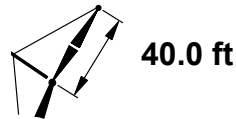
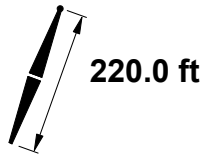
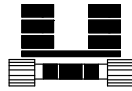
	5°							15°						
	ft	°	ft	184,600 lb + 44,000 lb				ft	°	ft	184,600 lb + 44,000 lb			
				0°	1°	2°	3°				0°	1°	2°	3°
lb	lb	lb	lb	lb	lb	lb	lb	lb	lb	lb	lb	lb	lb	
50	80.6	254.0	51,400											50
55	79.4	253.0	50,800	42,500				81.0	251.8	46,800				55
60	78.2	252.0	50,100	42,000	36,400			79.8	250.7	46,400	39,500			60
65	77.1	250.8	49,600	41,600	36,000	32,000		78.6	249.6	46,000	39,200	34,200		65
70	75.9	249.5	48,900	41,100	35,700	31,700		77.5	248.3	45,700	38,900	34,000	30,400	70
75	74.7	248.1	48,400	40,800	35,500	31,500		76.3	246.8	45,300	38,700	33,900	30,300	75
80	73.5	246.6	47,800	40,300	35,200	31,200		75.1	245.3	45,000	38,400	33,700	30,100	80
85	72.3	244.9	47,200	40,000	34,800	31,000		73.8	243.7	44,600	38,300	33,500	30,000	85
90	71.1	243.2	46,700	39,600	34,600	30,700		72.6	241.9	44,300	38,000	33,400	29,800	90
95	69.8	241.3	45,400	39,300	34,300	30,600		71.4	240.0	44,000	37,800	33,300	29,800	95
100	68.6	239.3	41,800	38,800	34,100	30,400		70.2	238.0	43,100	37,600	33,200	29,700	100
105	67.4	237.2	38,600	35,900	33,400	30,100		68.9	235.9	39,800	37,000	33,000	29,600	105
110	66.1	235.0	35,800	33,300	31,000	28,900		67.6	233.7	36,800	34,300	32,000	29,500	110
115	64.8	232.6	33,200	30,900	28,800	26,900		66.4	231.3	34,100	31,900	29,700	27,700	115
120	63.6	230.1	30,800	28,700	26,800	25,000		65.1	228.7	31,700	29,600	27,700	25,900	120
125	62.3	227.4	28,600	26,700	25,000	23,300		63.8	226.0	29,500	27,600	25,800	24,100	125
130	60.9	224.6	26,600	24,900	23,300	21,800		62.4	223.2	27,400	25,700	24,100	22,500	130
135	59.6	221.6	24,800	23,200	21,700	20,300		61.1	220.2	25,600	24,000	22,400	21,000	135
140	58.3	218.5	23,100	21,600	20,300	19,000		59.7	217.1	23,800	22,400	20,900	19,600	140
145	56.9	215.2	21,500	20,200	18,900	17,700		58.3	213.8	22,200	20,900	19,600	18,300	145
150	55.5	211.7	20,100	18,800	17,600	16,500		56.9	210.3	20,700	19,500	18,300	17,100	150
155	54.1	208.1	18,700	17,600	16,500	15,400		55.5	206.6	19,300	18,200	17,000	16,000	155
160	52.6	204.2	17,500	16,400	15,400	14,400		54.1	202.7	18,000	16,900	15,900	14,900	160
165	51.1	200.2	16,300	15,300	14,300	13,400		52.6	198.6	16,800	15,800	14,800	13,900	165
170	49.6	195.9	15,100	14,200	13,300	12,500		51.0	194.3	15,700	14,700	13,800	12,900	170
175	48.1	191.4	14,100	13,200	12,400	11,600		49.5	189.7	14,600	13,700	12,800	12,000	175
180	46.5	186.6	13,100	12,300	11,500	10,800		47.9	184.9	13,600	12,700	11,900	11,200	180
185	44.9	181.5	12,200	11,400	10,700	10,000		46.2	179.8	12,600	11,800	11,100	10,400	185
190	43.2	176.2	11,300	10,600	9,900	9,300		44.5	174.4	11,700	11,000	10,300	9,600	190
195	41.5	170.5	10,500	9,800	9,200	8,500		42.8	168.7	10,800	10,100	9,500	8,900	195
200	39.7	164.5	9,700	9,100	8,500	7,900		41.0	162.6	10,000	9,400	8,800	8,200	200
205	37.8	158.0	8,900	8,300	7,800	7,200		39.1	156.0	9,200	8,600	8,100	7,500	205
210	35.8	151.1	8,200	7,700	7,100	6,600		37.1	149.0	8,500	7,900	7,400	6,900	210
215	33.8	143.7	7,500	7,000	6,500	6,000		35.0	141.4	7,700	7,200	6,700	6,300	215
220	31.6	135.6	6,800	6,400	5,900	5,500		32.8	133.2	7,000	6,600	6,100	5,700	220
225	29.3	126.7	6,200	5,800	5,400	5,000								225
230	26.7	116.9	5,600	5,200	4,800	4,400								230
235	24.0	105.9	5,000	4,700	4,300	4,000								235

MLC250 S-2



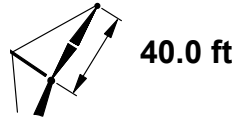
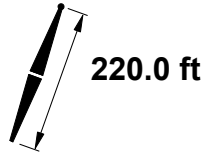
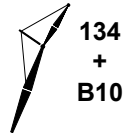
				 25°					
				0°	1°	2°	3°		
				 lb	 lb	 lb	 lb		
ft	°	ft						ft	
50								50	
55								55	
60								60	
65	80.2	247.0	39,600					65	
70	79.0	245.6	38,500	37,000				70	
75	77.8	244.2	37,500	36,800	32,600	29,200		75	
80	76.6	242.7	36,600	35,900	32,500	29,200		80	
85	75.4	241.0	35,700	35,000	32,500	29,200		85	
90	74.1	239.2	34,900	34,200	32,500	29,200		90	
95	72.9	237.3	34,100	33,500	32,500	29,200		95	
100	71.6	235.3	33,300	32,800	32,200	29,100		100	
105	70.4	233.2	32,600	32,100	31,600	29,100		105	
110	69.1	230.9	31,900	31,400	31,000	29,100		110	
115	67.8	228.4	31,300	30,800	30,400	28,600		115	
120	66.5	225.9	30,700	30,300	28,500	26,700		120	
125	65.2	223.2	30,100	28,400	26,600	24,900		125	
130	63.8	220.3	28,200	26,500	24,800	23,200		130	
135	62.5	217.3	26,300	24,700	23,100	21,700		135	
140	61.1	214.1	24,500	23,000	21,600	20,300		140	
145	59.7	210.7	22,900	21,500	20,200	18,900		145	
150	58.3	207.1	21,300	20,000	18,800	17,700		150	
155	56.8	203.4	19,900	18,700	17,600	16,500		155	
160	55.3	199.5	18,500	17,400	16,400	15,400		160	
165	53.8	195.3	17,300	16,300	15,300	14,300		165	
170	52.3	190.9	16,100	15,100	14,200	13,300		170	
175	50.7	186.3	15,000	14,100	13,200	12,400		175	
180	49.0	181.3	13,900	13,100	12,300	11,500		180	
185	47.4	176.1	12,900	12,200	11,400	10,700		185	
190	45.6	170.6	12,000	11,300	10,600	9,900		190	
195	43.8	164.7	11,100	10,400	9,800	9,100		195	
200								200	
205								205	
210								210	
215								215	
220								220	
225								225	
230								230	
235								235	

MLC250 S-2



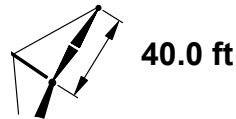
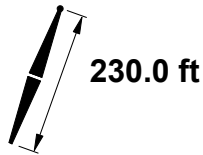
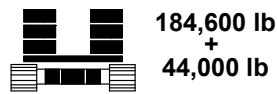
	5°							15°						
			184,600 lb + 44,000 lb						184,600 lb + 44,000 lb					
	ft	°	ft	0° lb	1° lb	2° lb	3° lb	°	ft	0° lb	1° lb	2° lb	3° lb	ft
50	80.9	264.2	51,200											50
55	79.8	263.2	50,500	42,200										55
60	78.7	262.2	49,900	41,700	36,100									60
65	77.6	261.1	49,300	41,400	35,800	31,700		80.2	261.0	46,200	39,000			65
70	76.4	259.8	48,800	40,900	35,500	31,500	78.0	258.6	45,500	38,700	33,800	30,100		70
75	75.3	258.5	48,200	40,600	35,200	31,200	76.8	257.2	45,200	38,500	33,700	30,100		75
80	74.1	257.0	47,700	40,200	34,900	31,000	75.7	255.8	44,900	38,200	33,500	29,900		80
85	73.0	255.5	47,200	39,800	34,700	30,800	74.5	254.2	44,500	38,100	33,400	29,800		85
90	71.8	253.8	46,700	39,500	34,400	30,600	73.3	252.5	44,200	37,900	33,300	29,700		90
95	70.7	252.0	45,000	39,100	34,200	30,400	72.1	250.7	44,000	37,600	33,100	29,600		95
100	69.5	250.1	41,400	38,300	33,900	30,200	71.0	248.8	42,700	37,500	33,000	29,500	100	
105	68.3	248.1	38,200	35,400	32,700	30,100	69.8	246.8	39,400	36,500	32,900	29,400	105	
110	67.1	245.9	35,300	32,800	30,400	28,200	68.6	244.6	36,400	33,800	31,400	29,100	110	
115	65.9	243.7	32,700	30,400	28,200	26,200	67.3	242.3	33,800	31,400	29,200	27,100	115	
120	64.7	241.3	30,400	28,200	26,200	24,400	66.1	239.9	31,300	29,100	27,100	25,200	120	
125	63.4	238.7	28,200	26,200	24,400	22,700	64.9	237.4	29,100	27,100	25,300	23,500	125	
130	62.2	236.1	26,200	24,400	22,700	21,100	63.6	234.7	27,100	25,200	23,500	21,900	130	
135	60.9	233.2	24,400	22,700	21,200	19,700	62.3	231.9	25,200	23,500	21,900	20,400	135	
140	59.6	230.3	22,700	21,100	19,700	18,400	61.1	228.9	23,400	21,900	20,400	19,000	140	
145	58.3	227.2	21,100	19,700	18,400	17,100	59.7	225.7	21,800	20,400	19,000	17,800	145	
150	57.0	223.9	19,600	18,300	17,100	15,900	58.4	222.4	20,300	19,000	17,700	16,500	150	
155	55.7	220.4	18,300	17,100	15,900	14,800	57.1	219.0	18,900	17,700	16,500	15,400	155	
160	54.3	216.8	17,000	15,900	14,800	13,800	55.7	215.3	17,600	16,500	15,400	14,300	160	
165	52.9	213.0	15,800	14,800	13,800	12,800	54.3	211.5	16,400	15,300	14,300	13,300	165	
170	51.5	209.0	14,700	13,700	12,800	11,900	52.9	207.4	15,200	14,300	13,300	12,400	170	
175	50.1	204.8	13,700	12,800	11,900	11,000	51.4	203.2	14,200	13,200	12,400	11,500	175	
180	48.6	200.3	12,700	11,800	11,000	10,200	49.9	198.7	13,100	12,300	11,500	10,600	180	
185	47.1	195.7	11,700	10,900	10,200	9,400	48.4	194.0	12,200	11,400	10,600	9,800	185	
190	45.5	190.7	10,900	10,100	9,400	8,700	46.9	189.0	11,300	10,500	9,800	9,100	190	
195	43.9	185.5	10,000	9,300	8,700	8,000	45.2	183.8	10,400	9,700	9,000	8,400	195	
200	42.3	180.0	9,200	8,600	7,900	7,300	43.6	178.2	9,600	8,900	8,300	7,700	200	
205	40.6	174.2	8,500	7,900	7,300	6,700	41.9	172.3	8,800	8,200	7,600	7,000	205	
210	38.8	168.0	7,800	7,200	6,600	6,100	40.1	166.0	8,100	7,500	6,900	6,400	210	
215	37.0	161.3	7,100	6,500	6,000	5,500	38.2	159.3	7,400	6,800	6,300	5,800	215	
220	35.1	154.2	6,400	5,900	5,400	5,000	36.3	152.1	6,700	6,200	5,700	5,200	220	
225	33.1	146.6	5,800	5,300	4,900	4,400	34.3	144.3	6,000	5,500	5,100	4,600	225	
230	31.0	138.3	5,200	4,800	4,300		32.1	135.9	5,400	4,900	4,500	4,100	230	
235	28.7	129.2	4,600	4,200									235	
240	26.2	119.2	4,100										240	

MLC250 S-2



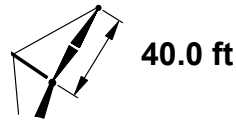
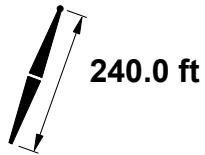
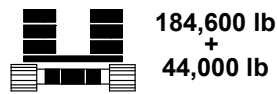
				 25°					
				0°	1°	2°	3°		
				 lb	 lb	 lb	 lb		
ft	°	ft	ft	lb	lb	lb	lb	ft	ft
50								50	
55								55	
60								60	
65	80.6	257.2		40,000				65	
70	79.5	256.0		38,900	36,900			70	
75	78.3	254.6		37,900	36,800	32,400		75	
80	77.1	253.1		37,000	36,300	32,400	29,000	80	
85	76.0	251.5		36,100	35,400	32,400	29,000	85	
90	74.8	249.8		35,300	34,600	32,300	29,000	90	
95	73.6	248.0		34,500	33,900	32,300	29,000	95	
100	72.4	246.1		33,800	33,200	32,300	29,000	100	
105	71.2	244.0		33,100	32,500	32,000	29,000	105	
110	70.0	241.8		32,400	31,900	31,400	29,000	110	
115	68.7	239.5		31,800	31,300	30,100	28,000	115	
120	67.5	237.1		31,200	30,100	28,000	26,100	120	
125	66.2	234.5		30,000	28,000	26,100	24,300	125	
130	65.0	231.8		27,900	26,000	24,300	22,700	130	
135	63.7	228.9		25,900	24,200	22,600	21,100	135	
140	62.4	225.9		24,100	22,600	21,100	19,700	140	
145	61.0	222.7		22,500	21,000	19,700	18,400	145	
150	59.7	219.4		20,900	19,600	18,300	17,100	150	
155	58.3	215.8		19,500	18,300	17,100	16,000	155	
160	56.9	212.1		18,200	17,000	15,900	14,900	160	
165	55.5	208.2		16,900	15,800	14,800	13,800	165	
170	54.1	204.1		15,700	14,700	13,800	12,800	170	
175	52.6	199.8		14,600	13,700	12,800	11,900	175	
180	51.1	195.3		13,600	12,700	11,800	11,000	180	
185	49.5	190.4		12,600	11,700	11,000	10,200	185	
190	47.9	185.4		11,600	10,900	10,100	9,400	190	
195	46.3	180.0		10,700	10,000	9,300	8,600	195	
200	44.6	174.3		9,900	9,200	8,600	7,900	200	
205	42.8	168.2		9,100	8,400	7,800	7,200	205	
210								210	
215								215	
220								220	
225								225	
230								230	
235								235	
240								240	

MLC250 S-2



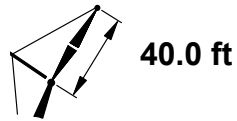
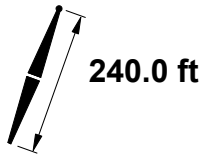
	5°						15°								
	ft	°	ft	184,600 lb + 44,000 lb				ft	°	ft	184,600 lb + 44,000 lb				
				0°	1°	2°	3°				0°	1°		2°	3°
lb	lb	lb	lb	lb	lb	lb	lb	lb	lb	lb	lb	lb	lb		
55	80.2	273.4	50,300					80.6	271.2	46,000				55	
60	79.1	272.4	49,600	41,400				79.5	270.1	45,700	38,700			60	
65	78.0	271.3	49,100	41,100	35,500			78.4	268.9	45,300	38,500	33,600		65	
70	76.9	270.1	48,600	40,700	35,300	30,800		78.4	268.9	45,300	38,500	33,600		70	
75	75.8	268.9	48,000	40,300	35,000	30,800		77.3	267.6	45,000	38,300	33,400	29,600	75	
80	74.7	267.5	47,500	40,000	34,700	30,600		76.2	266.2	44,700	38,100	33,300	29,500	80	
85	73.6	266.0	47,000	39,600	34,500	30,600		75.1	264.7	44,400	37,800	33,200	29,500	85	
90	72.5	264.4	46,600	39,300	34,200	30,400		74.0	263.1	44,100	37,700	33,000	29,400	90	
95	71.4	262.6	44,500	39,000	34,000	30,200		72.8	261.4	43,900	37,500	32,900	29,400	95	
100	70.3	260.8	40,900	37,600	33,800	30,000		71.7	259.5	42,200	37,300	32,800	29,300	100	
105	69.1	258.9	37,700	34,700	32,000	29,500		70.6	257.6	38,900	35,900	32,700	29,200	105	
110	68.0	256.8	34,800	32,100	29,600	27,400		69.4	255.5	35,900	33,200	30,700	28,400	110	
115	66.8	254.7	32,200	29,700	27,500	25,400		68.2	253.3	33,200	30,800	28,500	26,300	115	
120	65.7	252.4	29,800	27,600	25,500	23,600		67.1	251.0	30,800	28,500	26,400	24,500	120	
125	64.5	249.9	27,600	25,600	23,700	21,900		65.9	248.6	28,600	26,500	24,600	22,800	125	
130	63.3	247.4	25,600	23,700	22,000	20,400		64.7	246.0	26,500	24,600	22,800	21,200	130	
135	62.1	244.7	23,800	22,100	20,400	18,900		63.5	243.3	24,600	22,900	21,200	19,700	135	
140	60.9	241.9	22,100	20,500	19,000	17,600		62.3	240.5	22,900	21,300	19,800	18,300	140	
145	59.6	238.9	20,500	19,000	17,700	16,400		61.0	237.5	21,300	19,800	18,400	17,000	145	
150	58.4	235.8	19,100	17,700	16,400	15,200		59.8	234.4	19,800	18,400	17,100	15,800	150	
155	57.1	232.6	17,700	16,400	15,200	14,100		58.5	231.1	18,400	17,100	15,900	14,700	155	
160	55.8	229.1	16,400	15,200	14,100	13,100		57.2	227.7	17,100	15,900	14,700	13,600	160	
165	54.5	225.6	15,200	14,100	13,100	12,100		55.9	224.1	15,800	14,700	13,700	12,600	165	
170	53.2	221.8	14,100	13,100	12,100	11,200		54.5	220.3	14,700	13,600	12,700	11,700	170	
175	51.8	217.8	13,100	12,100	11,200	10,300		53.2	216.3	13,600	12,600	11,700	10,800	175	
180	50.5	213.7	12,100	11,200	10,300	9,500		51.8	212.1	12,600	11,700	10,800	10,000	180	
185	49.1	209.3	11,100	10,300	9,500	8,700		50.4	207.7	11,600	10,800	9,900	9,200	185	
190	47.6	204.7	10,300	9,500	8,700	8,000		48.9	203.1	10,700	9,900	9,100	8,400	190	
195	46.1	199.9	9,400	8,700	8,000	7,300		47.4	198.2	9,800	9,100	8,400	7,700	195	
200	44.6	194.8	8,600	7,900	7,300	6,600		45.9	193.0	9,000	8,300	7,600	7,000	200	
205	43.1	189.4	7,900	7,200	6,600	6,000		44.3	187.6	8,200	7,600	6,900	6,300	205	
210	41.5	183.7	7,200	6,500	6,000	5,400		42.7	181.9	7,500	6,900	6,300	5,700	210	
215	39.8	177.7	6,500	5,900	5,300	4,800		41.0	175.8	6,800	6,200	5,600	5,100	215	
220	38.1	171.3	5,800	5,300	4,800	4,300		39.3	169.3	6,100	5,600	5,000	4,500	220	
225	36.3	164.5	5,200	4,700	4,200			37.5	162.4	5,500	4,900	4,500	4,000	225	
230	34.4	157.3	4,600	4,100				35.5	155.1	4,800	4,400			230	
235	32.4	149.4	4,000					33.5	147.1	4,200				235	

MLC250 S-2



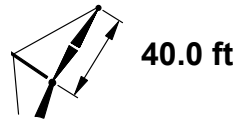
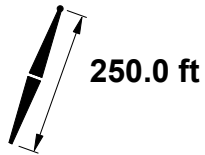
	5°							15°						
	ft	°	ft	184,600 lb + 44,000 lb				ft	°	ft	184,600 lb + 44,000 lb			
				0°	1°	2°	3°				0°	1°	2°	3°
lb	lb	lb	lb	lb	lb	lb	lb	lb	lb	lb	lb	lb	lb	
55	80.6	283.6	49,800					80.9	281.4	45,700				55
60	79.5	282.6	49,300	41,100				79.9	280.3	45,400	38,400			60
65	78.5	281.6	48,800	40,700	35,200			78.8	279.2	45,100	38,200	33,400		65
70	77.4	280.4	48,300	40,400	35,000	27,800		77.8	277.9	44,800	38,000	33,200	26,700	70
75	76.4	279.2	47,800	40,000	34,700	27,700	77.8	277.9	44,800	38,000	33,200	26,700	75	
80	75.3	277.9	47,300	39,700	34,400	27,500	76.7	276.6	44,500	37,800	33,000	26,600	80	
85	74.2	276.4	46,800	39,300	34,200	27,500	75.6	275.1	44,200	37,600	32,900	26,500	85	
90	73.2	274.9	46,400	39,100	33,900	27,400	74.6	273.6	43,900	37,400	32,800	26,500	90	
95	72.1	273.2	44,000	38,700	33,800	27,400	73.5	271.9	43,600	37,200	32,600	26,400	95	
100	71.0	271.5	40,400	37,000	33,500	27,300	72.4	270.2	41,800	37,100	32,500	26,400	100	
105	69.9	269.6	37,200	34,200	31,400	27,200	71.3	268.3	38,500	35,400	32,400	26,300	105	
110	68.8	267.6	34,300	31,600	29,000	26,700	70.2	266.3	35,500	32,700	30,100	26,300	110	
115	67.7	265.6	31,700	29,200	26,900	24,700	69.1	264.2	32,800	30,300	27,900	25,700	115	
120	66.6	263.4	29,300	27,000	24,900	22,900	68.0	262.0	30,400	28,000	25,900	23,900	120	
125	65.5	261.1	27,200	25,000	23,100	21,300	66.8	259.7	28,100	26,000	24,000	22,200	125	
130	64.3	258.6	25,200	23,200	21,400	19,700	65.7	257.3	26,100	24,100	22,300	20,600	130	
135	63.2	256.1	23,300	21,500	19,900	18,300	64.5	254.7	24,200	22,400	20,700	19,100	135	
140	62.0	253.4	21,600	20,000	18,400	17,000	63.4	252.0	22,500	20,800	19,200	17,700	140	
145	60.8	250.6	20,100	18,500	17,100	15,700	62.2	249.2	20,900	19,300	17,800	16,500	145	
150	59.6	247.6	18,600	17,200	15,800	14,600	61.0	246.2	19,300	17,900	16,500	15,300	150	
155	58.4	244.5	17,200	15,900	14,700	13,500	59.8	243.1	17,900	16,600	15,300	14,100	155	
160	57.2	241.3	16,000	14,700	13,600	12,500	58.5	239.8	16,600	15,400	14,200	13,100	160	
165	56.0	237.8	14,800	13,600	12,500	11,500	57.3	236.4	15,400	14,200	13,100	12,100	165	
170	54.7	234.3	13,700	12,600	11,600	10,600	56.0	232.8	14,300	13,200	12,100	11,100	170	
175	53.5	230.5	12,600	11,600	10,700	9,700	54.7	229.0	13,200	12,200	11,200	10,300	175	
180	52.2	226.6	11,600	10,700	9,800	8,900	53.4	225.1	12,200	11,200	10,300	9,400	180	
185	50.8	222.5	10,700	9,800	9,000	8,200	52.1	220.9	11,200	10,300	9,400	8,600	185	
190	49.5	218.2	9,800	9,000	8,200	7,400	50.7	216.6	10,300	9,400	8,600	7,900	190	
195	48.1	213.7	9,000	8,200	7,500	6,700	49.3	212.1	9,400	8,600	7,900	7,100	195	
200	46.7	209.0	8,200	7,400	6,700	6,100	47.9	207.3	8,600	7,900	7,100	6,500	200	
205	45.2	204.0	7,400	6,700	6,100	5,400	46.5	202.3	7,800	7,100	6,500	5,800	205	
210	43.8	198.8	6,700	6,100	5,400	4,800	45.0	197.0	7,100	6,400	5,800	5,200	210	
215	42.2	193.2	6,000	5,400	4,800	4,300	43.4	191.4	6,400	5,800	5,200	4,600	215	
220	40.7	187.4	5,400	4,800	4,300		41.8	185.5	5,700	5,100	4,600	4,000	220	
225	39.0	181.2	4,700	4,200			40.2	179.3	5,000	4,500	4,000		225	
230	37.3	174.7	4,200				38.5	172.6	4,400				230	

MLC250 S-2



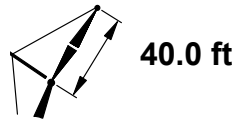
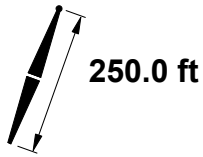
		25°					
		0°					
		1°					
		2°					
		3°					
ft	°	ft	lb	lb	lb	lb	ft
55							55
60							60
65							65
70	80.3	276.5	39,600				70
75	79.2	275.3	38,700	36,300			75
80	78.1	273.9	37,800	36,300	31,900		80
85	77.0	272.5	36,900	36,200	31,900	24,500	85
90	75.9	270.9	36,100	35,400	31,800	24,500	90
95	74.8	269.2	35,300	34,700	31,800	24,500	95
100	73.7	267.4	34,600	34,000	31,800	24,400	100
105	72.6	265.6	33,900	33,300	31,800	24,400	105
110	71.5	263.6	33,300	32,700	31,200	24,400	110
115	70.4	261.4	32,600	31,300	28,900	24,400	115
120	69.3	259.2	31,400	29,000	26,800	24,400	120
125	68.1	256.9	29,100	26,900	24,900	23,000	125
130	67.0	254.4	27,000	25,000	23,100	21,400	130
135	65.8	251.8	25,100	23,200	21,500	19,900	135
140	64.6	249.0	23,300	21,600	20,000	18,500	140
145	63.4	246.2	21,600	20,000	18,500	17,100	145
150	62.2	243.2	20,100	18,600	17,200	15,900	150
155	61.0	240.0	18,600	17,200	16,000	14,700	155
160	59.7	236.7	17,300	16,000	14,800	13,700	160
165	58.5	233.2	16,000	14,800	13,700	12,600	165
170	57.2	229.6	14,800	13,700	12,700	11,700	170
175	55.9	225.8	13,700	12,700	11,700	10,700	175
180	54.5	221.8	12,600	11,700	10,700	9,900	180
185	53.2	217.6	11,600	10,700	9,900	9,000	185
190	51.8	213.2	10,700	9,900	9,000	8,200	190
195	50.4	208.5	9,800	9,000	8,200	7,500	195
200	48.9	203.7	9,000	8,200	7,500	6,800	200
205	47.5	198.6	8,200	7,400	6,800	6,100	205
210	45.9	193.2	7,400	6,700	6,100	5,500	210
215	44.4	187.5	6,600	6,000	5,400	4,800	215
220							220
225							225
230							230

MLC250 S-2



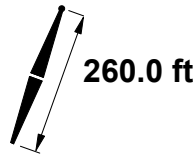
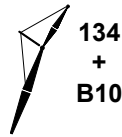
	5°							15°						
			184,600 lb + 44,000 lb						184,600 lb + 44,000 lb					
	ft	°	ft	0° lb	1° lb	2° lb	3° lb	°	ft	0° lb	1° lb	2° lb	3° lb	ft
55	80.9	293.7	49,400											55
60	79.9	292.8	48,900	40,700										60
65	78.9	291.8	48,400	40,400	33,200			80.2	290.6	45,100				65
70	77.9	290.7	47,900	40,000	33,100	24,900		79.2	289.5	44,800	37,900			70
75	76.8	289.5	47,400	39,700	32,900	24,800		78.2	288.3	44,500	37,700	31,900		75
80	75.8	288.2	47,000	39,400	32,800	24,700	77.2	287.0	44,200	37,500	31,700	23,800		80
85	74.8	286.8	46,500	39,000	32,700	24,600	76.2	285.6	43,900	37,300	31,700	23,800		85
90	73.8	285.3	46,100	38,700	32,500	24,500	75.1	284.1	43,700	37,100	31,600	23,700		90
95	72.7	283.8	44,200	38,400	32,400	24,400	74.1	282.5	43,500	37,000	31,500	23,600		95
100	71.7	282.1	40,600	37,100	32,300	24,400	73.0	280.8	41,900	36,800	31,400	23,600	100	
105	70.6	280.3	37,400	34,200	31,300	24,300	72.0	279.0	38,600	35,400	31,400	23,500	105	
110	69.6	278.4	34,500	31,600	29,000	24,200	70.9	277.1	35,700	32,700	30,100	23,400	110	
115	68.5	276.4	31,900	29,200	26,800	24,200	69.8	275.1	33,000	30,300	27,900	23,400	115	
120	67.4	274.3	29,500	27,100	24,900	22,900	68.8	273.0	30,500	28,100	25,900	23,400	120	
125	66.4	272.1	27,300	25,100	23,100	21,200	67.7	270.7	28,300	26,100	24,000	22,100	125	
130	65.3	269.8	25,300	23,300	21,400	19,700	66.6	268.4	26,200	24,200	22,300	20,500	130	
135	64.2	267.3	23,500	21,600	19,900	18,300	65.5	265.9	24,400	22,500	20,700	19,100	135	
140	63.1	264.7	21,800	20,100	18,500	17,000	64.4	263.4	22,600	20,900	19,200	17,700	140	
145	61.9	262.0	20,200	18,600	17,100	15,700	63.2	260.6	21,000	19,400	17,900	16,400	145	
150	60.8	259.2	18,700	17,300	15,900	14,600	62.1	257.8	19,500	18,000	16,600	15,300	150	
155	59.7	256.3	17,400	16,000	14,700	13,500	60.9	254.8	18,100	16,700	15,400	14,100	155	
160	58.5	253.2	16,100	14,800	13,600	12,500	59.8	251.7	16,800	15,500	14,300	13,100	160	
165	57.3	249.9	14,900	13,700	12,600	11,500	58.6	248.5	15,600	14,300	13,200	12,100	165	
170	56.1	246.5	13,800	12,700	11,600	10,600	57.4	245.1	14,400	13,300	12,200	11,200	170	
175	54.9	243.0	12,700	11,700	10,700	9,800	56.2	241.5	13,300	12,300	11,300	10,300	175	
180	53.7	239.3	11,800	10,800	9,800	9,000	54.9	237.8	12,300	11,300	10,400	9,500	180	
185	52.4	235.4	10,800	9,900	9,000	8,200	53.7	233.9	11,300	10,400	9,500	8,700	185	
190	51.2	231.4	9,900	9,100	8,300	7,500	52.4	229.8	10,400	9,600	8,700	7,900	190	
195	49.9	227.1	9,100	8,300	7,500	6,800	51.1	225.5	9,600	8,800	8,000	7,200	195	
200	48.5	222.7	8,300	7,600	6,800	6,100	49.8	221.0	8,800	8,000	7,200	6,500	200	
205	47.2	218.0	7,600	6,800	6,200	5,500	48.4	216.4	8,000	7,200	6,500	5,900	205	
210	45.8	213.2	6,800	6,200	5,500	4,900	47.0	211.4	7,200	6,500	5,900	5,200	210	
215	44.4	208.0	6,200	5,500	4,900	4,300	45.6	206.3	6,500	5,900	5,300	4,600	215	
220	42.9	202.7	5,500	4,900	4,300		44.1	200.8	5,900	5,200	4,700	4,100	220	
225	41.5	197.0	4,900	4,300			42.6	195.1	5,200	4,600	4,100		225	
230	39.9	191.0	4,300				41.0	189.0	4,600	4,100			230	
235							39.4	182.6	4,000				235	

MLC250 S-2



				25°					
				0°					
				1°					
				2°					
				3°					
ft	°	ft	lb	lb	lb	lb	lb	ft	
55								55	
60								60	
65								65	
70	80.6	286.8	39,900					70	
75	79.6	285.6	39,000	36,100				75	
80	78.5	284.3	38,100	36,000	29,300			80	
85	77.5	282.9	37,300	36,000	29,300	22,000		85	
90	76.5	281.4	36,500	35,800	29,300	22,000		90	
95	75.4	279.8	35,700	35,000	29,300	21,900		95	
100	74.3	278.0	35,000	34,300	29,200	21,900		100	
105	73.3	276.2	34,300	33,700	29,100	21,800		105	
110	72.2	274.3	33,700	33,100	29,100	21,800		110	
115	71.1	272.3	33,000	31,400	28,900	21,800		115	
120	70.0	270.1	31,600	29,100	26,800	21,800		120	
125	68.9	267.9	29,300	27,000	24,900	21,800		125	
130	67.8	265.5	27,200	25,100	23,100	21,400		130	
135	66.7	263.0	25,200	23,300	21,500	19,800		135	
140	65.6	260.4	23,400	21,600	20,000	18,400		140	
145	64.4	257.7	21,800	20,100	18,600	17,100		145	
150	63.3	254.8	20,200	18,700	17,300	15,900		150	
155	62.1	251.8	18,800	17,400	16,000	14,800		155	
160	60.9	248.7	17,400	16,100	14,900	13,700		160	
165	59.7	245.4	16,200	14,900	13,800	12,700		165	
170	58.5	241.9	15,000	13,800	12,700	11,700		170	
175	57.3	238.3	13,900	12,800	11,800	10,800		175	
180	56.0	234.5	12,800	11,800	10,800	9,900		180	
185	54.7	230.6	11,800	10,900	10,000	9,100		185	
190	53.4	226.4	10,900	10,000	9,100	8,300		190	
195	52.1	222.1	10,000	9,100	8,300	7,600		195	
200	50.8	217.5	9,100	8,300	7,600	6,900		200	
205	49.4	212.8	8,300	7,600	6,900	6,200		205	
210	48.0	207.7	7,600	6,900	6,200	5,500		210	
215	46.5	202.5	6,800	6,200	5,500	4,900		215	
220	45.0	196.9	6,100	5,500	4,900	4,300		220	
225	43.5	191.1	5,500	4,900	4,300			225	
230								230	
235								235	

MLC250 S-2



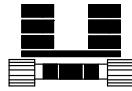
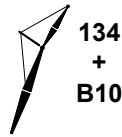
	5°			15°			
	ft	°	ft	lb	ft	lb	
60	80.2	303.0	48,400				60
65	79.3	302.0	47,900				65
70	78.3	301.0	47,500				70
75	77.3	299.8	47,000				75
80	76.3	298.6	46,600				80
85	75.3	297.2	46,100				85
90	74.3	295.8	45,800				90
95	73.3	294.3	43,700				95
100	72.3	292.6	40,100				100
105	71.3	290.9	36,900				105
110	70.3	289.1	34,000				110
115	69.3	287.2	31,400				115
120	68.2	285.2	29,000				120
125	67.2	283.0	26,800				125
130	66.2	280.8	24,900				130
135	65.1	278.4	23,000				135
140	64.0	276.0	21,300				140
145	63.0	273.4	19,700				145
150	61.9	270.7	18,300				150
155	60.8	267.9	16,900				155
160	59.7	264.9	15,600				160
165	58.6	261.8	14,500				165
170	57.4	258.6	13,300				170
175	56.3	255.2	12,300				175
180	55.1	251.7	11,300				180
185	53.9	248.1	10,400				185
190	52.7	244.2	9,500				190
195	51.5	240.2	8,700				195
200	50.2	236.0	7,900				200
205	49.0	231.7	7,100				205
210	47.7	227.1	6,400				210
215	46.3	222.3	5,700				215
220	45.0	217.3	5,100				220
225	43.6	212.0	4,400				225
230							230

MLC250 S-2

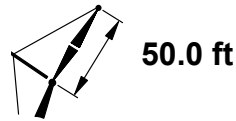
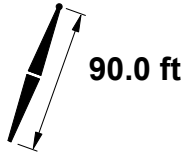


		25°			
				0°	
ft	°	ft	lb	ft	
60				60	
65				65	
70	80.9	297.0	40,200	70	
75	79.9	295.9	39,300	75	
80	78.9	294.6	38,500	80	
85	77.9	293.2	37,600	85	
90	76.9	291.8	36,800	90	
95	75.9	290.2	36,100	95	
100	74.9	288.6	35,400	100	
105	73.9	286.9	34,700	105	
110	72.8	285.0	34,000	110	
115	71.8	283.1	33,400	115	
120	70.8	281.0	31,200	120	
125	69.7	278.8	28,900	125	
130	68.6	276.6	26,800	130	
135	67.6	274.2	24,800	135	
140	66.5	271.7	23,000	140	
145	65.4	269.1	21,400	145	
150	64.3	266.3	19,800	150	
155	63.2	263.4	18,400	155	
160	62.0	260.4	17,000	160	
165	60.9	257.3	15,800	165	
170	59.7	254.0	14,600	170	
175	58.6	250.6	13,500	175	
180	57.4	247.0	12,400	180	
185	56.2	243.3	11,400	185	
190	54.9	239.3	10,500	190	
195	53.7	235.3	9,600	195	
200	52.4	231.0	8,700	200	
205	51.1	226.5	7,900	205	
210	49.8	221.8	7,200	210	
215	48.4	216.9	6,400	215	
220	47.0	211.7	5,700	220	
225	45.6	206.3	5,100	225	
230	44.2	200.6	4,400	230	

MLC250 S-2

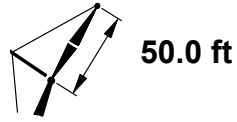
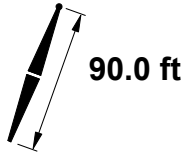
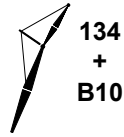


184,600 lb
+
44,000 lb



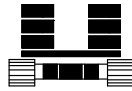
	5°							15°							
	ft	°	ft	0° lb	1° lb	2° lb	3° lb	°	ft	0° lb	1° lb	2° lb	3° lb	ft	
35	79.7	144.9	45,400	37,700											35
40	77.6	143.7	44,100	36,800											40
45	75.4	142.3	42,900	36,000	31,800	27,500		79.0	141.1	39,800	33,800				45
50	73.3	140.7	41,700	35,200	30,500	27,000		76.8	139.5	38,900	33,200	29,100	25,900		50
55	71.1	138.9	40,700	34,400	29,900	26,500		74.6	137.7	38,000	32,700	28,700	25,500		55
60	68.9	136.8	39,700	33,700	29,400	26,100		72.4	135.6	37,000	32,200	28,200	25,200		60
65	66.6	134.6	38,700	33,000	28,900	25,700		70.2	133.4	36,200	31,700	27,900	24,900		65
70	64.4	132.1	37,700	32,400	28,400	25,300		67.8	130.8	35,100	31,300	27,500	24,600		70
75	62.0	129.3	36,700	31,800	27,900	24,900		65.5	128.0	33,200	30,800	27,200	24,400		75
80	59.6	126.3	35,800	31,200	27,500	24,500		63.1	125.0	31,500	30,500	26,900	24,200		80
85	57.2	123.0	34,900	30,700	27,100	24,200		60.6	121.6	30,100	29,900	26,600	23,900		85
90	54.6	119.3	34,100	30,200	26,700	23,900		58.0	117.9	28,700	28,600	26,400	23,700		90
95	52.0	115.3	33,300	29,700	26,300	23,600		55.3	113.9	27,400	27,300	26,100	23,500		95
100	49.3	110.9	31,600	29,300	25,900	23,300		52.6	109.4	26,300	26,200	25,900	23,400		100
105	46.4	106.1	30,000	28,700	25,600	23,000		49.7	104.5	25,300	25,300	25,000	23,200		105
110	43.4	100.7	28,700	28,300	25,300	22,800		46.6	99.0	24,400	24,300	24,100	23,100		110
115	40.2	94.7	27,500	27,200	25,100	22,600		43.3	92.8	23,600	23,500	23,300	23,000		115
120	36.8	87.9	26,300	26,200	24,900	22,500		39.8	85.9	22,800	22,800	22,600	22,400		120
125	33.0	80.2	25,300	25,100	24,700	22,400		35.9	77.9	22,200	22,100	22,000	21,800		125
130	28.7	71.1	24,300	24,100	24,000	22,200		31.5	68.5	21,500	21,400	21,400	21,300		130
135	23.7	59.9	23,400	23,300	23,100	22,200									135

MLC250 S-2

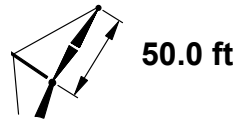
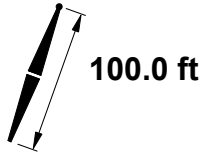


		25°					
		184,600 lb + 44,000 lb					
ft	°	ft	0° lb	1° lb	2° lb	3° lb	ft
35							35
40							40
45							45
50	80.5	136.9	32,500				50
55	78.3	135.1	30,700	30,400	27,400		55
60	76.0	133.0	29,200	28,900	27,200	24,300	60
65	73.7	130.7	27,800	27,500	27,000	24,200	65
70	71.3	128.1	26,600	26,300	25,800	24,000	70
75	68.9	125.2	25,500	25,200	24,800	23,900	75
80	66.4	122.1	24,400	24,200	23,800	23,500	80
85	63.9	118.6	23,500	23,300	23,000	22,700	85
90	61.2	114.8	22,700	22,500	22,200	21,900	90
95	58.5	110.7	21,900	21,700	21,500	21,300	95
100	55.6	106.0	21,200	21,100	20,900	20,700	100
105	52.6	100.9	20,600	20,500	20,300	20,100	105
110	49.4	95.2	20,000	19,900	19,800	19,600	110
115	46.0	88.8	19,500	19,400	19,300	19,200	115
120							120
125							125
130							130
135							135

MLC250 S-2

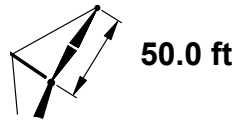
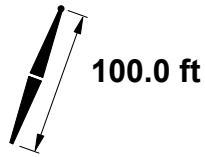


184,600 lb
+
44,000 lb



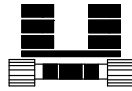
	5°							15°						
			184,600 lb + 44,000 lb						184,600 lb + 44,000 lb					
	ft	°	ft	0° lb	1° lb	2° lb	3° lb	°	ft	0° lb	1° lb	2° lb	3° lb	ft
35	80.4	155.1	45,700											35
40	78.4	154.0	44,500	37,100	31,900									40
45	76.4	152.7	43,300	36,300	31,300	27,600		79.8	151.5	40,100	34,000			45
50	74.4	151.2	42,300	35,500	30,700	27,200		77.8	150.0	39,300	33,400	29,200	25,900	50
55	72.4	149.5	41,200	34,800	30,200	26,700		75.7	148.3	38,300	32,900	28,800	25,600	55
60	70.4	147.7	40,200	34,100	29,700	26,300		73.7	146.4	37,500	32,400	28,400	25,300	60
65	68.3	145.6	39,400	33,400	29,200	25,900		71.6	144.3	36,700	32,000	28,100	25,000	65
70	66.2	143.3	38,400	32,800	28,700	25,500		69.5	142.0	36,000	31,500	27,700	24,800	70
75	64.1	140.8	37,500	32,200	28,200	25,100		67.3	139.4	34,600	31,100	27,400	24,500	75
80	61.9	138.0	36,600	31,700	27,800	24,800		65.1	136.7	32,900	30,700	27,100	24,300	80
85	59.7	135.0	35,700	31,100	27,400	24,500		62.8	133.6	31,400	30,400	26,900	24,100	85
90	57.4	131.7	34,900	30,700	27,000	24,100		60.5	130.3	30,000	29,900	26,600	23,900	90
95	55.0	128.1	34,200	30,100	26,600	23,900		58.1	126.6	28,800	28,700	26,400	23,700	95
100	52.6	124.2	33,500	29,700	26,300	23,600		55.7	122.7	27,600	27,500	26,200	23,500	100
105	50.1	119.9	32,000	29,300	26,000	23,300		53.1	118.3	26,600	26,500	26,000	23,400	105
110	47.4	115.2	30,500	28,900	25,700	23,100		50.5	113.6	25,600	25,500	25,200	23,300	110
115	44.7	110.0	29,200	28,500	25,400	22,900		47.7	108.3	24,700	24,600	24,400	23,200	115
120	41.8	104.4	28,000	27,800	25,200	22,700		44.7	102.5	23,900	23,900	23,600	23,000	120
125	38.7	98.1	26,900	26,700	24,900	22,500		41.6	96.1	23,100	23,100	22,900	22,700	125
130	35.4	91.0	25,900	25,700	24,700	22,400		38.2	88.8	22,500	22,500	22,300	22,200	130
135	31.8	82.9	24,900	24,800	24,600	22,300		34.5	80.5	21,900	21,800	21,800	21,600	135
140	27.7	73.4	24,100	24,000	23,800	22,200								140
145	22.9	61.8	23,300	23,200	23,100	22,200								145

MLC250 S-2

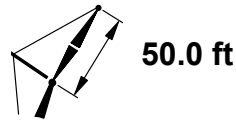
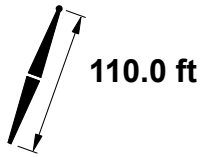


		25°					
		184,600 lb + 44,000 lb					
ft	°	ft	0° lb	1° lb	2° lb	3° lb	ft
35							35
40							40
45							45
50							50
55	79.1	145.6	31,400	31,000			55
60	77.0	143.7	29,900	29,500	27,300	24,400	60
65	74.9	141.6	28,500	28,200	27,100	24,200	65
70	72.7	139.2	27,300	27,000	26,500	24,100	70
75	70.5	136.6	26,200	25,900	25,500	24,000	75
80	68.3	133.7	25,200	24,900	24,500	23,900	80
85	65.9	130.6	24,300	24,000	23,700	23,300	85
90	63.6	127.2	23,500	23,200	22,900	22,600	90
95	61.1	123.5	22,700	22,500	22,200	21,900	95
100	58.6	119.4	22,000	21,800	21,500	21,300	100
105	56.0	114.9	21,300	21,100	20,900	20,700	105
110	53.2	110.0	20,700	20,600	20,400	20,200	110
115	50.3	104.6	20,200	20,100	19,900	19,800	115
120	47.3	98.5	19,700	19,600	19,500	19,400	120
125	44.0	91.8	19,300	19,200	19,100	19,000	125
130							130
135							135
140							140
145							145

MLC250 S-2

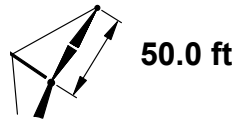
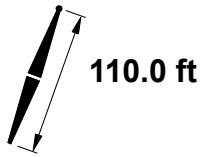


184,600 lb
+
44,000 lb



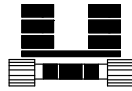
	5°							15°						
			184,600 lb + 44,000 lb						184,600 lb + 44,000 lb					
	ft	°	ft	0° lb	1° lb	2° lb	3° lb	°	ft	0° lb	1° lb	2° lb	3° lb	ft
35	81.0	165.3	45,900											35
40	79.1	164.2	44,700	37,200										40
45	77.3	163.0	43,700	36,400	31,400	27,700		80.4	161.8	40,300				45
50	75.4	161.6	42,600	35,800	30,900	27,300		78.6	160.4	39,600	33,600	29,200		50
55	73.6	160.1	41,700	35,000	30,400	26,800		76.7	158.8	38,700	33,100	28,900	25,700	55
60	71.7	158.3	40,800	34,400	29,900	26,500	74.8	157.1	37,900	32,600	28,600	25,400		60
65	69.7	156.4	39,800	33,700	29,400	26,100	72.8	155.1	37,100	32,200	28,300	25,200		65
70	67.8	154.3	39,000	33,200	28,900	25,700	70.9	153.0	36,400	31,800	27,900	24,900		70
75	65.8	152.0	38,200	32,600	28,500	25,400	68.9	150.6	35,700	31,400	27,600	24,700		75
80	63.8	149.4	37,300	32,000	28,100	25,000	66.8	148.1	34,200	31,000	27,400	24,500		80
85	61.8	146.7	36,400	31,500	27,700	24,700	64.8	145.3	32,700	30,600	27,000	24,200		85
90	59.7	143.6	35,700	31,000	27,300	24,400	62.7	142.2	31,200	30,300	26,800	24,000		90
95	57.5	140.4	35,000	30,600	26,900	24,100	60.5	138.9	30,000	29,900	26,600	23,900		95
100	55.3	136.8	34,200	30,100	26,600	23,900	58.3	135.3	28,800	28,700	26,400	23,700		100
105	53.1	133.0	33,600	29,700	26,300	23,600	56.0	131.4	27,700	27,600	26,200	23,500		105
110	50.7	128.8	32,400	29,400	26,000	23,400	53.6	127.2	26,700	26,700	26,000	23,400		110
115	48.3	124.3	31,000	29,000	25,700	23,100	51.2	122.6	25,900	25,800	25,400	23,300		115
120	45.8	119.3	29,700	28,600	25,500	23,000	48.6	117.6	25,000	24,900	24,600	23,200		120
125	43.2	113.9	28,500	28,200	25,200	22,700	45.9	112.1	24,200	24,100	23,900	23,100		125
130	40.4	107.9	27,400	27,300	25,000	22,600	43.1	106.0	23,500	23,400	23,200	23,000		130
135	37.4	101.3	26,500	26,300	24,900	22,400	40.0	99.2	22,900	22,800	22,600	22,500		135
140	34.2	93.9	25,500	25,400	24,700	22,300	36.8	91.6	22,200	22,200	22,100	21,900		140
145	30.7	85.5	24,700	24,500	24,400	22,200	33.1	83.0	21,700	21,700	21,600	21,500		145
150	26.7	75.6	23,900	23,800	23,600	22,200								150
155	22.1	63.6	23,200	23,000	22,600	22,100								155

MLC250 S-2

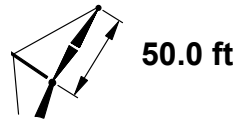
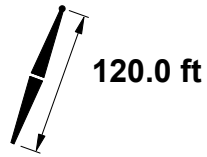


		25°					
		184,600 lb + 44,000 lb					
ft	°	ft	0° lb	1° lb	2° lb	3° lb	ft
35							35
40							40
45							45
50							50
55	79.8	156.1	31,900	31,300			55
60	77.9	154.3	30,500	30,200	27,300	24,400	60
65	75.9	152.3	29,200	28,800	27,100	24,300	65
70	73.9	150.1	28,000	27,700	27,000	24,200	70
75	71.9	147.8	26,900	26,600	26,100	24,000	75
80	69.8	145.1	25,900	25,600	25,200	24,000	80
85	67.7	142.3	25,000	24,700	24,300	23,900	85
90	65.5	139.2	24,100	23,900	23,500	23,200	90
95	63.3	135.8	23,300	23,100	22,800	22,500	95
100	61.0	132.1	22,600	22,400	22,200	21,900	100
105	58.7	128.1	22,000	21,800	21,600	21,300	105
110	56.3	123.7	21,400	21,200	21,000	20,800	110
115	53.7	119.0	20,800	20,700	20,500	20,300	115
120	51.1	113.8	20,400	20,200	20,000	19,900	120
125	48.3	108.1	19,900	19,800	19,600	19,500	125
130	45.3	101.7	19,400	19,400	19,200	19,100	130
135							135
140							140
145							145
150							150
155							155

MLC250 S-2

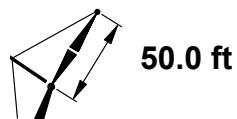
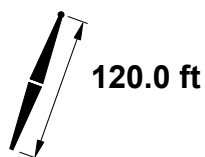


184,600 lb
+
44,000 lb



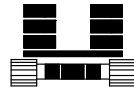
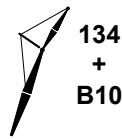
	5°							15°						
			184,600 lb + 44,000 lb						184,600 lb + 44,000 lb					
	ft	°	ft	0° lb	1° lb	2° lb	3° lb	°	ft	0° lb	1° lb	2° lb	3° lb	ft
40	79.8	174.5	45,000	37,300				81.0	172.1	40,400				40
45	78.1	173.3	43,900	36,600				79.3	170.8	39,700	33,700			45
50	76.3	172.0	42,900	36,000	31,600	27,400		77.5	169.3	39,000	33,200	29,000	25,700	50
55	74.6	170.6	42,000	35,300	30,500	27,000		75.7	167.6	38,200	32,800	28,700	25,500	55
60	72.8	168.9	41,100	34,600	30,000	26,600		73.9	165.8	37,500	32,300	28,400	25,300	60
65	71.0	167.1	40,300	34,100	29,600	26,200	73.9	165.8	37,500	32,300	28,400	25,300	65	
70	69.2	165.2	39,500	33,500	29,200	25,900	72.1	163.8	36,800	31,900	28,100	25,000	70	
75	67.4	163.0	38,800	32,900	28,700	25,500	70.2	161.7	36,100	31,600	27,800	24,800	75	
80	65.5	160.6	37,900	32,400	28,300	25,200	68.3	159.3	35,500	31,200	27,500	24,600	80	
85	63.6	158.1	37,100	31,900	28,000	24,900	66.4	156.7	33,900	30,900	27,200	24,400	85	
90	61.7	155.3	36,300	31,400	27,600	24,600	64.5	153.9	32,500	30,600	27,000	24,200	90	
95	59.7	152.3	35,500	31,000	27,200	24,400	62.5	150.9	31,100	30,200	26,800	24,000	95	
100	57.7	149.1	34,900	30,600	26,900	24,100	60.5	147.6	30,000	29,800	26,500	23,800	100	
105	55.6	145.6	34,300	30,100	26,600	23,800	58.4	144.0	28,900	28,700	26,300	23,700	105	
110	53.5	141.8	33,600	29,800	26,200	23,600	56.2	140.2	27,800	27,800	26,200	23,600	110	
115	51.3	137.7	32,700	29,400	26,000	23,400	54.0	136.1	26,900	26,800	26,000	23,400	115	
120	49.1	133.3	31,400	29,100	25,700	23,200	51.8	131.6	26,000	26,000	25,600	23,300	120	
125	46.7	128.5	30,200	28,700	25,500	22,900	49.4	126.7	25,200	25,100	24,900	23,200	125	
130	44.3	123.3	29,000	28,300	25,300	22,700	46.9	121.4	24,500	24,400	24,200	23,100	130	
135	41.8	117.6	28,000	27,800	25,100	22,600	44.3	115.7	23,800	23,800	23,500	23,100	135	
140	39.1	111.4	27,100	26,800	24,800	22,500	41.6	109.3	23,200	23,100	22,900	22,700	140	
145	36.2	104.5	26,100	25,400	24,700	22,300	38.6	102.3	22,600	22,500	22,400	22,200	145	
150	33.1	96.8	24,800	24,100	23,400	22,300	35.5	94.4	22,100	22,000	21,900	21,800	150	
155	29.7	88.0	23,400	22,800	22,100	21,500	32.0	85.3	21,600	21,500	21,500	21,400	155	
160	25.9	77.8	22,100	21,500	21,000	20,500							160	
165	21.3	65.4	20,900	20,400	19,900	19,400							165	

MLC250 S-2

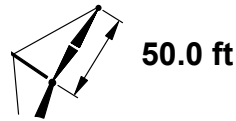
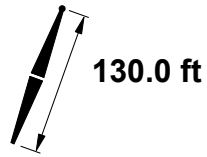


		25°					
		184,600 lb + 44,000 lb					
ft	°	ft	0° lb	1° lb	2° lb	3° lb	ft
40							40
45							45
50							50
55	80.5	166.5	32,500				55
60	78.7	164.8	31,000	30,700	27,300		60
65	76.8	163.0	29,700	29,400	27,200	24,300	65
70	75.0	161.0	28,600	28,300	27,000	24,200	70
75	73.1	158.7	27,500	27,200	26,700	24,100	75
80	71.2	156.3	26,500	26,200	25,800	24,000	80
85	69.2	153.7	25,600	25,300	24,900	23,900	85
90	67.2	150.8	24,800	24,500	24,100	23,800	90
95	65.2	147.7	24,000	23,800	23,400	23,100	95
100	63.1	144.4	23,200	23,100	22,800	22,500	100
105	61.0	140.7	22,600	22,400	22,100	21,900	105
110	58.8	136.8	22,000	21,800	21,600	21,300	110
115	56.5	132.5	21,400	21,300	21,100	20,800	115
120	54.2	127.9	21,000	20,800	20,600	20,400	120
125	51.7	122.9	20,400	20,300	20,100	20,000	125
130	49.2	117.5	20,000	19,900	19,700	19,600	130
135	46.5	111.5	19,600	19,500	19,400	19,300	135
140	43.6	104.8	19,200	19,200	19,100	19,000	140
145							145
150							150
155							155
160							160
165							165

MLC250 S-2

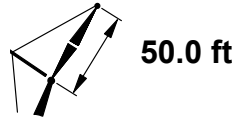
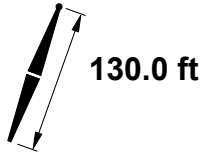
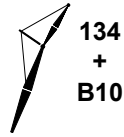


184,600 lb
+
44,000 lb



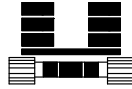
	5°							15°							
	ft	°	ft	184,600 lb + 44,000 lb				ft	°	ft	184,600 lb + 44,000 lb				ft
				0°	1°	2°	3°				0°	1°	2°	3°	
lb	lb	lb	lb	lb	lb	lb	lb	lb	lb	lb	lb	lb	lb		
40	80.4	184.7	45,100											40	
45	78.7	183.6	44,100	36,700	31,600									45	
50	77.1	182.4	43,200	36,100	31,100	27,400	79.9	181.1	39,900	33,700				50	
55	75.5	181.0	42,300	35,400	30,700	27,000	78.2	179.7	39,300	33,300	29,000			55	
60	73.8	179.5	41,500	34,900	30,200	26,700	76.5	178.2	38,500	32,900	28,700	25,500		60	
65	72.1	177.8	40,600	34,300	29,700	26,300	74.9	176.5	37,800	32,500	28,400	25,300		65	
70	70.4	175.9	39,900	33,700	29,300	26,000	73.1	174.6	37,100	32,100	28,100	25,100		70	
75	68.7	173.9	39,100	33,200	28,900	25,700	71.4	172.6	36,500	31,800	27,900	24,800		75	
80	66.9	171.7	38,500	32,700	28,500	25,300	69.7	170.3	35,900	31,400	27,600	24,600		80	
85	65.2	169.3	37,700	32,200	28,200	25,100	67.9	167.9	35,000	31,100	27,400	24,500		85	
90	63.4	166.7	36,900	31,700	27,800	24,800	66.1	165.3	33,600	30,800	27,100	24,300		90	
95	61.6	164.0	36,200	31,300	27,400	24,500	64.2	162.5	32,300	30,500	26,900	24,100		95	
100	59.7	161.0	35,500	30,900	27,200	24,200	62.4	159.5	31,100	30,200	26,700	24,000		100	
105	57.8	157.7	34,900	30,500	26,800	24,000	60.4	156.2	29,900	29,800	26,600	23,800		105	
110	55.9	154.3	34,300	30,100	26,500	23,800	58.5	152.7	28,900	28,800	26,300	23,700		110	
115	53.9	150.5	33,700	29,800	26,200	23,500	56.5	149.0	27,900	27,900	26,200	23,500		115	
120	51.9	146.5	33,100	29,400	26,000	23,300	54.4	144.9	27,100	26,900	26,000	23,400		120	
125	49.8	142.2	31,800	29,100	25,800	23,100	52.3	140.5	26,200	26,100	25,800	23,400		125	
130	47.6	137.6	30,600	28,800	25,500	22,900	50.1	135.8	25,500	25,400	25,100	23,200		130	
135	45.3	132.5	29,100	28,000	25,300	22,700	47.8	130.7	24,700	24,700	24,400	23,200		135	
140	43.0	127.1	27,400	26,400	25,100	22,600	45.4	125.2	24,100	24,000	23,800	23,100		140	
145	40.5	121.2	25,800	24,900	24,100	22,500	42.9	119.2	23,500	23,400	23,200	23,000		145	
150	37.9	114.7	24,300	23,500	22,800	22,000	40.2	112.5	22,900	22,900	22,700	22,400		150	
155	35.1	107.5	23,000	22,200	21,500	20,900	37.4	105.2	22,300	22,300	22,100	21,200		155	
160	32.1	99.5	21,700	21,000	20,400	19,800	34.3	97.0	21,900	21,300	20,700	20,100		160	
165	28.8	90.4	20,500	19,900	19,300	18,800								165	
170	25.1	79.9	19,300	18,800	18,300	17,800								170	

MLC250 S-2

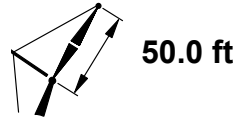
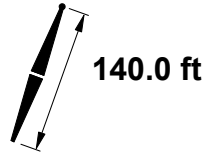


		25°					
		0°					
		1°					
		2°					
		3°					
ft	°	ft	lb	lb	lb	lb	ft
40							40
45							45
50							50
55							55
60	79.3	175.3	31,500	31,200			60
65	77.6	173.6	30,300	30,000	27,200	24,300	65
70	75.9	171.7	29,100	28,800	27,100	24,200	70
75	74.1	169.6	28,100	27,800	26,900	24,100	75
80	72.3	167.3	27,100	26,800	26,300	24,000	80
85	70.5	164.9	26,200	25,900	25,500	24,000	85
90	68.7	162.2	25,300	25,100	24,700	23,900	90
95	66.8	159.4	24,600	24,400	24,000	23,600	95
100	64.9	156.3	23,900	23,700	23,300	23,000	100
105	62.9	152.9	23,200	23,000	22,700	22,400	105
110	60.9	149.4	22,600	22,400	22,100	21,900	110
115	58.9	145.5	22,100	21,800	21,600	21,400	115
120	56.7	141.3	21,500	21,300	21,100	20,900	120
125	54.6	136.9	21,000	20,800	20,600	20,500	125
130	52.3	132.0	20,600	20,400	20,200	20,100	130
135	49.9	126.7	20,200	20,000	19,800	19,700	135
140	47.4	121.0	19,700	19,600	19,500	19,400	140
145	44.8	114.7	19,400	19,300	19,200	19,100	145
150							150
155							155
160							160
165							165
170							170

MLC250 S-2

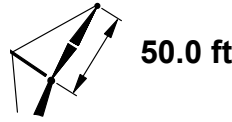
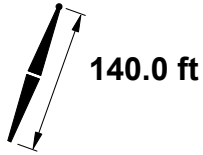
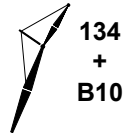


184,600 lb
+
44,000 lb



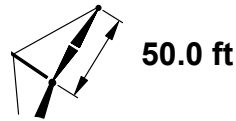
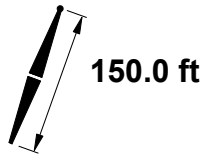
	5°							15°							
	ft	°	ft	0° lb	1° lb	2° lb	3° lb	ft	°	ft	0° lb	1° lb	2° lb	3° lb	ft
40	80.9	194.8	45,200	36,800											40
45	79.3	193.8	44,300	36,200	31,100	27,400									45
50	77.8	192.7	43,400	35,600	30,700	27,000									50
55	76.2	191.4	42,600	35,000	30,300	26,700									55
60	74.7	189.9	41,800	35,000	30,300	26,700									60
65	73.1	188.4	40,900	34,400	29,800	26,400									65
70	71.5	186.6	40,200	33,900	29,500	26,000									70
75	69.9	184.7	39,500	33,400	29,100	25,800									75
80	68.2	182.6	38,800	32,900	28,700	25,500									80
85	66.6	180.4	38,200	32,500	28,400	25,200									85
90	64.9	178.0	37,400	32,000	28,000	24,900									90
95	63.2	175.4	36,700	31,600	27,700	24,700									95
100	61.5	172.6	36,100	31,200	27,300	24,400									100
105	59.7	169.6	35,400	30,800	27,000	24,200									105
110	57.9	166.4	34,800	30,400	26,800	23,900									110
115	56.1	163.0	34,300	30,100	26,500	23,700									115
120	54.2	159.3	33,700	29,700	26,200	23,500									120
125	52.3	155.4	32,500	29,400	25,900	23,300									125
130	50.3	151.1	30,500	29,000	25,800	23,100									130
135	48.3	146.6	28,700	27,500	25,500	22,900									135
140	46.2	141.7	27,000	26,000	25,000	22,800									140
145	44.0	136.5	25,400	24,500	23,600	22,600									145
150	41.7	130.8	24,000	23,100	22,300	21,400									150
155	39.3	124.6	22,600	21,800	21,000	20,300									155
160	36.8	117.9	21,300	20,600	19,900	19,200									160
165	34.1	110.5	20,100	19,500	18,800	18,200									165
170	31.2	102.2	19,000	18,400	17,800	17,300									170
175	28.0	92.8	17,900	17,400	16,900	16,400									175
180	24.4	81.9	16,900	16,400	16,000	15,500									180

MLC250 S-2



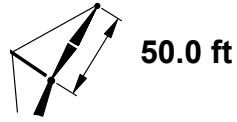
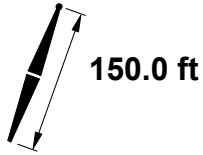
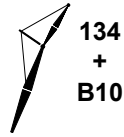
		25°							
		0°							
		1°							
		2°							
		3°							
		lb							
		ft							
		°							
		ft							
		lb							
40							40		
45							45		
50							50		
55							55		
60	79.9	185.7	32,000	31,200			60		
65	78.3	184.1	30,800	30,400	27,200		65		
70	76.7	182.3	29,600	29,300	27,100	24,200	70		
75	75.0	180.4	28,600	28,300	26,900	24,100	75		
80	73.4	178.2	27,600	27,400	26,800	24,000	80		
85	71.7	175.9	26,700	26,500	26,000	24,000	85		
90	69.9	173.5	25,900	25,700	25,200	23,900	90		
95	68.2	170.8	25,100	24,900	24,500	23,900	95		
100	66.4	167.9	24,400	24,200	23,800	23,500	100		
105	64.6	164.8	23,700	23,600	23,200	22,900	105		
110	62.8	161.5	23,100	23,000	22,600	22,400	110		
115	60.9	158.0	22,600	22,400	22,100	21,800	115		
120	58.9	154.2	22,100	21,900	21,600	21,400	120		
125	56.9	150.1	21,600	21,400	21,100	20,900	125		
130	54.9	145.7	21,000	20,900	20,700	20,500	130		
135	52.8	141.0	20,600	20,500	20,300	20,100	135		
140	50.6	135.9	20,200	20,100	19,900	19,800	140		
145	48.3	130.4	19,900	19,800	19,600	19,500	145		
150	45.9	124.5	19,500	19,400	19,300	19,200	150		
155	43.3	117.9	19,200	19,100	19,000	18,900	155		
160							160		
165							165		
170							170		
175							175		
180							180		

MLC250 S-2



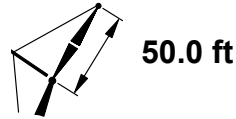
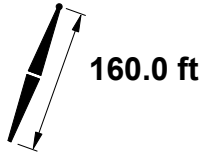
	5°							15°							
	ft	°	ft	184,600 lb + 44,000 lb				ft	°	ft	184,600 lb + 44,000 lb				
				0°	1°	2°	3°				0°	1°	2°	3°	
ft	°	ft	lb	lb	lb	lb	ft	°	ft	lb	lb	lb	lb	ft	
45	79.9	204.0	44,400	36,800											45
50	78.4	203.0	43,500	36,200											50
55	76.9	201.7	42,700	35,600	31,100										55
60	75.5	200.4	42,000	35,100	30,700	27,000									60
65	74.0	198.9	41,200	34,600	30,300	26,700									65
70	72.5	197.2	40,500	34,100	29,900	26,400									70
75	70.9	195.4	39,800	33,600	29,500	26,100	74.9	195.8	37,600	32,300	28,200	25,100			75
80	69.4	193.5	39,100	33,100	29,200	25,800	73.4	194.0	37,100	32,000	28,000	24,900			80
85	67.8	191.4	38,500	32,700	28,800	25,500	71.8	192.1	36,500	31,700	27,800	24,800			85
90	66.3	189.1	38,500	32,700	28,500	25,300	70.3	190.0	35,900	31,400	27,500	24,600			90
95	64.7	186.7	37,900	32,200	28,200	25,000	68.7	187.7	35,500	31,100	27,300	24,400			95
100	63.1	184.1	37,300	31,800	28,200	24,700	67.1	185.2	34,400	30,900	27,100	24,300			100
105	61.4	181.3	36,600	31,400	27,800	24,700	65.4	182.6	33,100	30,600	27,000	24,100			105
110	59.7	178.3	36,000	31,000	27,500	24,500	63.8	179.8	32,000	30,300	26,800	24,000			110
115	58.0	175.1	35,300	30,600	27,300	24,300	62.1	176.8	30,900	30,000	26,600	23,900			115
120	56.3	171.7	34,800	30,300	26,900	24,000	60.4	173.5	29,900	29,800	26,400	23,700			120
125	54.5	168.1	34,100	30,000	26,600	23,800	58.6	170.1	29,000	28,900	26,200	23,600			125
130	52.7	164.2	33,400	29,600	26,400	23,700	56.9	166.4	28,100	28,000	26,100	23,500			130
135	50.9	160.0	32,700	29,200	26,200	23,500	55.0	162.5	27,300	27,200	26,000	23,400			135
140	48.9	155.6	29,900	28,600	25,900	23,300	53.1	158.3	26,600	26,500	25,900	23,300			140
145	47.0	150.9	28,100	26,900	25,700	23,100	51.2	153.8	25,800	25,800	25,800	23,200			145
150	44.9	145.8	26,400	25,300	24,200	22,900	49.2	149.0	25,200	24,400	23,400	22,400			150
155	42.8	140.3	24,800	23,800	22,800	21,900	47.1	143.9	23,900	23,000	22,000	21,100			155
160	40.6	134.4	23,400	22,400	21,500	20,600	45.0	138.3	22,500	21,600	20,800	20,000			160
165	38.3	128.0	22,000	21,100	20,300	19,500	42.7	132.3	21,200	20,400	19,600	18,900			165
170	35.8	121.0	20,700	19,900	19,200	18,400	40.4	125.8	19,900	19,200	18,500	17,800			170
175	33.2	113.3	19,500	18,800	18,100	17,400	37.8	118.7	18,800	18,100	17,500	16,800			175
180	30.3	104.8	18,400	17,800	17,100	16,500	35.2	110.8	17,700	17,100	16,500	15,900			180
185	27.2	95.1	17,300	16,700	16,200	15,600	32.2	102.1	16,600	16,100	15,500	15,000			185
190	23.7	83.9	16,300	15,800	15,300	14,700									190

MLC250 S-2



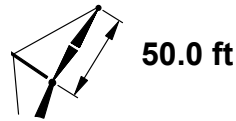
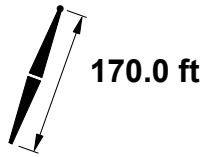
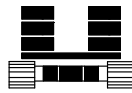
		25°					
		184,600 lb + 44,000 lb					
ft	°	ft	0° lb	1° lb	2° lb	3° lb	ft
45							45
50							50
55							55
60	80.5	196.1	32,400				60
65	78.9	194.5	31,200	30,900	27,200		65
70	77.4	192.9	30,100	29,800	27,100	24,200	70
75	75.8	191.0	29,100	28,800	27,000	24,100	75
80	74.3	189.0	28,200	27,900	26,900	24,100	80
85	72.7	186.9	27,200	27,000	26,500	24,000	85
90	71.1	184.6	26,400	26,200	25,700	23,900	90
95	69.4	182.1	25,700	25,400	25,000	23,900	95
100	67.8	179.4	24,900	24,700	24,300	23,800	100
105	66.1	176.5	24,300	24,100	23,700	23,400	105
110	64.4	173.4	23,600	23,500	23,100	22,800	110
115	62.6	170.1	23,100	22,900	22,600	22,300	115
120	60.8	166.6	22,500	22,400	22,100	21,800	120
125	59.0	162.9	22,100	21,900	21,600	21,400	125
130	57.1	158.9	21,600	21,400	21,200	21,000	130
135	55.2	154.6	21,100	21,000	20,800	20,600	135
140	53.2	150.0	20,700	20,600	20,400	20,200	140
145	51.1	145.0	20,300	20,200	20,000	19,900	145
150	49.0	139.7	20,000	19,900	19,700	19,600	150
155	46.8	134.0	19,700	19,500	19,400	19,300	155
160	44.4	127.8	19,300	19,300	19,100	19,000	160
165							165
170							170
175							175
180							180
185							185
190							190

MLC250 S-2



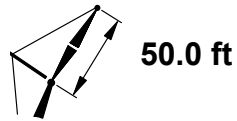
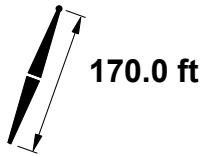
	5°							15°							
	ft	°	ft	0° lb	1° lb	2° lb	3° lb	ft	°	ft	0° lb	1° lb	2° lb	3° lb	ft
45	80.4	214.2	44,400												45
50	79.0	213.2	43,600	36,200	31,100										50
55	77.6	212.0	42,800	35,700	30,700	27,000									55
60	76.2	210.7	42,100	35,200	30,300	26,700	80.0	210.7	39,500	33,300					60
65	74.8	209.3	41,400	34,700	30,000	26,400	78.5	209.4	39,000	33,000	28,700				65
							77.1	207.9	38,500	32,700	28,500	25,200			
70	73.3	207.8	40,700	34,200	29,600	26,100	75.7	206.4	37,900	32,300	28,200	25,100			70
75	71.9	206.1	40,000	33,700	29,200	25,900	74.2	204.7	37,300	32,000	28,000	24,900			75
80	70.4	204.2	39,400	33,200	28,900	25,600	72.8	202.8	36,700	31,800	27,800	24,700			80
85	69.0	202.2	38,800	32,800	28,500	25,400	71.3	200.8	36,200	31,500	27,600	24,600			85
90	67.5	200.1	38,200	32,400	28,300	25,100	69.8	198.7	35,700	31,200	27,400	24,400			90
95	66.0	197.8	37,700	32,000	27,900	24,900	68.3	196.3	35,300	31,000	27,200	24,300			95
100	64.5	195.4	37,000	31,600	27,700	24,600	66.7	193.9	34,100	30,700	27,000	24,100			100
105	62.9	192.7	36,400	31,300	27,400	24,400	65.2	191.2	33,000	30,500	26,800	24,000			105
110	61.3	189.9	35,800	30,900	27,100	24,200	63.6	188.4	31,900	30,200	26,600	23,900			110
115	59.8	186.9	35,200	30,500	26,900	24,000	62.0	185.4	30,900	30,000	26,500	23,800			115
120	58.1	183.8	33,600	30,200	26,600	23,700	60.4	182.2	29,900	29,700	26,400	23,700			120
125	56.5	180.4	31,500	29,900	26,300	23,600	58.7	178.8	29,000	28,900	26,300	23,600			125
130	54.8	176.8	29,500	28,100	26,100	23,400	57.0	175.1	28,200	28,100	26,100	23,500			130
135	53.1	173.0	27,700	26,400	25,100	23,200	55.3	171.3	27,400	27,100	25,800	23,400			135
140	51.3	168.9	26,000	24,800	23,700	22,600	53.5	167.2	26,700	25,500	24,300	23,200			140
145	49.5	164.6	24,400	23,300	22,300	21,300	51.7	162.8	25,000	23,900	22,900	21,900			145
150	47.7	159.9	23,000	22,000	21,000	20,100	49.8	158.1	23,500	22,500	21,600	20,600			150
155	45.7	155.0	21,600	20,700	19,800	18,900	47.8	153.1	22,100	21,200	20,300	19,400			155
160	43.8	149.7	20,300	19,500	18,700	17,900	45.8	147.7	20,800	20,000	19,100	18,300			160
165	41.7	144.0	19,100	18,400	17,600	16,900	43.7	142.0	19,600	18,800	18,000	17,300			165
170	39.5	137.9	18,000	17,300	16,600	15,900	41.5	135.8	18,400	17,700	17,000	16,300			170
175	37.3	131.3	17,000	16,300	15,700	15,000	39.2	129.0	17,300	16,700	16,000	15,400			175
180	34.9	124.1	16,000	15,400	14,800	14,200	36.8	121.7	16,300	15,700	15,100	14,500			180
185	32.3	116.1	15,000	14,500	13,900	13,400	34.2	113.6	15,300	14,800	14,200	13,700			185
190	29.6	107.3	14,100	13,600	13,100	12,600	31.3	104.5	14,400	13,900	13,400	12,900			190
195	26.5	97.4	13,300	12,800	12,400	11,900									195
200	23.1	85.8	12,500	12,000	11,600	11,200									200

MLC250 S-2



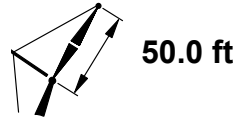
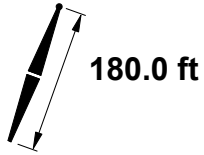
	5°							15°							
			184,600 lb + 44,000 lb						184,600 lb + 44,000 lb						
	ft	°	ft	0° lb	1° lb	2° lb	3° lb	ft	°	ft	0° lb	1° lb	2° lb	3° lb	ft
45	80.8	224.4	44,400												45
50	79.5	223.4	43,600	36,200											50
55	78.2	222.3	42,900	35,700	30,700			80.4	220.9	39,600					55
60	76.8	221.1	42,200	35,200	30,300	26,700		79.1	219.7	39,100	33,000				60
65	75.5	219.7	41,500	34,700	30,000	26,400		77.7	218.3	38,600	32,700	28,400	25,200		65
70	74.1	218.3	40,900	34,200	29,600	26,100		76.4	216.8	38,000	32,400	28,200	25,100		70
75	72.7	216.6	40,200	33,800	29,300	25,900		75.0	215.2	37,500	32,100	28,000	24,900		75
80	71.4	214.9	39,600	33,300	28,900	25,600		73.6	213.5	37,000	31,800	27,800	24,700		80
85	70.0	213.0	39,000	32,900	28,600	25,400		72.2	211.6	36,500	31,600	27,600	24,600		85
90	68.6	211.0	38,500	32,500	28,300	25,200		70.8	209.5	36,000	31,300	27,500	24,500		90
95	67.1	208.8	37,900	32,200	28,100	24,900		69.3	207.3	35,500	31,100	27,300	24,300		95
100	65.7	206.5	37,500	31,800	27,700	24,700		67.9	205.0	35,000	30,800	27,100	24,200		100
105	64.3	204.0	36,800	31,500	27,400	24,500		66.4	202.5	33,900	30,600	26,900	24,000		105
110	62.8	201.4	36,200	31,100	27,200	24,300		64.9	199.9	32,800	30,400	26,700	23,900		110
115	61.3	198.6	35,500	30,800	26,900	24,000		63.4	197.0	31,700	30,200	26,600	23,800		115
120	59.8	195.6	33,200	30,400	26,700	23,900		61.9	194.0	30,800	30,000	26,400	23,700		120
125	58.2	192.4	31,000	29,400	26,500	23,600		60.4	190.8	29,900	29,700	26,400	23,600		125
130	56.7	189.1	29,000	27,500	26,100	23,500		58.8	187.5	29,000	28,300	26,200	23,500		130
135	55.1	185.5	27,200	25,800	24,500	23,300		57.2	183.9	28,000	26,600	25,300	23,400		135
140	53.4	181.8	25,500	24,200	23,000	21,900		55.5	180.1	26,200	25,000	23,700	22,600		140
145	51.8	177.8	23,900	22,800	21,700	20,600		53.8	176.0	24,600	23,400	22,300	21,200		145
150	50.0	173.5	22,500	21,400	20,400	19,400		52.1	171.7	23,100	22,000	21,000	20,000		150
155	48.3	169.0	21,100	20,100	19,200	18,300		50.3	167.1	21,700	20,700	19,800	18,800		155
160	46.5	164.2	19,900	18,900	18,100	17,200		48.5	162.3	20,400	19,500	18,600	17,700		160
165	44.6	159.0	18,700	17,800	17,000	16,200		46.6	157.1	19,200	18,300	17,500	16,700		165
170	42.7	153.5	17,500	16,800	16,000	15,300		44.6	151.5	18,000	17,200	16,500	15,700		170
175	40.7	147.7	16,500	15,800	15,100	14,400		42.6	145.5	16,900	16,200	15,500	14,800		175
180	38.6	141.3	15,500	14,800	14,200	13,600		40.5	139.1	15,900	15,200	14,600	13,900		180
185	36.4	134.5	14,600	13,900	13,400	12,800		38.2	132.1	14,900	14,300	13,700	13,100		185
190	34.0	127.0	13,700	13,100	12,600	12,000		35.8	124.5	14,000	13,400	12,900	12,300		190
195	31.5	118.9	12,800	12,300	11,800	11,300		33.3	116.2	13,100	12,600	12,100	11,600		195
200	28.8	109.8	12,000	11,500	11,100	10,600									200
205	25.9	99.6	11,200	10,800	10,400	10,000									205
210	22.5	87.7	10,500	10,100	9,700	9,400									210

MLC250 S-2



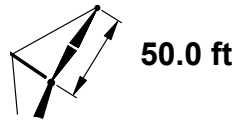
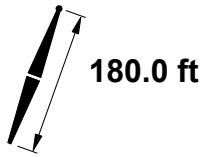
		25°					
		0°					
		1°					
		2°					
		3°					
ft	°	ft	lb	lb	lb	lb	ft
45							45
50							50
55							55
60							60
65	80.0	215.3	32,000				65
70	78.6	213.8	31,000	30,700	27,000		70
75	77.2	212.2	30,000	29,700	26,900	24,000	75
80	75.8	210.4	29,100	28,800	26,800	24,000	80
85	74.4	208.5	28,200	27,900	26,800	23,900	85
90	72.9	206.4	27,400	27,100	26,600	23,900	90
95	71.5	204.2	26,700	26,400	25,900	23,800	95
100	70.0	201.8	25,900	25,700	25,300	23,800	100
105	68.5	199.3	25,300	25,100	24,600	23,800	105
110	67.0	196.6	24,600	24,400	24,100	23,700	110
115	65.5	193.7	24,000	23,900	23,500	23,200	115
120	63.9	190.6	23,500	23,300	23,000	22,700	120
125	62.4	187.4	23,000	22,800	22,500	22,200	125
130	60.7	183.9	22,500	22,300	22,100	21,800	130
135	59.1	180.3	22,000	21,900	21,600	21,400	135
140	57.4	176.4	21,700	21,500	21,200	21,000	140
145	55.7	172.2	21,200	21,100	20,900	20,700	145
150	53.9	167.8	20,900	20,700	20,500	20,300	150
155	52.1	163.1	20,500	20,400	20,200	19,300	155
160	50.2	158.1	20,200	20,000	19,100	18,200	160
165	48.3	152.8	19,600	18,800	17,900	17,100	165
170	46.2	147.0	18,400	17,600	16,800	16,100	170
175	44.1	140.9	17,300	16,500	15,800	15,100	175
180							180
185							185
190							190
195							195
200							200
205							205
210							210

MLC250 S-2



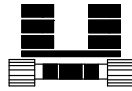
	5°						15°								
			184,600 lb + 44,000 lb						184,600 lb + 44,000 lb						
	ft	°	ft	0° lb	1° lb	2° lb	3° lb	ft	°	ft	0° lb	1° lb		2° lb	3° lb
50	80.0	233.6	43,600	36,100				80.9	231.2	39,500					50
55	78.7	232.6	42,900	35,600				79.6	230.0	39,100	33,000				55
60	77.4	231.4	42,200	35,100	30,600	26,600		78.3	228.7	38,600	32,600	28,400			60
65	76.1	230.1	41,600	34,700	29,900	26,400		77.0	227.3	38,200	32,400	28,200	25,000		65
70	74.8	228.7	41,000	34,200	29,600	26,100		75.7	225.7	37,700	32,100	28,000	24,800		70
75	73.5	227.2	40,400	33,800	29,300	25,800		74.3	224.1	37,200	31,800	27,800	24,700		75
80	72.2	225.5	39,800	33,400	29,000	25,600		73.0	222.3	36,700	31,600	27,600	24,500		80
85	70.9	223.7	39,200	33,000	28,700	25,400		71.7	220.3	36,200	31,300	27,400	24,400		85
90	69.5	221.8	38,700	32,600	28,400	25,100		70.3	218.2	35,800	31,100	27,200	24,300		90
95	68.2	219.7	38,200	32,200	28,100	24,900		68.9	216.0	35,300	30,900	27,100	24,200		95
100	66.8	217.5	37,700	31,900	27,800	24,700		67.5	213.7	34,800	30,600	26,900	24,000		100
105	65.5	215.2	37,100	31,500	27,500	24,500		66.1	211.2	34,300	30,400	26,800	23,900		105
110	64.1	212.7	36,600	31,200	27,300	24,300		64.7	208.5	33,700	30,200	26,600	23,800		110
115	62.7	210.1	35,100	30,900	27,100	24,100		63.3	205.7	33,100	30,000	26,400	23,700		115
120	61.2	207.2	32,800	30,600	26,800	23,900		61.8	202.7	32,600	29,800	26,400	23,600		120
125	59.8	204.3	30,600	28,900	26,600	23,700		60.3	199.5	32,100	29,600	26,300	23,500		125
130	58.3	201.1	28,600	27,000	25,600	23,500		58.8	196.1	31,600	29,400	26,300	23,400		130
135	56.8	197.8	26,800	25,300	24,000	22,700		57.3	192.6	31,100	29,200	26,200	23,300		135
140	55.3	194.3	25,100	23,800	22,500	21,300		55.7	188.8	30,600	29,000	26,100	23,200		140
145	53.7	190.5	23,500	22,300	21,100	20,000		54.1	184.8	30,100	28,800	26,000	23,100		145
150	52.1	186.6	22,100	20,900	19,900	18,800		52.5	180.6	29,600	28,600	25,900	23,000		150
155	50.5	182.4	20,700	19,700	18,700	17,700		50.8	176.1	29,100	28,400	25,800	22,900		155
160	48.8	178.0	19,400	18,500	17,500	16,700		49.1	171.4	28,600	28,200	25,700	22,800		160
165	47.1	173.3	18,200	17,400	16,500	15,700		47.3	166.3	28,100	28,000	25,600	22,700		165
170	45.4	168.3	17,100	16,300	15,500	14,700		45.4	160.9	27,600	27,800	25,500	22,600		170
175	43.6	162.9	16,100	15,300	14,600	13,800		43.5	155.2	27,100	27,600	25,400	22,500		175
180	41.7	157.3	15,100	14,400	13,700	13,000		41.5	149.0	26,600	27,400	25,300	22,400		180
185	39.7	151.2	14,200	13,500	12,800	12,200		39.4	142.4	26,100	27,200	25,200	22,300		185
190	37.7	144.7	13,300	12,700	12,100	11,500		37.3	135.2	25,600	27,000	25,100	22,200		190
195	35.5	137.6	12,400	11,900	11,300	10,800		34.9	127.4	25,100	26,800	25,000	22,100		195
200	33.2	129.9	11,600	11,100	10,600	10,100		32.4	118.8	24,600	26,600	24,900	22,000		200
205	30.8	121.5	10,900	10,400	9,900	9,400				24,100	26,400	24,800	21,900		205
210	28.2	112.2	10,100	9,700	9,300	8,800				23,600	26,200	24,700	21,800		210
215	25.3	101.7	9,400	9,000	8,600	8,200				23,100	26,000	24,600	21,700		215
220	22.0	89.6	8,800	8,400	8,000	7,700				22,600	25,800	24,500	21,600		220

MLC250 S-2

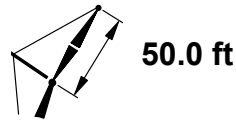
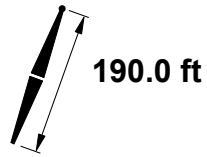


		25°					
		0°					
		1°					
		2°					
		3°					
ft	°	ft	lb	lb	lb	lb	ft
50							50
55							55
60							60
65	80.5	225.7	32,400				65
70	79.1	224.2	31,300	30,700			70
75	77.8	222.7	30,300	30,100	26,800	23,900	75
80	76.5	221.0	29,500	29,200	26,700	23,900	80
85	75.1	219.1	28,600	28,400	26,700	23,800	85
90	73.8	217.2	27,800	27,600	26,600	23,800	90
95	72.4	215.1	27,100	26,800	26,300	23,800	95
100	71.0	212.8	26,400	26,100	25,700	23,700	100
105	69.6	210.4	25,800	25,500	25,100	23,700	105
110	68.2	207.9	25,100	24,900	24,500	23,700	110
115	66.7	205.2	24,500	24,300	23,900	23,600	115
120	65.2	202.3	24,000	23,800	23,400	23,100	120
125	63.8	199.2	23,400	23,300	22,900	22,600	125
130	62.2	196.0	22,900	22,800	22,500	22,200	130
135	60.7	192.6	22,600	22,300	22,100	21,800	135
140	59.1	188.9	22,100	21,900	21,700	21,400	140
145	57.5	185.1	21,700	21,500	21,300	21,100	145
150	55.9	181.0	21,300	21,100	20,900	20,000	150
155	54.2	176.7	20,900	20,800	19,800	18,800	155
160	52.5	172.1	20,600	19,600	18,600	17,700	160
165	50.7	167.2	19,300	18,400	17,500	16,600	165
170	48.9	162.0	18,100	17,200	16,400	15,600	170
175	47.0	156.5	17,000	16,200	15,400	14,700	175
180	45.0	150.6	15,900	15,200	14,500	13,800	180
185	43.0	144.2	14,900	14,200	13,500	12,900	185
190							190
195							195
200							200
205							205
210							210
215							215
220							220

MLC250 S-2

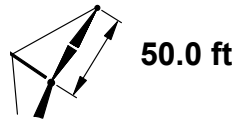
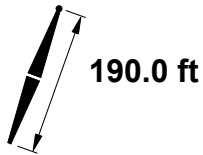


184,600 lb
+
44,000 lb



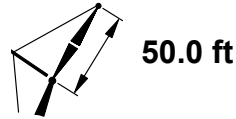
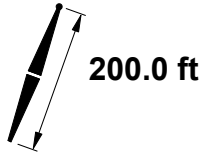
ft	5°						15°						ft
	°	ft	184,600 lb + 44,000 lb				°	ft	184,600 lb + 44,000 lb				
			0°	1°	2°	3°			0°	1°	2°	3°	
lb	lb	lb	lb	lb	lb	lb	lb	lb	lb	lb	lb	lb	
50	80.4	243.8	43,600	35,500									50
55	79.2	242.8	42,900	35,100	30,200	26,500							55
60	77.9	241.7	42,300	34,600	29,800	26,300	80.0	240.3	39,000				60
65	76.7	240.4	41,600	34,200	29,500	26,000	78.8	239.0	38,600	32,600	28,300		65
70	75.5	239.1	41,000	33,800	29,200	25,800	77.5	237.7	38,200	32,300	28,100	24,900	70
75	74.2	237.6	40,400	33,400	28,900	25,500	76.3	236.2	37,700	32,000	27,900	24,700	75
80	73.0	236.0	39,900	33,000	28,600	25,300	75.0	234.6	37,300	31,800	27,700	24,600	80
85	71.7	234.3	39,400	32,700	28,300	25,100	73.8	232.9	36,800	31,600	27,500	24,500	85
90	70.4	232.5	38,800	32,300	28,100	24,900	72.5	231.0	36,400	31,300	27,400	24,400	90
95	69.2	230.6	38,400	32,000	27,800	24,700	71.2	229.1	35,900	31,100	27,200	24,300	95
100	67.9	228.5	37,800	31,700	27,500	24,500	69.9	227.0	35,500	30,900	27,000	24,100	100
105	66.6	226.2	37,300	31,300	27,300	24,300	68.6	224.7	35,100	30,700	26,900	24,000	105
110	65.2	223.9	36,900	31,000	27,100	24,100	67.2	222.3	34,500	30,500	26,800	23,800	110
115	63.9	221.4	36,600	30,700	26,900	23,900	65.9	219.8	33,900	30,300	26,700	23,700	115
120	62.5	218.7	36,200	30,400	26,700	23,700	64.5	217.1	33,500	30,100	26,500	23,600	120
125	61.2	215.9	35,800	30,100	26,500	23,500	63.1	214.3	33,100	29,900	26,400	23,500	125
130	59.8	212.9	35,400	29,800	26,300	23,300	61.7	211.3	32,700	29,700	26,300	23,400	130
135	58.4	209.8	35,000	29,600	26,100	23,100	60.3	208.2	32,300	29,500	26,200	23,300	135
140	56.9	206.5	34,600	29,400	25,900	22,900	58.9	204.8	31,900	29,300	26,100	23,200	140
145	55.5	203.0	34,200	29,200	25,700	22,700	57.4	201.3	31,500	29,100	26,000	23,100	145
150	54.0	199.3	33,800	29,000	25,500	22,500	55.9	197.6	31,100	28,900	25,900	23,000	150
155	52.5	195.4	33,400	28,800	25,300	22,300	54.4	193.6	30,700	28,700	25,800	22,900	155
160	50.9	191.3	33,000	28,600	25,100	22,100	52.8	189.5	30,300	28,500	25,700	22,800	160
165	49.4	186.9	32,600	28,400	24,900	21,900	51.2	185.1	29,900	28,300	25,600	22,700	165
170	47.7	182.3	32,200	28,200	24,700	21,700	49.6	180.4	29,500	28,100	25,500	22,600	170
175	46.1	177.4	31,800	28,000	24,500	21,500	47.9	175.5	29,100	27,900	25,400	22,500	175
180	44.3	172.3	31,400	27,800	24,300	21,300	46.2	170.2	28,700	27,700	25,300	22,400	180
185	42.6	166.8	31,000	27,600	24,100	21,100	44.4	164.7	28,300	27,500	25,200	22,300	185
190	40.7	160.9	30,600	27,400	23,900	20,900	42.5	158.7	27,900	27,300	25,100	22,200	190
195	38.8	154.6	30,200	27,200	23,700	20,700	40.5	152.4	27,500	27,100	25,000	22,100	195
200	36.8	147.9	29,800	27,000	23,500	20,500	38.5	145.5	27,100	26,900	24,900	22,000	200
205	34.7	140.6	29,400	26,800	23,300	20,300	36.4	138.1	26,700	26,700	24,800	21,900	205
210	32.5	132.8	29,000	26,600	23,100	20,100	34.1	130.1	26,300	26,500	24,700	21,800	210
215	30.1	124.1	28,600	26,400	22,900	19,900	31.7	121.3	25,900	26,300	24,600	21,700	215
220	27.5	114.6	28,200	26,200	22,700	19,700			25,500	26,100	24,500	21,600	220
225	24.7	103.8	27,800	26,000	22,500	19,500			25,100	25,900	24,400	21,500	225
230	21.5	91.4	27,400	25,800	22,300	19,300			24,700	25,700	24,300	21,400	230

MLC250 S-2



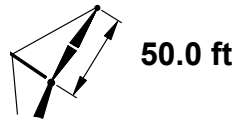
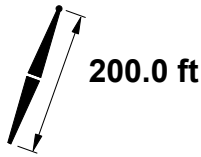
				25°					
				0°					
				1°					
				2°					
				3°					
ft	°	ft	lb	lb	lb	lb	lb	ft	
50								50	
55								55	
60								60	
65	80.9	236.0	32,700					65	
70	79.6	234.6	31,700	30,700				70	
75	78.4	233.1	30,800	30,500	26,700			75	
80	77.1	231.5	29,900	29,600	26,700	23,800		80	
85	75.8	229.7	29,000	28,800	26,600	23,800		85	
90	74.5	227.9	28,200	28,000	26,600	23,700		90	
95	73.2	225.9	27,500	27,300	26,500	23,700		95	
100	71.9	223.7	26,800	26,600	26,100	23,700		100	
105	70.5	221.5	26,200	25,900	25,500	23,700		105	
110	69.2	219.0	25,600	25,300	24,900	23,700		110	
115	67.8	216.5	25,000	24,700	24,400	23,600		115	
120	66.4	213.8	24,400	24,200	23,800	23,500		120	
125	65.0	210.9	23,900	23,700	23,400	23,000		125	
130	63.6	207.8	23,400	23,200	22,900	22,600		130	
135	62.1	204.6	23,000	22,800	22,500	22,200		135	
140	60.7	201.2	22,500	22,300	22,100	21,800		140	
145	59.2	197.6	22,100	21,900	21,700	20,700		145	
150	57.6	193.8	21,700	21,500	20,500	19,400		150	
155	56.1	189.8	21,400	20,300	19,200	18,200		155	
160	54.5	185.6	20,100	19,000	18,000	17,100		160	
165	52.9	181.1	18,800	17,800	16,900	16,000		165	
170	51.2	176.3	17,600	16,700	15,800	15,000		170	
175	49.4	171.2	16,500	15,600	14,800	14,000		175	
180	47.7	165.9	15,400	14,600	13,900	13,100		180	
185	45.8	160.1	14,400	13,700	13,000	12,300		185	
190	43.9	154.0	13,400	12,800	12,100	11,500		190	
195								195	
200								200	
205								205	
210								210	
215								215	
220								220	
225								225	
230								230	

MLC250 S-2



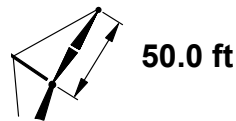
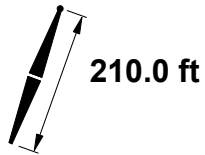
	5°							15°							
	ft	°	ft	184,600 lb + 44,000 lb				ft	°	ft	184,600 lb + 44,000 lb				ft
				0°	1°	2°	3°				0°	1°	2°	3°	
lb	lb	lb	lb	lb	lb	lb	lb	lb	lb	lb	lb	lb	lb		
50	80.8	254.0	43,400											50	
55	79.6	253.0	42,800	35,400										55	
60	78.4	251.9	42,200	34,900	30,000									60	
65	77.3	250.8	41,600	34,500	29,700	26,100								65	
70	76.1	249.5	41,000	34,200	29,400	25,900								70	
75	74.9	248.1	40,400	33,700	29,200	25,700	76.9	246.6	37,800	32,000	27,800	24,700		75	
80	73.7	246.6	39,900	33,400	28,900	25,500	75.7	245.1	37,400	31,800	27,700	24,500		80	
85	72.5	244.9	39,400	33,000	28,600	25,300	74.4	243.5	36,900	31,500	27,500	24,400		85	
90	71.3	243.2	38,900	32,700	28,300	25,000	73.2	241.7	36,500	31,300	27,300	24,300		90	
95	70.0	241.3	38,400	32,300	28,100	24,900	72.0	239.8	36,100	31,100	27,200	24,200		95	
100	68.8	239.3	37,900	32,000	27,800	24,600	70.7	237.8	35,700	30,900	27,000	24,100		100	
105	67.6	237.2	37,500	31,700	27,600	24,500	69.5	235.7	35,300	30,700	26,900	23,900		105	
110	66.3	234.9	36,800	31,400	27,300	24,300	68.2	233.4	34,900	30,500	26,800	23,900		110	
115	65.0	232.6	34,100	31,100	27,100	24,100	66.9	231.0	34,300	30,300	26,600	23,700		115	
120	63.7	230.0	31,800	29,700	26,900	23,900	65.7	228.5	32,900	30,100	26,500	23,600		120	
125	62.4	227.4	29,600	27,700	26,000	23,700	64.3	225.8	30,600	28,700	26,400	23,500		125	
130	61.1	224.6	27,600	25,900	24,300	22,700	63.0	223.0	28,600	26,800	25,200	23,400		130	
135	59.8	221.6	25,800	24,200	22,700	21,300	61.7	220.0	26,700	25,100	23,600	22,100		135	
140	58.4	218.5	24,100	22,600	21,200	19,900	60.3	216.8	24,900	23,500	22,100	20,700		140	
145	57.1	215.2	22,500	21,200	19,900	18,700	58.9	213.5	23,300	22,000	20,600	19,400		145	
150	55.7	211.7	21,000	19,800	18,600	17,500	57.5	210.0	21,800	20,500	19,300	18,200		150	
155	54.3	208.0	19,700	18,500	17,400	16,400	56.1	206.3	20,400	19,200	18,100	17,000		155	
160	52.8	204.2	18,400	17,300	16,300	15,300	54.6	202.4	19,100	18,000	17,000	16,000		160	
165	51.3	200.1	17,200	16,200	15,300	14,300	53.1	198.3	17,900	16,900	15,900	14,900		165	
170	49.8	195.9	16,100	15,200	14,300	13,400	51.6	194.0	16,700	15,800	14,900	14,000		170	
175	48.3	191.3	15,100	14,200	13,400	12,600	50.1	189.4	15,600	14,700	13,900	13,100		175	
180	46.7	186.6	14,100	13,300	12,500	11,700	48.4	184.6	14,600	13,800	13,000	12,200		180	
185	45.1	181.5	13,100	12,400	11,600	10,900	46.8	179.5	13,600	12,900	12,100	11,400		185	
190	43.4	176.2	12,200	11,500	10,900	10,200	45.1	174.1	12,700	12,000	11,300	10,600		190	
195	41.6	170.5	11,400	10,700	10,100	9,500	43.3	168.3	11,800	11,200	10,500	9,900		195	
200	39.9	164.4	10,600	10,000	9,400	8,800	41.5	162.2	11,000	10,400	9,800	9,200		200	
205	38.0	158.0	9,800	9,300	8,700	8,200	39.6	155.7	10,200	9,600	9,100	8,500		205	
210	36.0	151.1	9,100	8,600	8,100	7,600	37.6	148.6	9,500	8,900	8,400	7,900		210	
215	34.0	143.6	8,400	7,900	7,500	7,000	35.5	141.0	8,700	8,200	7,700	7,300		215	
220	31.8	135.5	7,800	7,300	6,900	6,400	33.3	132.8	8,000	7,600	7,100	6,700		220	
225	29.5	126.7	7,100	6,700	6,300	5,900								225	
230	26.9	116.9	6,500	6,100	5,800	5,400								230	
235	24.2	105.9	5,900	5,600	5,200	4,900								235	
240	21.0	93.1	5,400	5,100	4,700	4,400								240	

MLC250 S-2



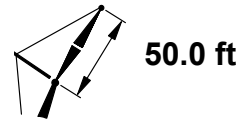
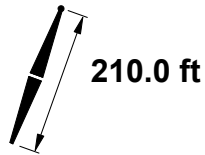
				25°					
				0°					
				0°	1°	2°	3°		
				lb	lb	lb	lb		
ft	°	ft		lb	lb	lb	lb	ft	
50								50	
55								55	
60								60	
65								65	
70	80.1	244.9		32,000				70	
75	78.8	243.5		31,100	30,500	26,700		75	
80	77.6	242.0		30,200	30,000	26,600	23,700	80	
85	76.4	240.3		29,400	29,100	26,600	23,600	85	
90	75.2	238.5		28,700	28,400	26,500	23,600	90	
95	73.9	236.6		27,900	27,700	26,400	23,600	95	
100	72.6	234.6		27,200	27,000	26,400	23,600	100	
105	71.4	232.4		26,600	26,300	25,900	23,600	105	
110	70.1	230.1		25,900	25,700	25,300	23,500	110	
115	68.8	227.7		25,400	25,200	24,700	23,500	115	
120	67.5	225.1		24,900	24,600	24,200	23,500	120	
125	66.2	222.4		24,300	24,100	23,700	23,400	125	
130	64.8	219.5		23,800	23,600	23,300	23,000	130	
135	63.4	216.4		23,400	23,200	22,900	22,600	135	
140	62.1	213.2		22,900	22,700	22,400	21,500	140	
145	60.6	209.9		22,500	22,300	21,400	20,100	145	
150	59.2	206.3		22,100	21,300	20,000	18,900	150	
155	57.8	202.5		21,100	19,900	18,800	17,700	155	
160	56.3	198.6		19,700	18,600	17,600	16,500	160	
165	54.7	194.4		18,500	17,400	16,400	15,500	165	
170	53.2	190.0		17,300	16,300	15,400	14,500	170	
175	51.6	185.3		16,100	15,200	14,400	13,500	175	
180	49.9	180.4		15,100	14,200	13,400	12,600	180	
185	48.3	175.1		14,100	13,300	12,500	11,800	185	
190	46.5	169.6		13,100	12,400	11,700	11,000	190	
195	44.7	163.7		12,200	11,500	10,900	10,200	195	
200	42.8	157.3		11,300	10,700	10,100	9,500	200	
205								205	
210								210	
215								215	
220								220	
225								225	
230								230	
235								235	
240								240	

MLC250 S-2



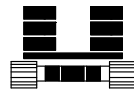
	5°							15°						
	ft	°	ft	lb				ft	°	ft	lb			
				0°	1°	2°	3°				0°	1°	2°	3°
55	80.0	263.2	42,700					80.8	260.7	38,900				55
60	78.9	262.2	42,100	34,800	29,900			79.7	259.6	38,500	32,400			60
65	77.8	261.0	41,500	34,400	29,600	26,000		78.5	258.4	38,100	32,100	27,900		65
70	76.6	259.8	41,000	34,000	29,300	25,800		77.4	257.0	37,800	31,900	27,700	24,600	70
75	75.5	258.5	40,400	33,700	29,000	25,600		76.2	255.5	37,400	31,700	27,600	24,400	75
80	74.3	257.0	39,900	33,300	28,800	25,400		75.1	254.0	37,000	31,500	27,400	24,300	80
85	73.2	255.5	39,400	33,000	28,500	25,200		73.9	252.3	36,600	31,300	27,200	24,200	85
90	72.0	253.8	39,000	32,600	28,300	24,900		72.7	250.5	36,200	31,100	27,100	24,100	90
95	70.8	252.0	38,500	32,300	28,000	24,800		71.5	248.6	35,800	30,800	26,900	24,000	95
100	69.7	250.1	38,000	32,000	27,800	24,500		70.3	246.5	35,500	30,600	26,800	23,900	100
105	68.5	248.1	37,600	31,700	27,500	24,400		69.1	244.4	35,100	30,500	26,700	23,800	105
110	67.3	245.9	36,300	31,300	27,300	24,200		67.9	242.1	34,700	30,300	26,500	23,700	110
115	66.1	243.6	33,700	31,100	27,100	24,100		66.7	239.7	32,400	30,100	26,400	23,600	115
120	64.8	241.2	31,300	29,100	26,900	23,900		65.4	237.1	30,200	28,200	26,300	23,500	120
125	63.6	238.7	29,100	27,100	25,300	23,600		64.2	234.4	28,100	26,300	26,000	23,000	125
130	62.4	236.0	27,100	25,300	23,600	22,100		62.9	231.6	26,300	24,600	23,000	21,500	130
135	61.1	233.2	25,300	23,600	22,100	20,600		61.6	228.6	24,500	22,900	21,500	20,100	135
140	59.8	230.3	23,600	22,100	20,600	19,300		60.3	225.5	22,900	21,400	20,100	18,800	140
145	58.5	227.1	22,000	20,600	19,300	18,000		59.0	222.2	21,400	20,000	18,800	17,600	145
150	57.2	223.9	20,500	19,200	18,000	16,800		57.6	218.7	20,000	18,700	17,500	16,400	150
155	55.8	220.4	19,200	18,000	16,800	15,700		56.2	215.0	18,600	17,500	16,400	15,400	155
160	54.5	216.8	17,900	16,800	15,700	14,700		54.9	211.2	17,400	16,300	15,300	14,300	160
165	53.1	213.0	16,700	15,700	14,700	13,700		53.4	207.2	16,300	15,300	14,300	13,400	165
170	51.7	209.0	15,600	14,600	13,700	12,800		52.0	202.9	15,200	14,200	13,300	12,500	170
175	50.2	204.8	14,600	13,600	12,800	11,900		50.5	198.4	14,100	13,300	12,400	11,600	175
180	48.8	200.3	13,600	12,700	11,900	11,100		49.0	193.7	13,200	12,400	11,600	10,800	180
185	47.3	195.6	12,600	11,800	11,100	10,300		47.4	188.7	12,300	11,500	10,800	10,000	185
190	45.7	190.7	11,700	11,000	10,300	9,600		45.8	183.4	11,400	10,700	10,000	9,300	190
195	44.1	185.5	10,900	10,200	9,500	8,900		44.1	177.9	10,600	9,900	9,200	8,600	195
200	42.5	180.0	10,100	9,500	8,800	8,200		42.4	171.9	9,800	9,100	8,500	7,900	200
205	40.8	174.1	9,400	8,700	8,200	7,600		40.6	165.6	9,000	8,400	7,900	7,300	205
210	39.0	167.9	8,600	8,100	7,500	7,000		38.8	158.9	8,300	7,700	7,200	6,700	210
215	37.2	161.3	7,900	7,400	6,900	6,400		36.8	151.7	7,600	7,100	6,600	6,100	215
220	35.3	154.2	7,300	6,800	6,300	5,800		34.8	143.9	6,900	6,500	6,000	5,600	220
225	33.3	146.5	6,700	6,200	5,700	5,300		32.6	135.4	6,300	5,900	5,400	5,000	225
230	31.1	138.2	6,100	5,600	5,200	4,800								230
235	28.8	129.2	5,500	5,100	4,700	4,300								235
240	26.4	119.2	4,900	4,500	4,200									240
245	23.7	107.9	4,400	4,000										245

MLC250 S-2

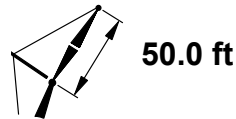
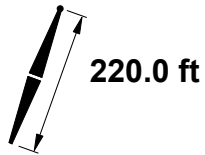


				25°					
				0°					
				0°	1°	2°	3°		
				lb	lb	lb	lb		
ft	°	ft		lb	lb	lb	lb	ft	
55								55	
60								60	
65								65	
70	80.5	255.2		32,400				70	
75	79.3	253.9		31,400	30,400			75	
80	78.1	252.4		30,600	30,300	26,500		80	
85	77.0	250.8		29,800	29,500	26,500	23,500	85	
90	75.8	249.1		29,000	28,700	26,400	23,500	90	
95	74.6	247.3		28,300	28,000	26,400	23,500	95	
100	73.4	245.3		27,600	27,400	26,300	23,500	100	
105	72.2	243.3		27,000	26,700	26,200	23,500	105	
110	70.9	241.1		26,400	26,100	25,700	23,400	110	
115	69.7	238.8		25,800	25,600	25,100	23,400	115	
120	68.4	236.3		25,200	25,000	24,600	23,400	120	
125	67.2	233.7		24,700	24,500	24,100	23,400	125	
130	65.9	231.0		24,200	24,000	23,700	23,300	130	
135	64.6	228.1		23,800	23,600	23,200	22,400	135	
140	63.3	225.1		23,400	23,100	22,300	20,900	140	
145	62.0	221.9		22,900	22,200	20,900	19,600	145	
150	60.6	218.5		22,100	20,800	19,500	18,300	150	
155	59.2	215.0		20,700	19,400	18,200	17,100	155	
160	57.8	211.3		19,300	18,200	17,000	16,000	160	
165	56.4	207.3		18,000	17,000	15,900	14,900	165	
170	55.0	203.2		16,900	15,800	14,900	13,900	170	
175	53.5	198.9		15,700	14,800	13,900	13,000	175	
180	52.0	194.3		14,700	13,800	12,900	12,100	180	
185	50.4	189.5		13,600	12,800	12,000	11,300	185	
190	48.8	184.4		12,700	11,900	11,200	10,500	190	
195	47.1	179.0		11,800	11,100	10,400	9,700	195	
200	45.4	173.2		10,900	10,200	9,600	9,000	200	
205	43.7	167.1		10,100	9,500	8,800	8,300	205	
210								210	
215								215	
220								220	
225								225	
230								230	
235								235	
240								240	
245								245	

MLC250 S-2

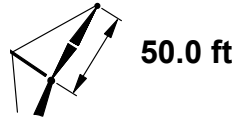
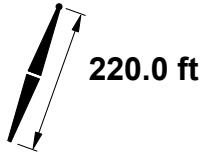
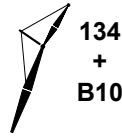


184,600 lb
+
44,000 lb



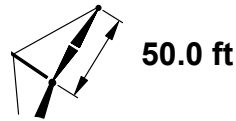
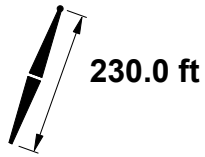
	5°							15°							
	ft	°	ft	Counterweights				ft	°	ft	Counterweights				ft
				0°	1°	2°	3°				0°	1°	2°	3°	
lb	lb	lb	lb	lb	lb	lb	lb	lb	lb	lb	lb	lb	lb		
55	80.4	273.4	42,500												55
60	79.3	272.4	41,900	34,600											60
65	78.2	271.3	41,400	34,200	29,400										65
70	77.1	270.1	40,800	33,900	29,100	25,600									70
75	76.0	268.8	40,400	33,500	28,900	25,400									75
80	74.9	267.4	39,900	33,200	28,600	25,200									80
85	73.8	265.9	39,400	32,900	28,400	25,000									85
90	72.7	264.3	38,900	32,500	28,100	24,800									90
95	71.6	262.6	38,500	32,200	27,900	24,600									95
100	70.5	260.8	38,100	32,000	27,600	24,500									100
105	69.3	258.9	37,600	31,600	27,400	24,300									105
110	68.2	256.8	35,800	31,300	27,200	24,200									110
115	67.0	254.6	33,200	30,800	27,100	23,900									115
120	65.8	252.3	30,800	28,600	26,600	23,800									120
125	64.7	249.9	28,700	26,600	24,700	23,000									125
130	63.5	247.4	26,700	24,800	23,100	21,400									130
135	62.3	244.7	24,800	23,100	21,500	20,000									135
140	61.0	241.9	23,100	21,500	20,100	18,700									140
145	59.8	238.9	21,600	20,100	18,700	17,400									145
150	58.6	235.8	20,100	18,700	17,500	16,200									150
155	57.3	232.5	18,700	17,500	16,300	15,100									155
160	56.0	229.1	17,500	16,300	15,200	14,100									160
165	54.7	225.5	16,300	15,200	14,100	13,100									165
170	53.4	221.8	15,200	14,100	13,200	12,200									170
175	52.0	217.8	14,100	13,200	12,200	11,400									175
180	50.6	213.6	13,100	12,200	11,400	10,500									180
185	49.2	209.3	12,200	11,300	10,500	9,800									185
190	47.8	204.7	11,300	10,500	9,800	9,000									190
195	46.3	199.9	10,500	9,700	9,000	8,300									195
200	44.8	194.8	9,700	9,000	8,300	7,700									200
205	43.2	189.4	8,900	8,300	7,600	7,000									205
210	41.6	183.7	8,200	7,600	7,000	6,400									210
215	40.0	177.7	7,500	6,900	6,400	5,800									215
220	38.2	171.3	6,900	6,300	5,800	5,300									220
225	36.5	164.5	6,200	5,700	5,200	4,800									225
230	34.6	157.2	5,600	5,200	4,700	4,300									230
235	32.6	149.4	5,100	4,600	4,200										235
240	30.5	140.9	4,500	4,100											240
245	28.3	131.6	4,000												245

MLC250 S-2



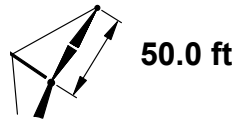
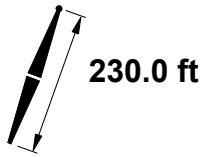
ft	°	ft	25°				ft
			0°	1°	2°	3°	
lb	lb	lb	lb	lb	lb		
55							55
60							60
65							65
70	80.8	265.5	32,700				70
75	79.7	264.2	31,800	30,200			75
80	78.6	262.8	30,900	30,100	26,300		80
85	77.5	261.3	30,100	29,800	26,300	23,400	85
90	76.3	259.6	29,400	29,100	26,300	23,400	90
95	75.2	257.9	28,700	28,400	26,200	23,300	95
100	74.0	256.0	28,000	27,700	26,200	23,300	100
105	72.9	254.0	27,300	27,100	26,200	23,300	105
110	71.7	252.0	26,800	26,500	26,000	23,300	110
115	70.5	249.7	26,200	25,900	25,500	23,300	115
120	69.3	247.4	25,600	25,400	25,000	23,300	120
125	68.1	244.9	25,100	24,900	24,500	23,300	125
130	66.9	242.3	24,600	24,400	24,000	23,300	130
135	65.7	239.6	24,100	23,900	23,400	21,800	135
140	64.4	236.7	23,700	23,400	21,800	20,400	140
145	63.2	233.7	23,300	21,800	20,400	19,000	145
150	61.9	230.5	21,800	20,400	19,000	17,800	150
155	60.6	227.2	20,300	19,000	17,800	16,600	155
160	59.3	223.6	19,000	17,700	16,600	15,500	160
165	57.9	220.0	17,700	16,500	15,500	14,400	165
170	56.6	216.1	16,500	15,400	14,400	13,400	170
175	55.2	212.0	15,400	14,400	13,400	12,500	175
180	53.8	207.7	14,300	13,400	12,500	11,600	180
185	52.3	203.2	13,300	12,400	11,600	10,800	185
190	50.8	198.5	12,300	11,500	10,700	10,000	190
195	49.3	193.5	11,400	10,700	9,900	9,200	195
200	47.7	188.3	10,600	9,800	9,100	8,500	200
205	46.1	182.7	9,700	9,100	8,400	7,800	205
210	44.4	176.8	9,000	8,300	7,700	7,100	210
215	42.7	170.5	8,200	7,600	7,000	6,500	215
220							220
225							225
230							230
235							235
240							240
245							245

MLC250 S-2



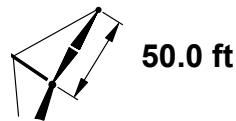
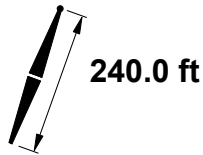
	5°							15°						
	ft	°	ft	lb				°	ft	lb				ft
				0°	1°	2°	3°			0°	1°	2°	3°	
55	80.7	283.6	42,200	34,400										55
60	79.7	282.6	41,700	34,100	29,200	25,500	80.4	280.1	38,200	31,800				60
65	78.6	281.6	41,200	33,700	29,000	25,500	79.4	278.9	37,900	31,600	27,400			65
70	77.6	280.4	40,700	33,400	28,700	25,200	78.3	277.7	37,600	31,600				70
75	76.5	279.2	40,200	33,400	28,700	25,200	78.3	277.7	37,600	31,600	27,400			75
80	75.5	277.8	39,700	33,000	28,400	25,000	77.2	276.3	37,300	31,400	27,200	24,100		80
85	74.4	276.4	39,300	32,800	28,200	24,900	76.2	274.9	37,000	31,200	27,100	24,000		85
90	73.3	274.8	38,800	32,400	28,000	24,700	75.1	273.3	36,700	31,000	27,000	23,900		90
95	72.3	273.2	38,400	32,100	27,800	24,500	74.0	271.7	36,300	30,800	26,900	23,800		95
100	71.2	271.5	38,000	31,800	27,600	24,300	72.9	269.9	35,900	30,700	26,700	23,800		100
105	70.1	269.6	37,600	31,600	27,300	24,200	71.8	268.1	35,600	30,500	26,600	23,700		105
110	69.0	267.6	35,300	31,200	27,200	24,100	70.7	266.1	35,200	30,300	26,400	23,500		110
115	67.9	265.5	32,700	30,100	27,000	23,900	69.6	264.0	34,000	30,200	26,400	23,500		115
120	66.8	263.3	30,300	28,000	25,800	23,700	68.5	261.8	31,500	29,200	26,300	23,400		120
125	65.6	261.0	28,100	26,000	24,000	22,200	67.3	259.5	29,300	27,100	25,100	23,300		125
130	64.5	258.6	26,100	24,200	22,300	20,700	66.2	257.0	27,200	25,200	23,400	21,700		130
135	63.3	256.0	24,300	22,500	20,800	19,200	65.0	254.4	25,300	23,500	21,800	20,200		135
140	62.2	253.4	22,600	20,900	19,400	17,900	63.9	251.7	23,600	21,900	20,300	18,800		140
145	61.0	250.5	21,000	19,400	18,000	16,700	62.7	248.9	21,900	20,400	18,900	17,500		145
150	59.8	247.6	19,500	18,100	16,800	15,500	61.5	245.9	20,400	19,000	17,600	16,300		150
155	58.6	244.5	18,100	16,800	15,600	14,400	60.3	242.8	19,000	17,700	16,400	15,200		155
160	57.4	241.2	16,900	15,600	14,500	13,400	59.0	239.5	17,700	16,400	15,200	14,100		160
165	56.2	237.8	15,700	14,500	13,400	12,400	57.8	236.1	16,500	15,300	14,200	13,100		165
170	54.9	234.3	14,600	13,500	12,500	11,500	56.5	232.5	15,300	14,200	13,200	12,200		170
175	53.6	230.5	13,500	12,500	11,600	10,600	55.2	228.7	14,200	13,200	12,200	11,300		175
180	52.3	226.6	12,500	11,600	10,700	9,800	53.9	224.8	13,200	12,200	11,300	10,400		180
185	51.0	222.5	11,600	10,700	9,900	9,100	52.6	220.6	12,200	11,300	10,400	9,600		185
190	49.6	218.2	10,700	9,900	9,100	8,300	51.2	216.3	11,300	10,400	9,600	8,900		190
195	48.3	213.7	9,900	9,100	8,300	7,600	49.8	211.7	10,400	9,600	8,900	8,100		195
200	46.9	209.0	9,100	8,300	7,600	7,000	48.4	207.0	9,600	8,800	8,100	7,400		200
205	45.4	204.0	8,300	7,600	7,000	6,300	47.0	201.9	8,800	8,100	7,400	6,800		205
210	43.9	198.7	7,600	6,900	6,300	5,700	45.5	196.6	8,100	7,400	6,800	6,100		210
215	42.4	193.2	6,900	6,300	5,700	5,100	43.9	191.0	7,300	6,700	6,100	5,500		215
220	40.8	187.4	6,300	5,700	5,100	4,600	42.3	185.1	6,700	6,100	5,500	5,000		220
225	39.2	181.2	5,600	5,100	4,600	4,100	40.7	178.9	6,000	5,500	4,900	4,400		225
230	37.5	174.6	5,000	4,500	4,000		39.0	172.2	5,400	4,900	4,400			230
235	35.8	167.7	4,500	4,000			37.2	165.1	4,800	4,300				235
240							35.3	157.6	4,200					240

MLC250 S-2



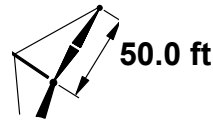
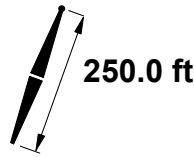
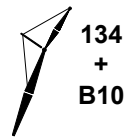
				25°					
				0°					
				1°					
				2°					
				3°					
ft	°	ft	lb	lb	lb	lb	ft	ft	
55							55		
60							60		
65							65		
70							70		
75	80.1	274.5	32,100				75		
80	79.0	273.2	31,200	30,000			80		
85	77.9	271.7	30,400	29,900	26,200	22,100	85		
90	76.8	270.1	29,700	29,400	26,100	22,100	90		
95	75.7	268.4	29,000	28,700	26,100	22,100	95		
100	74.6	266.7	28,300	28,100	26,100	22,100	100		
105	73.5	264.8	27,700	27,400	26,000	22,100	105		
110	72.4	262.8	27,100	26,900	26,000	22,100	110		
115	71.3	260.6	26,600	26,300	25,800	22,100	115		
120	70.1	258.4	26,000	25,800	25,300	22,100	120		
125	69.0	256.1	25,500	25,200	24,800	22,100	125		
130	67.8	253.6	25,100	24,800	24,400	22,100	130		
135	66.7	251.0	24,500	24,300	22,800	21,100	135		
140	65.5	248.2	24,100	22,800	21,200	19,700	140		
145	64.3	245.3	22,900	21,300	19,800	18,400	145		
150	63.1	242.3	21,300	19,800	18,400	17,100	150		
155	61.8	239.1	19,800	18,500	17,200	15,900	155		
160	60.6	235.8	18,500	17,200	16,000	14,800	160		
165	59.3	232.3	17,200	16,000	14,900	13,800	165		
170	58.0	228.7	16,000	14,900	13,800	12,800	170		
175	56.7	224.8	14,800	13,800	12,800	11,900	175		
180	55.4	220.8	13,800	12,800	11,900	11,000	180		
185	54.0	216.6	12,800	11,900	11,000	10,100	185		
190	52.6	212.2	11,800	11,000	10,100	9,300	190		
195	51.2	207.5	10,900	10,100	9,300	8,600	195		
200	49.7	202.6	10,000	9,300	8,600	7,800	200		
205	48.2	197.5	9,200	8,500	7,800	7,200	205		
210	46.7	192.1	8,400	7,800	7,100	6,500	210		
215	45.1	186.3	7,700	7,100	6,500	5,900	215		
220	43.5	180.3	7,000	6,400	5,800	5,300	220		
225							225		
230							230		
235							235		
240							240		

MLC250 S-2



ft	5°							15°							ft
	°	ft	184,600 lb + 44,000 lb				°	ft	184,600 lb + 44,000 lb						
			0°	1°	2°	3°			0°	1°	2°	3°			
lb	lb	lb	lb	lb	lb	lb	lb	lb	lb	lb	lb	lb			
60	80.1	292.8	41,500					80.8	290.3	38,000				60	
65	79.0	291.8	40,900	33,800				79.7	289.2	37,700	31,600			65	
70	78.0	290.7	40,500	33,500	28,700			78.7	288.0	37,500	31,400	27,200		70	
75	77.0	289.5	40,100	33,100	28,400	23,600		77.7	286.7	37,200	31,200	27,100	22,500	75	
80	76.0	288.2	39,600	32,800	28,300	23,500		76.7	285.3	36,900	31,000	26,900	22,400	80	
85	75.0	286.8	39,100	32,500	28,000	23,500		75.6	283.8	36,600	30,800	26,800	22,400	85	
90	73.9	285.3	38,700	32,200	27,900	23,400		74.6	282.2	36,300	30,700	26,700	22,400	90	
95	72.9	283.7	38,400	32,000	27,600	23,300		73.5	280.5	35,900	30,500	26,500	22,400	95	
100	71.9	282.1	38,000	31,700	27,400	23,300		72.5	278.7	35,600	30,300	26,500	22,400	100	
105	70.8	280.3	37,500	31,400	27,200	23,200		71.4	276.8	35,300	30,200	26,400	22,400	105	
110	69.8	278.4	34,800	31,100	27,000	23,200		70.4	274.8	33,600	30,100	26,200	22,400	110	
115	68.7	276.4	32,200	29,600	26,800	23,200		69.3	272.7	31,100	28,700	26,200	22,300	115	
120	67.6	274.3	29,800	27,400	25,200	23,200		68.2	270.5	28,900	26,600	24,600	22,300	120	
125	66.5	272.1	27,600	25,400	23,400	21,600		67.1	268.1	26,800	24,800	22,800	21,100	125	
130	65.4	269.7	25,600	23,600	21,800	20,000		66.0	265.7	24,900	23,000	21,200	19,600	130	
135	64.3	267.3	23,800	21,900	20,200	18,600		64.9	263.1	23,100	21,400	19,800	18,200	135	
140	63.2	264.7	22,100	20,400	18,800	17,300		63.7	260.4	21,500	19,900	18,400	16,900	140	
145	62.1	262.0	20,500	18,900	17,400	16,000		62.6	257.5	20,000	18,500	17,100	15,700	145	
150	61.0	259.2	19,100	17,600	16,200	14,900		61.4	254.6	18,600	17,200	15,900	14,600	150	
155	59.8	256.2	17,700	16,300	15,000	13,800		60.3	251.4	17,300	16,000	14,700	13,600	155	
160	58.7	253.1	16,400	15,100	13,900	12,800		59.1	248.2	16,000	14,800	13,700	12,600	160	
165	57.5	249.9	15,200	14,000	12,900	11,800		57.9	244.8	14,900	13,700	12,600	11,600	165	
170	56.3	246.5	14,100	13,000	11,900	10,900		56.7	241.2	13,800	12,700	11,700	10,700	170	
175	55.1	243.0	13,100	12,000	11,000	10,100		55.4	237.5	12,800	11,800	10,800	9,900	175	
180	53.9	239.3	12,100	11,100	10,100	9,300		54.2	233.6	11,800	10,800	9,900	9,100	180	
185	52.6	235.4	11,100	10,200	9,300	8,500		52.9	229.5	10,900	10,000	9,100	8,300	185	
190	51.3	231.4	10,200	9,400	8,500	7,800		51.6	225.2	10,000	9,200	8,400	7,600	190	
195	50.0	227.1	9,400	8,600	7,800	7,100		50.2	220.7	9,200	8,400	7,600	6,900	195	
200	48.7	222.7	8,600	7,800	7,100	6,400		48.9	216.0	8,400	7,600	6,900	6,200	200	
205	47.4	218.0	7,900	7,100	6,400	5,800		47.5	211.1	7,600	6,900	6,300	5,600	205	
210	46.0	213.1	7,100	6,500	5,800	5,200		46.0	205.9	6,900	6,300	5,600	5,000	210	
215	44.6	208.0	6,400	5,800	5,200	4,600		44.6	200.5	6,200	5,600	5,000	4,400	215	
220	43.1	202.6	5,800	5,200	4,600	4,000		43.1	194.7	5,600	5,000	4,400		220	
225	41.6	196.9	5,200	4,600	4,100			41.5	188.7	5,000	4,400			225	
230	40.1	191.0	4,600	4,000										230	
235	38.5	184.6	4,000							4,400				235	

MLC250 S-2



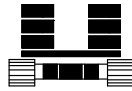
	5°			15°			
	ft	°	ft	lb	ft	lb	
60	80.4	303.0	41,100				60
65	79.4	302.0	40,700				65
70	78.4	300.9	40,200	80.1	299.5	37,500	70
75	77.5	299.8	39,800	79.1	298.3	37,200	75
80	76.5	298.5	39,300	78.1	297.0	37,000	80
85	75.5	297.2	39,000	77.1	295.7	36,700	85
90	74.5	295.8	38,600	76.1	294.3	36,500	90
95	73.5	294.2	38,200	75.1	292.7	36,200	95
100	72.5	292.6	37,800	74.1	291.1	35,900	100
105	71.5	290.9	37,400	73.1	289.4	35,600	105
110	70.5	289.1	35,000	72.1	287.5	35,300	110
115	69.4	287.2	32,300	71.1	285.6	33,700	115
120	68.4	285.1	29,900	70.0	283.6	31,300	120
125	67.4	283.0	27,800	69.0	281.4	29,000	125
130	66.3	280.8	25,800	67.9	279.2	26,900	130
135	65.3	278.4	23,900	66.9	276.8	25,000	135
140	64.2	276.0	22,200	65.8	274.3	23,300	140
145	63.1	273.4	20,600	64.7	271.7	21,600	145
150	62.0	270.7	19,200	63.6	269.0	20,100	150
155	60.9	267.9	17,800	62.5	266.2	18,700	155
160	59.8	264.9	16,500	61.4	263.2	17,400	160
165	58.7	261.8	15,300	60.3	260.1	16,200	165
170	57.6	258.6	14,200	59.1	256.9	15,000	170
175	56.4	255.2	13,200	58.0	253.5	13,900	175
180	55.3	251.7	12,200	56.8	249.9	12,900	180
185	54.1	248.0	11,200	55.6	246.2	11,900	185
190	52.9	244.2	10,300	54.4	242.4	11,000	190
195	51.6	240.2	9,500	53.1	238.3	10,100	195
200	50.4	236.0	8,700	51.9	234.1	9,300	200
205	49.1	231.6	8,000	50.6	229.7	8,500	205
210	47.8	227.1	7,200	49.3	225.1	7,800	210
215	46.5	222.3	6,600	48.0	220.2	7,000	215
220	45.2	217.2	5,900	46.6	215.2	6,400	220
225	43.8	212.0	5,300	45.2	209.8	5,700	225
230	42.3	206.4	4,700	43.7	204.2	5,100	230
235	40.9	200.6	4,100	42.3	198.3	4,500	235

MLC250 S-2

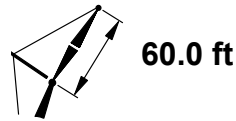
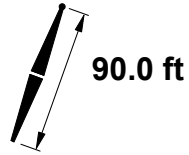


		25°				
		0°				
ft	°	ft	lb	ft		
60				60		
65				65		
70				70		
75	80.8	295.1	32,600	75		
80	79.8	293.8	31,800	80		
85	78.8	292.5	31,100	85		
90	77.8	291.0	30,300	90		
95	76.8	289.5	29,600	95		
100	75.7	287.8	29,000	100		
105	74.7	286.1	28,400	105		
110	73.7	284.2	27,800	110		
115	72.6	282.3	27,200	115		
120	71.6	280.2	26,700	120		
125	70.5	278.0	26,200	125		
130	69.5	275.7	25,700	130		
135	68.4	273.4	25,300	135		
140	67.3	270.8	24,300	140		
145	66.2	268.2	22,600	145		
150	65.1	265.5	21,000	150		
155	64.0	262.6	19,600	155		
160	62.8	259.6	18,200	160		
165	61.7	256.4	16,900	165		
170	60.5	253.1	15,700	170		
175	59.4	249.7	14,600	175		
180	58.2	246.1	13,500	180		
185	56.9	242.3	12,500	185		
190	55.7	238.4	11,600	190		
195	54.5	234.3	10,700	195		
200	53.2	230.0	9,800	200		
205	51.9	225.5	9,000	205		
210	50.5	220.8	8,200	210		
215	49.2	215.8	7,500	215		
220	47.8	210.6	6,800	220		
225	46.3	205.2	6,100	225		
230	44.9	199.5	5,400	230		
235	43.3	193.4	4,800	235		

MLC250 S-2

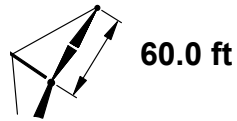
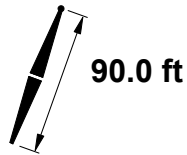
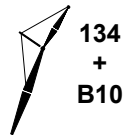


184,600 lb
+
44,000 lb



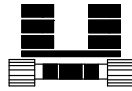
		5°						15°							
ft	°	ft					ft	°	ft					ft	
			0°	1°	2°	3°				0°	1°	2°	3°		
			lb	lb	lb	lb			lb	lb	lb	lb			
35	80.4	155.1	39,100											35	
40	78.5	154.0	38,000	31,300	26,800									40	
45	76.5	152.7	36,900	30,600	26,200	23,000	80.5	151.5	34,000					45	
50	74.5	151.2	35,900	29,900	25,800	22,600	78.5	150.0	33,100	28,400	24,600			50	
55	72.5	149.6	34,800	29,300	25,300	22,300	76.5	148.3	32,200	27,900	24,200	21,400		55	
60	70.4	147.7	33,800	28,700	24,800	21,900	74.4	146.4	31,400	27,300	24,000	21,200		60	
65	68.4	145.6	32,700	28,100	24,300	21,500	72.3	144.3	30,700	26,800	23,600	20,900		65	
70	66.3	143.3	31,900	27,500	23,900	21,200	70.2	142.0	30,000	26,200	23,200	20,700		70	
75	64.1	140.8	31,000	26,900	23,500	20,900	68.1	139.5	29,100	25,700	22,900	20,400		75	
80	61.9	138.0	30,200	26,300	23,100	20,500	65.9	136.7	27,600	25,200	22,500	20,200		80	
85	59.7	135.0	29,400	25,800	22,700	20,200	63.6	133.6	26,200	24,800	22,300	20,000		85	
90	57.4	131.7	28,700	25,200	22,300	19,900	61.3	130.3	25,000	24,400	21,900	19,800		90	
95	55.1	128.1	28,000	24,600	21,900	19,600	58.9	126.7	23,900	23,800	21,600	19,500		95	
100	52.6	124.2	27,300	24,100	21,600	19,400	56.5	122.7	22,900	22,700	21,300	19,300		100	
105	50.1	119.9	26,300	23,700	21,300	19,200	53.9	118.4	22,000	21,800	21,000	19,100		105	
110	47.5	115.2	25,100	23,200	20,900	18,900	51.2	113.6	21,100	21,000	20,700	19,000		110	
115	44.8	110.1	23,900	22,800	20,600	18,600	48.5	108.4	20,300	20,200	20,000	18,800		115	
120	41.9	104.4	22,900	22,500	20,300	18,400	45.5	102.6	19,600	19,500	19,300	18,600		120	
125	38.8	98.1	22,000	21,700	20,000	18,200	42.4	96.2	18,900	18,900	18,700	18,500		125	
130	35.5	91.0	21,100	20,900	19,700	18,000	39.0	88.9	18,400	18,300	18,100	18,000		130	
135	31.8	82.9	20,300	20,100	19,500	17,900	35.2	80.6	17,800	17,800	17,600	17,500		135	
140	27.8	73.5	19,500	19,400	19,300	17,700	31.0	70.8	17,300	17,200	17,200	17,100		140	
145	22.9	61.9	18,900	18,700	18,600	17,700								145	

MLC250 S-2

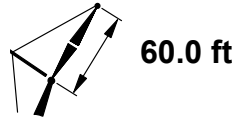
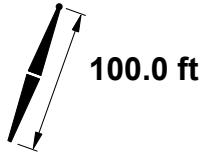


		25°					
		0°					
		1°					
		2°					
		3°					
ft	°	ft	lb	lb	lb	lb	ft
35							35
40							40
45							45
50							50
55	80.6	145.6	27,000				55
60	78.5	143.6	25,500	25,200	22,900		60
65	76.4	141.5	24,200	23,900	22,600	20,200	65
70	74.2	139.1	23,100	22,800	22,300	20,100	70
75	72.0	136.5	22,100	21,800	21,400	19,900	75
80	69.8	133.7	21,200	20,900	20,500	19,800	80
85	67.5	130.5	20,300	20,100	19,700	19,400	85
90	65.1	127.1	19,500	19,300	19,000	18,700	90
95	62.6	123.4	18,800	18,600	18,300	18,100	95
100	60.1	119.3	18,200	18,000	17,700	17,500	100
105	57.5	114.8	17,600	17,400	17,200	17,000	105
110	54.7	109.9	17,100	16,900	16,700	16,500	110
115	51.8	104.5	16,500	16,400	16,200	16,100	115
120	48.8	98.4	16,100	16,000	15,800	15,700	120
125	45.5	91.7	15,700	15,600	15,500	15,400	125
130	41.9	84.0	15,300	15,200	15,200	15,100	130
135							135
140							140
145							145

MLC250 S-2

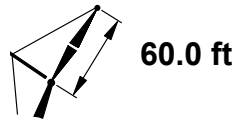
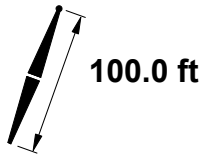
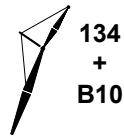


184,600 lb
+
44,000 lb



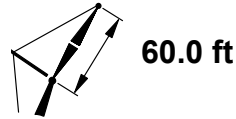
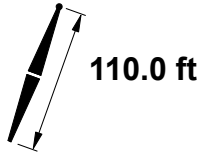
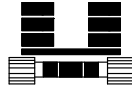
	5°							15°						
	ft	°	ft	0° lb	1° lb	2° lb	3° lb	°	ft	0° lb	1° lb	2° lb	3° lb	ft
35	81.0	165.3	39,300											35
40	79.2	164.3	38,300	31,500										40
45	77.3	163.1	37,200	30,800	26,400	23,200								45
50	75.5	161.7	36,300	30,200	25,900	22,800	79.3	160.4	33,300	28,600				50
55	73.6	160.1	35,300	29,600	25,400	22,400	77.4	158.8	32,600	28,000	24,400	21,500		55
60	71.7	158.4	34,300	28,900	25,000	22,000	75.5	157.1	31,800	27,600	24,100	21,200		60
65	69.8	156.5	33,300	28,400	24,600	21,700	73.5	155.2	31,000	27,000	23,800	21,000		65
70	67.9	154.3	32,500	27,800	24,200	21,400	71.6	153.0	30,400	26,500	23,400	20,800		70
75	65.9	152.0	31,600	27,200	23,700	21,100	69.6	150.7	29,700	26,100	23,100	20,600		75
80	63.9	149.5	30,800	26,800	23,400	20,700	67.5	148.1	28,700	25,500	22,800	20,400		80
85	61.8	146.7	30,100	26,200	23,000	20,500	65.5	145.3	27,300	25,200	22,500	20,200		85
90	59.7	143.7	29,300	25,600	22,700	20,200	63.4	142.3	26,100	24,700	22,200	19,900		90
95	57.6	140.4	28,700	25,100	22,300	19,900	61.2	138.9	25,000	24,300	21,900	19,700		95
100	55.4	136.9	28,100	24,700	22,000	19,600	59.0	135.4	23,900	23,800	21,600	19,500		100
105	53.1	133.0	27,400	24,200	21,600	19,400	56.7	131.5	23,000	22,800	21,300	19,300		105
110	50.8	128.8	26,600	23,700	21,300	19,200	54.3	127.2	22,100	22,000	21,000	19,200		110
115	48.4	124.3	25,500	23,300	21,000	18,900	51.9	122.6	21,300	21,200	20,800	19,000		115
120	45.9	119.4	24,300	23,000	20,700	18,700	49.3	117.6	20,500	20,400	20,200	18,800		120
125	43.2	113.9	23,400	22,600	20,400	18,500	46.6	112.1	19,900	19,800	19,500	18,600		125
130	40.4	108.0	22,400	22,300	20,100	18,300	43.8	106.0	19,200	19,100	19,000	18,500		130
135	37.5	101.4	21,500	21,400	19,900	18,100	40.8	99.3	18,600	18,600	18,400	18,200		135
140	34.3	94.0	20,800	20,700	19,600	18,000	37.5	91.7	18,100	18,000	17,900	17,800		140
145	30.8	85.5	20,100	19,900	19,400	17,900	33.9	83.0	17,600	17,600	17,500	17,400		145
150	26.8	75.7	19,400	19,200	19,100	17,700								150
155	22.1	63.7	18,700	18,600	18,500	17,600								155

MLC250 S-2



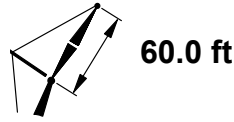
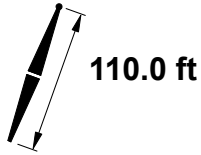
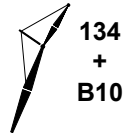
		25°					
		0°	1°	2°	3°		
		lb	lb	lb	lb		
ft	°	ft					ft
35							35
40							40
45							45
50							50
55							55
60	79.3	154.2	26,100	25,700			60
65	77.3	152.2	24,800	24,500	22,800	20,300	65
70	75.3	150.0	23,700	23,400	22,500	20,200	70
75	73.3	147.6	22,600	22,400	21,900	20,000	75
80	71.2	145.0	21,700	21,500	21,100	19,900	80
85	69.1	142.1	20,900	20,600	20,300	19,700	85
90	67.0	139.0	20,200	19,900	19,600	19,300	90
95	64.7	135.6	19,400	19,200	18,900	18,600	95
100	62.5	132.0	18,700	18,600	18,300	18,100	100
105	60.1	128.0	18,200	18,000	17,700	17,500	105
110	57.7	123.6	17,600	17,400	17,200	17,000	110
115	55.1	118.8	17,100	16,900	16,800	16,600	115
120	52.5	113.6	16,600	16,500	16,300	16,200	120
125	49.7	107.9	16,200	16,100	15,900	15,800	125
130	46.7	101.6	15,800	15,700	15,600	15,500	130
135	43.5	94.5	15,500	15,400	15,300	15,200	135
140							140
145							145
150							150
155							155

MLC250 S-2



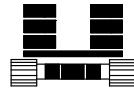
	5°							15°							
			184,600 lb + 44,000 lb						184,600 lb + 44,000 lb						
	ft	°	ft	0° lb	1° lb	2° lb	3° lb	°	ft	0° lb	1° lb	2° lb	3° lb	ft	
40	79.8	174.5	38,400	31,600										40	
45	78.1	173.4	37,500	31,000										45	
50	76.4	172.1	36,600	30,400	26,500			79.9	170.8	33,500	28,700			50	
55	74.6	170.6	35,700	29,800	26,000	22,800		78.2	169.3	32,800	28,200	24,500		55	
60	72.8	169.0	34,700	29,200	25,200	22,100		76.4	167.7	32,100	27,700	24,100	21,400	60	
65	71.0	167.2	33,900	28,700	24,800	21,800		74.6	165.9	31,400	27,300	23,800	21,100	65	
70	69.2	165.2	33,000	28,200	24,300	21,500		72.7	163.9	30,700	26,800	23,600	20,900	70	
75	67.4	163.0	32,200	27,600	24,000	21,200		70.9	161.7	30,100	26,300	23,300	20,700	75	
80	65.5	160.7	31,400	27,100	23,600	20,900		69.0	159.3	29,500	25,900	23,000	20,500	80	
85	63.6	158.1	30,700	26,600	23,200	20,600		67.1	156.7	28,400	25,500	22,700	20,300	85	
90	61.7	155.3	30,000	26,100	22,900	20,300		65.1	153.9	27,100	25,100	22,400	20,100	90	
95	59.7	152.3	29,300	25,600	22,600	20,100		63.2	150.9	25,900	24,600	22,100	19,900	95	
100	57.7	149.1	28,700	25,100	22,300	19,800		61.1	147.6	24,900	24,300	21,900	19,700	100	
105	55.7	145.6	28,000	24,700	21,900	19,600		59.0	144.0	23,900	23,800	21,600	19,500	105	
110	53.6	141.8	27,500	24,200	21,600	19,400		56.9	140.2	23,000	22,900	21,300	19,300	110	
115	51.4	137.7	26,900	23,800	21,300	19,200		54.7	136.1	22,200	22,100	21,100	19,200	115	
120	49.1	133.3	25,800	23,400	21,100	18,900		52.4	131.6	21,500	21,300	20,800	19,000	120	
125	46.8	128.5	24,700	23,100	20,800	18,800		50.1	126.8	20,700	20,600	20,400	18,900	125	
130	44.4	123.3	23,800	22,600	20,500	18,500		47.6	121.5	20,100	20,000	19,800	18,700	130	
135	41.8	117.6	22,900	22,300	20,200	18,300		45.0	115.7	19,500	19,400	19,200	18,600	135	
140	39.1	111.4	22,000	21,800	20,000	18,200		42.2	109.3	18,900	18,800	18,700	18,500	140	
145	36.3	104.5	21,200	21,100	19,800	18,000		39.3	102.3	18,400	18,300	18,200	18,000	145	
150	33.2	96.8	20,500	20,400	19,500	17,900		36.1	94.4	17,900	17,800	17,700	17,600	150	
155	29.8	88.1	19,800	19,700	19,400	17,800		32.6	85.4	17,400	17,400	17,300	17,200	155	
160	25.9	77.9	19,200	19,100	19,000	17,700								160	
165	21.4	65.5	18,700	18,500	18,400	17,600								165	

MLC250 S-2

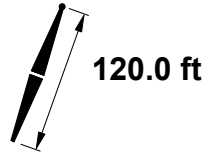


		25°					
		184,600 lb + 44,000 lb					
ft	°	ft	0° lb	1° lb	2° lb	3° lb	ft
40							40
45							45
50							50
55							55
60	80.0	164.7	26,500	25,900			60
65	78.2	162.8	25,300	24,900	22,800		65
70	76.3	160.8	24,200	23,900	22,600	20,200	70
75	74.4	158.6	23,200	22,900	22,400	20,100	75
80	72.5	156.1	22,300	22,000	21,600	19,900	80
85	70.5	153.5	21,500	21,200	20,800	19,800	85
90	68.5	150.6	20,600	20,400	20,100	19,700	90
95	66.5	147.5	19,900	19,700	19,400	19,100	95
100	64.4	144.2	19,300	19,100	18,800	18,500	100
105	62.3	140.5	18,700	18,500	18,300	18,000	105
110	60.1	136.6	18,100	18,000	17,700	17,500	110
115	57.8	132.4	17,700	17,500	17,300	17,100	115
120	55.5	127.7	17,200	17,000	16,800	16,700	120
125	53.0	122.7	16,700	16,600	16,400	16,300	125
130	50.5	117.2	16,300	16,200	16,000	15,900	130
135	47.8	111.2	16,000	15,800	15,700	15,600	135
140	44.9	104.6	15,600	15,500	15,400	15,300	140
145	41.8	97.2	15,300	15,200	15,100	15,100	145
150							150
155							155
160							160
165							165

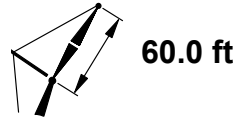
MLC250 S-2



184,600 lb
+
44,000 lb



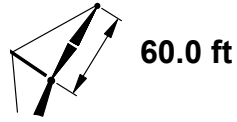
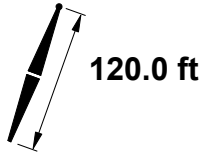
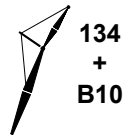
120.0 ft



60.0 ft

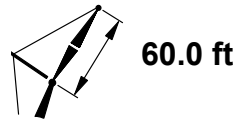
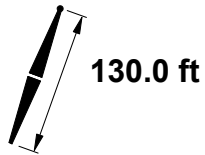
ft	5°						15°						ft
	°	ft	184,600 lb + 44,000 lb				°	ft	184,600 lb + 44,000 lb				
			0°	1°	2°	3°			0°	1°	2°	3°	
lb	lb	lb	lb	lb	lb	lb	lb	lb	lb	lb	lb	lb	
40	80.4	184.7	38,600	31,100	26,600	22,900	80.5	181.1	33,700	27,800	24,200	21,400	40
45	78.8	183.6	37,700	30,500	26,100	22,500	78.8	179.7	33,000	28,300	24,500		45
50	77.1	182.4	36,900	29,900	25,700	22,200	77.2	178.2	32,300	27,800	24,200	21,400	50
55	75.5	181.0	36,000	29,400	25,300	22,200	77.2	178.2	32,300	27,800	24,200	21,400	55
60	73.8	179.5	35,200	29,400	25,300	22,200	77.2	178.2	32,300	27,800	24,200	21,400	60
65	72.1	177.8	34,300	28,900	24,900	21,900	75.5	176.5	31,700	27,400	23,900	21,200	65
70	70.5	176.0	33,400	28,400	24,500	21,600	73.8	174.6	31,000	27,000	23,700	21,000	70
75	68.7	174.0	32,600	27,900	24,200	21,400	72.0	172.6	30,400	26,600	23,400	20,700	75
80	67.0	171.8	31,900	27,400	23,800	21,000	70.3	170.3	29,900	26,100	23,100	20,600	80
85	65.2	169.4	31,200	26,900	23,500	20,800	68.5	167.9	29,400	25,700	22,800	20,400	85
90	63.4	166.8	30,500	26,500	23,100	20,500	66.7	165.3	28,100	25,300	22,600	20,200	90
95	61.6	164.0	29,900	26,000	22,800	20,300	64.9	162.5	27,000	24,900	22,300	20,000	95
100	59.8	161.0	29,200	25,500	22,500	20,000	63.0	159.5	25,900	24,600	22,000	19,800	100
105	57.9	157.8	28,600	25,100	22,200	19,800	61.1	156.2	24,900	24,200	21,800	19,700	105
110	55.9	154.3	28,100	24,600	21,900	19,600	59.1	152.7	24,000	23,800	21,600	19,500	110
115	53.9	150.6	27,600	24,200	21,600	19,300	57.1	149.0	23,100	23,000	21,300	19,300	115
120	51.9	146.6	27,000	23,800	21,300	19,200	55.0	144.9	22,300	22,200	21,100	19,200	120
125	49.8	142.3	26,100	23,500	21,100	19,000	52.9	140.5	21,600	21,500	20,800	19,100	125
130	47.6	137.6	25,100	23,100	20,800	18,700	50.7	135.8	20,900	20,800	20,600	18,900	130
135	45.4	132.6	24,200	22,700	20,500	18,600	48.4	130.7	20,300	20,200	20,000	18,700	135
140	43.0	127.2	23,300	22,400	20,300	18,400	46.0	125.2	19,700	19,600	19,400	18,600	140
145	40.5	121.2	22,400	22,200	20,100	18,200	43.5	119.2	19,200	19,100	18,900	18,500	145
150	37.9	114.7	21,700	21,500	19,800	18,100	40.8	112.6	18,600	18,600	18,400	18,300	150
155	35.2	107.6	21,000	20,800	19,600	17,900	38.0	105.2	18,200	18,100	18,000	17,900	155
160	32.2	99.6	20,300	20,200	19,400	17,800	34.9	97.0	17,700	17,700	17,600	17,500	160
165	28.9	90.5	19,700	19,500	19,300	17,700	31.5	87.7	17,400	17,300	17,200	17,100	165
170	25.1	80.0	19,100	19,000	18,900	17,600							170
175	20.8	67.2	18,600	18,500	18,300	17,600							175

MLC250 S-2



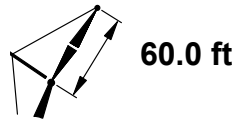
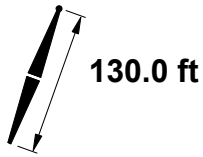
				25°					
				0°					
				1°					
				2°					
				3°					
ft	°	ft	lb	lb	lb	lb	lb	ft	
40								40	
45								45	
50								50	
55								55	
60	80.6	175.1	26,900					60	
65	78.9	173.4	25,700	25,400	22,900			65	
70	77.1	171.5	24,700	24,300	22,700	20,200		70	
75	75.4	169.4	23,700	23,400	22,500	20,100		75	
80	73.6	167.1	22,800	22,500	22,000	20,000		80	
85	71.8	164.7	22,000	21,700	21,300	19,900		85	
90	69.9	162.0	21,200	20,900	20,600	19,800		90	
95	68.0	159.2	20,500	20,300	19,900	19,600		95	
100	66.1	156.1	19,800	19,600	19,300	19,000		100	
105	64.2	152.7	19,200	19,000	18,700	18,500		105	
110	62.2	149.1	18,700	18,500	18,200	18,000		110	
115	60.1	145.3	18,200	18,000	17,700	17,500		115	
120	58.0	141.1	17,700	17,500	17,300	17,100		120	
125	55.8	136.6	17,200	17,100	16,900	16,700		125	
130	53.5	131.7	16,800	16,700	16,500	16,300		130	
135	51.1	126.5	16,400	16,300	16,100	16,000		135	
140	48.7	120.7	16,100	15,900	15,800	15,700		140	
145	46.0	114.4	15,700	15,600	15,500	15,400		145	
150	43.2	107.5	15,400	15,400	15,300	15,200		150	
155								155	
160								160	
165								165	
170								170	
175								175	

MLC250 S-2



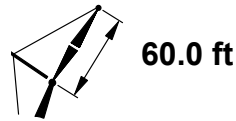
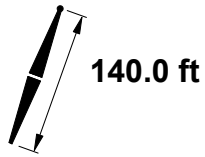
	5°							15°						
			184,600 lb + 44,000 lb						184,600 lb + 44,000 lb					
	ft	°	ft	0° lb	1° lb	2° lb	3° lb	°	ft	0° lb	1° lb	2° lb	3° lb	ft
40	80.9	194.9	38,700											40
45	79.4	193.9	37,800	31,200										45
50	77.8	192.7	37,000	30,600	26,200	22,900		81.0	191.4	33,900				50
55	76.3	191.4	36,300	30,100	25,700	22,600		79.5	190.1	33,300	28,400			55
60	74.7	190.0	35,500	29,500	25,400	22,300		77.9	188.6	32,500	28,000	24,300	21,400	60
65	73.1	188.4	34,700	29,100	25,000	22,000		76.3	187.0	31,900	27,600	24,000	21,200	65
70	71.5	186.7	33,900	28,600	24,700	21,700		74.7	185.2	31,300	27,200	23,800	21,000	70
75	69.9	184.8	33,100	28,100	24,300	21,400		73.0	183.3	30,700	26,800	23,500	20,900	75
80	68.3	182.7	32,400	27,700	23,900	21,200		71.4	181.2	30,200	26,400	23,200	20,600	80
85	66.6	180.5	31,600	27,200	23,600	20,900		69.7	179.0	29,600	26,000	23,000	20,400	85
90	65.0	178.0	31,000	26,700	23,300	20,600		68.0	176.6	29,100	25,600	22,700	20,300	90
95	63.3	175.4	30,300	26,300	23,000	20,400		66.3	173.9	27,800	25,200	22,500	20,100	95
100	61.5	172.7	29,700	25,900	22,700	20,200		64.6	171.1	26,800	24,900	22,300	20,000	100
105	59.8	169.7	29,100	25,500	22,400	20,000		62.8	168.1	25,700	24,500	22,000	19,800	105
110	58.0	166.5	28,600	25,000	22,200	19,700		61.0	164.9	24,900	24,200	21,800	19,600	110
115	56.2	163.0	28,100	24,600	21,900	19,500		59.2	161.4	24,000	23,900	21,500	19,500	115
120	54.3	159.4	27,500	24,200	21,600	19,300		57.3	157.7	23,200	23,100	21,300	19,300	120
125	52.4	155.4	27,000	23,800	21,300	19,200		55.3	153.7	22,400	22,300	21,100	19,200	125
130	50.4	151.2	26,400	23,500	21,100	18,900		53.3	149.4	21,700	21,600	20,900	19,000	130
135	48.4	146.7	25,400	23,100	20,800	18,800		51.3	144.8	21,100	21,000	20,700	19,000	135
140	46.2	141.8	24,500	22,800	20,600	18,600		49.1	139.9	20,400	20,400	20,100	18,800	140
145	44.1	136.5	23,600	22,500	20,300	18,400		46.9	134.6	19,900	19,800	19,600	18,700	145
150	41.8	130.9	22,800	22,200	20,100	18,300		44.6	128.8	19,400	19,300	19,100	18,600	150
155	39.4	124.7	22,100	21,900	19,900	18,100		42.2	122.5	18,900	18,800	18,600	18,500	155
160	36.8	118.0	21,400	21,200	19,700	17,900		39.6	115.7	18,400	18,400	18,200	18,100	160
165	34.1	110.5	20,800	20,300	19,500	17,800		36.8	108.1	18,000	17,900	17,800	17,700	165
170	31.2	102.3	19,800	19,200	18,600	17,700		33.8	99.6	17,600	17,600	17,500	17,400	170
175	28.0	92.9	18,700	18,200	17,700	17,200		30.5	89.9	17,300	17,200	17,100	17,100	175
180	24.4	82.0	17,700	17,300	16,800	16,300								180
185	20.2	68.8	16,800	16,400	15,900	15,500								185

MLC250 S-2



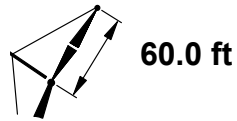
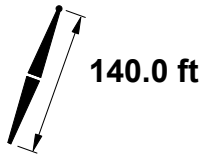
		25°					
		0°					
		1°					
		2°					
		3°					
ft	°	ft	lb	lb	lb	lb	ft
40							40
45							45
50							50
55							55
60							60
65	79.5	183.9	26,100	25,800			65
70	77.9	182.1	25,100	24,800	22,800	20,300	70
75	76.2	180.1	24,100	23,800	22,500	20,200	75
80	74.5	178.0	23,200	23,000	22,300	20,000	80
85	72.8	175.7	22,400	22,200	21,700	20,000	85
90	71.1	173.2	21,600	21,400	21,000	19,800	90
95	69.4	170.6	21,000	20,700	20,400	19,800	95
100	67.6	167.7	20,400	20,100	19,800	19,400	100
105	65.8	164.6	19,700	19,500	19,200	18,900	105
110	63.9	161.3	19,100	19,000	18,700	18,400	110
115	62.0	157.7	18,600	18,400	18,200	18,000	115
120	60.1	153.9	18,100	18,000	17,700	17,500	120
125	58.1	149.8	17,700	17,500	17,300	17,100	125
130	56.0	145.4	17,200	17,100	16,900	16,700	130
135	53.9	140.7	16,900	16,700	16,600	16,400	135
140	51.7	135.6	16,500	16,400	16,200	16,100	140
145	49.4	130.1	16,200	16,000	15,900	15,800	145
150	47.0	124.1	15,900	15,700	15,600	15,500	150
155	44.5	117.6	15,600	15,500	15,400	15,300	155
160	41.8	110.4	15,300	15,200	15,100	15,100	160
165							165
170							170
175							175
180							180
185							185

MLC250 S-2



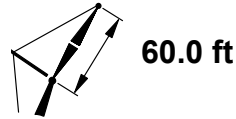
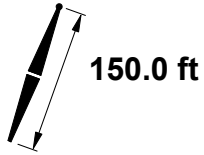
	5°						15°									
			184,600 lb + 44,000 lb						184,600 lb + 44,000 lb							
	ft	°	ft	0° lb	1° lb	2° lb	3° lb	ft	°	ft	0° lb	1° lb		2° lb	3° lb	ft
45	79.9	204.1	37,900	31,200												45
50	78.5	203.0	37,200	30,600												50
55	77.0	201.8	36,500	30,200	26,200											55
60	75.5	200.4	35,800	29,700	25,400	22,300		80.0	200.4	33,300						60
65	74.0	198.9	35,000	29,200	25,100	22,100		78.5	199.0	32,700	28,000	24,300				65
70	72.5	197.3	34,200	28,700	24,700	21,800		77.0	197.5	32,100	27,600	24,000	21,200			70
75	71.0	195.5	33,500	28,300	24,400	21,500		75.5	195.8	31,600	27,300	23,800	21,000			75
80	69.4	193.5	32,800	27,900	24,100	21,200		73.9	194.0	31,000	26,900	23,600	20,900			80
85	67.9	191.4	32,100	27,500	23,800	21,000		72.4	192.1	30,400	26,600	23,400	20,600			85
90	66.3	189.2	31,400	27,000	23,500	20,800		70.8	189.9	30,000	26,200	23,100	20,500			90
95	64.7	186.7	30,800	26,600	23,200	20,500		69.2	187.7	29,500	25,800	22,900	20,300			95
100	63.1	184.1	30,200	26,200	22,900	20,300		67.6	185.2	28,800	25,400	22,600	20,200			100
105	61.5	181.3	29,600	25,800	22,600	20,100		66.0	182.6	27,700	25,100	22,400	20,100			105
110	59.8	178.3	29,100	25,400	22,400	19,900		64.4	179.8	26,600	24,800	22,200	19,900			110
115	58.1	175.1	28,500	25,000	22,000	19,600		62.7	176.7	25,700	24,400	22,000	19,700			115
120	56.4	171.7	28,000	24,600	21,800	19,400		61.0	173.5	24,800	24,200	21,700	19,600			120
125	54.6	168.1	27,500	24,200	21,500	19,300		59.2	170.1	24,000	23,900	21,500	19,400			125
130	52.8	164.2	27,100	23,800	21,300	19,100		57.4	166.4	23,200	23,100	21,300	19,300			130
135	50.9	160.1	26,600	23,500	21,100	19,000		55.6	162.5	22,500	22,400	21,100	19,100			135
140	49.0	155.7	25,700	23,200	20,800	18,800		53.7	158.3	21,800	21,800	20,900	19,000			140
145	47.0	150.9	24,800	22,900	20,600	18,600		51.8	153.8	21,200	21,100	20,700	18,900			145
150	45.0	145.8	24,000	22,600	20,400	18,400		49.8	149.0	20,700	20,600	20,300	18,800			150
155	42.9	140.4	23,000	22,200	20,100	18,300		47.7	143.9	20,100	20,000	19,800	18,700			155
160	40.6	134.5	21,800	21,000	19,900	18,100		45.5	138.3	19,600	19,500	19,300	18,600			160
165	38.3	128.1	20,600	19,800	19,100	18,000		43.3	132.3	19,100	19,000	18,900	18,500			165
170	35.8	121.1	19,400	18,800	18,100	17,500		40.9	125.8	18,600	18,600	18,400	18,300			170
175	33.2	113.4	18,400	17,800	17,200	16,600		38.4	118.7	18,300	18,200	18,000	17,900			175
180	30.4	104.9	17,400	16,800	16,300	15,800		35.7	110.8	17,800	17,800	17,600	17,000			180
185	27.3	95.2	16,400	15,900	15,500	15,000		32.8	102.0	17,500	17,200	16,600	16,100			185
190	23.7	84.0	15,500	15,100	14,700	14,200										190

MLC250 S-2



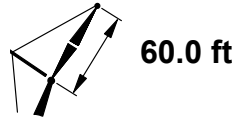
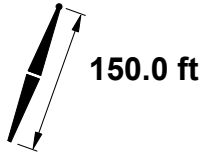
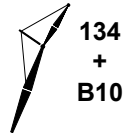
		25°					
		0°	1°	2°	3°		
ft	°	ft	lb	lb	lb	lb	ft
45							45
50							50
55							55
60							60
65	80.1	194.3	26,500				65
70	78.5	192.6	25,500	25,200	22,700		70
75	77.0	190.8	24,500	24,200	22,600	20,200	75
80	75.4	188.8	23,700	23,400	22,400	20,000	80
85	73.8	186.6	22,900	22,600	22,100	20,000	85
90	72.2	184.3	22,100	21,900	21,400	19,900	90
95	70.5	181.8	21,500	21,200	20,800	19,800	95
100	68.9	179.1	20,800	20,500	20,200	19,700	100
105	67.2	176.2	20,200	20,000	19,600	19,300	105
110	65.5	173.2	19,600	19,400	19,100	18,800	110
115	63.7	169.9	19,100	18,900	18,600	18,400	115
120	61.9	166.3	18,600	18,400	18,200	17,900	120
125	60.1	162.6	18,100	18,000	17,700	17,500	125
130	58.2	158.6	17,700	17,500	17,300	17,100	130
135	56.3	154.3	17,300	17,200	17,000	16,800	135
140	54.3	149.7	17,000	16,800	16,600	16,500	140
145	52.2	144.7	16,600	16,400	16,300	16,200	145
150	50.1	139.4	16,300	16,100	16,000	15,900	150
155	47.8	133.6	16,000	15,800	15,700	15,600	155
160	45.5	127.4	15,700	15,600	15,500	15,400	160
165	43.0	120.6	15,400	15,300	15,200	15,200	165
170							170
175							175
180							180
185							185
190							190

MLC250 S-2



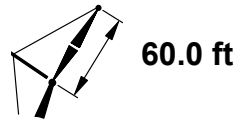
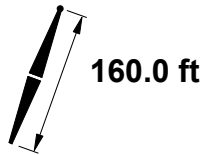
	5°							15°						
			184,600 lb + 44,000 lb						184,600 lb + 44,000 lb					
	ft	°	ft	0° lb	1° lb	2° lb	3° lb	°	ft	0° lb	1° lb	2° lb	3° lb	ft
45	80.4	214.3	38,000											45
50	79.0	213.2	37,300	30,700										50
55	77.6	212.1	36,600	30,200	25,800	22,500								55
60	76.2	210.8	35,900	29,700	25,500	22,300	80.5	210.7	33,500					60
65	74.8	209.4	35,200	29,300	25,100	22,000	79.1	209.4	32,900	28,100				65
							77.6	207.9	32,300	27,700	24,100	21,200		
70	73.4	207.8	34,500	28,900	24,800	21,800	76.2	206.3	31,700	27,400	23,800	21,000	70	
75	71.9	206.1	33,800	28,400	24,500	21,500	74.8	204.6	31,300	27,100	23,600	20,900	75	
80	70.5	204.3	33,100	28,000	24,200	21,300	73.3	202.8	30,700	26,700	23,400	20,700	80	
85	69.0	202.3	32,500	27,600	23,900	21,100	71.8	200.8	30,200	26,300	23,200	20,600	85	
90	67.5	200.1	31,800	27,200	23,600	20,900	70.3	198.6	29,800	26,000	23,000	20,400	90	
							68.8	196.3	29,300	25,600	22,800	20,200	95	
95	66.0	197.8	31,200	26,800	23,300	20,600	67.3	193.8	28,500	25,300	22,500	20,100	100	
100	64.5	195.4	30,600	26,400	23,100	20,400	65.7	191.2	27,500	25,000	22,300	19,900	105	
105	62.9	192.8	30,100	26,000	22,800	20,200	64.1	188.4	26,500	24,700	22,100	19,800	110	
110	61.4	190.0	29,500	25,700	22,500	20,000	62.5	185.4	25,600	24,400	21,900	19,700	115	
							60.9	182.2	24,800	24,100	21,700	19,500	120	
120	58.2	183.8	28,500	24,900	22,000	19,600	59.2	178.8	24,000	23,900	21,500	19,400	125	
125	56.5	180.4	28,000	24,500	21,800	19,400	57.5	175.1	23,300	23,200	21,300	19,300	130	
130	54.9	176.8	27,600	24,200	21,500	19,200	55.8	171.3	22,600	22,500	21,100	19,100	135	
135	53.1	173.0	27,100	23,900	21,300	19,100	54.0	167.1	22,000	21,900	20,900	19,000	140	
140	51.4	169.0	26,700	23,500	21,000	18,900								
							52.2	162.8	21,400	21,300	20,700	18,900	145	
145	49.6	164.6	25,200	23,200	20,800	18,700	50.3	158.1	20,800	20,700	20,400	18,800	150	
150	47.7	160.0	23,800	22,800	20,700	18,600	48.4	153.1	20,300	20,200	19,900	18,700	155	
155	45.8	155.1	22,400	21,500	20,400	18,400	46.4	147.7	19,800	19,700	19,500	18,600	160	
160	43.8	149.8	21,100	20,300	19,500	18,200	44.3	142.0	19,300	19,200	18,900	18,200	165	
165	41.7	144.1	20,000	19,200	18,400	17,700								
							42.1	135.7	18,800	18,600	17,900	17,200	170	
170	39.6	138.0	18,800	18,100	17,400	16,700	39.8	129.0	18,200	17,600	16,900	16,300	175	
175	37.3	131.4	17,800	17,100	16,500	15,900	37.3	121.6	17,200	16,600	16,000	15,400	180	
180	34.9	124.1	16,800	16,200	15,600	15,000	34.7	113.5	16,200	15,600	15,100	14,500	185	
185	32.4	116.2	15,800	15,300	14,700	14,200	31.9	104.5	15,300	14,700	14,200	13,700	190	
190	29.6	107.4	14,900	14,400	13,900	13,500								
195	26.6	97.5	14,100	13,600	13,200	12,700							195	
200	23.1	85.9	13,300	12,900	12,500	12,100							200	

MLC250 S-2



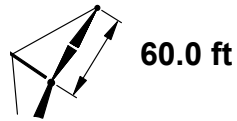
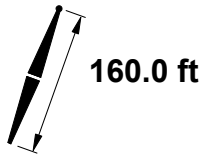
				25°					
				0°					
				1°					
				2°					
				3°					
ft	°	ft	lb	lb	lb	lb	lb	ft	
45								45	
50								50	
55								55	
60								60	
65	80.6	204.7	26,900					65	
70	79.1	203.1	25,800	25,500				70	
75	77.6	201.3	24,900	24,600	22,600	20,200		75	
80	76.1	199.5	24,100	23,800	22,400	20,100		80	
85	74.6	197.4	23,300	23,000	22,300	19,900		85	
90	73.1	195.2	22,600	22,300	21,800	19,900		90	
95	71.6	192.9	21,900	21,600	21,200	19,800		95	
100	70.0	190.4	21,200	21,000	20,600	19,700		100	
105	68.4	187.7	20,600	20,400	20,000	19,700		105	
110	66.8	184.8	20,000	19,800	19,500	19,200		110	
115	65.2	181.7	19,500	19,300	19,000	18,800		115	
120	63.5	178.4	19,100	18,800	18,600	18,300		120	
125	61.8	175.0	18,600	18,400	18,100	17,900		125	
130	60.1	171.2	18,100	18,000	17,700	17,500		130	
135	58.3	167.3	17,700	17,600	17,400	17,200		135	
140	56.5	163.1	17,400	17,200	17,000	16,800		140	
145	54.6	158.6	17,000	16,800	16,700	16,500		145	
150	52.7	153.7	16,700	16,500	16,400	16,200		150	
155	50.7	148.6	16,400	16,200	16,100	15,900		155	
160	48.6	143.0	16,100	15,900	15,800	15,700		160	
165	46.4	137.1	15,800	15,700	15,600	15,500		165	
170	44.1	130.6	15,500	15,400	15,300	15,300		170	
175								175	
180								180	
185								185	
190								190	
195								195	
200								200	

MLC250 S-2



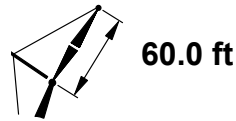
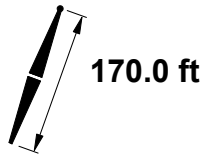
ft	5°						15°						ft
	°	ft	184,600 lb + 44,000 lb				°	ft	184,600 lb + 44,000 lb				
			0°	1°	2°	3°			0°	1°	2°	3°	
lb	lb	lb	lb	lb	lb	lb	lb	lb	lb	lb	lb	lb	
45	80.9	224.4	38,000										45
50	79.5	223.5	37,300	30,700									50
55	78.2	222.4	36,700	30,200	25,800								55
60	76.9	221.1	36,100	29,700	25,500	22,300	80.9	220.9	33,600				60
65	75.5	219.8	35,400	29,400	25,200	22,100	79.6	219.7	33,000	28,100			65
70	74.1	218.3	34,800	28,900	24,800	21,800	78.2	218.3	32,500	27,800	24,100		70
75	72.8	216.7	34,000	28,500	24,600	21,600	76.9	216.8	31,900	27,500	23,800	21,000	75
80	71.4	214.9	33,400	28,100	24,300	21,400	75.5	215.2	31,400	27,100	23,600	20,900	80
85	70.0	213.0	32,700	27,700	23,900	21,100	74.1	213.4	30,900	26,800	23,400	20,700	85
90	68.6	211.0	32,100	27,300	23,600	20,900	72.7	211.5	30,400	26,400	23,200	20,600	90
95	67.2	208.9	31,500	27,000	23,400	20,700	71.3	209.5	30,000	26,100	23,000	20,400	95
100	65.7	206.5	31,000	26,600	23,200	20,500	69.8	207.3	29,500	25,800	22,800	20,300	100
105	64.3	204.1	30,400	26,300	22,900	20,200	68.4	205.0	29,200	25,500	22,600	20,100	105
110	62.8	201.4	29,900	25,900	22,600	20,100	66.9	202.5	28,300	25,200	22,400	20,000	110
115	61.3	198.6	29,400	25,500	22,400	19,900	65.5	199.8	27,300	24,900	22,200	19,900	115
120	59.8	195.6	28,900	25,200	22,200	19,700	63.9	197.0	26,400	24,600	22,000	19,700	120
125	58.3	192.5	28,400	24,900	21,900	19,500	62.4	194.0	25,500	24,300	21,800	19,600	125
130	56.7	189.1	28,000	24,500	21,700	19,400	60.9	190.8	24,800	24,100	21,600	19,500	130
135	55.1	185.6	27,500	24,100	21,400	19,200	59.3	187.4	24,000	23,800	21,400	19,400	135
140	53.5	181.8	26,400	23,800	21,200	19,000	57.7	183.8	23,300	23,200	21,200	19,200	140
145	51.8	177.8	24,800	23,500	21,000	18,900	56.0	180.0	22,700	22,600	21,100	19,100	145
150	50.1	173.5	23,400	22,300	20,800	18,700	54.3	176.0	22,000	22,000	20,900	19,000	150
155	48.3	169.0	22,000	21,000	20,100	18,500	52.6	171.7	21,500	21,400	20,700	18,900	155
160	46.5	164.2	20,700	19,800	19,900	18,100	50.8	167.1	20,900	20,900	20,600	18,800	160
165	44.7	159.1	19,500	18,700	19,900	17,100	49.0	162.2	20,400	20,400	20,400	18,700	165
170	42.7	153.6	18,400	17,600	16,900	16,200	47.1	157.0	19,900	19,300	18,500	17,700	170
175	40.7	147.7	17,400	16,700	16,000	15,300	45.1	151.5	19,000	18,200	17,400	16,700	175
180	38.6	141.4	16,400	15,700	15,100	14,400	43.1	145.5	17,900	17,100	16,400	15,800	180
185	36.4	134.5	15,400	14,800	14,200	13,700	41.0	139.1	16,800	16,200	15,500	14,900	185
190	34.1	127.1	14,600	14,000	13,400	12,900	38.7	132.1	15,900	15,200	14,600	14,000	190
195	31.6	118.9	13,700	13,200	12,700	12,200	36.3	124.5	14,900	14,400	13,800	13,300	195
200	28.9	109.9	12,900	12,400	12,000	11,500	33.8	116.1	14,000	13,500	13,000	12,500	200
205	25.9	99.7	12,100	11,700	11,300	10,900	31.0	106.8	13,200	12,700	12,200	11,800	205
210	22.6	87.8	11,400	11,000	10,600	10,300							210

MLC250 S-2



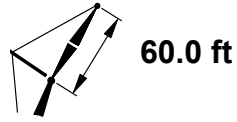
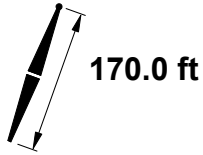
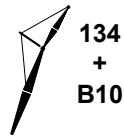
		25°					
		0°					
		1°					
		2°					
		3°					
ft	°	ft	lb	lb	lb	lb	ft
45							45
50							50
55							55
60							60
65	81.0	215.0	27,200				65
70	79.6	213.5	26,200	25,600			70
75	78.2	211.9	25,300	25,000	22,600		75
80	76.8	210.1	24,400	24,200	22,500	20,100	80
85	75.4	208.1	23,700	23,400	22,300	19,900	85
90	74.0	206.1	22,900	22,700	22,100	19,900	90
95	72.5	203.9	22,300	22,000	21,600	19,800	95
100	71.0	201.5	21,700	21,400	21,000	19,700	100
105	69.5	198.9	21,000	20,800	20,400	19,700	105
110	68.0	196.2	20,500	20,200	19,900	19,600	110
115	66.5	193.3	19,900	19,700	19,400	19,100	115
120	64.9	190.3	19,500	19,200	19,000	18,700	120
125	63.3	187.0	19,000	18,800	18,500	18,300	125
130	61.7	183.6	18,600	18,400	18,100	17,900	130
135	60.1	179.9	18,100	18,000	17,700	17,500	135
140	58.4	176.0	17,800	17,600	17,400	17,200	140
145	56.7	171.8	17,400	17,200	17,000	16,900	145
150	54.9	167.4	17,100	16,900	16,700	16,600	150
155	53.1	162.7	16,800	16,600	16,400	16,300	155
160	51.2	157.7	16,400	16,300	16,100	16,000	160
165	49.2	152.4	16,200	16,000	15,900	15,800	165
170	47.2	146.6	15,900	15,800	15,600	15,500	170
175	45.1	140.4	15,600	15,500	15,400	15,300	175
180	42.9	133.7	15,400	15,300	15,200	15,200	180
185							185
190							190
195							195
200							200
205							205
210							210

MLC250 S-2



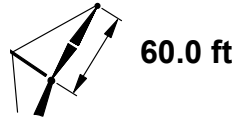
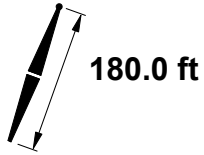
	5°						15°									
			184,600 lb + 44,000 lb						184,600 lb + 44,000 lb							
	ft	°	ft	0° lb	1° lb	2° lb	3° lb	ft	°	ft	0° lb	1° lb		2° lb	3° lb	ft
50	80.0	233.7	37,400	30,700												50
55	78.7	232.6	36,700	30,200												55
60	77.4	231.4	36,100	29,800	25,800	22,100		80.1	230.0	33,100						60
65	76.1	230.1	35,500	29,400	25,500	22,000		78.8	228.7	32,600	27,800	24,000				65
70	74.9	228.7	34,900	29,000	25,100	21,800		77.5	227.2	32,100	27,500	23,800	21,000			70
75	73.5	227.2	34,300	28,500	24,600	21,600		76.1	225.7	31,500	27,200	23,600	20,900			75
80	72.2	225.5	33,600	28,200	24,200	21,300		74.8	224.0	31,100	26,900	23,400	20,700			80
85	70.9	223.7	33,000	27,800	24,000	21,100		73.5	222.2	30,600	26,600	23,300	20,500			85
90	69.6	221.8	32,400	27,400	23,700	20,900		72.1	220.3	30,200	26,200	23,100	20,400			90
95	68.2	219.8	31,800	27,100	23,400	20,700		70.8	218.2	29,800	25,900	22,900	20,300			95
100	66.9	217.6	31,300	26,800	23,200	20,500		69.4	216.0	29,300	25,600	22,600	20,200			100
105	65.5	215.2	30,700	26,400	23,000	20,300		68.0	213.6	29,000	25,300	22,500	20,000			105
110	64.1	212.7	30,200	26,100	22,700	20,100		66.6	211.1	28,000	25,000	22,300	19,900			110
115	62.7	210.1	29,800	25,700	22,500	19,900		65.2	208.5	27,100	24,800	22,100	19,800			115
120	61.3	207.3	29,200	25,400	22,200	19,700		63.8	205.6	26,300	24,500	22,000	19,600			120
125	59.8	204.3	28,800	25,100	22,100	19,600		62.3	202.6	25,500	24,200	21,800	19,500			125
130	58.3	201.2	28,300	24,700	21,800	19,400		60.8	199.5	24,800	24,000	21,600	19,400			130
135	56.8	197.8	27,600	24,400	21,600	19,200		59.3	196.1	24,100	23,800	21,400	19,300			135
140	55.3	194.3	25,900	24,100	21,400	19,100		57.8	192.5	23,400	23,300	21,200	19,200			140
145	53.8	190.6	24,300	23,100	21,200	19,000		56.2	188.8	22,800	22,700	21,100	19,100			145
150	52.2	186.6	22,900	21,700	20,700	18,800		54.6	184.8	22,200	22,100	20,900	19,000			150
155	50.6	182.4	21,500	20,500	19,500	18,500		53.0	180.6	21,600	21,200	20,200	18,900			155
160	48.9	178.0	20,200	19,300	18,300	17,500		51.3	176.1	20,900	20,000	19,000	18,100			160
165	47.2	173.3	19,100	18,200	17,300	16,500		49.5	171.3	19,700	18,800	17,900	17,100			165
170	45.4	168.3	17,900	17,100	16,300	15,500		47.8	166.3	18,500	17,700	16,900	16,100			170
175	43.6	163.0	16,900	16,100	15,400	14,700		45.9	160.9	17,400	16,700	15,900	15,200			175
180	41.7	157.3	15,900	15,200	14,500	13,800		44.0	155.1	16,400	15,700	15,000	14,300			180
185	39.8	151.2	15,000	14,300	13,700	13,000		42.0	148.9	15,400	14,800	14,100	13,500			185
190	37.7	144.7	14,100	13,500	12,900	12,300		39.9	142.3	14,500	13,900	13,300	12,700			190
195	35.5	137.7	13,200	12,700	12,100	11,600		37.7	135.1	13,600	13,100	12,500	11,900			195
200	33.3	130.0	12,400	11,900	11,400	10,900		35.4	127.3	12,800	12,300	11,700	11,200			200
205	30.8	121.6	11,700	11,200	10,700	10,300		32.9	118.7	12,000	11,500	11,000	10,500			205
210	28.2	112.3	10,900	10,500	10,100	9,600										210
215	25.3	101.8	10,200	9,800	9,400	9,100										215
220	22.0	89.7	9,600	9,200	8,800	8,500										220

MLC250 S-2



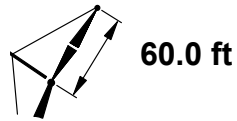
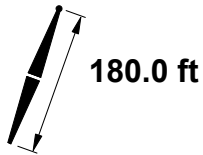
		25°					
		0°					
		1°					
		2°					
		3°					
ft	°	ft	lb	lb	lb	lb	ft
50							50
55							55
60							60
65							65
70	80.1	223.9	26,500				70
75	78.8	222.3	25,600	25,300	22,600		75
80	77.4	220.6	24,800	24,500	22,500	20,100	80
85	76.1	218.8	24,000	23,800	22,300	19,900	85
90	74.7	216.8	23,300	23,000	22,200	19,900	90
95	73.3	214.7	22,600	22,400	21,900	19,800	95
100	71.9	212.5	22,000	21,800	21,300	19,800	100
105	70.5	210.1	21,500	21,200	20,800	19,700	105
110	69.1	207.5	20,900	20,600	20,300	19,600	110
115	67.7	204.8	20,400	20,100	19,800	19,500	115
120	66.2	201.9	19,800	19,600	19,300	19,000	120
125	64.7	198.9	19,400	19,200	18,900	18,600	125
130	63.2	195.6	19,000	18,800	18,500	18,200	130
135	61.6	192.2	18,600	18,300	18,100	17,900	135
140	60.1	188.6	18,100	18,000	17,700	17,500	140
145	58.5	184.7	17,800	17,600	17,400	17,200	145
150	56.8	180.6	17,500	17,300	17,100	16,900	150
155	55.1	176.3	17,100	16,900	16,800	16,600	155
160	53.4	171.7	16,800	16,600	16,500	16,300	160
165	51.6	166.8	16,500	16,400	16,200	16,100	165
170	49.8	161.6	16,200	16,100	16,000	15,800	170
175	47.9	156.0	16,000	15,800	15,700	15,600	175
180	45.9	150.1	15,700	15,600	15,400	14,700	180
185	43.9	143.7	15,500	15,200	14,500	13,900	185
190							190
195							195
200							200
205							205
210							210
215							215
220							220

MLC250 S-2



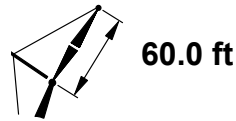
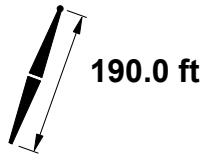
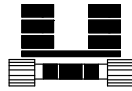
	5°							15°						
			184,600 lb + 44,000 lb						184,600 lb + 44,000 lb					
	ft	°	ft	0° lb	1° lb	2° lb	3° lb	°	ft	0° lb	1° lb	2° lb	3° lb	ft
50	80.4	243.8	37,300											50
55	79.2	242.8	36,700	30,200										55
60	78.0	241.7	36,100	29,700	25,400	22,000								60
65	76.7	240.5	35,500	29,300	25,200	21,900	80.5	240.2	33,100					65
70	75.5	239.1	34,900	28,900	24,800	21,800	79.2	239.0	32,600	27,700				70
75	74.3	237.7	34,400	28,600	24,500	21,500	78.0	237.6	32,100	27,500	23,700	20,900		75
80	73.0	236.1	33,800	28,200	24,300	21,300	76.8	236.2	31,700	27,200	23,500	20,800		80
85	71.7	234.4	33,300	27,900	24,000	21,100	75.5	234.6	31,200	26,900	23,400	20,600		85
90	70.5	232.5	32,700	27,500	23,800	20,900	74.2	232.8	30,800	26,700	23,200	20,500		90
95	69.2	230.6	32,100	27,200	23,500	20,700	72.9	231.0	30,400	26,300	23,100	20,400		95
100	67.9	228.5	31,600	26,900	23,300	20,600	71.6	229.0	29,900	26,000	22,900	20,300		100
105	66.6	226.3	31,000	26,600	23,000	20,400	70.3	226.9	29,500	25,700	22,700	20,100		105
110	65.3	223.9	30,500	26,200	22,800	20,200	69.0	224.7	29,200	25,400	22,500	20,100		110
115	63.9	221.4	30,000	25,900	22,600	20,000	67.7	222.3	28,800	25,200	22,300	19,900		115
120	62.6	218.8	29,600	25,600	22,300	19,800	66.4	219.8	27,900	24,900	22,200	19,800		120
125	61.2	215.9	29,100	25,200	22,100	19,700	65.0	217.1	27,000	24,700	22,000	19,700		125
130	59.8	213.0	28,700	25,000	21,900	19,500	63.6	214.3	26,200	24,400	21,900	19,600		130
135	58.4	209.8	27,100	24,700	21,700	19,300	62.2	211.3	25,500	24,200	21,700	19,500		135
140	57.0	206.5	25,500	24,100	21,500	19,200	60.8	208.1	24,700	24,000	21,500	19,300		140
145	55.5	203.0	23,900	22,600	21,300	19,000	59.3	204.8	24,000	23,800	21,300	19,200		145
150	54.0	199.3	22,400	21,200	20,100	18,900	57.9	201.2	23,400	23,300	21,200	19,100		150
155	52.5	195.4	21,100	20,000	18,900	17,900	56.4	197.5	22,900	22,100	20,900	19,000		155
160	51.0	191.3	19,800	18,800	17,800	16,900	54.8	193.6	21,900	20,700	19,700	18,600		160
165	49.4	187.0	18,600	17,700	16,800	15,900	53.3	189.4	20,600	19,500	18,500	17,600		165
170	47.8	182.4	17,500	16,600	15,800	15,000	51.7	185.0	19,300	18,400	17,400	16,500		170
175	46.1	177.5	16,500	15,600	14,900	14,100	50.0	180.4	18,200	17,300	16,400	15,600		175
180	44.4	172.3	15,500	14,700	14,000	13,300	48.4	175.4	17,100	16,200	15,400	14,700		180
185	42.6	166.8	14,500	13,800	13,100	12,500	46.6	170.2	16,000	15,300	14,500	13,800		185
190	40.8	161.0	13,700	13,000	12,400	11,700	44.8	164.6	15,100	14,300	13,600	13,000		190
195	38.9	154.7	12,800	12,200	11,600	11,000	42.9	158.7	14,100	13,500	12,800	12,200		195
200	36.9	148.0	12,000	11,400	10,900	10,400	41.0	152.3	13,300	12,600	12,000	11,400		200
205	34.8	140.7	11,300	10,700	10,200	9,700	39.0	145.5	12,400	11,800	11,300	10,700		205
210	32.5	132.8	10,500	10,000	9,600	9,100	36.8	138.1	11,600	11,100	10,600	10,100		210
215	30.1	124.2	9,800	9,400	8,900	8,500	34.5	130.0	10,900	10,400	9,900	9,400		215
220	27.6	114.7	9,200	8,800	8,400	8,000	32.1	121.2	10,100	9,700	9,200	8,800		220
225	24.7	103.9	8,500	8,200	7,800	7,400								225
230	21.5	91.5	7,900	7,600	7,200	6,900								230

MLC250 S-2



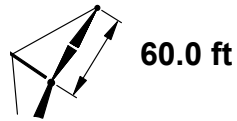
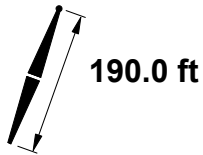
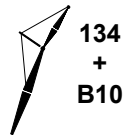
				25°					
				0°					
				0°	1°	2°	3°		
				lb	lb	lb	lb		
ft	°	ft		lb	lb	lb	lb	ft	
50								50	
55								55	
60								60	
65								65	
70	80.6	234.3		26,800				70	
75	79.3	232.8		25,900	25,400			75	
80	78.0	231.1		25,100	24,800	22,400	20,000	80	
85	76.7	229.4		24,400	24,100	22,300	19,900	85	
90	75.4	227.5		23,600	23,400	22,200	19,800	90	
95	74.1	225.5		23,000	22,700	22,000	19,700	95	
100	72.8	223.4		22,400	22,100	21,700	19,700	100	
105	71.4	221.1		21,800	21,500	21,100	19,600	105	
110	70.1	218.7		21,300	21,000	20,600	19,600	110	
115	68.7	216.1		20,800	20,500	20,100	19,500	115	
120	67.3	213.4		20,200	20,000	19,700	19,400	120	
125	65.9	210.5		19,800	19,600	19,200	19,000	125	
130	64.5	207.5		19,400	19,100	18,800	18,600	130	
135	63.0	204.2		18,900	18,700	18,400	18,200	135	
140	61.6	200.8		18,600	18,300	18,100	17,800	140	
145	60.1	197.2		18,100	18,000	17,700	17,500	145	
150	58.5	193.4		17,800	17,600	17,400	17,200	150	
155	57.0	189.4		17,500	17,300	17,100	16,900	155	
160	55.4	185.1		17,200	17,000	16,800	16,600	160	
165	53.7	180.6		16,900	16,700	16,500	16,400	165	
170	52.0	175.8		16,600	16,400	16,300	16,100	170	
175	50.3	170.8		16,300	16,200	16,000	15,200	175	
180	48.5	165.4		16,000	15,800	15,000	14,300	180	
185	46.7	159.6		15,500	14,800	14,100	13,400	185	
190	44.7	153.5		14,600	13,900	13,200	12,600	190	
195	42.7	146.9		13,600	13,000	12,400	11,800	195	
200								200	
205								205	
210								210	
215								215	
220								220	
225								225	
230								230	

MLC250 S-2



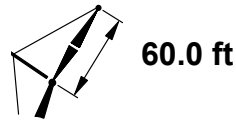
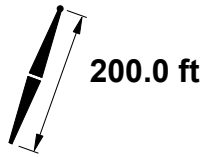
	5°							15°							
	ft	°	ft	184,600 lb + 44,000 lb				ft	°	ft	184,600 lb + 44,000 lb				ft
				0°	1°	2°	3°				0°	1°	2°	3°	
ft	°	ft	lb	lb	lb	lb	ft	°	ft	lb	lb	lb	lb	ft	
50	80.8	254.0	37,300												50
55	79.6	253.1	36,700	30,000											55
60	78.5	252.0	36,100	29,700	25,300										60
65	77.3	250.8	35,600	29,300	25,100	21,700									65
70	76.1	249.5	35,000	29,000	24,800	21,700									70
75	74.9	248.1	34,500	28,600	24,500	21,500									75
80	73.7	246.6	33,900	28,200	24,300	21,300									80
85	72.5	245.0	33,500	27,900	24,000	21,100									85
90	71.3	243.2	32,900	27,600	23,700	20,900									90
95	70.1	241.3	32,300	27,200	23,500	20,700									95
100	68.8	239.3	31,800	26,900	23,200	20,500									100
105	67.6	237.2	31,300	26,600	23,000	20,300									105
110	66.3	235.0	30,800	26,300	22,800	20,200									110
115	65.1	232.6	30,300	26,000	22,600	20,000									115
120	63.8	230.1	29,800	25,700	22,400	19,800									120
125	62.5	227.4	29,400	25,400	22,200	19,700									125
130	61.2	224.6	28,400	25,100	22,000	19,500									130
135	59.8	221.6	26,600	24,900	21,800	19,400									135
140	58.5	218.5	24,900	23,400	21,600	19,200									140
145	57.1	215.2	23,300	22,000	20,700	19,100									145
150	55.7	211.7	21,900	20,600	19,400	18,300									150
155	54.3	208.1	20,500	19,300	18,200	17,200									155
160	52.8	204.2	19,200	18,100	17,100	16,100									160
165	51.4	200.2	18,000	17,000	16,100	15,200									165
170	49.9	195.9	16,900	16,000	15,100	14,200									170
175	48.3	191.4	15,900	15,000	14,200	13,400									175
180	46.7	186.6	14,900	14,100	13,300	12,500									180
185	45.1	181.6	13,900	13,200	12,500	11,800									185
190	43.4	176.2	13,100	12,400	11,700	11,000									190
195	41.7	170.5	12,200	11,600	10,900	10,300									195
200	39.9	164.5	11,400	10,800	10,200	9,600									200
205	38.0	158.1	10,700	10,100	9,500	9,000									205
210	36.1	151.1	9,900	9,400	8,900	8,400									210
215	34.0	143.7	9,300	8,800	8,300	7,800									215
220	31.8	135.6	8,600	8,100	7,700	7,200									220
225	29.5	126.8	8,000	7,500	7,100	6,700									225
230	27.0	117.0	7,400	7,000	6,600	6,200									230
235	24.2	106.0	6,800	6,400	6,100	5,700									235
240	21.1	93.2	6,200	5,900	5,600	5,200									240

MLC250 S-2



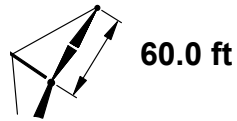
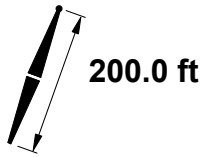
		25°					
ft	°	ft	0°	1°	2°	3°	ft
			lb	lb	lb	lb	
50							50
55							55
60							60
65							65
70	80.9	244.6	27,100				70
75	79.7	243.1	26,200	25,400			75
80	78.5	241.6	25,400	25,200	22,400		80
85	77.3	239.9	24,700	24,400	22,300	19,800	85
90	76.0	238.1	24,000	23,700	22,200	19,800	90
95	74.8	236.2	23,300	23,100	22,100	19,800	95
100	73.5	234.2	22,700	22,500	21,900	19,600	100
105	72.3	232.0	22,100	21,900	21,500	19,600	105
110	71.0	229.7	21,600	21,400	21,000	19,600	110
115	69.7	227.3	21,100	20,800	20,500	19,500	115
120	68.3	224.7	20,600	20,400	20,000	19,500	120
125	67.0	222.0	20,200	19,900	19,600	19,300	125
130	65.7	219.1	19,700	19,500	19,200	18,900	130
135	64.3	216.0	19,300	19,100	18,800	18,500	135
140	62.9	212.8	18,900	18,700	18,400	18,200	140
145	61.5	209.4	18,500	18,300	18,100	17,800	145
150	60.1	205.9	18,100	18,000	17,700	17,500	150
155	58.6	202.1	17,800	17,600	17,400	17,200	155
160	57.1	198.1	17,500	17,300	17,100	16,900	160
165	55.6	193.9	17,200	17,000	16,800	16,500	165
170	54.0	189.5	16,900	16,700	16,400	15,500	170
175	52.4	184.8	16,600	16,200	15,400	14,500	175
180	50.8	179.9	16,100	15,200	14,400	13,600	180
185	49.1	174.6	15,000	14,300	13,500	12,800	185
190	47.3	169.1	14,100	13,400	12,600	12,000	190
195	45.5	163.1	13,200	12,500	11,800	11,200	195
200	43.6	156.8	12,300	11,700	11,000	10,400	200
205							205
210							210
215							215
220							220
225							225
230							230
235							235
240							240

MLC250 S-2



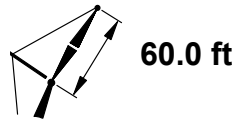
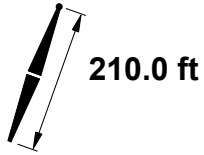
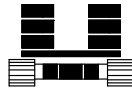
ft	5°							15°							ft
	°	ft	0°				°	ft	0°				ft		
			lb	lb	lb	lb			lb	lb	lb	lb			
55	80.0	263.2	36,600											55	
60	78.9	262.2	36,000	29,600	25,300									60	
65	77.8	261.1	35,500	29,200	25,000	21,500	80.1	259.6	32,700					65	
70	76.6	259.8	35,000	28,900	24,700	21,500	79.0	258.3	32,300	27,400	23,600			70	
75	75.5	258.5	34,500	28,500	24,500	21,400	77.8	257.0	31,800	27,100	23,400	20,600		75	
80	74.4	257.0	34,000	28,200	24,200	21,200	76.7	255.5	31,400	26,900	23,200	20,500		80	
85	73.2	255.5	33,500	27,800	24,000	21,000	75.5	253.9	31,000	26,600	23,100	20,400		85	
90	72.0	253.8	33,100	27,500	23,700	20,800	74.3	252.2	30,600	26,400	23,000	20,300		90	
95	70.9	252.0	32,500	27,300	23,500	20,700	73.1	250.4	30,200	26,100	22,800	20,200		95	
100	69.7	250.1	32,000	26,900	23,300	20,500	72.0	248.5	29,900	25,900	22,700	20,000		100	
105	68.5	248.1	31,500	26,700	23,100	20,300	70.8	246.5	29,500	25,700	22,500	20,000		105	
110	67.3	246.0	31,000	26,400	22,900	20,200	69.6	244.3	29,200	25,400	22,400	19,800		110	
115	66.1	243.7	30,600	26,100	22,700	20,000	68.3	242.0	28,800	25,100	22,200	19,800		115	
120	64.9	241.3	30,100	25,800	22,400	19,800	67.1	239.6	28,300	24,900	22,000	19,600		120	
125	63.6	238.7	29,700	25,600	22,300	19,700	65.9	237.1	27,500	24,600	21,900	19,600		125	
130	62.4	236.1	28,000	25,300	22,000	19,500	64.6	234.4	26,800	24,500	21,800	19,500		130	
135	61.1	233.3	26,100	24,500	21,800	19,400	63.3	231.5	26,100	24,200	21,700	19,400		135	
140	59.8	230.3	24,400	22,900	21,500	19,300	62.0	228.6	25,300	23,900	21,500	19,300		140	
145	58.5	227.2	22,900	21,500	20,100	18,900	60.7	225.4	23,900	22,400	21,100	19,200		145	
150	57.2	223.9	21,400	20,100	18,900	17,700	59.4	222.1	22,400	21,000	19,700	18,500		150	
155	55.9	220.5	20,000	18,800	17,700	16,600	58.0	218.6	20,900	19,700	18,500	17,400		155	
160	54.5	216.8	18,800	17,600	16,600	15,500	56.7	215.0	19,600	18,500	17,400	16,300		160	
165	53.1	213.0	17,600	16,500	15,500	14,600	55.3	211.1	18,400	17,300	16,300	15,300		165	
170	51.7	209.0	16,500	15,500	14,600	13,700	53.8	207.1	17,200	16,200	15,300	14,300		170	
175	50.3	204.8	15,400	14,500	13,600	12,800	52.4	202.8	16,100	15,200	14,300	13,400		175	
180	48.8	200.4	14,400	13,600	12,800	12,000	50.9	198.4	15,100	14,200	13,400	12,600		180	
185	47.3	195.7	13,500	12,700	11,900	11,200	49.4	193.6	14,100	13,300	12,500	11,800		185	
190	45.7	190.8	12,600	11,900	11,100	10,500	47.8	188.6	13,200	12,400	11,700	11,000		190	
195	44.2	185.5	11,800	11,100	10,400	9,700	46.2	183.4	12,300	11,600	10,900	10,300		195	
200	42.5	180.0	11,000	10,300	9,700	9,100	44.5	177.8	11,500	10,800	10,200	9,600		200	
205	40.8	174.2	10,200	9,600	9,000	8,400	42.8	171.9	10,700	10,100	9,500	8,900		205	
210	39.1	168.0	9,500	8,900	8,400	7,800	41.0	165.5	10,000	9,400	8,800	8,200		210	
215	37.2	161.3	8,800	8,300	7,800	7,300	39.2	158.8	9,200	8,700	8,200	7,600		215	
220	35.3	154.2	8,200	7,700	7,200	6,700	37.2	151.6	8,500	8,000	7,500	7,000		220	
225	33.3	146.6	7,500	7,100	6,600	6,200	35.2	143.8	7,900	7,400	6,900	6,500		225	
230	31.2	138.3	6,900	6,500	6,100	5,700	33.0	135.3	7,200	6,800	6,400	5,900		230	
235	28.9	129.3	6,400	6,000	5,600	5,200	30.7	126.0	6,600	6,200	5,800	5,400		235	
240	26.4	119.2	5,800	5,400	5,100	4,700								240	
245	23.7	108.0	5,300	4,900	4,600	4,300								245	
250	20.6	95.0	4,700	4,400	4,100									250	

MLC250 S-2



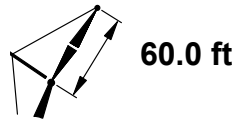
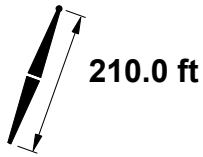
		25°					
		0°					
		1°					
		2°					
		3°					
ft	°	ft	lb	lb	lb	lb	ft
55							55
60							60
65							65
70							70
75	80.2	253.5	26,500				75
80	79.0	252.0	25,700	25,200	22,300		80
85	77.8	250.4	25,000	24,700	22,200	19,800	85
90	76.6	248.7	24,300	24,000	22,100	19,700	90
95	75.4	246.9	23,700	23,400	22,000	19,700	95
100	74.2	244.9	23,100	22,800	21,900	19,600	100
105	73.0	242.9	22,500	22,200	21,800	19,600	105
110	71.8	240.7	21,900	21,700	21,300	19,500	110
115	70.5	238.4	21,500	21,200	20,800	19,400	115
120	69.3	235.9	20,900	20,700	20,300	19,400	120
125	68.0	233.3	20,500	20,200	19,900	19,400	125
130	66.7	230.6	20,000	19,800	19,500	19,200	130
135	65.4	227.7	19,600	19,400	19,100	18,800	135
140	64.1	224.6	19,200	19,000	18,700	18,500	140
145	62.8	221.4	18,900	18,600	18,400	18,100	145
150	61.4	218.1	18,500	18,300	18,100	17,800	150
155	60.1	214.5	18,100	18,000	17,700	17,500	155
160	58.7	210.8	17,800	17,600	17,400	17,100	160
165	57.2	206.9	17,500	17,300	17,000	16,000	165
170	55.8	202.7	17,200	16,900	15,900	15,000	170
175	54.3	198.4	16,800	15,800	14,900	14,100	175
180	52.8	193.8	15,700	14,800	14,000	13,200	180
185	51.2	189.0	14,700	13,900	13,100	12,300	185
190	49.6	183.8	13,700	13,000	12,200	11,500	190
195	47.9	178.4	12,800	12,100	11,400	10,700	195
200	46.2	172.7	11,900	11,300	10,600	10,000	200
205	44.4	166.6	11,100	10,500	9,900	9,300	205
210	42.6	160.0	10,300	9,700	9,100	8,600	210
215							215
220							220
225							225
230							230
235							235
240							240
245							245
250							250

MLC250 S-2



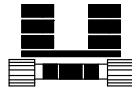
	5°							15°							
	ft	°	ft	184,600 lb + 44,000 lb				ft	°	ft	134 + B10				ft
				0°	1°	2°	3°				0°	1°	2°	3°	
55	80.4	273.4	36,500												55
60	79.3	272.4	36,000	29,500											60
65	78.2	271.3	35,500	29,200	24,800			80.5	269.8	32,700					65
70	77.2	270.2	34,900	28,800	24,600	21,200		79.4	268.6	32,200	27,300				70
75	76.1	268.9	34,500	28,400	24,400	21,200		78.3	267.3	31,900	27,100	23,400			75
80	75.0	267.5	34,000	28,200	24,100	21,100		77.2	265.9	31,500	26,900	23,200	20,400		80
85	73.8	266.0	33,500	27,900	23,900	21,000		76.1	264.4	31,000	26,600	23,000	20,300		85
90	72.7	264.4	33,100	27,600	23,700	20,800		74.9	262.8	30,700	26,400	22,900	20,200		90
95	71.6	262.7	32,700	27,200	23,400	20,700		73.8	261.1	30,300	26,200	22,800	20,100		95
100	70.5	260.8	32,200	26,900	23,200	20,400		72.7	259.2	30,000	26,000	22,600	20,000		100
105	69.3	258.9	31,700	26,700	23,000	20,300		71.5	257.3	29,600	25,700	22,500	19,900		105
110	68.2	256.8	31,200	26,400	22,800	20,100		70.4	255.2	29,300	25,400	22,400	19,800		110
115	67.0	254.7	30,800	26,100	22,600	20,000		69.2	253.0	29,000	25,200	22,200	19,700		115
120	65.9	252.4	30,300	25,900	22,400	19,800		68.0	250.7	28,700	25,000	22,100	19,600		120
125	64.7	250.0	29,500	25,600	22,200	19,700		66.8	248.3	28,200	24,800	21,900	19,500		125
130	63.5	247.4	27,500	25,300	22,100	19,500		65.6	245.7	27,400	24,500	21,800	19,500		130
135	62.3	244.7	25,600	23,900	21,900	19,400		64.4	243.0	26,700	24,300	21,700	19,400		135
140	61.1	241.9	23,900	22,300	20,900	19,200		63.2	240.2	25,000	23,400	21,500	19,300		140
145	59.8	239.0	22,400	20,900	19,500	18,200		62.0	237.2	23,400	21,900	20,500	19,200		145
150	58.6	235.8	20,900	19,500	18,300	17,000		60.7	234.1	21,900	20,500	19,200	17,900		150
155	57.3	232.6	19,500	18,300	17,100	15,900		59.4	230.8	20,500	19,200	18,000	16,800		155
160	56.0	229.2	18,300	17,100	16,000	14,900		58.1	227.3	19,200	18,000	16,800	15,700		160
165	54.7	225.6	17,100	16,000	14,900	13,900		56.8	223.7	17,900	16,800	15,700	14,700		165
170	53.4	221.8	16,000	14,900	14,000	13,000		55.5	219.9	16,800	15,700	14,700	13,800		170
175	52.0	217.8	14,900	14,000	13,000	12,200		54.1	215.9	15,700	14,700	13,800	12,900		175
180	50.7	213.7	13,900	13,000	12,200	11,300		52.7	211.7	14,600	13,700	12,800	12,000		180
185	49.3	209.3	13,000	12,100	11,300	10,600		51.3	207.3	13,700	12,800	12,000	11,200		185
190	47.8	204.7	12,100	11,300	10,600	9,800		49.8	202.7	12,700	11,900	11,200	10,400		190
195	46.3	199.9	11,300	10,500	9,800	9,100		48.3	197.8	11,900	11,100	10,400	9,700		195
200	44.8	194.8	10,500	9,800	9,100	8,500		46.8	192.6	11,000	10,300	9,600	9,000		200
205	43.3	189.4	9,700	9,100	8,400	7,800		45.2	187.2	10,300	9,600	8,900	8,300		205
210	41.7	183.8	9,000	8,400	7,800	7,200		43.6	181.5	9,500	8,900	8,300	7,700		210
215	40.0	177.8	8,300	7,700	7,200	6,700		41.9	175.4	8,800	8,200	7,600	7,100		215
220	38.3	171.4	7,700	7,100	6,600	6,100		40.2	168.9	8,100	7,500	7,000	6,500		220
225	36.5	164.6	7,000	6,500	6,000	5,600		38.3	162.0	7,400	6,900	6,400	5,900		225
230	34.6	157.3	6,400	6,000	5,500	5,100		36.4	154.5	6,800	6,300	5,800	5,400		230
235	32.6	149.4	5,900	5,400	5,000	4,600		34.4	146.6	6,200	5,700	5,300	4,900		235
240	30.6	141.0	5,300	4,900	4,500	4,100		32.3	137.9	5,600	5,200	4,800	4,400		240
245	28.3	131.7	4,800	4,400	4,000										245
250	25.9	121.5	4,300												250

MLC250 S-2

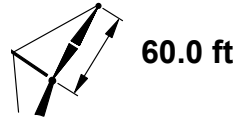
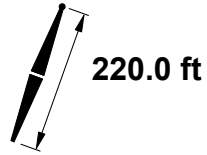


		25°					
		0°					
		1°					
		2°					
		3°					
ft	°	ft	lb	lb	lb	lb	ft
55							55
60							60
65							65
70							70
75	80.5	263.8	26,800				75
80	79.4	262.4	26,000	25,200			80
85	78.3	260.9	25,300	25,000	22,200		85
90	77.1	259.2	24,600	24,300	22,000	19,600	90
95	76.0	257.5	24,000	23,700	22,000	19,600	95
100	74.8	255.6	23,400	23,100	21,900	19,600	100
105	73.7	253.7	22,800	22,500	21,800	19,500	105
110	72.5	251.6	22,200	22,000	21,600	19,400	110
115	71.3	249.3	21,700	21,500	21,100	19,400	115
120	70.1	247.0	21,300	21,000	20,600	19,400	120
125	68.9	244.5	20,800	20,600	20,200	19,400	125
130	67.7	241.9	20,400	20,100	19,800	19,300	130
135	66.5	239.2	19,900	19,700	19,400	19,100	135
140	65.2	236.3	19,600	19,300	19,000	18,800	140
145	64.0	233.2	19,200	19,000	18,700	18,400	145
150	62.7	230.1	18,800	18,600	18,400	18,100	150
155	61.4	226.7	18,500	18,300	18,000	17,600	155
160	60.1	223.2	18,100	18,000	17,600	16,500	160
165	58.7	219.5	17,800	17,600	16,500	15,500	165
170	57.3	215.6	17,500	16,500	15,400	14,500	170
175	56.0	211.5	16,400	15,400	14,400	13,500	175
180	54.5	207.3	15,300	14,400	13,500	12,600	180
185	53.1	202.7	14,300	13,400	12,600	11,800	185
190	51.6	198.0	13,300	12,500	11,700	11,000	190
195	50.1	193.0	12,400	11,600	10,900	10,200	195
200	48.5	187.7	11,500	10,800	10,100	9,400	200
205	46.9	182.1	10,700	10,000	9,400	8,700	205
210	45.2	176.2	9,900	9,300	8,700	8,100	210
215	43.4	169.9	9,200	8,600	8,000	7,400	215
220							220
225							225
230							230
235							235
240							240
245							245
250							250

MLC250 S-2

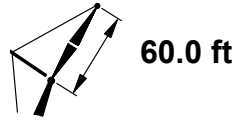
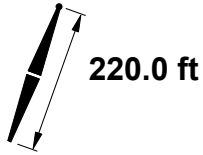
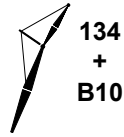


184,600 lb
+
44,000 lb



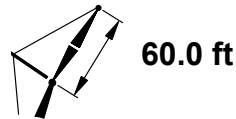
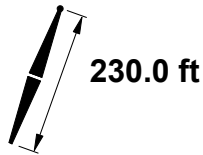
	5°							15°						
	ft	°	ft	lb				°	ft	lb				ft
				0°	1°	2°	3°			0°	1°	2°	3°	
55	80.8	283.6	36,300											55
60	79.7	282.6	35,800	29,300										60
65	78.7	281.6	35,400	29,000	24,700			80.8	280.0	32,600				65
70	77.6	280.4	34,900	28,700	24,500	21,000		79.8	278.9	32,200	27,200			70
75	76.6	279.2	34,400	28,400	24,200	21,000		78.7	277.6	31,800	27,000	23,200		75
80	75.5	277.9	34,000	28,100	24,000	20,900		77.6	276.3	31,500	26,800	23,100	20,300	80
85	74.4	276.4	33,600	27,700	23,800	20,800		76.6	274.8	31,100	26,500	23,000	20,200	85
90	73.4	274.9	33,100	27,500	23,600	20,700		75.5	273.3	30,800	26,300	22,800	20,100	90
95	72.3	273.2	32,700	27,200	23,400	20,500		74.4	271.6	30,400	26,100	22,700	20,000	95
100	71.2	271.5	32,300	26,900	23,200	20,400		73.3	269.9	30,100	25,900	22,600	19,900	100
105	70.1	269.6	31,800	26,600	23,000	20,200		72.2	268.0	29,700	25,700	22,400	19,800	105
110	69.0	267.7	31,400	26,400	22,800	20,100		71.1	266.0	29,300	25,500	22,300	19,800	110
115	67.9	265.6	30,900	26,200	22,600	19,900		70.0	263.9	29,000	25,200	22,200	19,600	115
120	66.8	263.4	30,500	25,900	22,400	19,800		68.9	261.7	28,700	25,100	22,100	19,600	120
125	65.7	261.1	29,000	25,700	22,200	19,600		67.7	259.4	28,400	24,800	21,900	19,400	125
130	64.5	258.6	27,000	25,100	22,000	19,500		66.6	256.9	28,000	24,600	21,800	19,400	130
135	63.4	256.1	25,200	23,400	21,700	19,300		65.4	254.4	26,400	24,400	21,600	19,300	135
140	62.2	253.4	23,500	21,800	20,300	18,800		64.3	251.7	24,600	23,000	21,400	19,200	140
145	61.0	250.6	21,900	20,400	18,900	17,600		63.1	248.8	23,000	21,400	20,000	18,600	145
150	59.8	247.6	20,400	19,000	17,700	16,400		61.9	245.8	21,500	20,000	18,700	17,400	150
155	58.6	244.5	19,100	17,800	16,500	15,300		60.7	242.7	20,100	18,700	17,500	16,200	155
160	57.4	241.3	17,800	16,600	15,400	14,300		59.4	239.4	18,800	17,500	16,300	15,200	160
165	56.2	237.9	16,600	15,500	14,400	13,400		58.2	236.0	17,500	16,300	15,200	14,200	165
170	54.9	234.3	15,500	14,400	13,400	12,400		56.9	232.4	16,400	15,300	14,200	13,200	170
175	53.7	230.6	14,500	13,500	12,500	11,600		55.6	228.7	15,300	14,200	13,300	12,300	175
180	52.4	226.7	13,500	12,500	11,600	10,800		54.3	224.7	14,200	13,300	12,400	11,500	180
185	51.0	222.5	12,500	11,700	10,800	10,000		53.0	220.6	13,300	12,400	11,500	10,700	185
190	49.7	218.2	11,700	10,800	10,000	9,300		51.6	216.2	12,300	11,500	10,700	9,900	190
195	48.3	213.7	10,800	10,000	9,300	8,600		50.2	211.7	11,500	10,700	9,900	9,200	195
200	46.9	209.0	10,000	9,300	8,600	7,900		48.8	206.9	10,600	9,900	9,200	8,500	200
205	45.4	204.0	9,300	8,600	7,900	7,300		47.4	201.9	9,800	9,100	8,500	7,800	205
210	44.0	198.8	8,500	7,900	7,300	6,700		45.9	196.6	9,100	8,400	7,800	7,200	210
215	42.4	193.3	7,900	7,300	6,700	6,100		44.3	191.0	8,400	7,800	7,200	6,600	215
220	40.9	187.4	7,200	6,600	6,100	5,600		42.7	185.1	7,700	7,100	6,500	6,000	220
225	39.2	181.3	6,600	6,100	5,500	5,000		41.1	178.8	7,000	6,500	5,900	5,400	225
230	37.6	174.7	6,000	5,500	5,000	4,500		39.4	172.1	6,400	5,900	5,400	4,900	230
235	35.8	167.7	5,400	4,900	4,500	4,000		37.6	165.0	5,800	5,300	4,800	4,400	235
240	34.0	160.3	4,900	4,400	4,000			35.7	157.5	5,200	4,800	4,300		240
245	32.0	152.2	4,300					33.7	149.3	4,700	4,200			245
250								31.6	140.4	4,100				250

MLC250 S-2



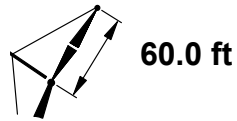
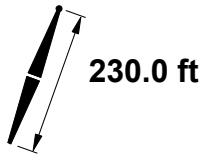
		25°					
		0°					
		1°					
		2°					
		3°					
ft	°	ft	lb	lb	lb	lb	ft
55							55
60							60
65							65
70							70
75	80.9	274.1	27,100				75
80	79.8	272.8	26,300	25,100			80
85	78.7	271.3	25,600	24,900	22,100		85
90	77.6	269.7	24,900	24,600	22,000	19,500	90
95	76.5	268.0	24,200	24,000	21,900	19,500	95
100	75.4	266.3	23,700	23,400	21,900	19,500	100
105	74.3	264.4	23,100	22,800	21,800	19,400	105
110	73.2	262.4	22,600	22,300	21,700	19,400	110
115	72.1	260.2	22,100	21,800	21,400	19,400	115
120	70.9	258.0	21,600	21,300	20,900	19,300	120
125	69.8	255.6	21,100	20,900	20,500	19,300	125
130	68.6	253.1	20,700	20,500	20,100	19,300	130
135	67.4	250.5	20,300	20,000	19,700	19,200	135
140	66.2	247.8	19,900	19,700	19,300	19,000	140
145	65.0	244.9	19,500	19,300	19,000	18,700	145
150	63.8	241.9	19,100	18,900	18,700	18,300	150
155	62.6	238.7	18,800	18,600	18,300	17,100	155
160	61.3	235.3	18,500	18,300	17,200	16,000	160
165	60.1	231.9	18,200	17,200	16,000	14,900	165
170	58.8	228.2	17,200	16,000	15,000	14,000	170
175	57.5	224.3	16,000	15,000	14,000	13,000	175
180	56.1	220.3	14,900	14,000	13,000	12,100	180
185	54.8	216.1	13,900	13,000	12,100	11,300	185
190	53.4	211.7	13,000	12,100	11,300	10,500	190
195	51.9	207.0	12,000	11,200	10,500	9,700	195
200	50.5	202.1	11,200	10,400	9,700	9,000	200
205	49.0	196.9	10,300	9,600	8,900	8,300	205
210	47.4	191.5	9,600	8,900	8,200	7,600	210
215	45.8	185.7	8,800	8,200	7,600	7,000	215
220	44.2	179.7	8,100	7,500	6,900	6,400	220
225	42.5	173.2	7,400	6,800	6,300	5,800	225
230							230
235							235
240							240
245							245
250							250

MLC250 S-2



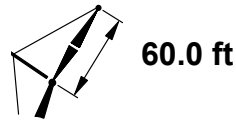
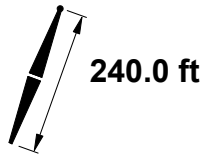
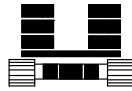
	5°							15°							
	ft	°	ft	184,600 lb + 44,000 lb				ft	°	ft	184,600 lb + 44,000 lb				
				0°	1°	2°	3°				0°	1°	2°	3°	
ft	°	ft	lb	lb	lb	lb	ft	°	ft	lb	lb	lb	lb	ft	
60	80.1	292.8	35,700												60
65	79.1	291.8	35,200	28,900											65
70	78.1	290.7	34,800	28,500	24,300			80.1	289.1	32,200					70
75	77.0	289.5	34,300	28,200	24,100	20,700		79.1	287.9	31,800	26,800				75
80	76.0	288.2	33,900	28,000	23,900	20,700		78.1	286.6	31,400	26,600	23,000			80
85	75.0	286.8	33,500	27,700	23,700	20,700		77.1	285.3	31,100	26,400	22,800	20,100		85
90	74.0	285.4	33,100	27,400	23,500	20,600		76.0	283.8	30,800	26,200	22,700	20,000		90
95	72.9	283.8	32,700	27,100	23,300	20,400		75.0	282.2	30,400	26,100	22,600	19,900		95
100	71.9	282.1	32,300	26,800	23,100	20,300		73.9	280.5	30,100	25,800	22,400	19,800		100
105	70.8	280.3	31,900	26,600	22,900	20,100		72.9	278.7	29,700	25,700	22,300	19,700		105
110	69.8	278.4	31,500	26,300	22,700	20,000		71.8	276.8	29,400	25,500	22,200	19,700		110
115	68.7	276.4	31,000	26,100	22,500	19,800		70.7	274.8	29,100	25,300	22,100	19,500		115
120	67.6	274.3	30,600	25,900	22,300	19,700		69.7	272.6	28,800	25,100	22,000	19,500		120
125	66.6	272.1	28,400	25,600	22,100	19,600		68.6	270.4	28,500	24,800	21,900	19,400		125
130	65.5	269.8	26,400	24,400	22,000	19,400		67.5	268.1	27,800	24,600	21,800	19,300		130
135	64.4	267.3	24,600	22,700	21,000	19,300		66.4	265.6	25,900	24,000	21,600	19,200		135
140	63.3	264.7	22,900	21,200	19,600	18,100		65.2	263.0	24,100	22,400	20,700	19,200		140
145	62.1	262.1	21,300	19,700	18,200	16,900		64.1	260.3	22,500	20,900	19,300	17,900		145
150	61.0	259.2	19,900	18,400	17,000	15,700		63.0	257.5	21,000	19,400	18,000	16,700		150
155	59.9	256.3	18,500	17,100	15,800	14,600		61.8	254.5	19,500	18,100	16,800	15,600		155
160	58.7	253.2	17,200	15,900	14,700	13,600		60.6	251.4	18,200	16,900	15,700	14,500		160
165	57.5	249.9	16,000	14,800	13,700	12,600		59.5	248.1	17,000	15,800	14,600	13,500		165
170	56.3	246.6	14,900	13,800	12,700	11,700		58.3	244.7	15,800	14,700	13,600	12,500		170
175	55.1	243.0	13,900	12,800	11,800	10,900		57.0	241.1	14,700	13,600	12,600	11,600		175
180	53.9	239.3	12,900	11,900	11,000	10,100		55.8	237.4	13,700	12,700	11,700	10,800		180
185	52.6	235.5	11,900	11,000	10,100	9,300		54.5	233.5	12,700	11,800	10,900	10,000		185
190	51.4	231.4	11,000	10,200	9,400	8,600		53.3	229.4	11,800	10,900	10,000	9,200		190
195	50.1	227.2	10,200	9,400	8,600	7,900		51.9	225.1	10,900	10,100	9,300	8,500		195
200	48.7	222.7	9,400	8,700	7,900	7,200		50.6	220.6	10,100	9,300	8,500	7,800		200
205	47.4	218.1	8,700	7,900	7,200	6,600		49.3	215.9	9,300	8,500	7,800	7,100		205
210	46.0	213.2	7,900	7,300	6,600	6,000		47.9	211.0	8,500	7,800	7,200	6,500		210
215	44.6	208.1	7,300	6,600	6,000	5,400		46.4	205.8	7,800	7,200	6,500	5,900		215
220	43.1	202.7	6,600	6,000	5,400	4,900		45.0	200.4	7,100	6,500	5,900	5,300		220
225	41.6	197.0	6,000	5,400	4,900	4,300		43.4	194.6	6,500	5,900	5,300	4,800		225
230	40.1	191.0	5,400	4,900	4,300			41.9	188.6	5,800	5,300	4,800	4,200		230
235	38.5	184.7	4,800	4,300				40.3	182.2	5,200	4,700	4,200			235
240	36.9	178.0	4,300					38.6	175.3	4,700	4,200				240
245								36.8	168.1	4,100					245

MLC250 S-2



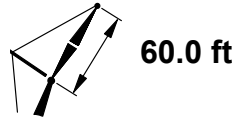
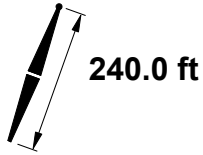
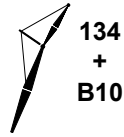
		25°					
		0°					
		1°					
		2°					
		3°					
ft	°	ft	lb	lb	lb	lb	ft
60							60
65							65
70							70
75							75
80	80.2	283.1	26,500				80
85	79.1	281.7	25,800	24,900			85
90	78.1	280.2	25,200	24,700	21,800		90
95	77.0	278.6	24,600	24,300	21,800	18,100	95
100	76.0	276.8	24,000	23,700	21,700	18,100	100
105	74.9	275.0	23,400	23,100	21,700	18,100	105
110	73.8	273.1	22,900	22,600	21,600	18,100	110
115	72.7	271.1	22,400	22,100	21,500	18,100	115
120	71.6	268.9	21,900	21,600	21,200	18,100	120
125	70.5	266.6	21,400	21,200	20,800	18,100	125
130	69.4	264.3	21,000	20,800	20,400	18,100	130
135	68.3	261.8	20,600	20,300	20,000	18,100	135
140	67.2	259.1	20,200	20,000	19,600	18,100	140
145	66.0	256.4	19,800	19,600	19,300	18,100	145
150	64.9	253.5	19,400	19,200	18,900	17,700	150
155	63.7	250.5	19,100	18,900	18,800	16,500	155
160	62.5	247.3	18,800	17,800	16,600	15,400	160
165	61.3	244.0	17,900	16,600	15,400	14,300	165
170	60.1	240.5	16,700	15,500	14,400	13,300	170
175	58.8	236.9	15,500	14,400	13,400	12,400	175
180	57.5	233.1	14,400	13,400	12,400	11,500	180
185	56.3	229.1	13,400	12,500	11,500	10,700	185
190	55.0	224.9	12,500	11,600	10,700	9,800	190
195	53.6	220.6	11,500	10,700	9,900	9,100	195
200	52.3	216.0	10,700	9,900	9,100	8,400	200
205	50.9	211.2	9,800	9,100	8,400	7,700	205
210	49.4	206.1	9,100	8,300	7,700	7,000	210
215	48.0	200.8	8,300	7,600	7,000	6,400	215
220	46.5	195.2	7,600	6,900	6,300	5,700	220
225	44.9	189.3	6,900	6,300	5,700	5,200	225
230	43.3	183.0	6,200	5,700	5,100	4,600	230
235							235
240							240
245							245

MLC250 S-2



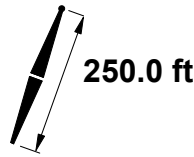
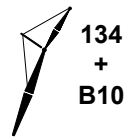
ft	5°							15°							ft
	°	ft	184,600 lb + 44,000 lb				°	ft	184,600 lb + 44,000 lb						
			0°	1°	2°	3°			0°	1°	2°	3°			
lb	lb	lb	lb	lb	lb	lb	lb	lb	lb	lb	lb	lb			
60	80.4	303.0	35,500											60	
65	79.4	302.0	35,000	28,600										65	
70	78.5	301.0	34,600	28,300	24,100									70	
75	77.5	299.8	34,200	28,100	23,900	19,600	80.5	299.4	32,100	26,700				75	
80	76.5	298.6	33,800	27,700	23,700	19,600	78.5	297.0	31,400	26,500	22,800			80	
85	75.5	297.2	33,400	27,500	23,500	19,500	77.5	295.6	31,100	26,300	22,700	18,700		85	
90	74.5	295.8	33,000	27,300	23,400	19,400	76.5	294.2	30,700	26,100	22,500	18,700		90	
95	73.5	294.3	32,600	27,000	23,100	19,400	75.5	292.7	30,400	26,000	22,400	18,700		95	
100	72.5	292.7	32,200	26,700	23,000	19,400	74.5	291.0	30,100	25,700	22,300	18,700		100	
105	71.5	290.9	31,800	26,500	22,800	19,300	73.5	289.3	29,800	25,600	22,200	18,700		105	
110	70.5	289.1	31,500	26,300	22,600	19,300	72.5	287.5	29,500	25,400	22,100	18,700		110	
115	69.5	287.2	31,100	26,000	22,400	19,300	71.4	285.5	29,200	25,300	22,000	18,700		115	
120	68.4	285.2	30,200	25,800	22,300	19,300	70.4	283.5	28,900	25,000	21,900	18,700		120	
125	67.4	283.0	28,000	25,600	22,100	19,300	69.3	281.4	28,600	24,800	21,800	18,700		125	
130	66.3	280.8	26,000	23,900	21,900	19,200	68.3	279.1	27,400	24,600	21,600	18,700		130	
135	65.3	278.5	24,100	22,200	20,400	18,800	67.2	276.7	25,500	23,500	21,500	18,700		135	
140	64.2	276.0	22,400	20,700	19,000	17,500	66.2	274.3	23,700	21,900	20,200	18,600		140	
145	63.2	273.4	20,900	19,200	17,700	16,200	65.1	271.7	22,100	20,400	18,800	17,300		145	
150	62.1	270.7	19,400	17,900	16,400	15,100	64.0	269.0	20,500	19,000	17,500	16,100		150	
155	61.0	267.9	18,000	16,600	15,300	14,000	62.9	266.1	19,100	17,700	16,300	15,000		155	
160	59.9	264.9	16,800	15,400	14,200	13,000	61.8	263.1	17,800	16,400	15,100	13,900		160	
165	58.7	261.9	15,600	14,300	13,200	12,000	60.6	260.0	16,600	15,300	14,100	12,900		165	
170	57.6	258.6	14,400	13,300	12,200	11,100	59.5	256.8	15,400	14,200	13,100	12,000		170	
175	56.4	255.3	13,400	12,300	11,300	10,300	58.3	253.4	14,300	13,200	12,100	11,100		175	
180	55.3	251.7	12,400	11,400	10,400	9,500	57.1	249.8	13,300	12,200	11,200	10,300		180	
185	54.1	248.1	11,500	10,500	9,600	8,700	55.9	246.1	12,300	11,300	10,400	9,500		185	
190	52.9	244.2	10,600	9,700	8,800	8,000	54.7	242.3	11,400	10,400	9,500	8,700		190	
195	51.7	240.2	9,700	8,900	8,100	7,300	53.5	238.2	10,500	9,600	8,800	8,000		195	
200	50.4	236.0	8,900	8,100	7,400	6,600	52.2	234.0	9,600	8,800	8,000	7,300		200	
205	49.2	231.7	8,200	7,400	6,700	6,000	51.0	229.6	8,900	8,100	7,300	6,600		205	
210	47.9	227.1	7,500	6,800	6,100	5,400	49.7	225.0	8,100	7,400	6,700	6,000		210	
215	46.5	222.3	6,800	6,100	5,500	4,800	48.3	220.1	7,400	6,700	6,000	5,400		215	
220	45.2	217.3	6,100	5,500	4,900	4,300	47.0	215.1	6,700	6,100	5,400	4,800		220	
225	43.8	212.0	5,500	4,900	4,300		45.5	209.7	6,100	5,400	4,800	4,300		225	
230	42.4	206.5	4,900	4,400			44.1	204.1	5,400	4,800	4,300			230	
235	40.9	200.7	4,400				42.6	198.2	4,800	4,300				235	
240							41.1	192.0	4,200					240	

MLC250 S-2



		25°					
		0°					
		1°					
		2°					
		3°					
ft	°	ft	lb	lb	lb	lb	ft
60							60
65							65
70							70
75							75
80	80.5	293.4	26,700				80
85	79.5	292.0	26,100	24,800			85
90	78.5	290.6	25,400	24,600	21,800		90
95	77.5	289.0	24,800	24,500	21,700	16,600	95
100	76.5	287.4	24,300	24,000	21,600	16,600	100
105	75.4	285.6	23,700	23,400	21,500	16,600	105
110	74.4	283.8	23,200	22,900	21,500	16,600	110
115	73.4	281.8	22,700	22,400	21,400	16,600	115
120	72.3	279.8	22,200	21,900	21,300	16,600	120
125	71.2	277.6	21,700	21,500	21,100	16,600	125
130	70.2	275.3	21,300	21,000	20,700	16,600	130
135	69.1	272.9	20,900	20,600	20,300	16,600	135
140	68.0	270.4	20,500	20,200	19,900	16,600	140
145	66.9	267.7	20,200	19,900	19,600	16,600	145
150	65.8	265.0	19,700	19,500	18,500	16,600	150
155	64.7	262.1	19,400	18,700	17,300	16,000	155
160	63.5	259.1	18,800	17,400	16,100	14,800	160
165	62.4	255.9	17,500	16,200	15,000	13,800	165
170	61.2	252.6	16,300	15,100	13,900	12,800	170
175	60.1	249.2	15,100	14,000	12,900	11,900	175
180	58.9	245.6	14,100	13,000	12,000	11,000	180
185	57.6	241.8	13,000	12,000	11,100	10,200	185
190	56.4	237.9	12,100	11,100	10,200	9,400	190
195	55.1	233.7	11,200	10,300	9,400	8,600	195
200	53.9	229.4	10,300	9,400	8,600	7,900	200
205	52.6	224.9	9,500	8,700	7,900	7,200	205
210	51.2	220.2	8,700	7,900	7,200	6,500	210
215	49.8	215.2	7,900	7,200	6,500	5,900	215
220	48.4	210.0	7,200	6,500	5,900	5,300	220
225	47.0	204.6	6,500	5,900	5,300	4,700	225
230	45.5	198.8	5,800	5,300	4,700	4,100	230
235	44.0	192.8	5,200	4,600	4,100		235
240	42.4	186.4	4,600	4,100			240

MLC250 S-2



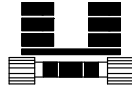
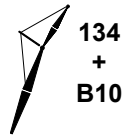
	5°			15°			
	ft	°	ft	lb	ft	lb	
60	80.7	313.2	35,200				60
65	79.8	312.2	34,800				65
70	78.8	311.2	34,400	80.8	309.6	32,000	70
75	77.9	310.1	34,000	79.8	308.5	31,700	75
80	76.9	308.9	33,600	78.9	307.3	31,300	80
85	76.0	307.6	33,200	77.9	306.0	31,000	85
90	75.0	306.2	32,900	77.0	304.6	30,700	90
95	74.1	304.7	32,500	76.0	303.1	30,400	95
100	73.1	303.2	32,200	75.0	301.5	30,000	100
105	72.1	301.5	31,800	74.0	299.9	29,700	105
110	71.1	299.8	31,400	73.0	298.1	29,500	110
115	70.2	297.9	31,100	72.1	296.3	29,200	115
120	69.2	296.0	30,300	71.1	294.3	28,900	120
125	68.2	293.9	28,100	70.1	292.2	28,600	125
130	67.2	291.8	26,100	69.0	290.1	27,500	130
135	66.1	289.5	24,200	68.0	287.8	25,600	135
140	65.1	287.1	22,500	67.0	285.4	23,800	140
145	64.1	284.7	20,900	66.0	282.9	22,200	145
150	63.1	282.1	19,500	64.9	280.3	20,600	150
155	62.0	279.4	18,100	63.8	277.6	19,200	155
160	60.9	276.5	16,800	62.8	274.8	17,900	160
165	59.9	273.6	15,600	61.7	271.8	16,600	165
170	58.8	270.5	14,500	60.6	268.7	15,500	170
175	57.7	267.3	13,500	59.5	265.4	14,400	175
180	56.6	264.0	12,500	58.4	262.1	13,400	180
185	55.4	260.5	11,500	57.2	258.6	12,400	185
190	54.3	256.8	10,700	56.1	254.9	11,500	190
195	53.1	253.0	9,800	54.9	251.1	10,600	195
200	52.0	249.1	9,000	53.7	247.1	9,700	200
205	50.8	244.9	8,300	52.5	242.9	9,000	205
210	49.5	240.6	7,600	51.3	238.5	8,200	210
215	48.3	236.1	6,900	50.0	234.0	7,500	215
220	47.0	231.4	6,200	48.7	229.2	6,800	220
225	45.7	226.5	5,600	47.4	224.2	6,200	225
230	44.4	221.3	5,000	46.1	219.0	5,500	230
235	43.0	215.9	4,400	44.7	213.6	4,900	235
240				43.3	207.8	4,400	240
245							245

MLC250 S-2

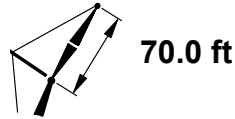
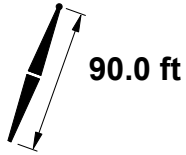


		25°				
		0°				
ft	°	ft	lb	ft		
60				60		
65				65		
70				70		
75				75		
80	80.8	303.7	27,000	80		
85	79.9	302.4	26,300	85		
90	78.9	301.0	25,700	90		
95	77.9	299.5	25,100	95		
100	76.9	297.9	24,500	100		
105	75.9	296.2	23,900	105		
110	74.9	294.4	23,400	110		
115	73.9	292.5	23,000	115		
120	72.9	290.5	22,500	120		
125	71.9	288.4	22,000	125		
130	70.9	286.3	21,600	130		
135	69.8	284.0	21,200	135		
140	68.8	281.5	20,800	140		
145	67.7	279.0	20,400	145		
150	66.7	276.4	20,100	150		
155	65.6	273.6	19,700	155		
160	64.5	270.7	18,900	160		
165	63.4	267.7	17,600	165		
170	62.3	264.5	16,400	170		
175	61.2	261.3	15,300	175		
180	60.1	257.8	14,200	180		
185	58.9	254.2	13,200	185		
190	57.7	250.5	12,200	190		
195	56.5	246.6	11,300	195		
200	55.3	242.5	10,400	200		
205	54.1	238.3	9,600	205		
210	52.8	233.8	8,800	210		
215	51.5	229.2	8,000	215		
220	50.2	224.3	7,300	220		
225	48.9	219.2	6,600	225		
230	47.5	213.9	6,000	230		
235	46.1	208.3	5,400	235		
240	44.7	202.4	4,700	240		
245	43.2	196.2	4,200	245		

MLC250 S-2

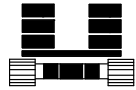
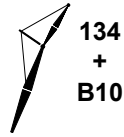


184,600 lb
+
44,000 lb

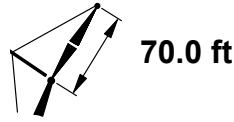
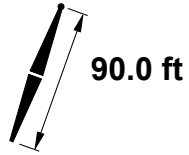


	5°							15°						
			184,600 lb + 44,000 lb						184,600 lb + 44,000 lb					
	ft	°	ft	0° lb	1° lb	2° lb	3° lb	°	ft	0° lb	1° lb	2° lb	3° lb	ft
40	79.3	164.5	29,500	25,000										40
45	77.5	163.3	29,500	24,800										45
50	75.6	162.0	28,700	24,400	20,000	16,600								50
55	73.8	160.5	27,900	23,700	19,900	16,600	80.1	160.8	26,600					55
60	71.9	158.8	27,100	23,100	19,800	16,500	78.2	159.3	25,900	22,300	19,700			60
65	70.0	156.9	26,300	22,500	19,700	16,500	76.3	157.6	25,300	21,800	19,300	16,600		65
70	68.0	154.8	25,600	22,000	19,600	16,400	74.4	155.7	24,600	21,400	18,900	16,600		70
75	66.0	152.5	24,900	21,500	19,400	16,400	72.4	153.6	24,000	20,900	18,500	16,600		75
80	64.0	150.0	24,200	21,000	19,000	16,300	70.4	151.3	23,400	20,500	18,200	16,500		80
85	62.0	147.3	23,600	20,500	18,600	16,200	68.4	148.7	22,900	20,100	17,900	16,200		85
90	59.9	144.3	23,000	20,100	18,200	16,200	66.3	146.0	22,300	19,700	17,600	15,900		90
95	57.8	141.1	22,400	19,600	17,800	16,100	64.2	143.0	21,800	19,300	17,300	15,700		95
100	55.6	137.6	21,800	19,300	17,500	15,800	62.1	139.7	21,300	19,000	17,100	15,400		100
105	53.4	133.8	21,300	19,300	17,200	15,600	59.9	136.2	20,800	18,600	16,800	15,200		105
110	51.0	129.7	20,700	18,800	16,800	15,200	57.6	132.4	20,400	18,300	16,600	15,000		110
115	48.6	125.2	20,200	18,400	16,600	15,000	55.3	128.2	19,700	18,000	16,300	14,800		115
120	46.1	120.4	19,700	18,100	16,200	14,700	52.8	123.7	19,000	17,600	16,000	14,600		120
125	43.5	115.1	19,300	17,700	16,000	14,500	50.3	118.8	18,200	17,400	15,800	14,500		125
130	40.8	109.2	18,900	17,400	15,700	14,300	47.6	113.4	17,500	17,100	15,600	14,300		130
135	37.8	102.7	18,500	17,000	15,400	14,100	44.8	107.4	16,800	16,700	15,400	14,200		135
140	34.7	95.5	18,100	16,700	15,200	13,900	41.9	100.8	16,300	16,100	15,200	14,000		140
145	31.2	87.3	17,400	16,500	15,000	13,800	38.6	93.4	15,700	15,600	15,100	13,800		145
150	27.4	77.8	16,800	16,100	14,800	13,600	35.1	85.0	15,200	15,100	15,000	13,700		150
155	22.9	66.3	16,200	16,000	14,600	13,500	31.1	75.1	14,800	14,700	14,600	13,700		155

MLC250 S-2

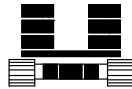


184,600 lb
+
44,000 lb

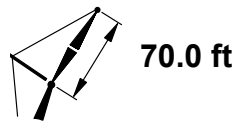
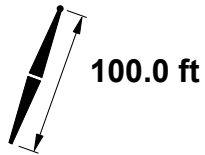


		25°							
		0°							
		1°							
		2°							
		3°							
ft		ft		lb		lb		ft	
ft		ft		lb		lb		ft	
°		ft		lb		lb		ft	
40								40	
45								45	
50								50	
55								55	
60	80.9	154.7	23,300					60	
65	78.9	152.8	22,800	20,100	17,900			65	
70	76.9	150.6	21,900	19,700	17,700	16,000		70	
75	74.9	148.3	20,800	19,400	17,400	15,700		75	
80	72.8	145.7	19,800	19,100	17,200	15,600		80	
85	70.7	142.9	18,900	18,600	17,000	15,400		85	
90	68.6	139.8	18,100	17,800	16,700	15,200		90	
95	66.4	136.5	17,400	17,100	16,500	15,000		95	
100	64.1	132.9	16,700	16,400	16,200	14,900		100	
105	61.8	128.9	16,100	15,800	15,600	14,800		105	
110	59.4	124.6	15,500	15,300	15,100	14,700		110	
115	56.8	120.0	15,000	14,800	14,600	14,400		115	
120	54.2	114.9	14,500	14,300	14,200	14,000		120	
125	51.5	109.2	14,100	13,900	13,800	13,700		125	
130	48.5	103.0	13,700	13,500	13,400	13,300		130	
135	45.4	96.1	13,300	13,200	13,100	13,000		135	
140	42.0	88.3	13,000	12,900	12,800	12,700		140	
145								145	
150								150	
155								155	

MLC250 S-2

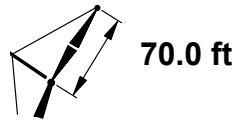
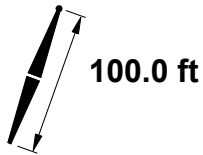


184,600 lb
+
44,000 lb



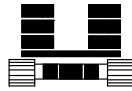
	5°							15°						
			184,600 lb + 44,000 lb						184,600 lb + 44,000 lb					
	ft	°	ft	0° lb	1° lb	2° lb	3° lb	°	ft	0° lb	1° lb	2° lb	3° lb	ft
40	80.0	174.7	29,500	24,900										40
45	78.2	173.6	29,500	24,800										45
50	76.5	172.4	29,100	24,600	19,900									50
55	74.7	170.9	28,200	24,000	19,800	16,500	80.7	171.2	26,800					55
60	73.0	169.4	27,500	23,400	19,700	16,400	78.9	169.7	26,200	22,400	19,800			60
65	71.2	167.6	26,700	22,900	19,600	16,300	77.1	168.1	25,600	22,000	19,400	16,600		65
70	69.4	165.6	26,000	22,300	19,500	16,300	75.3	166.3	24,900	21,600	19,000	16,600		70
75	67.5	163.5	25,400	21,800	19,300	16,200	73.5	164.4	24,300	21,100	18,700	16,600		75
80	65.7	161.2	24,700	21,300	18,900	16,200	71.7	162.2	23,800	20,800	18,400	16,600		80
85	63.8	158.7	24,100	20,900	18,500	16,200	69.8	159.9	23,200	20,300	18,100	16,300		85
90	61.9	155.9	23,500	20,500	18,100	16,100	67.9	157.3	22,700	20,000	17,800	16,100		90
95	59.9	153.0	22,900	20,000	17,800	16,100	66.0	154.6	22,200	19,600	17,500	15,900		95
100	57.9	149.8	22,400	19,600	17,400	15,800	64.0	151.6	21,700	19,300	17,300	15,700		100
105	55.9	146.3	21,900	19,200	17,100	15,500	62.0	148.4	21,300	18,900	17,000	15,400		105
110	53.8	142.6	21,300	18,900	16,900	15,300	59.9	144.9	20,800	18,600	16,700	15,200		110
115	51.6	138.6	20,900	18,500	16,600	15,100	57.8	141.1	20,400	18,200	16,600	15,000		115
120	49.4	134.2	20,300	18,100	16,300	14,800	55.6	137.0	19,800	18,000	16,300	14,900		120
125	47.1	129.5	19,900	17,800	16,000	14,600	53.3	132.6	19,100	17,700	16,100	14,600		125
130	44.6	124.4	19,500	17,500	15,700	14,400	51.0	127.9	18,300	17,400	15,800	14,500		130
135	42.1	118.8	19,100	17,200	15,600	14,100	48.5	122.7	17,700	17,200	15,700	14,300		135
140	39.5	112.7	18,700	16,900	15,300	14,000	46.0	117.0	17,100	16,900	15,500	14,200		140
145	36.6	105.9	18,300	16,600	15,100	13,800	43.2	110.8	16,500	16,400	15,300	14,100		145
150	33.6	98.4	17,900	16,300	14,900	13,700	40.4	103.9	16,000	15,900	15,100	14,000		150
155	30.2	89.9	17,300	16,100	14,700	13,500	37.2	96.2	15,500	15,400	15,000	13,800		155
160	26.5	80.0	16,600	15,800	14,600	13,400	33.8	87.4	15,100	15,000	14,900	13,700		160
165	22.2	68.1	16,100	15,700	14,400	13,200	30.0	77.2	14,700	14,600	14,500	13,700		165

MLC250 S-2

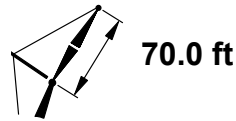
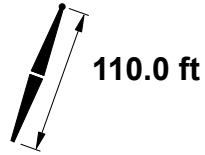


		25°					
		0°					
		1°					
		2°					
		3°					
ft	°	ft	lb	lb	lb	lb	ft
40							40
45							45
50							50
55							55
60							60
65	79.6	163.3	22,900	20,200			65
70	77.8	161.3	22,400	19,900	17,700	16,000	70
75	75.9	159.1	21,400	19,600	17,500	15,800	75
80	74.0	156.7	20,400	19,300	17,300	15,700	80
85	72.0	154.1	19,500	19,000	17,000	15,500	85
90	70.1	151.3	18,700	18,300	16,900	15,300	90
95	68.0	148.3	17,900	17,600	16,700	15,200	95
100	66.0	145.0	17,300	17,000	16,500	15,000	100
105	63.8	141.4	16,600	16,400	16,100	14,900	105
110	61.7	137.5	16,100	15,800	15,600	14,800	110
115	59.4	133.3	15,500	15,300	15,100	14,700	115
120	57.1	128.8	15,000	14,800	14,700	14,500	120
125	54.6	123.9	14,600	14,400	14,200	14,100	125
130	52.1	118.5	14,200	14,000	13,900	13,700	130
135	49.4	112.6	13,800	13,600	13,500	13,400	135
140	46.6	106.1	13,400	13,300	13,200	13,100	140
145	43.6	98.8	13,100	13,000	12,900	12,900	145
150							150
155							155
160							160
165							165

MLC250 S-2

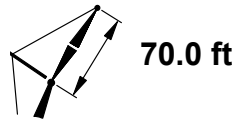
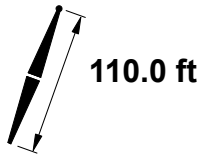


184,600 lb
+
44,000 lb



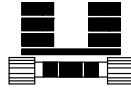
	5°							15°							
	ft	°	ft	184,600 lb + 44,000 lb				ft	°	ft	184,600 lb + 44,000 lb				ft
				0°	1°	2°	3°				0°	1°	2°	3°	
lb	lb	lb	lb	lb	lb	lb	lb	lb	lb	lb	lb	lb	lb		
40	80.5	184.9	29,500											40	
45	78.9	183.9	29,500	24,700	19,800									45	
50	77.3	182.7	29,300	24,600	19,800	16,400								50	
55	75.6	181.4	28,500	24,200	19,700	16,400	79.6	180.1	26,300	22,600				55	
60	74.0	179.9	27,800	23,600	19,600	16,300	77.9	178.6	25,700	22,100	19,500	16,600		60	
65	72.3	178.2	27,100	23,100	19,500	16,300	76.2	176.9	25,100	21,700	19,200	16,600		65	
70	70.6	176.4	26,400	22,600	19,400	16,300	74.5	175.1	24,600	21,300	18,900	16,500		70	
75	68.9	174.4	25,800	22,200	19,400	16,200	72.8	173.1	24,100	20,900	18,600	16,500		75	
80	67.1	172.2	25,200	21,700	19,100	16,200	71.0	170.9	23,500	20,600	18,300	16,500		80	
85	65.4	169.9	24,600	21,200	18,800	16,100	69.2	168.5	23,100	20,200	18,000	16,300		85	
90	63.6	167.3	24,000	20,800	18,400	16,100	67.4	166.0	22,600	19,900	17,700	16,000		90	
95	61.8	164.6	23,400	20,400	18,100	16,000	65.6	163.2	22,100	19,500	17,500	15,800		95	
100	59.9	161.6	22,800	19,900	17,700	15,900	63.7	160.2	21,600	19,200	17,200	15,600		100	
105	58.0	158.5	22,400	19,600	17,400	15,800	61.8	157.0	21,200	18,900	16,900	15,400		105	
110	56.1	155.0	21,900	19,300	17,100	15,500	59.9	153.5	20,800	18,600	16,700	15,200		110	
115	54.1	151.4	21,300	18,800	16,900	15,200	57.9	149.8	20,400	18,300	16,500	15,000		115	
120	52.1	147.4	20,900	18,500	16,600	15,000	55.9	145.8	19,900	18,000	16,300	14,800		120	
125	50.0	143.2	20,500	18,200	16,300	14,800	53.7	141.5	19,200	17,700	16,100	14,700		125	
130	47.9	138.6	20,000	17,800	16,000	14,600	51.6	136.9	18,500	17,500	15,900	14,500		130	
135	45.6	133.6	19,600	17,600	15,800	14,400	49.3	131.9	17,900	17,200	15,700	14,400		135	
140	43.3	128.3	19,200	17,300	15,600	14,200	46.9	126.4	17,300	17,000	15,500	14,300		140	
145	40.8	122.4	18,900	17,000	15,400	14,100	44.4	120.5	16,800	16,600	15,400	14,200		145	
150	38.3	116.1	18,500	16,700	15,100	13,900	41.8	114.0	16,300	16,100	15,200	14,000		150	
155	35.5	109.0	18,200	16,500	15,000	13,700	39.0	106.9	15,800	15,600	15,100	13,900		155	
160	32.6	101.2	17,700	16,200	14,800	13,600	36.0	98.9	15,400	15,200	15,000	13,800		160	
165	29.3	92.4	17,100	16,000	14,600	13,400	32.7	89.8	15,000	14,900	14,800	13,700		165	
170	25.7	82.2	16,600	15,800	14,500	13,400								170	
175	21.5	69.9	16,000	15,700	14,400	13,200								175	

MLC250 S-2

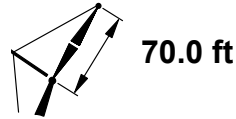
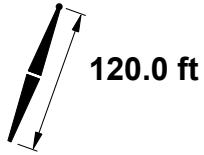


		25°					
		184,600 lb + 44,000 lb					
ft	°	ft	0° lb	1° lb	2° lb	3° lb	ft
40							40
45							45
50							50
55							55
60							60
65	80.3	173.8	23,100				65
70	78.5	171.9	22,600	20,000	17,800		70
75	76.8	169.9	21,800	19,700	17,600	15,900	75
80	75.0	167.7	20,900	19,400	17,400	15,700	80
85	73.2	165.3	20,000	19,100	17,200	15,600	85
90	71.3	162.6	19,200	18,800	17,000	15,400	90
95	69.5	159.8	18,500	18,100	16,800	15,300	95
100	67.5	156.8	17,800	17,400	16,600	15,100	100
105	65.6	153.5	17,100	16,800	16,400	15,000	105
110	63.6	149.9	16,600	16,300	16,000	14,900	110
115	61.6	146.1	16,000	15,800	15,600	14,700	115
120	59.4	142.0	15,500	15,300	15,100	14,700	120
125	57.3	137.6	15,100	14,900	14,700	14,500	125
130	55.0	132.8	14,600	14,500	14,300	14,100	130
135	52.7	127.6	14,200	14,100	13,900	13,800	135
140	50.2	122.0	13,900	13,700	13,600	13,500	140
145	47.6	115.8	13,500	13,400	13,300	13,200	145
150	44.9	109.0	13,200	13,100	13,000	13,000	150
155	41.9	101.4	13,000	12,900	12,800	12,700	155
160							160
165							165
170							170
175							175

MLC250 S-2

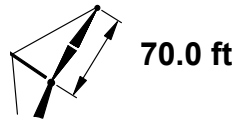
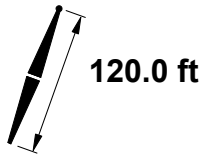


184,600 lb
+
44,000 lb



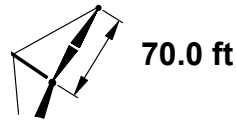
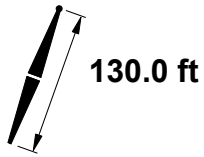
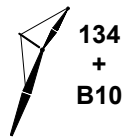
	5°							15°						
			184,600 lb + 44,000 lb						184,600 lb + 44,000 lb					
	ft	°	ft	0° lb	1° lb	2° lb	3° lb	°	ft	0° lb	1° lb	2° lb	3° lb	ft
40	81.0	195.1	29,500											40
45	79.5	194.1	29,500	24,600										45
50	77.9	193.0	29,500	24,500	19,700	16,400								50
55	76.4	191.7	28,800	24,300	19,600	16,300	80.1	190.4	26,500					55
60	74.8	190.3	28,100	23,900	19,500	16,300	78.6	189.0	25,900	22,200	19,600			60
65	73.2	188.8	27,500	23,400	19,500	16,200	77.0	187.4	25,400	21,800	19,300	16,500		65
70	71.7	187.0	26,800	22,900	19,400	16,200	75.4	185.7	24,800	21,500	19,000	16,400		70
75	70.0	185.2	26,200	22,400	19,300	16,100	73.7	183.8	24,300	21,100	18,700	16,400		75
80	68.4	183.1	25,600	22,000	19,300	16,100	72.1	181.8	23,800	20,800	18,400	16,400		80
85	66.8	180.9	25,000	21,500	19,000	16,100	70.4	179.6	23,400	20,400	18,100	16,400		85
90	65.1	178.6	24,400	21,100	18,600	16,100	68.8	177.2	22,900	20,100	17,900	16,100		90
95	63.4	176.0	23,900	20,600	18,300	16,000	67.0	174.6	22,400	19,800	17,600	15,900		95
100	61.7	173.2	23,300	20,300	18,000	15,900	65.3	171.8	22,000	19,400	17,400	15,700		100
105	59.9	170.3	22,800	19,900	17,700	15,900	63.5	168.8	21,600	19,200	17,200	15,500		105
110	58.1	167.1	22,300	19,500	17,400	15,700	61.7	165.6	21,200	18,800	16,900	15,400		110
115	56.3	163.7	21,900	19,200	17,200	15,500	59.9	162.2	20,800	18,500	16,700	15,200		115
120	54.5	160.1	21,400	18,900	16,800	15,300	58.0	158.5	20,400	18,300	16,500	15,000		120
125	52.6	156.2	20,900	18,600	16,600	15,000	56.1	154.6	20,000	18,000	16,300	14,800		125
130	50.6	152.1	20,500	18,200	16,300	14,800	54.1	150.4	19,300	17,800	16,100	14,600		130
135	48.6	147.6	20,100	17,900	16,100	14,700	52.1	145.9	18,700	17,500	15,900	14,500		135
140	46.5	142.8	19,800	17,600	15,900	14,500	49.9	141.0	18,000	17,300	15,800	14,400		140
145	44.3	137.6	19,400	17,300	15,700	14,300	47.7	135.8	17,500	17,100	15,500	14,200		145
150	42.0	132.0	19,000	17,100	15,400	14,000	45.4	130.1	17,000	16,800	15,400	14,100		150
155	39.7	126.0	18,600	16,800	15,300	13,900	43.0	123.9	16,500	16,300	15,200	14,100		155
160	37.2	119.3	18,400	16,600	15,000	13,800	40.5	117.2	16,000	15,900	15,100	13,900		160
165	34.5	112.1	18,000	16,300	14,900	13,600	37.8	109.7	15,600	15,500	15,000	13,800		165
170	31.6	104.0	17,500	16,100	14,700	13,500	34.8	101.4	15,200	15,100	15,000	13,700		170
175	28.5	94.8	16,900	15,900	14,600	13,400								175
180	25.0	84.3	16,400	15,800	14,500	13,300	31.6	92.0	14,800	14,700	14,700	13,700		180
185	20.9	71.6	16,000	15,700	14,300	13,200								185

MLC250 S-2



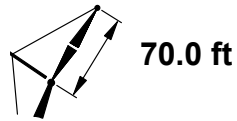
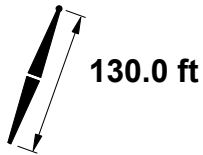
		25°						
	ft	°	ft	0° lb	1° lb	2° lb	3° lb	ft
40								40
45								45
50								50
55								55
60								60
65	80.8	184.2	23,200					65
70	79.2	182.5	22,800	20,100				70
75	77.5	180.6	22,300	19,800	17,700	16,000		75
80	75.8	178.5	21,300	19,500	17,500	15,800		80
85	74.2	176.2	20,500	19,200	17,300	15,600		85
90	72.4	173.8	19,700	19,000	17,100	15,500		90
95	70.7	171.1	18,900	18,500	16,900	15,300		95
100	68.9	168.3	18,300	17,900	16,700	15,200		100
105	67.1	165.3	17,600	17,300	16,600	15,100		105
110	65.3	162.0	17,000	16,800	16,400	15,000		110
115	63.4	158.5	16,500	16,200	16,000	14,900		115
120	61.5	154.7	16,000	15,800	15,500	14,800		120
125	59.5	150.7	15,500	15,300	15,100	14,700		125
130	57.4	146.4	15,100	14,900	14,700	14,500		130
135	55.3	141.7	14,700	14,500	14,400	14,200		135
140	53.1	136.7	14,300	14,200	14,000	13,900		140
145	50.9	131.2	14,000	13,800	13,700	13,600		145
150	48.5	125.4	13,700	13,500	13,400	13,300		150
155	46.0	118.9	13,400	13,200	13,100	13,100		155
160	43.3	111.9	13,100	13,000	12,900	12,800		160
165								165
170								170
175								175
180								180
185								185

MLC250 S-2



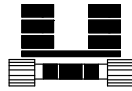
	5°						15°								
	ft	°	ft	184,600 lb + 44,000 lb				ft	°	ft	184,600 lb + 44,000 lb				
				0°	1°	2°	3°				0°	1°		2°	3°
ft	°	ft	lb	lb	lb	lb	°	ft	lb	lb	lb	lb	ft		
45	80.0	204.3	29,500											45	
50	78.6	203.3	29,500	24,400	19,600									50	
55	77.1	202.1	29,100	24,200	19,500	16,300								55	
60	75.6	200.7	28,400	24,000	19,500	16,200	80.6	200.7	26,600					60	
65	74.1	199.2	27,700	23,500	19,400	16,200	79.2	199.4	26,100	22,300				65	
70	72.6	197.6	27,100	23,100	19,300	16,100	77.7	197.9	25,600	22,000	19,400	16,400		70	
75	71.1	195.9	26,500	22,600	19,200	16,100	76.1	196.3	25,100	21,600	19,100	16,400	70	75	
80	69.6	193.9	25,900	22,200	19,200	16,100	74.6	194.5	24,500	21,300	18,800	16,400	70	80	
85	68.0	191.9	25,300	21,800	19,100	16,000	73.1	192.6	24,100	21,000	18,500	16,400	80	85	
90	66.4	189.6	24,800	21,400	18,800	16,000	71.5	190.5	23,600	20,600	18,300	16,400	85	90	
95	64.8	187.2	24,300	20,900	18,500	15,900	69.9	188.2	23,200	20,300	18,000	16,200	90	95	
100	63.2	184.7	23,700	20,500	18,200	15,900	68.3	185.8	22,800	20,000	17,800	16,100	95	100	
105	61.6	181.9	23,200	20,100	17,900	15,900	66.7	183.2	22,300	19,700	17,600	15,900	100	105	
110	59.9	179.0	22,700	19,800	17,600	15,800	65.0	180.4	21,900	19,400	17,300	15,700	105	110	
115	58.2	175.8	22,300	19,500	17,400	15,700	63.4	177.4	21,500	19,100	17,100	15,500	110	115	
120	56.5	172.4	21,800	19,100	17,100	15,400	61.7	174.3	21,100	18,800	16,900	15,400	115	120	
125	54.8	168.9	21,400	18,800	16,800	15,200	59.9	170.9	20,700	18,500	16,700	15,200	120	125	
130	52.9	165.0	21,000	18,500	16,600	15,100	58.1	167.2	20,400	18,300	16,500	15,000	125	130	
135	51.1	160.9	20,600	18,300	16,300	14,900	56.3	163.4	20,100	18,100	16,300	14,800	130	135	
140	49.2	156.6	20,200	17,900	16,100	14,700	54.4	159.2	19,400	17,800	16,200	14,700	135	140	
145	47.2	151.9	19,800	17,700	15,900	14,500	52.5	154.8	18,800	17,600	16,000	14,600	140	145	
150	45.2	146.9	19,500	17,400	15,700	14,300	50.5	150.1	18,200	17,300	15,700	14,500	145	150	
155	43.1	141.5	19,100	17,100	15,500	14,100	48.5	145.0	17,700	17,200	15,600	14,300	150	155	
160	40.9	135.7	18,800	16,900	15,300	14,000	46.3	139.5	17,200	16,900	15,500	14,200	155	160	
165	38.6	129.4	18,500	16,700	15,100	13,800	44.1	133.6	16,700	16,500	15,400	14,100	160	165	
170	36.2	122.5	18,200	16,400	14,900	13,600	41.8	127.2	16,200	16,100	15,200	13,900	165	170	
175	33.6	115.0	17,900	16,200	14,700	13,500	39.3	120.2	15,800	15,700	15,100	13,900	170	175	
180	30.8	106.6	17,300	16,000	14,600	13,400	36.6	112.5	15,400	15,300	15,000	13,800	175	180	
185	27.7	97.2	16,900	15,900	14,500	13,300	33.8	104.0	15,100	15,000	14,900	13,700	180	185	
190	24.3	86.3	16,300	15,700	14,400	13,200	30.6	94.3	14,700	14,700	14,600	13,700	185	190	
195	20.3	73.3	15,600	15,200	14,300	13,200							190	195	

MLC250 S-2

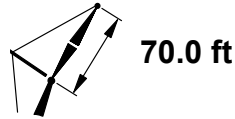
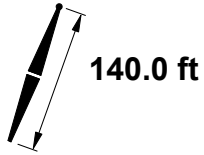


		25°					
		0°					
		1°					
		2°					
		3°					
ft	°	ft	lb	lb	lb	lb	ft
45							45
50							50
55							55
60							60
65							65
70	79.8	193.0	22,900	20,200			70
75	78.2	191.2	22,600	19,900	17,700		75
80	76.6	189.2	21,700	19,600	17,500	15,800	80
85	75.0	187.1	20,900	19,400	17,400	15,700	85
90	73.4	184.8	20,100	19,100	17,200	15,600	90
95	71.8	182.3	19,400	18,900	17,000	15,400	95
100	70.1	179.7	18,700	18,300	16,900	15,300	100
105	68.4	176.8	18,100	17,700	16,700	15,200	105
110	66.7	173.8	17,500	17,200	16,500	15,100	110
115	65.0	170.5	17,000	16,700	16,400	15,000	115
120	63.2	167.1	16,500	16,200	15,900	14,900	120
125	61.4	163.3	16,000	15,700	15,500	14,800	125
130	59.5	159.4	15,500	15,300	15,100	14,600	130
135	57.6	155.1	15,100	14,900	14,700	14,600	135
140	55.6	150.6	14,800	14,600	14,400	14,200	140
145	53.6	145.7	14,400	14,200	14,100	13,900	145
150	51.4	140.4	14,100	13,900	13,800	13,600	150
155	49.2	134.8	13,700	13,600	13,500	13,400	155
160	46.9	128.7	13,500	13,300	13,200	13,100	160
165	44.5	122.0	13,200	13,100	13,000	12,900	165
170	41.9	114.6	13,000	12,900	12,800	12,700	170
175							175
180							180
185							185
190							190
195							195

MLC250 S-2

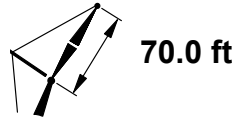
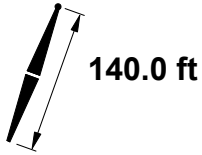
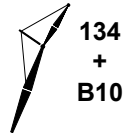


184,600 lb
+
44,000 lb



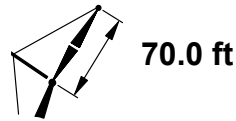
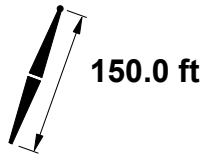
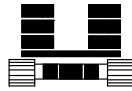
	5°						15°								
			184,600 lb + 44,000 lb						184,600 lb + 44,000 lb						
	ft	°	ft	0° lb	1° lb	2° lb	3° lb	ft	°	ft	0° lb	1° lb		2° lb	3° lb
45	80.5	214.5	29,500												45
50	79.1	213.5	29,500	24,300											50
55	77.7	212.4	29,200	24,100	19,400	16,200									55
60	76.3	211.1	28,600	24,000	19,400	16,200	79.7	209.7	26,200	22,400					60
65	74.9	209.7	27,900	23,700	19,300	16,100	78.3	208.3	25,700	22,100	19,400				65
70	73.5	208.2	27,300	23,300	19,200	16,100	76.8	206.8	25,300	21,700	19,200	16,300			70
75	72.0	206.5	26,700	22,800	19,200	16,000	75.4	205.1	24,800	21,400	18,900	16,300			75
80	70.6	204.7	26,200	22,400	19,100	16,000	73.9	203.3	24,300	21,100	18,600	16,300			80
85	69.1	202.7	25,600	22,000	19,000	16,000	72.4	201.3	23,900	20,800	18,400	16,300			85
90	67.6	200.6	25,100	21,600	19,000	15,900	70.9	199.2	23,400	20,400	18,200	16,300			90
95	66.1	198.3	24,600	21,200	18,700	15,900	69.4	196.9	23,000	20,100	17,900	16,200			95
100	64.6	195.9	24,100	20,800	18,400	15,800	67.9	194.4	22,600	19,800	17,700	16,000			100
105	63.1	193.3	23,600	20,500	18,100	15,800	66.4	191.8	22,200	19,600	17,400	15,800			105
110	61.5	190.6	23,200	20,100	17,800	15,800	64.8	189.0	21,800	19,300	17,300	15,600			110
115	59.9	187.6	22,700	19,800	17,500	15,700	63.2	186.1	21,500	19,100	17,000	15,500			115
120	58.3	184.5	22,300	19,500	17,300	15,600	61.6	182.9	21,100	18,800	16,900	15,300			120
125	56.7	181.1	21,800	19,100	17,000	15,500	59.9	179.5	20,700	18,500	16,700	15,200			125
130	55.0	177.6	21,500	18,800	16,900	15,200	58.2	175.9	20,400	18,200	16,500	15,000			130
135	53.3	173.8	21,000	18,600	16,600	15,000	56.5	172.1	20,200	18,100	16,300	14,800			135
140	51.6	169.8	20,600	18,300	16,400	14,800	54.7	168.1	19,500	17,800	16,100	14,700			140
145	49.8	165.5	20,200	18,000	16,200	14,600	52.9	163.7	18,900	17,600	16,000	14,600			145
150	47.9	160.9	19,900	17,700	15,900	14,400	51.0	159.1	18,300	17,400	15,800	14,500			150
155	46.0	156.1	19,600	17,500	15,700	14,300	49.1	154.2	17,900	17,200	15,700	14,300			155
160	44.0	150.9	19,300	17,200	15,500	14,200	47.1	148.9	17,400	17,000	15,500	14,200			160
165	42.0	145.3	19,000	17,000	15,400	14,000	45.0	143.2	16,900	16,700	15,300	14,100			165
170	39.8	139.2	18,600	16,700	15,200	13,800	42.9	137.1	16,500	16,300	15,200	14,000			170
175	37.6	132.7	18,300	16,500	15,000	13,700	40.6	130.5	16,100	15,900	15,200	13,900			175
180	35.2	125.6	17,900	16,300	14,900	13,600	38.2	123.2	15,700	15,500	15,000	13,900			180
185	32.7	117.8	17,000	16,100	14,700	13,500	35.6	115.3	15,300	15,200	15,000	13,800			185
190	30.0	109.2	16,100	15,600	14,600	13,400	32.8	106.4	15,000	14,900	14,800	13,800			190
195	27.0	99.5	15,200	14,800	14,300	13,300	29.7	96.4	14,700	14,600	14,500	13,700			195
200	23.7	88.4	14,400	14,000	13,600	13,200									200
205	19.8	75.0	13,600	13,300	12,900	12,600									205

MLC250 S-2



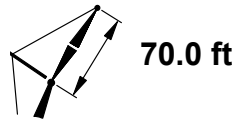
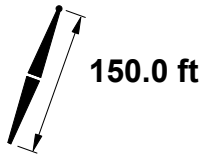
				25°					
				0°					
				0°	1°	2°	3°		
				lb	lb	lb	lb		
ft	°	ft		lb	lb	lb	lb	ft	
45								45	
50								50	
55								55	
60								60	
65								65	
70	80.3	203.4		23,000	20,000	17,700		70	
75	78.8	201.7		22,700	19,700	17,600		75	
80	77.3	199.8		22,200	19,700	17,600	15,900	80	
85	75.8	197.8		21,300	19,500	17,400	15,700	85	
90	74.3	195.7		20,500	19,300	17,200	15,600	90	
95	72.8	193.3		19,800	19,000	17,100	15,500	95	
100	71.2	190.9		19,100	18,700	16,900	15,400	100	
105	69.6	188.2		18,500	18,100	16,800	15,200	105	
110	68.0	185.3		17,900	17,600	16,700	15,100	110	
115	66.4	182.3		17,400	17,100	16,500	15,000	115	
120	64.7	179.1		16,900	16,600	16,300	14,900	120	
125	63.0	175.6		16,400	16,100	15,900	14,800	125	
130	61.3	172.0		16,000	15,700	15,500	14,800	130	
135	59.5	168.0		15,600	15,300	15,100	14,700	135	
140	57.7	163.9		15,200	15,000	14,800	14,600	140	
145	55.9	159.4		14,800	14,600	14,400	14,300	145	
150	53.9	154.7		14,500	14,300	14,100	14,000	150	
155	51.9	149.6		14,100	14,000	13,800	13,700	155	
160	49.9	144.1		13,800	13,700	13,600	13,500	160	
165	47.7	138.2		13,600	13,400	13,300	13,200	165	
170	45.5	131.9		13,300	13,200	13,100	13,000	170	
175	43.1	124.9		13,100	13,000	12,900	12,800	175	
180								180	
185								185	
190								190	
195								195	
200								200	
205								205	

MLC250 S-2



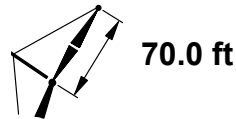
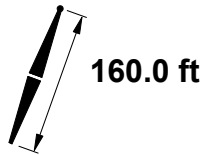
	5°							15°						
			184,600 lb + 44,000 lb						184,600 lb + 44,000 lb					
	ft	°	ft	0° lb	1° lb	2° lb	3° lb	°	ft	0° lb	1° lb	2° lb	3° lb	ft
45	80.9	224.7	29,500											45
50	79.6	223.7	29,500	24,100										50
55	78.3	222.6	29,400	24,000	19,300									55
60	76.9	221.4	28,700	23,900	19,300	16,000		80.2	220.0	26,300				60
65	75.6	220.1	28,100	23,700	19,200	16,000		78.8	218.7	25,900	22,100	19,500		65
70	74.2	218.6	27,600	23,400	19,100	16,000		77.5	217.2	25,400	21,800	19,200	16,200	70
75	72.9	217.0	27,000	23,000	19,000	16,000		76.1	215.6	24,900	21,500	19,000	16,200	75
80	71.5	215.3	26,400	22,500	19,000	15,900		74.7	213.9	24,500	21,200	18,700	16,200	80
85	70.1	213.5	25,900	22,100	18,900	15,800		73.3	212.0	24,100	20,900	18,500	16,200	85
90	68.7	211.5	25,400	21,700	18,900	15,800		71.9	210.0	23,700	20,600	18,200	16,200	90
95	67.3	209.3	24,900	21,400	18,800	15,800		70.5	207.8	23,300	20,300	18,000	16,200	95
100	65.9	207.0	24,400	21,000	18,600	15,700		69.0	205.5	22,900	20,000	17,800	16,000	100
105	64.4	204.6	24,000	20,600	18,300	15,700		67.5	203.1	22,500	19,800	17,600	15,900	105
110	62.9	202.0	23,500	20,300	18,100	15,600		66.1	200.4	22,100	19,500	17,400	15,700	110
115	61.5	199.2	23,100	20,100	17,800	15,600		64.6	197.7	21,700	19,200	17,200	15,500	115
120	59.9	196.3	22,600	19,700	17,500	15,600		63.0	194.7	21,400	19,000	17,000	15,400	120
125	58.4	193.2	22,200	19,400	17,300	15,600		61.5	191.5	21,000	18,800	16,900	15,300	125
130	56.8	189.8	21,800	19,100	17,000	15,400		59.9	188.2	20,800	18,500	16,600	15,100	130
135	55.3	186.3	21,400	18,800	16,800	15,200		58.3	184.6	20,400	18,300	16,400	14,900	135
140	53.6	182.6	21,000	18,500	16,600	15,000		56.7	180.9	20,100	18,100	16,300	14,900	140
145	52.0	178.6	20,700	18,300	16,400	14,800		55.0	176.9	19,600	17,800	16,200	14,700	145
150	50.3	174.4	20,300	18,000	16,100	14,700		53.3	172.6	19,000	17,600	16,000	14,600	150
155	48.5	170.0	19,900	17,800	15,900	14,500		51.5	168.1	18,500	17,400	15,800	14,400	155
160	46.7	165.2	19,700	17,500	15,700	14,300		49.7	163.3	18,000	17,300	15,600	14,300	160
165	44.9	160.1	19,300	17,300	15,500	14,100		47.8	158.2	17,500	17,000	15,500	14,300	165
170	42.9	154.7	19,000	17,100	15,400	14,100		45.9	152.7	17,100	16,900	15,400	14,200	170
175	41.0	148.9	18,300	16,800	15,200	13,900		43.8	146.8	16,700	16,500	15,300	14,100	175
180	38.9	142.7	17,300	16,600	15,100	13,800		41.7	140.4	16,200	16,100	15,200	14,000	180
185	36.7	135.9	16,400	15,800	14,900	13,700		39.5	133.6	15,900	15,700	15,000	13,800	185
190	34.4	128.6	15,500	14,900	14,400	13,500		37.1	126.1	15,500	15,300	14,800	13,800	190
195	31.9	120.6	14,600	14,100	13,600	13,100		34.6	117.9	15,000	14,500	14,000	13,500	195
200	29.3	111.7	13,800	13,400	12,900	12,400		31.9	108.8	14,200	13,700	13,200	12,800	200
205	26.4	101.8	13,100	12,600	12,200	11,800								205
210	23.1	90.3	12,300	11,900	11,600	11,200								210
215	19.3	76.6	11,600	11,300	10,900	10,600								215

MLC250 S-2



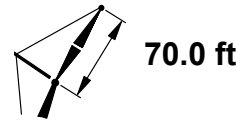
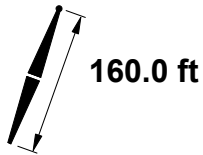
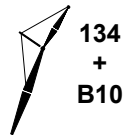
		25°					
		0°					
		1°					
		2°					
		3°					
ft	°	ft	lb	lb	lb	lb	ft
45							45
50							50
55							55
60							60
65							65
70	80.8	213.8	23,100				70
75	79.4	212.2	22,800	20,000			75
80	77.9	210.4	22,400	19,800	17,600	15,900	80
85	76.5	208.5	21,700	19,600	17,500	15,800	85
90	75.1	206.5	20,900	19,400	17,300	15,600	90
95	73.6	204.3	20,200	19,100	17,200	15,500	95
100	72.2	201.9	19,500	18,900	17,000	15,400	100
105	70.7	199.4	18,900	18,500	16,900	15,300	105
110	69.2	196.7	18,300	18,000	16,700	15,200	110
115	67.6	193.9	17,800	17,500	16,600	15,100	115
120	66.1	190.9	17,300	17,000	16,500	15,000	120
125	64.5	187.6	16,800	16,500	16,300	14,900	125
130	62.9	184.2	16,400	16,100	15,900	14,800	130
135	61.2	180.6	16,000	15,700	15,500	14,700	135
140	59.6	176.7	15,600	15,300	15,100	14,700	140
145	57.8	172.6	15,200	15,000	14,800	14,600	145
150	56.1	168.3	14,800	14,700	14,500	14,300	150
155	54.3	163.6	14,500	14,300	14,200	14,000	155
160	52.4	158.7	14,200	14,100	13,900	13,800	160
165	50.4	153.4	13,900	13,800	13,600	13,500	165
170	48.4	147.7	13,600	13,500	13,400	13,300	170
175	46.3	141.6	13,400	13,300	13,200	13,100	175
180	44.1	135.0	13,200	13,100	13,000	12,900	180
185	41.8	127.8	13,000	12,900	12,800	12,700	185
190							190
195							195
200							200
205							205
210							210
215							215

MLC250 S-2



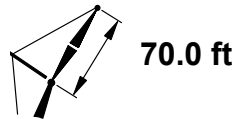
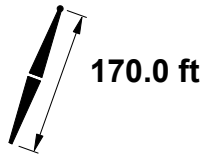
ft	5°						15°						ft
	ft	°	184,600 lb + 44,000 lb				ft	°	184,600 lb + 44,000 lb				
			0°	1°	2°	3°			0°	1°	2°	3°	
lb	lb	lb	lb	lb	lb	lb	lb	lb	lb	lb	lb	lb	
50	80.1	233.9	29,500	23,800	19,200	16,000	80.6	230.3	26,400	22,200	19,200	16,100	50
55	78.8	232.9	29,500	23,800	19,200	15,900	79.3	229.0	25,900	22,200	19,200	16,100	55
60	77.5	231.7	28,900	23,800	19,200	15,900	78.0	227.6	25,500	21,900	19,200	16,100	60
65	76.2	230.5	28,300	23,600	19,100	15,900	77.0	226.1	25,100	21,500	19,000	16,100	65
70	74.9	229.1	27,800	23,500	19,000	15,800	75.4	224.4	24,600	21,200	18,800	16,100	70
75	73.6	227.5	27,200	23,100	19,000	15,800	74.1	222.7	24,300	21,000	18,500	16,100	75
80	72.3	225.9	26,700	22,700	18,900	15,800	72.7	220.8	23,900	20,700	18,300	16,100	80
85	71.0	224.1	26,100	22,300	18,900	15,700	71.4	218.7	23,400	20,400	18,100	16,100	85
90	69.7	222.2	25,600	21,900	18,800	15,700	70.0	216.5	23,100	20,200	17,900	16,100	90
95	68.3	220.2	25,200	21,600	18,800	15,700	68.6	214.2	22,700	19,900	17,700	16,000	95
100	67.0	218.0	24,700	21,300	18,600	15,700	67.2	211.7	22,300	19,700	17,500	15,800	100
105	65.6	215.7	24,300	20,900	18,400	15,600	65.8	209.1	22,000	19,400	17,300	15,700	105
110	64.2	213.3	23,800	20,600	18,200	15,600	64.4	206.3	21,700	19,200	17,100	15,500	110
115	62.8	210.7	23,400	20,300	18,000	15,600	62.9	203.3	21,300	18,900	17,000	15,300	115
120	61.4	207.9	22,900	19,900	17,700	15,500	61.4	200.2	21,000	18,700	16,800	15,200	120
125	59.9	204.9	22,500	19,600	17,400	15,500	59.9	196.9	20,700	18,500	16,600	15,100	125
130	58.5	201.8	22,200	19,300	17,200	15,400	58.4	193.3	20,400	18,200	16,400	14,900	130
135	57.0	198.5	21,700	19,000	16,900	15,300	56.8	189.6	20,100	18,000	16,200	14,800	135
140	55.5	195.0	21,400	18,800	16,800	15,100	55.2	185.7	19,700	17,900	16,200	14,700	140
145	53.9	191.3	21,100	18,600	16,600	15,000	53.6	181.5	19,200	17,700	16,000	14,500	145
150	52.3	187.4	20,700	18,300	16,300	14,800	51.9	177.1	18,600	17,400	15,900	14,400	150
155	50.7	183.3	20,300	18,100	16,200	14,600	50.2	172.4	18,200	17,300	15,700	14,300	155
160	49.1	178.9	20,000	17,800	16,000	14,500	48.4	167.4	17,700	17,100	15,600	14,300	160
165	47.4	174.3	19,700	17,500	15,800	14,300	46.6	162.0	17,200	16,900	15,500	14,200	165
170	45.6	169.3	18,900	17,300	15,600	14,200	44.7	156.4	16,800	16,600	15,300	14,100	170
175	43.8	164.1	17,900	17,100	15,400	14,000	42.7	150.3	16,400	16,400	15,200	14,000	175
180	41.9	158.5	16,900	16,200	15,300	13,900	40.7	143.7	15,600	15,900	15,000	14,000	180
185	40.0	152.5	15,900	15,300	14,600	13,700	38.5	136.7	14,700	15,000	14,900	14,000	185
190	38.0	146.0	15,100	14,400	13,800	13,300	36.2	129.0	13,800	14,100	14,800	13,700	190
195	35.8	139.1	14,200	13,600	13,100	12,600	33.7	120.5	13,300	13,300	14,700	13,700	195
200	33.6	131.6	13,400	12,900	12,400	11,900	31.1	111.2	12,300	12,500	14,600	13,700	200
205	31.2	123.3	12,700	12,200	11,700	11,200							205
210	28.6	114.2	11,900	11,500	11,100	10,600							210
215	25.7	104.0	11,200	10,800	10,400	10,000							215
220	22.6	92.2	10,600	10,200	9,800	9,500							220
225	18.8	78.1	9,900	9,600	9,300	9,000							225

MLC250 S-2



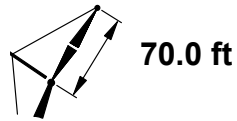
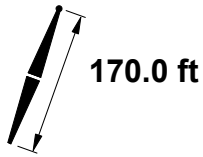
	25°							
	ft	°	ft					
				0° lb	1° lb	2° lb		3° lb
50							50	
55							55	
60							60	
65							65	
70							70	
75	79.8	222.6	22,900	20,000			75	
80	78.5	220.9	22,600	19,900	17,600		80	
85	77.2	219.1	22,000	19,600	17,500	15,800	85	
90	75.8	217.2	21,300	19,400	17,300	15,700	90	
95	74.4	215.1	20,600	19,200	17,200	15,600	95	
100	73.0	212.9	19,900	19,000	17,100	15,400	100	
105	71.6	210.5	19,300	18,800	16,900	15,300	105	
110	70.2	208.0	18,700	18,400	16,800	15,200	110	
115	68.7	205.3	18,200	17,800	16,700	15,200	115	
120	67.3	202.4	17,700	17,400	16,600	15,000	120	
125	65.8	199.4	17,200	16,900	16,400	14,900	125	
130	64.3	196.2	16,800	16,500	16,200	14,900	130	
135	62.7	192.8	16,300	16,100	15,800	14,800	135	
140	61.2	189.2	15,900	15,700	15,500	14,700	140	
145	59.6	185.4	15,600	15,300	15,100	14,700	145	
150	57.9	181.4	15,200	15,000	14,800	14,600	150	
155	56.3	177.1	14,900	14,700	14,500	14,300	155	
160	54.5	172.5	14,600	14,400	14,200	14,100	160	
165	52.8	167.7	14,300	14,100	14,000	13,800	165	
170	51.0	162.5	14,000	13,800	13,700	13,600	170	
175	49.1	157.0	13,700	13,600	13,500	13,400	175	
180	47.1	151.2	13,500	13,400	13,300	13,200	180	
185	45.1	144.9	13,300	13,200	13,100	13,000	185	
190	42.9	138.0	13,000	13,000	12,900	12,800	190	
195	40.6	130.6	12,900	12,800	12,700	12,600	195	
200							200	
205							205	
210							210	
215							215	
220							220	
225							225	

MLC250 S-2



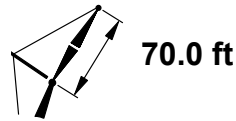
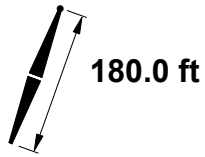
ft	5°						15°						ft
	ft	°	184,600 lb + 44,000 lb				ft	°	184,600 lb + 44,000 lb				
			0°	1°	2°	3°			0°	1°	2°	3°	
lb	lb	lb	lb	lb	lb	lb	lb	lb	lb	lb	lb	lb	
50	80.5	244.1	29,500										50
55	79.3	243.1	29,500	23,700									55
60	78.1	242.0	29,000	23,600	19,000								60
65	76.8	240.8	28,500	23,500	19,000	15,800	81.0	240.5	26,400				65
70	75.6	239.5	27,900	23,400	18,900	15,800	79.8	239.3	26,000	22,200			70
75	74.4	238.0	27,300	23,200	18,800	15,800	78.5	238.0	25,600	21,900	19,200		75
80	73.1	236.4	26,900	22,800	18,800	15,700	77.3	236.5	25,200	21,600	19,100	16,000	80
85	71.8	234.8	26,400	22,500	18,700	15,700	76.0	235.0	24,800	21,300	18,900	16,000	85
90	70.6	233.0	25,800	22,100	18,700	15,700	74.8	233.3	24,400	21,100	18,600	16,000	90
95	69.3	231.0	25,400	21,700	18,600	15,600	73.5	231.5	24,000	20,800	18,400	16,000	95
100	68.0	229.0	24,900	21,400	18,600	15,600	72.2	229.5	23,700	20,500	18,200	16,000	100
105	66.7	226.8	24,500	21,000	18,500	15,500	70.9	227.4	23,300	20,300	18,000	16,000	105
110	65.4	224.4	24,100	20,800	18,300	15,500	69.6	225.2	22,900	20,000	17,800	16,000	110
115	64.0	221.9	23,700	20,400	18,000	15,400	68.3	222.9	22,600	19,800	17,600	15,800	115
120	62.7	219.3	23,300	20,100	17,900	15,400	66.9	220.4	22,200	19,600	17,400	15,800	120
125	61.3	216.5	22,800	19,800	17,600	15,400	65.6	217.7	21,900	19,400	17,200	15,600	125
130	59.9	213.6	22,500	19,600	17,300	15,400	64.2	214.9	21,600	19,100	17,100	15,500	130
135	58.5	210.5	22,100	19,200	17,200	15,400	62.8	212.0	21,300	18,900	16,900	15,300	135
140	57.1	207.2	21,800	19,000	16,900	15,300	61.4	208.8	21,000	18,600	16,800	15,200	140
145	55.7	203.8	21,400	18,700	16,700	15,200	59.9	205.5	20,700	18,400	16,600	15,000	145
150	54.2	200.1	21,000	18,500	16,600	14,900	58.5	202.0	20,400	18,200	16,400	14,900	150
155	52.7	196.2	20,700	18,300	16,300	14,700	57.0	198.3	20,200	18,000	16,200	14,700	155
160	51.1	192.2	20,300	18,000	16,100	14,700	55.4	194.4	19,800	17,800	16,200	14,700	160
165	49.6	187.9	19,500	17,800	15,900	14,500	53.9	190.3	19,200	17,600	16,000	14,600	165
170	47.9	183.3	18,400	17,500	15,800	14,300	52.3	186.0	18,800	17,500	15,800	14,400	170
175	46.3	178.5	17,400	16,500	15,600	14,200	50.7	181.4	18,200	17,300	15,700	14,400	175
180	44.6	173.4	16,400	15,600	14,900	14,000	49.0	176.5	17,800	17,100	15,600	14,300	180
185	42.8	167.9	15,400	14,700	14,000	13,400	47.3	171.3	17,000	16,300	15,500	14,200	185
190	41.0	162.1	14,600	13,900	13,300	12,600	45.5	165.8	16,100	15,300	14,600	13,900	190
195	39.1	156.0	13,700	13,100	12,500	11,900	43.6	159.9	15,100	14,500	13,800	13,200	195
200	37.1	149.3	12,900	12,400	11,800	11,300	41.7	153.7	14,300	13,600	13,000	12,400	200
205	35.0	142.2	12,200	11,600	11,100	10,600	39.7	146.9	13,400	12,800	12,300	11,700	205
210	32.8	134.4	11,500	11,000	10,500	10,000	37.6	139.7	12,600	12,100	11,500	11,000	210
215	30.5	126.0	10,800	10,300	9,900	9,400	35.3	131.7	11,900	11,300	10,900	10,400	215
220	27.9	116.6	10,100	9,700	9,300	8,900	32.9	123.1	11,100	10,700	10,200	9,800	220
225	25.2	106.1	9,500	9,100	8,700	8,300	30.3	113.5	10,400	10,000	9,600	9,200	225
230	22.1	94.1	8,900	8,500	8,200	7,800							230

MLC250 S-2



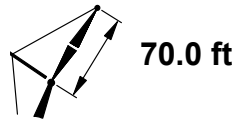
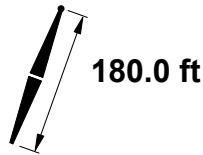
		25°					
ft	°	ft	lb	lb	lb	lb	ft
50							50
55							55
60							60
65							65
70							70
75	80.3	233.0	22,900				75
80	79.0	231.4	22,600	19,900			80
85	77.7	229.7	22,300	19,700	17,500	15,800	85
90	76.4	227.8	21,600	19,500	17,400	15,700	90
95	75.1	225.8	20,900	19,300	17,300	15,600	95
100	73.8	223.7	20,300	19,100	17,100	15,500	100
105	72.5	221.5	19,700	18,900	17,000	15,400	105
110	71.1	219.1	19,100	18,700	16,900	15,300	110
115	69.7	216.5	18,600	18,200	16,800	15,200	115
120	68.4	213.9	18,100	17,700	16,600	15,100	120
125	67.0	211.0	17,600	17,300	16,600	15,000	125
130	65.5	208.0	17,100	16,800	16,400	14,900	130
135	64.1	204.8	16,700	16,400	16,200	14,900	135
140	62.6	201.4	16,300	16,000	15,800	14,800	140
145	61.1	197.8	15,900	15,700	15,500	14,700	145
150	59.6	194.1	15,600	15,300	15,100	14,600	150
155	58.0	190.1	15,200	15,000	14,800	14,500	155
160	56.4	185.9	14,900	14,700	14,500	14,400	160
165	54.8	181.4	14,600	14,400	14,300	14,100	165
170	53.1	176.7	14,300	14,200	14,000	13,900	170
175	51.4	171.7	14,100	13,900	13,800	13,600	175
180	49.6	166.3	13,800	13,700	13,500	13,400	180
185	47.8	160.6	13,600	13,400	13,300	13,200	185
190	45.9	154.6	13,300	13,200	13,100	13,000	190
195	43.9	148.0	13,100	13,000	13,000	12,800	195
200	41.8	141.0	12,900	12,900	12,700	12,100	200
205							205
210							210
215							215
220							220
225							225
230							230

MLC250 S-2



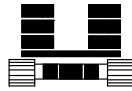
	5°						15°								
	ft	°	ft	184,600 lb + 44,000 lb				ft	°	ft	184,600 lb + 44,000 lb				
				0°	1°	2°	3°				0°	1°		2°	3°
ft	°	ft	lb	lb	lb	lb	ft	°	ft	lb	lb	lb	lb	ft	
50	80.9	254.2	29,500											50	
55	79.7	253.3	29,500	23,500										55	
60	78.5	252.2	29,100	23,400	18,900									60	
65	77.4	251.1	28,600	23,400	18,800	15,700	80.2	249.6	26,000					65	
70	76.2	249.8	28,000	23,300	18,800	15,700	79.0	248.3	25,700	21,900				70	
75	75.0	248.4	27,500	23,100	18,700	15,600	77.8	246.9	25,300	21,700	19,000	15,900		75	
80	73.8	246.9	27,000	22,900	18,700	15,600	76.6	245.4	24,900	21,400	18,900	15,900		80	
85	72.6	245.3	26,500	22,500	18,600	15,600	75.4	243.8	24,600	21,100	18,700	15,900		85	
90	71.4	243.6	26,100	22,200	18,600	15,500	74.2	242.1	24,200	20,900	18,400	15,900		90	
95	70.2	241.8	25,600	21,900	18,500	15,500	73.0	240.2	23,800	20,600	18,200	15,900		95	
100	68.9	239.8	25,200	21,500	18,400	15,500	71.7	238.2	23,500	20,400	18,100	15,900		100	
105	67.7	237.7	24,700	21,200	18,400	15,400	70.5	236.1	23,100	20,100	17,900	15,900		105	
110	66.4	235.5	24,300	20,900	18,400	15,400	69.2	233.9	22,800	19,900	17,700	15,900		110	
115	65.2	233.1	23,900	20,600	18,200	15,400	67.9	231.5	22,500	19,700	17,500	15,800		115	
120	63.9	230.6	23,500	20,300	17,900	15,300	66.6	229.0	22,100	19,500	17,400	15,600		120	
125	62.6	228.0	23,200	20,000	17,800	15,300	65.3	226.3	21,800	19,300	17,100	15,500		125	
130	61.3	225.2	22,800	19,800	17,500	15,300	64.0	223.5	21,500	19,000	17,000	15,400		130	
135	59.9	222.3	22,400	19,500	17,300	15,300	62.7	220.6	21,200	18,800	16,800	15,200		135	
140	58.6	219.2	22,100	19,200	17,100	15,200	61.3	217.5	20,900	18,600	16,600	15,100		140	
145	57.2	215.9	21,700	18,900	16,900	15,200	59.9	214.2	20,700	18,400	16,600	15,000		145	
150	55.8	212.5	21,300	18,700	16,600	15,100	58.5	210.7	20,400	18,200	16,400	14,900		150	
155	54.4	208.8	21,000	18,500	16,500	14,900	57.1	207.1	20,100	18,000	16,200	14,700		155	
160	53.0	205.0	20,300	18,200	16,300	14,700	55.6	203.2	19,800	17,800	16,100	14,700		160	
165	51.5	201.0	19,100	18,000	16,100	14,600	54.2	199.2	19,400	17,600	16,000	14,500		165	
170	50.0	196.8	18,000	17,000	15,900	14,400	52.6	194.9	18,800	17,500	15,800	14,400		170	
175	48.5	192.3	16,900	16,100	15,200	14,300	51.1	190.4	17,700	16,800	15,700	14,300		175	
180	46.9	187.6	15,900	15,100	14,400	13,600	49.5	185.6	16,600	15,800	15,000	14,200		180	
185	45.3	182.6	15,000	14,300	13,500	12,800	47.9	180.5	15,700	14,900	14,200	13,400		185	
190	43.6	177.3	14,100	13,400	12,700	12,100	46.2	175.2	14,800	14,000	13,300	12,600		190	
195	41.9	171.7	13,300	12,600	12,000	11,400	44.4	169.5	13,900	13,200	12,500	11,900		195	
200	40.1	165.7	12,500	11,900	11,300	10,700	42.6	163.5	13,000	12,400	11,800	11,200		200	
205	38.3	159.4	11,700	11,200	10,600	10,100	40.7	157.0	12,200	11,700	11,100	10,500		205	
210	36.3	152.5	11,000	10,500	10,000	9,500	38.8	150.1	11,500	10,900	10,400	9,900		210	
215	34.3	145.2	10,300	9,800	9,400	8,900	36.7	142.6	10,800	10,300	9,800	9,300		215	
220	32.1	137.3	9,700	9,200	8,800	8,300	34.5	134.5	10,100	9,600	9,100	8,700		220	
225	29.8	128.6	9,100	8,600	8,200	7,800	32.1	125.6	9,400	9,000	8,500	8,100		225	
230	27.3	119.0	8,500	8,100	7,700	7,300	29.6	115.7	8,700	8,300	7,900	7,600		230	
235	24.6	108.2	7,900	7,500	7,200	6,800								235	
240	21.6	95.9	7,300	7,000	6,700	6,300								240	

MLC250 S-2

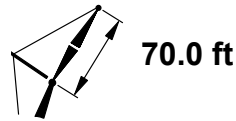
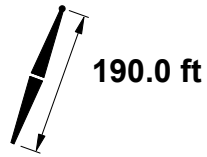


		25°							
		0° 1° 2° 3°							
		lb							
		ft							
		°							
		ft							
		lb							
50								50	
55								55	
60								60	
65								65	
70								70	
75	80.7	243.4	23,000					75	
80	79.5	241.8	22,700	19,900				80	
85	78.3	240.2	22,400	19,700	17,500			85	
90	77.0	238.4	22,000	19,500	17,400	15,700		90	
95	75.8	236.5	21,300	19,400	17,200	15,600		95	
100	74.5	234.5	20,600	19,200	17,100	15,500		100	
105	73.2	232.4	20,000	19,000	17,000	15,400		105	
110	72.0	230.1	19,500	18,800	16,900	15,300		110	
115	70.7	227.7	18,900	18,500	16,800	15,200		115	
120	69.3	225.1	18,400	18,000	16,700	15,100		120	
125	68.0	222.4	17,900	17,600	16,600	15,000		125	
130	66.7	219.6	17,500	17,200	16,400	14,900		130	
135	65.3	216.5	17,100	16,800	16,300	14,900		135	
140	63.9	213.4	16,700	16,400	16,100	14,800		140	
145	62.5	210.0	16,300	16,000	15,800	14,700		145	
150	61.1	206.5	15,900	15,700	15,400	14,700		150	
155	59.6	202.7	15,600	15,400	15,100	14,700		155	
160	58.1	198.8	15,200	15,000	14,800	14,600		160	
165	56.6	194.7	14,900	14,800	14,600	14,400		165	
170	55.1	190.3	14,700	14,500	14,300	14,200		170	
175	53.5	185.6	14,400	14,200	14,100	13,900		175	
180	51.8	180.7	14,100	14,000	13,800	13,700		180	
185	50.1	175.5	13,900	13,700	13,600	13,500		185	
190	48.4	170.0	13,600	13,500	13,400	13,200		190	
195	46.6	164.2	13,400	13,300	13,000	12,400		195	
200	44.7	157.9	13,200	12,900	12,300	11,600		200	
205	42.8	151.2	12,700	12,100	11,500	10,900		205	
210	40.7	143.9	11,900	11,300	10,800	10,200		210	
215								215	
220								220	
225								225	
230								230	
235								235	
240								240	

MLC250 S-2

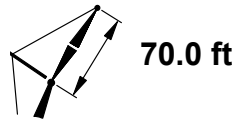
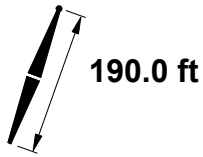


184,600 lb
+
44,000 lb



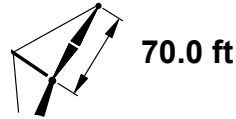
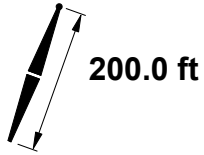
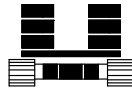
ft	5°						15°						ft	
	°	ft	184,600 lb + 44,000 lb				°	ft	184,600 lb + 44,000 lb					
			0°	1°	2°	3°			0°	1°	2°	3°		
lb	lb	lb	lb	lb	lb	lb	lb	lb	lb	lb	lb	lb		
55	80.1	263.5	29,500	23,200	18,700	15,600								55
60	79.0	262.5	29,100	23,100	18,700	15,600								60
65	77.9	261.4	28,600	23,100	18,700	15,600	80.6	259.9	26,100	22,000				65
70	76.7	260.1	28,100	23,100	18,600	15,500	79.5	258.6	25,800	22,000	18,900			70
75	75.6	258.8	27,600	23,000	18,600	15,500	78.3	257.3	25,400	21,700	18,900			75
80	74.4	257.4	27,100	22,900	18,500	15,500	77.2	255.9	25,000	21,500	18,900	15,800		80
85	73.3	255.8	26,600	22,600	18,500	15,500	76.0	254.3	24,700	21,200	18,600	15,800		85
90	72.1	254.2	26,200	22,300	18,400	15,400	74.8	252.7	24,300	20,900	18,500	15,800		90
95	71.0	252.4	25,700	21,900	18,400	15,400	73.6	250.9	24,000	20,700	18,300	15,800		95
100	69.8	250.5	25,400	21,700	18,300	15,400	72.5	249.0	23,600	20,500	18,100	15,800		100
105	68.6	248.5	24,900	21,300	18,200	15,300	71.3	247.0	23,300	20,200	17,900	15,800		105
110	67.4	246.4	24,500	21,100	18,200	15,300	70.1	244.8	23,000	20,000	17,800	15,800		110
115	66.2	244.2	24,100	20,800	18,200	15,300	68.8	242.6	22,700	19,800	17,600	15,800		115
120	65.0	241.8	23,800	20,400	18,000	15,300	67.6	240.2	22,300	19,500	17,400	15,700		120
125	63.7	239.3	23,400	20,100	17,900	15,200	66.4	237.7	22,100	19,400	17,300	15,500		125
130	62.5	236.6	23,100	19,900	17,600	15,200	65.1	235.0	21,700	19,100	17,000	15,400		130
135	61.2	233.9	22,700	19,600	17,400	15,200	63.8	232.2	21,400	18,900	16,900	15,300		135
140	60.0	230.9	22,300	19,400	17,200	15,200	62.6	229.2	21,200	18,700	16,800	15,200		140
145	58.7	227.8	22,000	19,100	17,000	15,100	61.3	226.1	20,900	18,600	16,600	15,100		145
150	57.3	224.6	21,700	18,900	16,800	15,100	59.9	222.8	20,600	18,400	16,500	14,900		150
155	56.0	221.2	21,000	18,600	16,600	15,000	58.6	219.4	20,400	18,200	16,300	14,800		155
160	54.7	217.6	19,700	18,500	16,400	14,900	57.2	215.8	20,200	18,000	16,300	14,700		160
165	53.3	213.8	18,500	17,400	16,300	14,700	55.8	212.0	19,400	17,800	16,100	14,700		165
170	51.9	209.8	17,400	16,400	15,500	14,600	54.4	208.0	18,200	17,200	15,900	14,500		170
175	50.4	205.7	16,300	15,400	14,500	13,700	53.0	203.8	17,100	16,200	15,300	14,400		175
180	49.0	201.3	15,300	14,500	13,700	12,900	51.5	199.3	16,100	15,200	14,400	13,600		180
185	47.5	196.6	14,400	13,600	12,800	12,100	50.0	194.6	15,100	14,300	13,500	12,800		185
190	45.9	191.8	13,500	12,800	12,100	11,400	48.4	189.7	14,200	13,400	12,700	12,000		190
195	44.3	186.6	12,700	12,000	11,300	10,700	46.8	184.5	13,300	12,600	11,900	11,200		195
200	42.7	181.2	11,900	11,200	10,600	10,000	45.1	179.0	12,500	11,800	11,200	10,500		200
205	41.0	175.4	11,100	10,500	9,900	9,400	43.4	173.1	11,700	11,100	10,500	9,900		205
210	39.3	169.2	10,400	9,900	9,300	8,800	41.7	166.9	11,000	10,400	9,800	9,200		210
215	37.5	162.7	9,700	9,200	8,700	8,200	39.8	160.2	10,200	9,700	9,100	8,600		215
220	35.6	155.7	9,100	8,600	8,100	7,600	37.9	153.1	9,500	9,000	8,500	8,000		220
225	33.6	148.2	8,500	8,000	7,500	7,100	35.9	145.4	8,900	8,400	7,900	7,500		225
230	31.5	140.0	7,900	7,400	7,000	6,600	33.7	137.1	8,200	7,800	7,300	6,900		230
235	29.2	131.1	7,300	6,900	6,500	6,100	31.4	128.0	7,600	7,200	6,800	6,400		235
240	26.8	121.3	6,700	6,400	6,000	5,600								240
245	24.1	110.3	6,200	5,900	5,500	5,200								245
250	21.1	97.7	5,700	5,400	5,100	4,800								250

MLC250 S-2



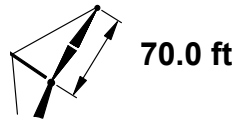
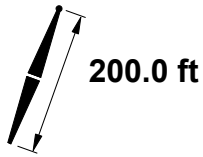
		25°					
		0°					
		1°					
		2°					
		3°					
ft	°	ft	lb	lb	lb	lb	ft
55							55
60							60
65							65
70							70
75							75
80	79.9	252.2	22,800	19,900			80
85	78.7	250.6	22,500	19,700	17,500		85
90	77.6	249.0	22,200	19,500	17,400	15,700	90
95	76.4	247.2	21,600	19,400	17,300	15,600	95
100	75.2	245.2	21,000	19,200	17,100	15,500	100
105	73.9	243.2	20,400	19,000	17,000	15,400	105
110	72.7	241.0	19,800	18,900	16,900	15,300	110
115	71.5	238.7	19,300	18,700	16,800	15,200	115
120	70.2	236.3	18,700	18,400	16,700	15,200	120
125	69.0	233.7	18,300	17,900	16,600	15,100	125
130	67.7	231.0	17,800	17,500	16,500	15,000	130
135	66.4	228.1	17,400	17,100	16,400	14,900	135
140	65.1	225.1	17,000	16,700	16,300	14,900	140
145	63.8	222.0	16,600	16,300	16,100	14,800	145
150	62.4	218.6	16,200	16,000	15,800	14,700	150
155	61.0	215.1	15,900	15,700	15,400	14,600	155
160	59.6	211.4	15,600	15,400	15,100	14,600	160
165	58.2	207.5	15,300	15,100	14,900	14,600	165
170	56.8	203.4	15,000	14,800	14,600	14,400	170
175	55.3	199.1	14,700	14,500	14,300	14,200	175
180	53.8	194.6	14,400	14,300	14,100	14,000	180
185	52.2	189.8	14,200	14,000	13,900	13,400	185
190	50.6	184.7	13,900	13,800	13,300	12,600	190
195	49.0	179.3	13,700	13,200	12,500	11,800	195
200	47.2	173.6	13,000	12,400	11,700	11,000	200
205	45.5	167.6	12,200	11,600	10,900	10,300	205
210	43.7	161.1	11,400	10,800	10,200	9,700	210
215	41.7	154.2	10,600	10,100	9,500	9,000	215
220							220
225							225
230							230
235							235
240							240
245							245
250							250

MLC250 S-2



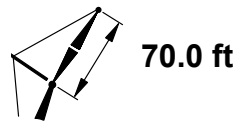
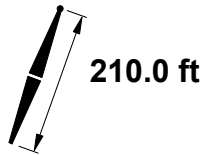
	5°							15°							
	ft	°	ft	184,600 lb + 44,000 lb				ft	°	ft	134 + B10				
				0°	1°	2°	3°				0°	1°	2°	3°	
55	80.5	273.7	29,500												55
60	79.4	272.7	29,200	23,000											60
65	78.3	271.6	28,700	23,000	18,500										65
70	77.2	270.4	28,200	22,900	18,500	15,400		81.0	270.1	26,100	22,000				70
75	76.1	269.2	27,700	22,800	18,400	15,400	78.8	267.7	25,400	21,700	18,700				75
80	75.0	267.8	27,200	22,700	18,400	15,400	77.6	266.3	25,100	21,400	18,700	15,700			80
85	73.9	266.3	26,800	22,600	18,300	15,300	76.5	264.8	24,700	21,200	18,700	15,700			85
90	72.8	264.7	26,300	22,400	18,300	15,300	75.4	263.2	24,400	20,900	18,500	15,700			90
95	71.7	263.0	25,900	22,000	18,300	15,300	74.3	261.5	24,100	20,700	18,300	15,700			95
100	70.6	261.2	25,500	21,700	18,200	15,200	73.2	259.7	23,700	20,500	18,100	15,700			100
105	69.4	259.3	25,100	21,400	18,100	15,200	72.0	257.7	23,400	20,300	18,000	15,700			105
110	68.3	257.3	24,700	21,100	18,100	15,200	70.9	255.7	23,100	20,100	17,800	15,700			110
115	67.1	255.1	24,400	20,900	18,000	15,200	69.7	253.5	22,800	19,800	17,600	15,700			115
120	66.0	252.9	24,000	20,600	18,000	15,200	68.5	251.2	22,500	19,700	17,500	15,700			120
125	64.8	250.5	23,600	20,300	17,900	15,100	67.3	248.8	22,200	19,400	17,300	15,600			125
130	63.6	248.0	23,300	20,000	17,800	15,100	66.1	246.3	22,000	19,300	17,100	15,500			130
135	62.4	245.3	22,900	19,800	17,500	15,000	64.9	243.6	21,600	19,100	17,000	15,300			135
140	61.2	242.5	22,600	19,500	17,300	15,000	63.7	240.8	21,300	18,900	16,800	15,200			140
145	60.0	239.6	22,200	19,300	17,100	15,000	62.5	237.9	21,100	18,700	16,700	15,100			145
150	58.7	236.5	21,900	19,100	16,900	15,000	61.2	234.8	20,900	18,400	16,600	15,000			150
155	57.4	233.3	20,500	18,800	16,800	15,000	59.9	231.5	20,600	18,300	16,400	14,900			155
160	56.2	229.9	19,200	18,100	16,600	15,000	58.6	228.1	20,200	18,200	16,300	14,700			160
165	54.9	226.3	18,000	16,900	15,900	14,800	57.3	224.5	19,000	17,900	16,100	14,700			165
170	53.5	222.6	16,900	15,900	14,900	14,000	56.0	220.7	17,800	16,800	15,800	14,600			170
175	52.2	218.7	15,900	14,900	14,000	13,100	54.6	216.8	16,700	15,800	14,800	13,900			175
180	50.8	214.5	14,900	14,000	13,100	12,300	53.2	212.6	15,700	14,800	13,900	13,000			180
185	49.4	210.2	14,000	13,100	12,300	11,500	51.8	208.2	14,700	13,900	13,000	12,200			185
190	48.0	205.7	13,100	12,300	11,500	10,800	50.4	203.7	13,800	13,000	12,200	11,500			190
195	46.5	200.9	12,200	11,500	10,800	10,100	48.9	198.8	12,900	12,200	11,400	10,700			195
200	45.0	195.9	11,400	10,800	10,100	9,400	47.4	193.7	12,100	11,400	10,700	10,000			200
205	43.5	190.5	10,700	10,000	9,400	8,800	45.8	188.4	11,300	10,600	10,000	9,400			205
210	41.9	184.9	10,000	9,400	8,800	8,200	44.2	182.7	10,500	9,900	9,300	8,700			210
215	40.2	179.0	9,300	8,700	8,200	7,600	42.5	176.6	9,800	9,200	8,700	8,100			215
220	38.5	172.7	8,600	8,100	7,600	7,100	40.8	170.2	9,100	8,600	8,000	7,500			220
225	36.7	166.0	8,000	7,500	7,000	6,500	39.0	163.4	8,500	8,000	7,500	7,000			225
230	34.9	158.8	7,400	6,900	6,500	6,000	37.1	156.1	7,800	7,400	6,900	6,400			230
235	32.9	151.0	6,800	6,400	6,000	5,600	35.1	148.2	7,200	6,800	6,300	5,900			235
240	30.8	142.7	6,300	5,900	5,500	5,100	33.0	139.7	6,600	6,200	5,800	5,400			240
245	28.6	133.6	5,800	5,400	5,000	4,600	30.7	130.4	6,100	5,700	5,300	4,900			245
250	26.3	123.6	5,300	4,900	4,600	4,200									250
255	23.7	112.3	4,800	4,400	4,100										255
260	20.7	99.5	4,300	4,000											260

MLC250 S-2



		25°					
		0°					
		1°					
		2°					
		3°					
ft	°	ft	lb	lb	lb	lb	ft
55							55
60							60
65							65
70							70
75							75
80	80.3	262.6	22,800				80
85	79.2	261.1	22,600	19,700			85
90	78.0	259.5	22,300	19,600	17,400		90
95	76.9	257.7	21,900	19,400	17,300	15,600	95
100	75.7	255.9	21,200	19,200	17,200	15,400	100
105	74.6	253.9	20,700	19,100	17,100	15,400	105
110	73.4	251.9	20,100	18,900	16,900	15,300	110
115	72.2	249.7	19,600	18,800	16,800	15,200	115
120	71.0	247.3	19,100	18,600	16,700	15,200	120
125	69.8	244.9	18,600	18,200	16,700	15,100	125
130	68.6	242.3	18,100	17,800	16,500	15,000	130
135	67.4	239.6	17,700	17,400	16,400	14,900	135
140	66.1	236.7	17,300	17,000	16,400	14,900	140
145	64.9	233.7	16,900	16,600	16,200	14,800	145
150	63.6	230.6	16,600	16,300	16,000	14,700	150
155	62.3	227.2	16,200	16,000	15,700	14,700	155
160	61.0	223.7	15,900	15,700	15,400	14,600	160
165	59.6	220.1	15,600	15,400	15,100	14,500	165
170	58.3	216.2	15,300	15,100	14,900	14,500	170
175	56.9	212.2	15,000	14,800	14,600	14,400	175
180	55.5	207.9	14,700	14,500	14,400	13,800	180
185	54.0	203.5	14,500	14,300	13,700	12,900	185
190	52.5	198.8	14,200	13,700	12,900	12,100	190
195	51.0	193.8	13,600	12,800	12,000	11,300	195
200	49.5	188.6	12,700	12,000	11,300	10,600	200
205	47.8	183.0	11,900	11,200	10,500	9,900	205
210	46.2	177.2	11,100	10,400	9,800	9,200	210
215	44.4	170.9	10,300	9,700	9,100	8,500	215
220	42.6	164.3	9,600	9,000	8,500	7,900	220
225	40.8	157.2	8,900	8,300	7,800	7,300	225
230							230
235							235
240							240
245							245
250							250
255							255
260							260

MLC250 S-2

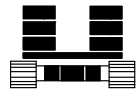


	5°							15°							
	ft	°	ft	184,600 lb + 44,000 lb				ft	°	ft	184,600 lb + 44,000 lb				ft
				0°	1°	2°	3°				0°	1°	2°	3°	
lb	lb	lb	lb	lb	lb	lb	lb	lb	lb	lb	lb	lb	lb		
55	80.8	283.8	29,500											55	
60	79.8	282.9	29,200	22,800										60	
65	78.7	281.9	28,700	22,800	18,400									65	
70	77.7	280.7	28,200	22,700	18,300	15,300	80.2	279.2	25,800					70	
75	76.6	279.5	27,800	22,600	18,300	15,200	79.2	278.0	25,400	21,700				75	
80	75.6	278.2	27,300	22,500	18,200	15,200	78.1	276.6	25,100	21,500	18,600			80	
85	74.5	276.8	26,900	22,500	18,100	15,200	77.0	275.2	24,800	21,200	18,600	15,500		85	
90	73.5	275.2	26,400	22,400	18,100	15,200	76.0	273.7	24,500	21,000	18,500	15,500		90	
95	72.4	273.6	26,000	22,100	18,100	15,100	74.9	272.0	24,200	20,800	18,300	15,500		95	
100	71.3	271.9	25,600	21,800	18,000	15,100	73.8	270.3	23,900	20,500	18,100	15,500		100	
105	70.2	270.0	25,200	21,500	18,000	15,100	72.7	268.4	23,500	20,300	18,000	15,500		105	
110	69.1	268.1	24,800	21,200	17,900	15,100	71.6	266.5	23,200	20,100	17,800	15,500		110	
115	68.0	266.0	24,500	20,900	17,900	15,000	70.5	264.4	22,900	19,900	17,600	15,500		115	
120	66.9	263.9	24,100	20,700	17,800	15,000	69.3	262.2	22,700	19,700	17,400	15,500		120	
125	65.8	261.6	23,800	20,400	17,800	15,000	68.2	259.9	22,400	19,500	17,400	15,500		125	
130	64.6	259.2	23,500	20,100	17,800	15,000	67.1	257.5	22,100	19,400	17,200	15,500		130	
135	63.5	256.6	23,100	19,900	17,600	14,900	65.9	254.9	21,900	19,100	17,000	15,400		135	
140	62.3	254.0	22,800	19,600	17,400	14,900	64.7	252.3	21,500	19,000	16,900	15,200		140	
145	61.1	251.2	22,500	19,500	17,200	14,900	63.6	249.5	21,300	18,800	16,800	15,200		145	
150	60.0	248.2	22,100	19,200	17,000	14,800	62.4	246.5	21,000	18,600	16,600	15,000		150	
155	58.8	245.2	20,000	18,700	16,800	14,800	61.2	243.4	20,800	18,400	16,500	14,900		155	
160	57.5	241.9	18,700	17,500	16,300	14,800	59.9	240.2	19,800	18,300	16,300	14,800		160	
165	56.3	238.6	17,500	16,400	15,300	14,300	58.7	236.8	18,500	17,400	16,200	14,700		165	
170	55.0	235.0	16,400	15,300	14,300	13,400	57.4	233.2	17,400	16,300	15,200	14,200		170	
175	53.8	231.3	15,400	14,400	13,400	12,500	56.1	229.5	16,300	15,300	14,300	13,300		175	
180	52.5	227.5	14,400	13,400	12,500	11,700	54.8	225.6	15,200	14,300	13,400	12,500		180	
185	51.2	223.4	13,400	12,600	11,700	10,900	53.5	221.5	14,300	13,400	12,500	11,700		185	
190	49.8	219.1	12,600	11,700	10,900	10,200	52.2	217.2	13,300	12,500	11,700	10,900		190	
195	48.4	214.7	11,700	10,900	10,200	9,500	50.8	212.6	12,500	11,700	10,900	10,200		195	
200	47.0	210.0	10,900	10,200	9,500	8,800	49.3	207.9	11,600	10,900	10,200	9,500		200	
205	45.6	205.0	10,200	9,500	8,800	8,200	47.9	202.9	10,800	10,100	9,500	8,800		205	
210	44.1	199.9	9,500	8,800	8,200	7,600	46.4	197.7	10,100	9,400	8,800	8,200		210	
215	42.6	194.4	8,800	8,200	7,600	7,000	44.9	192.1	9,400	8,700	8,100	7,600		215	
220	41.1	188.6	8,100	7,600	7,000	6,500	43.3	186.3	8,700	8,100	7,500	7,000		220	
225	39.4	182.5	7,500	7,000	6,400	5,900	41.7	180.1	8,000	7,500	6,900	6,400		225	
230	37.8	176.0	6,900	6,400	5,900	5,400	40.0	173.5	7,400	6,900	6,400	5,900		230	
235	36.0	169.1	6,300	5,900	5,400	5,000	38.2	166.5	6,800	6,300	5,800	5,400		235	
240	34.2	161.8	5,800	5,300	4,900	4,500	36.3	159.0	6,200	5,700	5,300	4,900		240	
245	32.3	153.9	5,300	4,800	4,400	4,000	34.4	151.0	5,600	5,200	4,800	4,400		245	
250	30.3	145.3	4,800	4,400	4,000		32.3	142.3	5,100	4,700	4,300			250	
255	28.1	136.0	4,300				30.1	132.7	4,600	4,200				255	

MLC250 S-2



134
+
B10



184,600 lb
+
44,000 lb

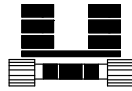


210.0 ft

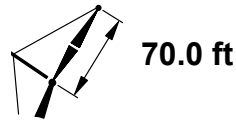
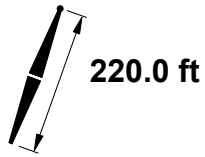
70.0 ft

		25°						
	ft	°	ft	0° lb	1° lb	2° lb	3° lb	ft
55								55
60								60
65								65
70								70
75								75
80	80.7		272.9	22,800				80
85	79.6		271.5	22,600	19,700			85
90	78.5		269.9	22,400	19,600	17,400		90
95	77.4		268.3	22,100	19,400	17,200	15,500	95
100	76.3		266.5	21,500	19,300	17,200	15,400	100
105	75.2		264.6	21,000	19,100	17,100	15,400	105
110	74.1		262.6	20,400	19,000	16,900	15,300	110
115	72.9		260.5	19,900	18,800	16,800	15,200	115
120	71.8		258.3	19,400	18,700	16,700	15,100	120
125	70.6		256.0	18,900	18,500	16,600	15,100	125
130	69.5		253.5	18,500	18,100	16,600	15,000	130
135	68.3		250.9	18,000	17,700	16,500	15,000	135
140	67.1		248.2	17,600	17,300	16,400	14,900	140
145	65.9		245.3	17,200	16,900	16,300	14,800	145
150	64.7		242.3	16,900	16,600	16,200	14,800	150
155	63.5		239.2	16,500	16,300	16,000	14,700	155
160	62.2		235.8	16,200	15,900	15,700	14,700	160
165	61.0		232.4	15,900	15,600	15,400	14,600	165
170	59.7		228.8	15,600	15,400	15,200	14,500	170
175	58.4		224.9	15,300	15,100	14,900	14,100	175
180	57.0		220.9	15,000	14,800	14,100	13,200	180
185	55.7		216.8	14,800	14,100	13,200	12,400	185
190	54.3		212.4	14,100	13,200	12,400	11,600	190
195	52.9		207.7	13,200	12,300	11,600	10,800	195
200	51.4		202.9	12,300	11,500	10,800	10,100	200
205	49.9		197.8	11,400	10,700	10,000	9,400	205
210	48.4		192.4	10,700	10,000	9,300	8,700	210
215	46.8		186.7	9,900	9,300	8,600	8,000	215
220	45.2		180.6	9,200	8,600	8,000	7,400	220
225	43.5		174.2	8,500	7,900	7,400	6,800	225
230	41.7		167.4	7,800	7,300	6,700	6,200	230
235								235
240								240
245								245
250								250
255								255

MLC250 S-2

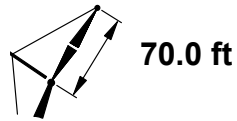
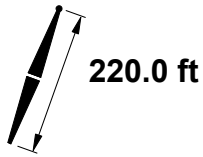


184,600 lb
+
44,000 lb



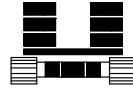
	5°							15°						
	ft	°	ft	0° lb	1° lb	2° lb	3° lb	°	ft	0° lb	1° lb	2° lb	3° lb	ft
60	80.1	293.1	29,100											60
65	79.1	292.1	28,700	22,500										65
70	78.1	291.0	28,200	22,500	18,100									70
75	77.1	289.8	27,800	22,400	18,100	15,100		80.6	289.4	25,700	21,600			75
80	76.1	288.5	27,300	22,300	18,000	15,100		79.6	288.3	25,400	21,400	18,400		80
85	75.1	287.2	26,900	22,200	18,000	15,000		78.5	287.0	25,100	21,400			85
90	74.0	285.7	26,500	22,100	18,000	15,000		77.5	285.6	24,800	21,200	18,400	15,400	90
95	73.0	284.1	26,100	22,100	17,900	15,000		76.5	284.1	24,500	21,000	18,400	15,400	95
100	72.0	282.5	25,700	21,900	17,800	14,900		75.4	282.6	24,200	20,800	18,300	15,400	100
105	70.9	280.7	25,400	21,500	17,800	14,900		74.4	280.9	23,900	20,500	18,100	15,400	105
110	69.9	278.8	25,000	21,300	17,800	14,900		73.3	279.1	23,600	20,400	18,000	15,400	110
115	68.8	276.9	24,700	21,000	17,800	14,900		72.3	277.2	23,300	20,100	17,800	15,400	115
120	67.7	274.8	24,300	20,700	17,700	14,900		71.2	275.2	23,100	20,000	17,600	15,400	120
125	66.6	272.6	23,900	20,500	17,700	14,800		70.1	273.1	22,800	19,700	17,500	15,400	125
130	65.6	270.3	23,600	20,200	17,600	14,800		69.0	270.9	22,500	19,600	17,400	15,400	130
135	64.5	267.8	23,300	20,000	17,600	14,800		67.9	268.6	22,300	19,400	17,200	15,400	135
140	63.4	265.3	23,000	19,800	17,400	14,800		66.8	266.2	22,000	19,300	17,100	15,400	140
145	62.2	262.6	22,400	19,500	17,300	14,800		65.7	263.6	21,800	19,100	17,000	15,200	145
150	61.1	259.8	20,900	19,300	17,100	14,700		64.6	260.9	21,500	18,800	16,800	15,200	150
155	60.0	256.9	19,500	18,200	16,900	14,700		63.4	258.1	21,200	18,700	16,600	15,000	155
160	58.8	253.8	18,300	17,000	15,800	14,600		62.3	255.1	20,700	18,600	16,500	15,000	160
165	57.6	250.6	17,100	15,900	14,700	13,700		61.1	252.1	19,400	18,100	16,500	14,900	165
170	56.4	247.3	16,000	14,800	13,800	12,800		59.9	248.8	18,100	16,900	15,700	14,600	170
175	55.2	243.8	14,900	13,900	12,900	11,900		58.7	245.4	17,000	15,800	14,700	13,700	175
180	54.0	240.1	13,900	12,900	12,000	11,100		57.5	241.9	15,900	14,800	13,800	12,800	180
185	52.8	236.3	13,000	12,100	11,200	10,300		56.3	238.2	14,800	13,800	12,900	11,900	185
190	51.5	232.2	12,100	11,200	10,400	9,600		55.0	234.3	13,900	12,900	12,000	11,100	190
195	50.2	228.0	11,300	10,500	9,700	8,900		53.8	230.3	12,900	12,000	11,200	10,400	195
200	48.9	223.6	10,500	9,700	9,000	8,300		52.5	226.0	12,100	11,200	10,400	9,600	200
205	47.5	219.0	9,700	9,000	8,300	7,600		51.1	221.6	11,200	10,400	9,700	8,900	205
210	46.2	214.2	9,000	8,300	7,700	7,000		49.8	216.9	10,400	9,700	9,000	8,300	210
215	44.8	209.1	8,300	7,700	7,100	6,500		48.4	212.1	9,700	9,000	8,300	7,600	215
220	43.3	203.8	7,700	7,100	6,500	5,900		47.0	206.9	9,000	8,300	7,700	7,000	220
225	41.8	198.2	7,000	6,500	5,900	5,400		45.5	201.5	8,300	7,600	7,000	6,500	225
230	40.3	192.2	6,500	5,900	5,400	4,900		44.0	195.8	7,600	7,000	6,500	5,900	230
235	38.7	186.0	5,900	5,400	4,900	4,400		42.4	189.8	7,000	6,400	5,900	5,400	235
240	37.1	179.3	5,300	4,900	4,400			40.8	183.5	6,400	5,900	5,400	4,900	240
245	35.4	172.3	4,800	4,400				39.2	176.8	5,800	5,300	4,800	4,400	245
250	33.6	164.7	4,300					37.4	169.6	5,200	4,800	4,300		250
255								35.6	161.9	4,700	4,300			255
								33.7	153.7	4,200				255

MLC250 S-2

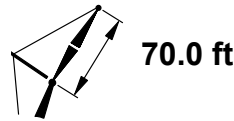
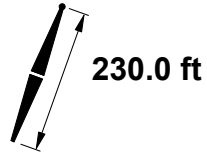


		25°					
		0°					
		1°					
		2°					
		3°					
ft	°	ft	lb	lb	lb	lb	ft
60							60
65							65
70							70
75							75
80	81.0	283.2	22,800				80
85	80.0	281.8	22,600	19,700			85
90	78.9	280.3	22,400	19,500	17,300		90
95	77.9	278.7	22,200	19,400	17,200	15,500	95
100	76.8	277.0	21,800	19,300	17,100	15,400	100
105	75.7	275.2	21,300	19,100	17,000	15,300	105
110	74.7	273.3	20,700	19,000	16,900	15,300	110
115	73.6	271.3	20,200	18,800	16,800	15,200	115
120	72.5	269.2	19,700	18,700	16,800	15,100	120
125	71.4	266.9	19,200	18,600	16,600	15,000	125
130	70.3	264.6	18,800	18,400	16,600	15,000	130
135	69.1	262.1	18,300	18,000	16,500	14,900	135
140	68.0	259.5	17,900	17,600	16,400	14,900	140
145	66.9	256.8	17,500	17,200	16,300	14,800	145
150	65.7	253.9	17,200	16,900	16,200	14,700	150
155	64.5	250.9	16,800	16,500	16,200	14,700	155
160	63.3	247.8	16,500	16,200	16,000	14,700	160
165	62.1	244.5	16,200	15,900	15,700	14,600	165
170	60.9	241.0	15,900	15,600	15,400	14,600	170
175	59.7	237.4	15,600	15,400	14,600	13,600	175
180	58.4	233.6	15,300	14,700	13,700	12,700	180
185	57.1	229.7	14,700	13,700	12,800	11,900	185
190	55.8	225.6	13,700	12,800	11,900	11,100	190
195	54.5	221.2	12,800	11,900	11,100	10,300	195
200	53.1	216.7	11,900	11,100	10,300	9,600	200
205	51.7	211.9	11,100	10,300	9,600	8,900	205
210	50.3	206.9	10,300	9,600	8,900	8,200	210
215	48.9	201.6	9,500	8,900	8,200	7,600	215
220	47.4	196.1	8,800	8,200	7,600	7,000	220
225	45.8	190.2	8,100	7,500	6,900	6,400	225
230	44.2	184.0	7,400	6,900	6,300	5,800	230
235	42.6	177.5	6,800	6,300	5,700	5,200	235
240	40.8	170.5	6,200	5,700	5,200	4,700	240
245							245
250							250
255							255

MLC250 S-2

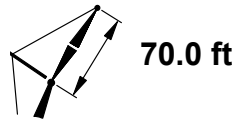
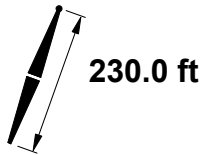


184,600 lb
+
44,000 lb



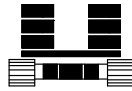
	5°							15°						
	ft	°	ft	lb				°	ft	lb				ft
				0°	1°	2°	3°			0°	1°	2°	3°	
60	80.5	303.2	29,100											60
65	79.5	302.3	28,600	22,300										65
70	78.5	301.2	28,200	22,300	17,900			80.9	299.7	25,700				70
75	77.6	300.1	27,800	22,200	17,900	14,900		79.9	298.5	25,400	21,600			75
80	76.6	298.9	27,400	22,100	17,800	14,900		78.9	297.3	25,100	21,400	18,200		80
85	75.6	297.5	26,900	22,000	17,800	14,900		77.9	296.0	24,800	21,100	18,200	15,200	85
90	74.6	296.1	26,500	21,900	17,700	14,900		76.9	294.5	24,500	20,900	18,200	15,200	90
95	73.6	294.6	26,100	21,800	17,700	14,800		75.9	293.0	24,300	20,800	18,200	15,200	95
100	72.6	293.0	25,800	21,800	17,700	14,800		74.9	291.4	24,000	20,600	18,100	15,200	100
105	71.6	291.3	25,400	21,600	17,600	14,800		73.9	289.7	23,700	20,300	18,000	15,200	105
110	70.6	289.5	25,100	21,300	17,600	14,700		72.9	287.9	23,400	20,100	17,800	15,200	110
115	69.5	287.6	24,700	21,100	17,600	14,700		71.9	286.0	23,100	20,000	17,700	15,200	115
120	68.5	285.6	24,400	20,800	17,500	14,700		70.8	284.0	22,900	19,800	17,500	15,200	120
125	67.5	283.5	24,000	20,500	17,400	14,700		69.8	281.8	22,600	19,600	17,300	15,200	125
130	66.4	281.3	23,800	20,300	17,400	14,700		68.7	279.6	22,400	19,400	17,200	15,200	130
135	65.4	279.0	23,400	20,100	17,400	14,700		67.7	277.3	22,100	19,300	17,100	15,200	135
140	64.3	276.5	23,100	19,900	17,400	14,600		66.6	274.8	21,900	19,100	17,000	15,200	140
145	63.2	274.0	21,800	19,600	17,400	14,600		65.5	272.2	21,600	18,900	16,800	15,200	145
150	62.2	271.3	20,300	18,800	17,200	14,600		64.4	269.6	21,400	18,700	16,700	15,100	150
155	61.1	268.5	18,900	17,500	16,200	14,600		63.3	266.7	20,200	18,600	16,500	15,000	155
160	60.0	265.6	17,700	16,300	15,100	13,900		62.2	263.8	18,900	17,500	16,200	14,800	160
165	58.8	262.5	16,500	15,200	14,100	13,000		61.1	260.7	17,600	16,300	15,100	14,000	165
170	57.7	259.3	15,400	14,200	13,100	12,100		59.9	257.5	16,400	15,200	14,100	13,000	170
175	56.6	256.0	14,300	13,200	12,200	11,200		58.8	254.1	15,300	14,200	13,100	12,100	175
180	55.4	252.5	13,300	12,300	11,300	10,400		57.6	250.6	14,300	13,200	12,200	11,300	180
185	54.2	248.8	12,400	11,400	10,500	9,600		56.4	246.9	13,300	12,300	11,400	10,500	185
190	53.0	245.0	11,500	10,600	9,700	8,900		55.2	243.1	12,400	11,500	10,600	9,700	190
195	51.8	241.1	10,700	9,800	9,000	8,200		54.0	239.1	11,500	10,600	9,800	9,000	195
200	50.6	236.9	9,900	9,100	8,300	7,600		52.7	234.9	10,700	9,800	9,100	8,300	200
205	49.3	232.6	9,100	8,400	7,600	6,900		51.5	230.5	9,900	9,100	8,300	7,600	205
210	48.0	228.0	8,400	7,700	7,000	6,300		50.2	226.0	9,100	8,400	7,700	7,000	210
215	46.7	223.3	7,700	7,000	6,400	5,800		48.8	221.2	8,400	7,700	7,000	6,400	215
220	45.3	218.3	7,100	6,400	5,800	5,200		47.5	216.1	7,700	7,100	6,400	5,800	220
225	44.0	213.1	6,400	5,800	5,300	4,700		46.1	210.9	7,100	6,400	5,800	5,300	225
230	42.5	207.6	5,800	5,300	4,700	4,200		44.6	205.3	6,400	5,800	5,300	4,700	230
235	41.1	201.8	5,300	4,700	4,200			43.2	199.5	5,800	5,300	4,700	4,200	235
240	39.6	195.8	4,700	4,200				41.6	193.3	5,200	4,700	4,200		240
245	38.0	189.4	4,200					40.1	186.8	4,700	4,200			245
250								38.4	179.9	4,200				250

MLC250 S-2



		25°					
		0°					
		1°					
		2°					
		3°					
ft	°	ft	lb	lb	lb	lb	ft
60							60
65							65
70							70
75							75
80							80
85	80.3	292.2	22,600				85
90	79.3	290.7	22,400	19,500			90
95	78.3	289.2	22,200	19,400	17,200		95
100	77.3	287.6	22,000	19,200	17,100	14,600	100
105	76.2	285.8	21,500	19,100	17,000	14,600	105
110	75.2	284.0	21,000	19,000	16,900	14,600	110
115	74.2	282.1	20,500	18,900	16,800	14,600	115
120	73.1	280.0	20,000	18,700	16,700	14,600	120
125	72.1	277.9	19,500	18,600	16,600	14,600	125
130	71.0	275.6	19,100	18,500	16,500	14,600	130
135	69.9	273.2	18,600	18,300	16,400	14,600	135
140	68.8	270.7	18,200	17,900	16,400	14,600	140
145	67.7	268.1	17,800	17,500	16,300	14,600	145
150	66.6	265.4	17,500	17,200	16,300	14,600	150
155	65.5	262.5	17,100	16,800	16,200	14,600	155
160	64.4	259.5	16,800	16,500	16,100	14,600	160
165	63.2	256.4	16,500	16,200	15,900	14,600	165
170	62.1	253.1	16,200	15,900	15,100	14,000	170
175	60.9	249.7	15,900	15,200	14,100	13,000	175
180	59.7	246.1	15,200	14,100	13,100	12,100	180
185	58.5	242.3	14,200	13,200	12,200	11,300	185
190	57.2	238.4	13,200	12,300	11,400	10,500	190
195	56.0	234.3	12,300	11,400	10,500	9,700	195
200	54.7	230.1	11,400	10,600	9,800	9,000	200
205	53.4	225.6	10,600	9,800	9,000	8,300	205
210	52.1	220.9	9,800	9,000	8,300	7,600	210
215	50.7	216.0	9,000	8,300	7,600	7,000	215
220	49.3	210.8	8,300	7,600	7,000	6,400	220
225	47.9	205.4	7,600	7,000	6,400	5,800	225
230	46.4	199.7	6,900	6,300	5,800	5,200	230
235	44.9	193.7	6,300	5,700	5,200	4,600	235
240	43.3	187.4	5,700	5,100	4,600	4,100	240
245	41.7	180.6	5,100	4,600	4,100		245
250							250

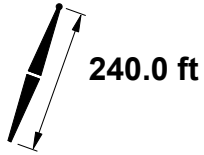
MLC250 S-2



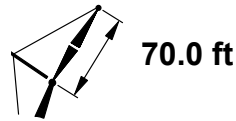
184,600 lb
+
44,000 lb



360°



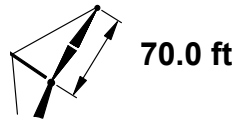
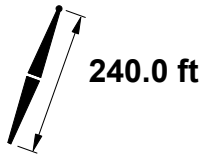
240.0 ft



70.0 ft

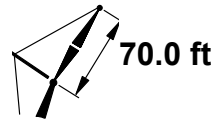
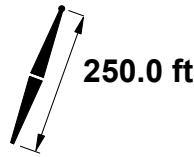
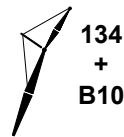
	5°							15°						
	ft	°	ft	lb				°	ft	lb				ft
				0°	1°	2°	3°			0°	1°	2°	3°	
60	80.8	313.4	29,000											60
65	79.9	312.5	28,600	22,000										65
70	78.9	311.5	28,100	22,000	17,700									70
75	78.0	310.4	27,800	21,900	17,700	14,700	80.2	308.8	25,400					75
80	77.0	309.2	27,300	21,800	17,600	14,700	79.3	307.6	25,100	21,300				80
85	76.1	307.9	27,000	21,800	17,600	14,700	78.3	306.3	24,800	21,100	18,000			85
90	75.1	306.5	26,600	21,700	17,500	14,600	77.4	304.9	24,500	20,900	18,000	15,000		90
95	74.1	305.1	26,200	21,600	17,500	14,600	76.4	303.5	24,300	20,700	18,000	15,000		95
100	73.2	303.5	25,800	21,600	17,500	14,600	75.4	301.9	24,000	20,500	18,000	15,000		100
105	72.2	301.9	25,500	21,500	17,400	14,600	74.4	300.3	23,800	20,300	17,900	15,000		105
110	71.2	300.2	25,100	21,300	17,400	14,600	73.5	298.5	23,500	20,200	17,800	15,000		110
115	70.2	298.3	24,800	21,000	17,300	14,600	72.5	296.7	23,200	20,000	17,600	15,000		115
120	69.2	296.4	24,500	20,900	17,300	14,500	71.5	294.7	22,900	19,800	17,500	15,000		120
125	68.2	294.4	24,100	20,600	17,300	14,500	70.5	292.7	22,600	19,600	17,300	15,000		125
130	67.2	292.2	23,900	20,300	17,300	14,500	69.5	290.6	22,500	19,500	17,200	15,000		130
135	66.2	290.0	23,500	20,100	17,200	14,500	68.4	288.3	22,200	19,200	17,000	15,000		135
140	65.2	287.7	22,900	19,900	17,200	14,500	67.4	285.9	22,000	19,100	17,000	15,000		140
145	64.2	285.2	21,300	19,600	17,200	14,500	66.4	283.5	21,700	18,900	16,800	15,000		145
150	63.1	282.6	19,800	18,300	16,800	14,400	65.3	280.9	21,200	18,800	16,700	15,000		150
155	62.1	280.0	18,500	17,000	15,600	14,300	64.3	278.2	19,800	18,200	16,600	15,000		155
160	61.0	277.1	17,200	15,800	14,500	13,300	63.2	275.4	18,400	17,000	15,700	14,400		160
165	60.0	274.2	16,000	14,700	13,500	12,400	62.1	272.4	17,200	15,800	14,600	13,400		165
170	58.9	271.2	14,900	13,700	12,500	11,500	61.0	269.4	16,000	14,800	13,600	12,500		170
175	57.8	268.0	13,800	12,700	11,600	10,600	59.9	266.1	14,900	13,700	12,600	11,600		175
180	56.7	264.7	12,800	11,800	10,800	9,800	58.8	262.8	13,900	12,800	11,700	10,700		180
185	55.5	261.2	11,900	10,900	10,000	9,100	57.7	259.3	12,900	11,900	10,900	9,900		185
190	54.4	257.6	11,000	10,100	9,200	8,300	56.5	255.7	12,000	11,000	10,100	9,200		190
195	53.2	253.8	10,200	9,300	8,500	7,600	55.4	251.9	11,100	10,200	9,300	8,500		195
200	52.1	249.9	9,400	8,600	7,800	7,000	54.2	247.9	10,200	9,400	8,600	7,800		200
205	50.9	245.8	8,600	7,900	7,100	6,400	53.0	243.8	9,400	8,600	7,900	7,100		205
210	49.7	241.5	7,900	7,200	6,500	5,800	51.8	239.4	8,700	7,900	7,200	6,500		210
215	48.4	237.0	7,200	6,500	5,900	5,200	50.5	234.9	8,000	7,200	6,500	5,900		215
220	47.2	232.4	6,600	5,900	5,300	4,700	49.2	230.2	7,300	6,600	5,900	5,300		220
225	45.9	227.5	6,000	5,300	4,700	4,100	47.9	225.3	6,600	6,000	5,400	4,700		225
230	44.5	222.4	5,400	4,800	4,200		46.6	220.1	6,000	5,400	4,800	4,200		230
235	43.2	217.0	4,800	4,200			45.2	214.7	5,400	4,800	4,300			235
240	41.8	211.4	4,300				43.8	209.0	4,800	4,300				240
245							42.4	203.0	4,300					245
250														250

MLC250 S-2



		25°					
		0°					
		1°					
		2°					
		3°					
ft	°	ft	lb	lb	lb	lb	ft
60							60
65							65
70							70
75							75
80							80
85	80.6	302.5	22,600				85
90	79.7	301.1	22,400	19,500			90
95	78.7	299.6	22,200	19,400	17,100		95
100	77.7	298.0	22,000	19,200	17,000	13,500	100
105	76.7	296.4	21,800	19,100	16,900	13,500	105
110	75.7	294.6	21,200	19,000	16,800	13,500	110
115	74.7	292.7	20,700	18,800	16,800	13,500	115
120	73.7	290.8	20,200	18,700	16,700	13,500	120
125	72.7	288.7	19,800	18,600	16,500	13,500	125
130	71.7	286.5	19,300	18,500	16,500	13,500	130
135	70.6	284.2	18,900	18,400	16,500	13,500	135
140	69.6	281.8	18,500	18,100	16,400	13,500	140
145	68.5	279.3	18,100	17,800	16,300	13,500	145
150	67.5	276.7	17,700	17,400	16,300	13,500	150
155	66.4	274.0	17,400	17,100	16,200	13,500	155
160	65.3	271.1	17,100	16,800	16,100	13,500	160
165	64.2	268.1	16,700	16,500	15,700	13,500	165
170	63.1	265.0	16,400	15,800	14,600	13,500	170
175	62.0	261.7	15,900	14,700	13,600	12,500	175
180	60.9	258.3	14,800	13,700	12,700	11,600	180
185	59.7	254.8	13,800	12,800	11,700	10,800	185
190	58.5	251.0	12,800	11,800	10,900	10,000	190
195	57.3	247.2	11,900	11,000	10,100	9,200	195
200	56.1	243.1	11,000	10,200	9,300	8,500	200
205	54.9	238.9	10,200	9,400	8,600	7,800	205
210	53.6	234.5	9,400	8,600	7,900	7,100	210
215	52.4	229.9	8,600	7,900	7,200	6,500	215
220	51.1	225.1	7,900	7,200	6,500	5,900	220
225	49.7	220.0	7,200	6,600	5,900	5,300	225
230	48.4	214.7	6,600	5,900	5,300	4,700	230
235	46.9	209.2	5,900	5,300	4,700	4,200	235
240	45.5	203.3	5,300	4,700	4,200		240
245	44.0	197.1	4,700	4,200			245
250	42.5	190.6	4,100				250

MLC250 S-2



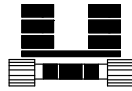
	5°			15°			
	ft	°	ft	lb	ft	lb	
65	80.2	322.7	28,400				65
70	79.3	321.7	28,100				70
75	78.3	320.6	27,700	80.6	319.0	25,300	75
80	77.4	319.5	27,300	79.6	317.9	25,100	80
85	76.5	318.2	26,900	78.7	316.6	24,800	85
90	75.6	316.9	26,600	77.8	315.3	24,500	90
95	74.6	315.5	26,200	76.8	313.9	24,300	95
100	73.7	314.0	25,800	75.9	312.4	24,000	100
105	72.8	312.4	25,500	75.0	310.8	23,800	105
110	71.8	310.8	25,100	74.0	309.1	23,500	110
115	70.9	309.0	24,900	73.1	307.3	23,300	115
120	69.9	307.1	24,500	72.1	305.5	23,000	120
125	69.0	305.2	24,200	71.1	303.5	22,800	125
130	68.0	303.1	23,900	70.2	301.4	22,500	130
135	67.0	301.0	23,600	69.2	299.3	22,200	135
140	66.0	298.7	22,900	68.2	297.0	22,100	140
145	65.0	296.3	21,400	67.2	294.6	21,900	145
150	64.0	293.9	19,900	66.2	292.1	21,300	150
155	63.0	291.3	18,500	65.2	289.5	19,800	155
160	62.0	288.6	17,300	64.1	286.8	18,500	160
165	61.0	285.8	16,100	63.1	284.0	17,300	165
170	60.0	282.9	14,900	62.1	281.1	16,100	170
175	58.9	279.8	13,900	61.0	278.0	15,000	175
180	57.9	276.7	12,900	59.9	274.8	13,900	180
185	56.8	273.3	12,000	58.9	271.5	13,000	185
190	55.7	269.9	11,100	57.8	268.0	12,000	190
195	54.6	266.3	10,200	56.7	264.4	11,100	195
200	53.5	262.6	9,500	55.5	260.6	10,300	200
205	52.3	258.7	8,700	54.4	256.7	9,500	205
210	51.2	254.6	8,000	53.2	252.6	8,800	210
215	50.0	250.4	7,300	52.0	248.3	8,100	215
220	48.8	246.0	6,600	50.8	243.9	7,400	220
225	47.6	241.4	6,000	49.6	239.3	6,700	225
230	46.4	236.6	5,400	48.4	234.4	6,100	230
235	45.1	231.6	4,900	47.1	229.3	5,500	235
240	43.8	226.3	4,300	45.8	224.0	4,900	240
245				44.4	218.5	4,400	245
250							250

MLC250 S-2

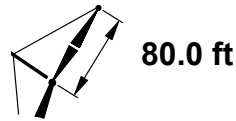
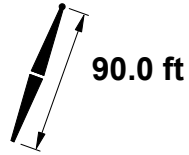


		25°			
				0°	
ft	°	ft	lb	ft	
65				65	
70				70	
75				75	
80				80	
85	81.0	312.8	22,600	85	
90	80.0	311.4	22,400	90	
95	79.1	310.0	22,200	95	
100	78.1	308.5	22,000	100	
105	77.2	306.9	21,800	105	
110	76.2	305.2	21,500	110	
115	75.2	303.4	21,000	115	
120	74.3	301.5	20,500	120	
125	73.3	299.5	20,000	125	
130	72.3	297.4	19,600	130	
135	71.3	295.2	19,200	135	
140	70.3	292.9	18,800	140	
145	69.3	290.5	18,400	145	
150	68.3	288.0	18,000	150	
155	67.2	285.3	17,700	155	
160	66.2	282.6	17,300	160	
165	65.1	279.7	17,000	165	
170	64.1	276.7	16,700	170	
175	63.0	273.6	16,000	175	
180	61.9	270.3	14,900	180	
185	60.8	267.0	13,900	185	
190	59.7	263.4	12,900	190	
195	58.6	259.7	12,000	195	
200	57.4	255.9	11,100	200	
205	56.3	251.9	10,300	205	
210	55.1	247.7	9,500	210	
215	53.9	243.4	8,700	215	
220	52.6	238.8	8,000	220	
225	51.4	234.1	7,300	225	
230	50.1	229.1	6,700	230	
235	48.8	223.9	6,000	235	
240	47.4	218.5	5,400	240	
245	46.1	212.8	4,800	245	
250	44.6	206.8	4,300	250	

MLC250 S-2

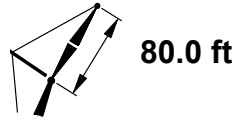
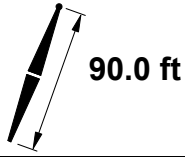
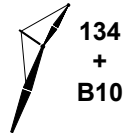


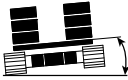
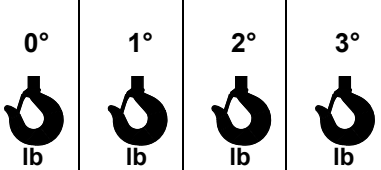
184,600 lb
+
44,000 lb



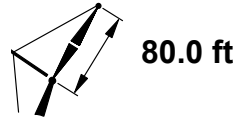
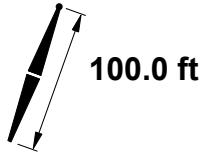
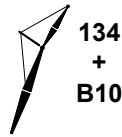
	5°							15°							
	ft	°	ft	0° lb	1° lb	2° lb	3° lb	ft	°	ft	0° lb	1° lb	2° lb	3° lb	ft
40	79.5	174.8	24,800	18,900											40
45	77.8	173.7	24,400	18,700											45
50	76.1	172.4	23,900	18,500	15,000	12,400		80.9	171.4	23,000					50
55	74.3	171.0	23,300	18,400	14,800	12,200		79.1	169.9	22,400	18,500				55
60	72.5	169.4	22,800	18,300	14,700	12,200		77.4	168.3	21,700	18,500	14,800	12,300		60
65	70.8	167.6	22,300	18,200	14,600	12,100		75.6	166.6	21,100	18,400	14,800	12,300		65
70	68.9	165.7	21,800	18,000	14,600	12,100		73.7	164.6	20,500	17,900	14,800	12,200		70
75	67.1	163.6	21,300	17,900	14,400	12,000		71.9	162.5	20,000	17,500	14,800	12,200		75
80	65.3	161.3	20,700	17,700	14,400	12,000		70.0	160.1	19,400	17,100	14,700	12,200		80
85	63.4	158.7	20,100	17,500	14,300	11,900		68.1	157.6	18,900	16,700	14,600	12,200		85
90	61.5	156.0	19,600	17,100	14,200	11,900		66.2	154.8	18,400	16,300	14,600	12,200		90
95	59.5	153.0	19,000	16,600	14,200	11,900		64.2	151.8	17,900	16,000	14,300	12,200		95
100	57.5	149.8	18,400	16,200	14,100	11,800		62.2	148.6	17,500	15,600	14,100	12,200		100
105	55.4	146.4	17,900	15,800	14,000	11,800		60.1	145.1	17,100	15,300	13,800	12,200		105
110	53.3	142.7	17,400	15,500	13,900	11,700		58.0	141.4	16,700	15,000	13,500	12,200		110
115	51.2	138.6	16,900	15,000	13,600	11,700		55.8	137.3	16,200	14,600	13,300	12,100		115
120	49.0	134.3	16,500	14,800	13,300	11,600		53.6	132.9	15,900	14,300	13,100	12,000		120
125	46.6	129.6	16,100	14,400	13,000	11,600		51.2	128.2	15,500	14,100	12,800	11,700		125
130	44.2	124.5	15,600	14,100	12,700	11,600		48.8	123.0	15,200	13,800	12,600	11,500		130
135	41.7	118.9	15,200	13,800	12,500	11,500		46.2	117.3	14,600	13,500	12,400	11,400		135
140	39.0	112.8	14,900	13,500	12,200	11,200		43.5	111.1	14,100	13,300	12,200	11,200		140
145	36.2	106.0	14,500	13,200	12,000	11,100		40.6	104.2	13,600	13,100	12,000	11,100		145
150	33.2	98.5	14,200	12,900	11,800	10,900		37.5	96.6	13,200	12,900	11,800	11,000		150
155	29.8	90.0	13,900	12,600	11,600	10,700		34.1	87.9	12,800	12,700	11,700	10,800		155
160	26.1	80.1	13,600	12,500	11,400	10,600		30.3	77.7	12,400	12,300	11,600	10,800		160
165	21.8	68.3	13,400	12,200	11,300	10,400									165

MLC250 S-2



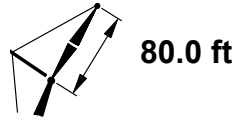
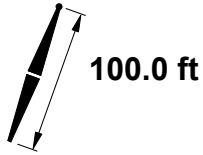
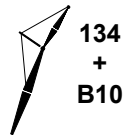
		25°						
								
								
		ft	ft	lb	lb	lb	lb	ft
40								40
45								45
50								50
55								55
60								60
65	80.5	163.7	19,500	16,700	14,900	12,300		65
70	78.7	161.7	19,000	16,400	14,700	12,300		70
75	76.8	159.5	18,500	16,100	14,500	12,300		75
80	74.9	157.1	18,100	15,800	14,200	12,300		80
85	73.0	154.5	17,300	15,500	13,900	12,300		85
90	71.0	151.7	16,500	15,100	13,800	12,300		90
95	69.0	148.7	15,800	14,800	13,500	12,200		95
100	66.9	145.4	15,100	14,200	13,300	12,200		100
105	64.8	141.8	14,500	13,700	13,100	12,100		105
110	62.6	137.9	14,000	13,200	12,900	12,100		110
115	60.4	133.8	13,400	12,800	12,600	11,700		115
120	58.1	129.2	13,000	12,400	12,200	11,600		120
125	55.6	124.3	12,500	12,000	11,800	11,400		125
130	53.1	119.0	12,100	11,600	11,500	11,300		130
135	50.5	113.1	11,700	11,300	11,200	11,100		135
140	47.6	106.6	11,400	11,000	10,900	10,800		140
145	44.6	99.4	11,100	10,700	10,700	10,600		145
150	41.3	91.3	10,800					150
155								155
160								160
165								165

MLC250 S-2



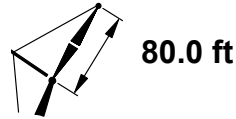
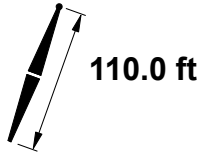
	5°							15°						
			184,600 lb + 44,000 lb						184,600 lb + 44,000 lb					
	ft	°	ft	0° lb	1° lb	2° lb	3° lb	°	ft	0° lb	1° lb	2° lb	3° lb	ft
40	80.1	185.0	24,800	18,700	14,900									40
45	78.5	183.9	24,500	18,600	14,900	12,300								45
50	76.9	182.8	24,000	18,400	14,800	12,200	79.8	180.3	22,500	18,500				50
55	75.2	181.4	23,500	18,300	14,700	12,200	78.1	178.8	22,000	18,400	14,800			55
60	73.5	179.9	23,000	18,100	14,600	12,100	76.4	177.1	21,400	18,300	14,800	12,200		60
65	71.9	178.3	22,400	18,000	14,600	12,000	74.7	175.3	20,800	18,100	14,800	12,200		65
70	70.2	176.4	21,900	17,900	14,500	12,000	73.0	173.3	20,300	17,700	14,700	12,200		70
75	68.5	174.5	21,500	17,800	14,400	12,000	71.2	171.1	19,800	17,300	14,700	12,200		75
80	66.7	172.3	21,000	17,700	14,300	11,900	69.5	168.7	19,300	16,900	14,700	12,200		80
85	65.0	169.9	20,500	17,400	14,200	11,900	67.7	166.2	18,800	16,600	14,700	12,200		85
90	63.2	167.4	20,000	17,000	14,200	11,800	65.8	163.4	18,300	16,200	14,600	12,200		90
95	61.4	164.7	19,400	16,600	14,100	11,800	64.0	160.4	17,900	15,900	14,300	12,200		95
100	59.5	161.7	18,900	16,200	14,000	11,700	62.1	157.2	17,400	15,600	14,000	12,100		100
105	57.6	158.5	18,400	15,800	13,900	11,700	60.1	153.8	17,100	15,300	13,700	12,100		105
110	55.7	155.1	17,900	15,500	13,900	11,700	58.1	150.1	16,700	14,900	13,500	12,100		110
115	53.7	151.4	17,500	15,200	13,600	11,700	56.1	146.1	16,200	14,700	13,300	12,100		115
120	51.7	147.5	17,000	14,800	13,300	11,600	54.0	141.8	15,900	14,300	13,100	12,000		120
125	49.6	143.2	16,600	14,500	13,100	11,600	51.8	137.2	15,600	14,100	12,900	11,800		125
130	47.5	138.7	16,200	14,200	12,800	11,500	49.5	132.2	15,200	13,800	12,600	11,600		130
135	45.2	133.7	15,800	13,900	12,600	11,500	47.2	126.7	14,800	13,600	12,400	11,500		135
140	42.9	128.3	15,400	13,600	12,300	11,300	44.7	120.8	14,300	13,400	12,300	11,300		140
145	40.5	122.5	15,100	13,300	12,100	11,100	42.1	114.4	13,800	13,200	12,100	11,100		145
150	37.9	116.2	14,700	13,100	11,900	11,000	39.3	107.2	13,400	13,000	11,900	11,000		150
155	35.1	109.1	14,400	12,800	11,700	10,800	36.3	99.3	13,000	12,800	11,800	10,900		155
160	32.2	101.3	14,100	12,500	11,600	10,700	32.9	90.2	12,600	12,500	11,700	10,800		160
165	29.0	92.5	13,800	12,400	11,400	10,500	29.2	79.7	12,300	12,200	11,600	10,800		165
170	25.3	82.3	13,600	12,200	11,200	10,400								170
175	21.1	70.1	13,400											175

MLC250 S-2



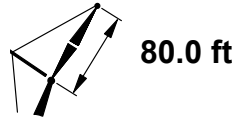
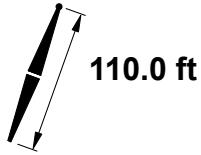
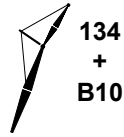
		25°							
		ft		lb		lb		ft	
		°		lb		lb			
40								40	
45								45	
50								50	
55								55	
60								60	
65								65	
70	79.4	172.3	19,100	16,800				70	
75	77.6	170.2	18,700	16,500	14,900	12,300		75	
80	75.8	168.0	18,300	16,200	14,600	12,300		80	
85	74.0	165.6	17,800	15,900	14,300	12,300		85	
90	72.2	163.0	17,000	15,600	14,100	12,300		90	
95	70.3	160.1	16,300	15,400	13,900	12,300		95	
100	68.4	157.1	15,600	15,100	13,700	12,300		100	
105	66.5	153.8	15,000	14,700	13,400	12,300		105	
110	64.5	150.3	14,400	14,200	13,300	12,200		110	
115	62.5	146.5	13,900	13,700	13,100	12,000		115	
120	60.4	142.4	13,400	13,200	12,900	11,900		120	
125	58.2	138.0	13,000	12,800	12,600	11,700		125	
130	55.9	133.2	12,600	12,400	12,200	11,600		130	
135	53.6	128.0	12,200	12,000	11,900	11,500		135	
140	51.1	122.4	11,800	11,700	11,600	11,400		140	
145	48.6	116.3	11,500	11,400	11,300	11,200		145	
150	45.8	109.5	11,200	11,100	11,000	10,900		150	
155	42.9	102.0	10,900	10,900	10,800	10,700		155	
160	39.7	93.5	10,700	10,600	10,600	10,500		160	
165								165	
170								170	
175								175	

MLC250 S-2



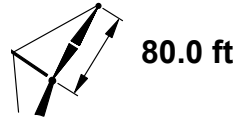
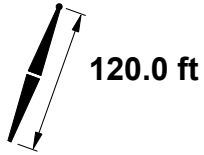
	5°							15°						
			184,600 lb + 44,000 lb						184,600 lb + 44,000 lb					
	ft	°	ft	0° lb	1° lb	2° lb	3° lb	°	ft	0° lb	1° lb	2° lb	3° lb	ft
40	80.6	195.2	24,800											40
45	79.1	194.2	24,500	18,600										45
50	77.6	193.0	24,000	18,500	14,800	12,300								50
55	76.0	191.8	23,500	18,400	14,700	12,200	80.3	190.6	22,700					55
60	74.4	190.4	23,100	18,200	14,700	12,100	78.7	189.2	22,100	18,400	14,700			60
65	72.9	188.8	22,600	18,100	14,600	12,100	77.2	187.6	21,600	18,300	14,700	12,200		65
70	71.3	187.1	22,100	18,000	14,500	12,000	75.5	185.9	21,100	18,300	14,700	12,200		70
75	69.7	185.2	21,600	17,900	14,400	12,000	73.9	184.0	20,600	17,900	14,700	12,200		75
80	68.0	183.2	21,200	17,700	14,300	11,900	72.3	182.0	20,100	17,600	14,600	12,200		80
85	66.4	181.0	20,700	17,600	14,300	11,900	70.6	179.8	19,600	17,200	14,600	12,100		85
90	64.7	178.6	20,300	17,500	14,200	11,900	69.0	177.4	19,100	16,800	14,600	12,100		90
95	63.0	176.1	19,900	17,400	14,200	11,800	67.2	174.8	18,600	16,500	14,600	12,100		95
100	61.3	173.3	19,400	16,900	14,100	11,800	65.5	172.0	18,200	16,100	14,500	12,100		100
105	59.6	170.4	18,900	16,600	14,000	11,700	63.7	169.1	17,800	15,900	14,200	12,100		105
110	57.8	167.2	18,400	16,200	14,000	11,700	61.9	165.9	17,400	15,500	14,000	12,100		110
115	55.9	163.8	18,000	15,800	13,900	11,600	60.1	162.4	17,000	15,200	13,800	12,100		115
120	54.1	160.2	17,500	15,500	13,900	11,600	58.2	158.8	16,600	15,000	13,500	12,100		120
125	52.2	156.3	17,100	15,100	13,700	11,600	56.3	154.9	16,300	14,700	13,300	12,100		125
130	50.2	152.1	16,700	14,900	13,400	11,600	54.3	150.7	15,900	14,400	13,100	12,000		130
135	48.2	147.7	16,300	14,600	13,200	11,500	52.3	146.1	15,600	14,200	12,800	11,800		135
140	46.1	142.9	15,900	14,200	12,900	11,500	50.2	141.3	15,400	13,900	12,700	11,700		140
145	43.9	137.7	15,500	13,900	12,600	11,500	48.0	136.1	15,000	13,700	12,500	11,500		145
150	41.7	132.1	15,200	13,700	12,400	11,400	45.7	130.4	14,500	13,500	12,300	11,400		150
155	39.3	126.1	14,800	13,400	12,200	11,200	43.3	124.2	14,000	13,300	12,200	11,200		155
160	36.8	119.4	14,500	13,200	12,000	11,000	40.7	117.5	13,600	13,100	12,000	11,100		160
165	34.1	112.2	14,300	13,000	11,800	10,900	38.0	110.1	13,200	12,900	11,900	10,900		165
170	31.3	104.1	14,000	12,700	11,700	10,700	35.1	101.9	12,900	12,700	11,700	10,800		170
175	28.1	95.0	13,700	12,500	11,500	10,600	31.9	92.5	12,500	12,400	11,600	10,800		175
180	24.6	84.4	13,500	12,300	11,300	10,500	28.2	81.6	12,200	12,100	11,600	10,700		180
185	20.5	71.8	13,300	12,100	11,200	10,400								185

MLC250 S-2



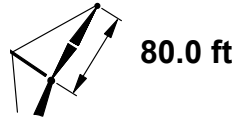
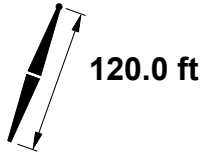
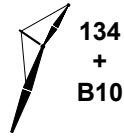
		25°					
		184,600 lb + 44,000 lb					
ft	°	ft	0° lb	1° lb	2° lb	3° lb	ft
40							40
45							45
50							50
55							55
60							60
65							65
70	80.0	182.8	19,200	16,900			70
75	78.3	180.9	18,900	16,600	14,800		75
80	76.7	178.8	18,500	16,300	14,600	12,300	80
85	75.0	176.5	18,100	16,100	14,500	12,300	85
90	73.3	174.1	17,400	15,800	14,300	12,300	90
95	71.5	171.4	16,700	15,600	14,000	12,300	95
100	69.8	168.6	16,000	15,300	13,900	12,300	100
105	68.0	165.6	15,400	15,000	13,600	12,300	105
110	66.1	162.3	14,900	14,600	13,400	12,300	110
115	64.2	158.8	14,400	14,100	13,300	12,200	115
120	62.3	155.1	13,900	13,600	13,100	12,000	120
125	60.3	151.0	13,400	13,200	12,900	11,900	125
130	58.3	146.7	13,000	12,800	12,600	11,700	130
135	56.2	142.1	12,600	12,500	12,300	11,700	135
140	54.0	137.1	12,300	12,100	12,000	11,500	140
145	51.7	131.7	11,900	11,800	11,700	11,400	145
150	49.4	125.8	11,600	11,500	11,400	11,300	150
155	46.9	119.4	11,300	11,200	11,100	11,000	155
160	44.2	112.3	11,100	11,000	10,900	10,800	160
165	41.3	104.5	10,800	10,700	10,700	10,600	165
170							170
175							175
180							180
185							185

MLC250 S-2



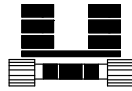
	5°							15°						
			184,600 lb + 44,000 lb						184,600 lb + 44,000 lb					
	ft	°	ft	0° lb	1° lb	2° lb	3° lb	°	ft	0° lb	1° lb	2° lb	3° lb	ft
45	79.7	204.4	24,500	18,500										45
50	78.2	203.3	24,100	18,500										50
55	76.7	202.1	23,600	18,400	14,800									55
60	75.2	200.8	23,200	18,200	14,600	12,100		80.8	200.9	22,900				60
65	73.7	199.3	22,700	18,100	14,600	12,100		79.3	199.6	22,300	18,300			65
70	72.2	197.7	22,200	18,000	14,500	12,000		77.8	198.1	21,800	18,300	14,700	12,200	70
75	70.7	195.9	21,800	17,900	14,400	12,000		76.3	196.5	21,200	18,200	14,600	12,200	75
80	69.2	194.0	21,300	17,700	14,300	11,900		74.8	194.7	20,800	18,100	14,600	12,200	80
85	67.6	191.9	20,900	17,600	14,200	11,900		73.2	192.8	20,300	17,700	14,600	12,100	85
90	66.1	189.7	20,500	17,500	14,200	11,800		71.7	190.7	19,800	17,400	14,500	12,100	90
95	64.5	187.3	20,100	17,400	14,100	11,800		70.1	188.4	19,400	17,000	14,500	12,100	95
100	62.9	184.7	19,700	17,300	14,100	11,800		68.5	186.0	18,900	16,700	14,500	12,100	100
105	61.2	182.0	19,300	16,900	14,000	11,700		66.9	183.4	18,600	16,400	14,500	12,100	105
110	59.6	179.0	18,800	16,500	13,900	11,700		65.2	180.6	18,100	16,100	14,500	12,100	110
115	57.9	175.9	18,400	16,100	13,900	11,600		63.6	177.7	17,800	15,800	14,200	12,100	115
120	56.2	172.5	18,000	15,800	13,800	11,600		61.8	174.5	17,400	15,500	14,000	12,100	120
125	54.4	168.9	17,500	15,500	13,800	11,600		60.1	171.1	17,000	15,200	13,700	12,100	125
130	52.6	165.1	17,200	15,200	13,700	11,500		58.3	167.5	16,700	14,900	13,500	12,100	130
135	50.7	161.0	16,800	14,900	13,400	11,500		56.5	163.6	16,300	14,700	13,300	12,100	135
140	48.8	156.6	16,400	14,600	13,200	11,500		54.6	159.5	16,000	14,400	13,100	12,000	140
145	46.9	152.0	16,000	14,300	13,000	11,500		52.7	155.1	15,700	14,100	12,900	11,800	145
150	44.9	147.0	15,600	14,000	12,700	11,400		50.7	150.4	15,400	13,900	12,700	11,700	150
155	42.7	141.6	15,300	13,800	12,500	11,400		48.7	145.3	15,100	13,700	12,500	11,500	155
160	40.5	135.8	15,000	13,500	12,300	11,300		46.6	139.8	14,700	13,500	12,400	11,400	160
165	38.2	129.5	14,700	13,300	12,100	11,100		44.3	134.0	14,200	13,300	12,200	11,300	165
170	35.8	122.6	14,400	13,000	11,900	10,900		42.0	127.6	13,800	13,100	12,100	11,100	170
175	33.2	115.1	14,200	12,800	11,800	10,800		39.5	120.6	13,400	13,000	11,900	11,000	175
180	30.4	106.7	13,900	12,600	11,500	10,600		36.9	112.9	13,100	12,800	11,800	10,900	180
185	27.4	97.3	13,600	12,400	11,400	10,500		34.0	104.4	12,700	12,600	11,600	10,800	185
190	24.0	86.5	13,400	12,200	11,200	10,400		30.9	94.7	12,400	12,400	11,600	10,700	190
195	20.0	73.5	13,300	12,200	11,200	10,300								195

MLC250 S-2

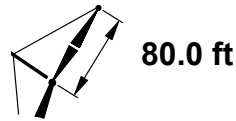
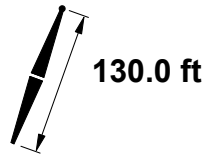


		25°					
		0°					
		1°					
		2°					
		3°					
ft	°	ft	lb	lb	lb	lb	ft
45							45
50							50
55							55
60							60
65							65
70	80.5	193.2	19,400	16,700	14,700	12,300	70
75	79.0	191.4	19,000	16,400	14,700	12,300	75
80	77.4	189.5	18,600	16,400	14,700	12,300	80
85	75.8	187.3	18,200	16,200	14,500	12,300	85
90	74.2	185.1	17,800	15,900	14,400	12,300	90
95	72.6	182.6	17,100	15,700	14,100	12,300	95
100	70.9	179.9	16,500	15,400	14,000	12,300	100
105	69.2	177.1	15,900	15,200	13,800	12,300	105
110	67.5	174.1	15,300	14,900	13,600	12,300	110
115	65.8	170.8	14,800	14,500	13,400	12,300	115
120	64.0	167.4	14,300	14,000	13,200	12,200	120
125	62.2	163.7	13,800	13,600	13,100	12,000	125
130	60.3	159.7	13,400	13,200	12,900	11,900	130
135	58.4	155.5	13,000	12,800	12,700	11,700	135
140	56.4	150.9	12,700	12,500	12,300	11,700	140
145	54.4	146.1	12,300	12,200	12,000	11,500	145
150	52.3	140.8	12,000	11,900	11,700	11,400	150
155	50.1	135.2	11,700	11,600	11,500	11,300	155
160	47.7	129.1	11,400	11,300	11,200	11,100	160
165	45.3	122.4	11,200	11,100	11,000	10,900	165
170	42.7	115.1	10,900	10,800	10,800	10,700	170
175	39.9	107.0	10,700	10,600	10,600	10,500	175
180							180
185							185
190							190
195							195

MLC250 S-2

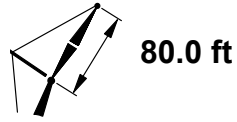
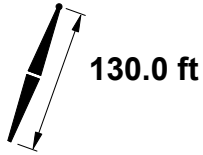
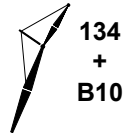


184,600 lb
+
44,000 lb



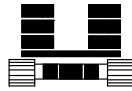
	5°							15°						
			184,600 lb + 44,000 lb						184,600 lb + 44,000 lb					
	ft	°	ft	0° lb	1° lb	2° lb	3° lb	°	ft	0° lb	1° lb	2° lb	3° lb	ft
45	80.2	214.6	24,300	18,400	14,700									45
50	78.8	213.6	24,000	18,300	14,600									50
55	77.4	212.4	23,600	18,100	14,600	12,100								55
60	76.0	211.1	23,200	18,100	14,600	12,100	79.9	209.9	22,500	18,200				60
65	74.5	209.7	22,700	18,000	14,500	12,000	78.4	208.5	21,900	18,200	14,600			65
70	73.1	208.2	22,300	17,900	14,400	12,000	77.0	207.0	21,400	18,200	14,600	12,100		70
75	71.7	206.5	21,800	17,800	14,400	11,900	75.5	205.3	21,000	18,100	14,600	12,100		75
80	70.2	204.7	21,400	17,700	14,300	11,900	74.1	203.5	20,500	17,900	14,600	12,100		80
85	68.8	202.8	20,900	17,600	14,200	11,800	72.6	201.5	20,100	17,600	14,500	12,000		85
90	67.3	200.7	20,500	17,500	14,100	11,800	71.1	199.4	19,700	17,200	14,500	12,000		90
95	65.8	198.4	20,100	17,400	14,100	11,700	69.6	197.1	19,200	16,900	14,500	12,000		95
100	64.3	196.0	19,700	17,300	14,000	11,700	68.1	194.7	18,800	16,600	14,500	12,000		100
105	62.7	193.4	19,400	17,200	14,000	11,600	66.5	192.0	18,500	16,300	14,500	12,000		105
110	61.2	190.6	19,000	16,800	13,900	11,600	65.0	189.3	18,000	16,000	14,400	12,000		110
115	59.6	187.7	18,600	16,500	13,800	11,600	63.4	186.3	17,700	15,700	14,200	12,000		115
120	58.0	184.5	18,300	16,100	13,800	11,600	61.8	183.1	17,400	15,400	13,900	12,000		120
125	56.3	181.2	18,000	15,800	13,800	11,500	60.1	179.8	17,000	15,200	13,700	12,000		125
130	54.7	177.7	17,500	15,500	13,700	11,500	58.4	176.2	16,700	15,000	13,500	12,000		130
135	53.0	173.9	17,100	15,200	13,600	11,500	56.7	172.4	16,300	14,700	13,300	12,000		135
140	51.2	169.9	16,800	14,900	13,400	11,400	54.9	168.3	16,000	14,400	13,100	12,000		140
145	49.4	165.6	16,400	14,600	13,200	11,400	53.1	164.0	15,700	14,200	12,900	11,800		145
150	47.6	161.0	16,100	14,300	13,000	11,400	51.2	159.4	15,500	14,000	12,700	11,700		150
155	45.7	156.1	15,800	14,100	12,700	11,400	49.3	154.5	15,200	13,800	12,600	11,600		155
160	43.7	150.9	15,400	13,900	12,500	11,400	47.3	149.2	14,800	13,600	12,400	11,400		160
165	41.6	145.3	15,200	13,600	12,300	11,300	45.2	143.5	14,400	13,400	12,300	11,300		165
170	39.5	139.3	14,800	13,400	12,200	11,100	43.1	137.4	14,000	13,200	12,100	11,200		170
175	37.3	132.8	14,500	13,100	12,000	11,000	40.8	130.8	13,700	13,100	12,000	11,100		175
180	34.9	125.7	14,300	13,000	11,800	10,900	38.4	123.6	13,300	12,900	11,900	11,000		180
185	32.4	117.9	14,000	12,700	11,700	10,700	35.8	115.7	13,000	12,800	11,800	10,800		185
190	29.7	109.3	13,800	12,500	11,500	10,600	33.1	106.8	12,700	12,500	11,600	10,800		190
195	26.7	99.7	13,600	12,400	11,300	10,400	30.0	96.9	12,400	12,300	11,600	10,700		195
200	23.4	88.5	13,300	12,200	11,200	10,300								200
205	19.5	75.2	13,200	12,100	11,100	10,300								205

MLC250 S-2



		25°					
		0°	1°	2°	3°		
		lb	lb	lb	lb		
ft	°	ft					ft
45							45
50							50
55							55
60							60
65							65
70	81.0	203.7	19,400				70
75	79.5	201.9	19,100	16,900			75
80	78.1	200.1	18,700	16,600	14,700		80
85	76.6	198.1	18,400	16,300	14,600	12,300	85
90	75.0	195.9	18,000	16,000	14,400	12,300	90
95	73.5	193.6	17,500	15,800	14,300	12,300	95
100	71.9	191.1	16,900	15,600	14,100	12,300	100
105	70.4	188.5	16,300	15,300	13,900	12,300	105
110	68.8	185.6	15,700	15,100	13,700	12,300	110
115	67.1	182.6	15,200	14,900	13,600	12,300	115
120	65.5	179.4	14,700	14,400	13,300	12,200	120
125	63.8	175.9	14,200	14,000	13,200	12,100	125
130	62.1	172.2	13,800	13,600	13,000	12,000	130
135	60.3	168.3	13,400	13,200	12,900	11,900	135
140	58.5	164.2	13,000	12,900	12,700	11,800	140
145	56.6	159.7	12,700	12,500	12,400	11,600	145
150	54.7	155.0	12,400	12,200	12,100	11,600	150
155	52.7	149.9	12,100	11,900	11,800	11,500	155
160	50.7	144.5	11,800	11,600	11,500	11,400	160
165	48.5	138.6	11,500	11,400	11,300	11,200	165
170	46.3	132.2	11,300	11,200	11,100	11,000	170
175	43.9	125.3	11,000	10,900	10,900	10,800	175
180	41.4	117.8	10,800	10,700	10,700	10,600	180
185							185
190							190
195							195
200							200
205							205

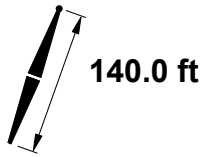
MLC250 S-2



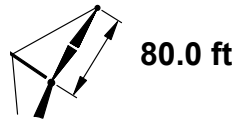
184,600 lb
+
44,000 lb



360°



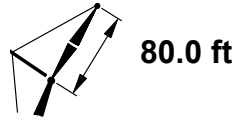
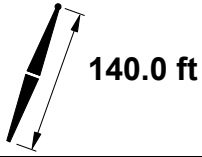
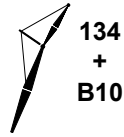
140.0 ft



80.0 ft

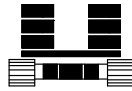
	5°							15°						
			184,600 lb + 44,000 lb						184,600 lb + 44,000 lb					
	ft	°	ft	0° lb	1° lb	2° lb	3° lb	°	ft	0° lb	1° lb	2° lb	3° lb	ft
45	80.6	224.7	24,200											45
50	79.3	223.8	24,000	18,400										50
55	78.0	222.7	23,700	18,200	14,600	12,000								55
60	76.6	221.5	23,200	18,100	14,500	12,000	80.3	220.2	22,600					60
65	75.3	220.1	22,800	18,000	14,500	12,000	79.0	218.9	22,100	18,100	14,500			65
70	73.9	218.7	22,300	17,900	14,400	11,900	77.6	217.4	21,600	18,100	14,500	12,100		70
75	72.5	217.1	21,900	17,800	14,300	11,900	76.2	215.8	21,200	18,000	14,500	12,000		75
80	71.2	215.4	21,500	17,700	14,300	11,900	74.9	214.1	20,700	18,000	14,500	12,000		80
85	69.8	213.5	21,100	17,600	14,200	11,800	73.5	212.2	20,300	17,700	14,500	12,000		85
90	68.4	211.5	20,700	17,500	14,100	11,800	72.0	210.2	19,900	17,400	14,500	12,000		90
95	67.0	209.4	20,300	17,400	14,100	11,700	70.6	208.1	19,500	17,100	14,400	12,000		95
100	65.5	207.1	19,900	17,300	14,000	11,700	69.2	205.7	19,100	16,800	14,400	12,000		100
105	64.1	204.7	19,500	17,200	14,000	11,600	67.7	203.3	18,700	16,500	14,400	12,000		105
110	62.6	202.1	19,100	17,100	13,900	11,600	66.2	200.7	18,400	16,200	14,400	12,000		110
115	61.1	199.3	18,800	16,700	13,800	11,600	64.7	197.9	18,000	15,900	14,300	12,000		115
120	59.6	196.3	18,500	16,400	13,800	11,500	63.2	194.9	17,600	15,700	14,100	12,000		120
125	58.1	193.2	18,200	16,100	13,700	11,500	61.7	191.8	17,300	15,400	13,900	12,000		125
130	56.5	189.9	17,900	15,800	13,700	11,500	60.1	188.4	16,900	15,200	13,700	12,000		130
135	54.9	186.4	17,600	15,500	13,600	11,400	58.5	184.9	16,600	14,900	13,500	12,000		135
140	53.3	182.7	17,200	15,200	13,500	11,400	56.9	181.1	16,400	14,700	13,300	12,000		140
145	51.6	178.7	16,900	14,900	13,400	11,400	55.2	177.1	16,000	14,500	13,100	12,000		145
150	49.9	174.5	16,500	14,600	13,200	11,400	53.5	172.9	15,800	14,200	12,900	11,900		150
155	48.2	170.0	16,200	14,400	13,000	11,300	51.7	168.4	15,500	14,000	12,800	11,700		155
160	46.4	165.3	15,800	14,100	12,800	11,300	49.9	163.6	15,200	13,800	12,600	11,600		160
165	44.5	160.2	15,600	13,900	12,600	11,300	48.0	158.4	15,000	13,600	12,500	11,400		165
170	42.6	154.8	15,300	13,700	12,400	11,300	46.1	153.0	14,600	13,400	12,300	11,300		170
175	40.6	149.0	15,000	13,500	12,200	11,200	44.0	147.1	14,200	13,300	12,200	11,200		175
180	38.6	142.8	14,700	13,200	12,100	11,100	41.9	140.8	13,900	13,100	12,000	11,100		180
185	36.4	136.0	14,400	13,000	11,900	10,900	39.7	133.9	13,500	13,000	11,900	11,000		185
190	34.1	128.7	14,200	12,800	11,700	10,800	37.4	126.5	13,100	12,800	11,800	10,900		190
195	31.6	120.7	13,900	12,700	11,500	10,600	34.9	118.3	12,900	12,700	11,700	10,800		195
200	29.0	111.9	13,700	12,500	11,400	10,500	32.1	109.3	12,500	12,500	11,600	10,800		200
205	26.1	101.9	13,500	12,300	11,300	10,400	29.2	99.0	12,300	12,200	11,500	10,700		205
210	22.8	90.5	13,200	12,100	11,200	10,300								210
215	19.0	76.8	12,500	12,000	11,100	10,200								215

MLC250 S-2



		 25°					
		 0° 1° 2° 3°					
		 lb lb lb lb					
ft	ft	ft	lb	lb	lb	lb	ft
45							45
50							50
55							55
60							60
65							65
70							70
75	80.0	212.4	19,200				75
80	78.6	210.6	18,900	16,600	14,600		80
85	77.2	208.7	18,600	16,400	14,600	12,200	85
90	75.8	206.7	18,200	16,100	14,500	12,200	90
95	74.3	204.5	17,900	15,900	14,300	12,200	95
100	72.9	202.2	17,200	15,700	14,200	12,200	100
105	71.4	199.6	16,600	15,500	14,000	12,200	105
110	69.9	197.0	16,100	15,300	13,800	12,200	110
115	68.3	194.1	15,600	15,100	13,700	12,200	115
120	66.8	191.1	15,100	14,800	13,500	12,200	120
125	65.2	187.9	14,600	14,400	13,300	12,200	125
130	63.6	184.5	14,200	13,900	13,200	12,100	130
135	62.0	180.8	13,800	13,600	13,000	12,000	135
140	60.3	177.0	13,400	13,200	12,900	11,900	140
145	58.6	172.9	13,100	12,900	12,700	11,800	145
150	56.8	168.5	12,700	12,600	12,400	11,700	150
155	55.0	163.9	12,400	12,300	12,100	11,600	155
160	53.1	159.0	12,100	12,000	11,800	11,500	160
165	51.2	153.7	11,800	11,700	11,600	11,400	165
170	49.2	148.0	11,600	11,500	11,400	11,200	170
175	47.1	141.9	11,300	11,200	11,100	11,000	175
180	44.9	135.3	11,100	11,000	10,900	10,900	180
185	42.6	128.2	10,900	10,800	10,800	10,700	185
190	40.1	120.4	10,700	10,600	10,600	10,500	190
195							195
200							200
205							205
210							210
215							215

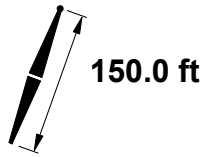
MLC250 S-2



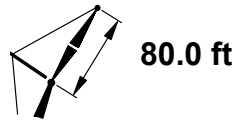
184,600 lb
+
44,000 lb



360°



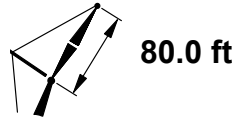
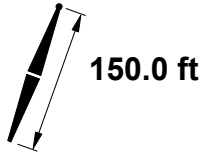
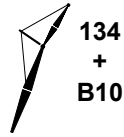
150.0 ft



80.0 ft

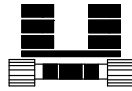
	5°							15°						
			184,600 lb + 44,000 lb						184,600 lb + 44,000 lb					
	ft	°	ft	0° lb	1° lb	2° lb	3° lb	°	ft	0° lb	1° lb	2° lb	3° lb	ft
45	81.0	234.9	24,300											45
50	79.8	234.0	23,900	18,200										50
55	78.5	232.9	23,600	18,100	14,500									55
60	77.2	231.8	23,200	18,100	14,500	12,000		80.8	230.5	22,700				60
65	75.9	230.5	22,800	17,900	14,400	11,900		79.5	229.2	22,300	18,100			65
70	74.6	229.1	22,400	17,800	14,300	11,800		78.2	227.8	21,800	18,100	14,500		70
75	73.3	227.6	22,000	17,800	14,300	11,800		76.9	226.3	21,400	18,000	14,500	12,000	75
80	72.0	226.0	21,600	17,600	14,200	11,800		75.5	224.6	20,900	17,900	14,400	12,000	80
85	70.7	224.2	21,200	17,500	14,100	11,800		74.2	222.9	20,500	17,800	14,400	11,900	85
90	69.4	222.3	20,700	17,400	14,100	11,700		72.9	221.0	20,100	17,600	14,400	11,900	90
95	68.0	220.3	20,400	17,300	14,000	11,700		71.5	218.9	19,700	17,200	14,400	11,900	95
100	66.7	218.1	20,000	17,200	14,000	11,600		70.2	216.7	19,300	17,000	14,400	11,900	100
105	65.3	215.8	19,600	17,100	13,900	11,600		68.8	214.4	19,000	16,600	14,400	11,900	105
110	63.9	213.3	19,300	17,000	13,900	11,600		67.4	211.9	18,600	16,400	14,300	11,900	110
115	62.5	210.7	18,900	17,000	13,800	11,500		66.0	209.3	18,300	16,100	14,300	11,900	115
120	61.1	207.9	18,600	16,700	13,700	11,500		64.5	206.5	17,900	15,900	14,300	11,900	120
125	59.6	205.0	18,300	16,400	13,600	11,500		63.1	203.5	17,500	15,600	14,100	11,900	125
130	58.2	201.9	18,000	16,000	13,600	11,400		61.6	200.4	17,200	15,400	13,900	11,900	130
135	56.7	198.6	17,800	15,800	13,600	11,400		60.1	197.1	17,000	15,100	13,700	11,900	135
140	55.2	195.1	17,400	15,500	13,500	11,400		58.6	193.6	16,600	14,900	13,500	11,900	140
145	53.6	191.4	17,200	15,200	13,500	11,400		57.0	189.8	16,400	14,700	13,300	11,900	145
150	52.0	187.5	16,900	15,000	13,400	11,300		55.4	185.9	16,100	14,400	13,100	11,900	150
155	50.4	183.4	16,500	14,700	13,300	11,300		53.8	181.7	15,800	14,200	13,000	11,900	155
160	48.8	179.0	16,200	14,400	13,000	11,300		52.1	177.3	15,600	14,000	12,800	11,700	160
165	47.1	174.4	15,900	14,200	12,800	11,200		50.4	172.6	15,300	13,800	12,700	11,600	165
170	45.3	169.4	15,600	14,000	12,600	11,200		48.6	167.6	15,100	13,700	12,500	11,500	170
175	43.5	164.2	15,300	13,700	12,400	11,200		46.8	162.3	14,700	13,500	12,400	11,400	175
180	41.6	158.6	15,100	13,500	12,300	11,200		44.9	156.6	14,400	13,300	12,200	11,200	180
185	39.7	152.6	14,800	13,300	12,100	11,100		42.9	150.6	14,000	13,100	12,100	11,200	185
190	37.7	146.1	14,500	13,100	11,900	11,000		40.9	144.0	13,600	13,000	11,900	11,100	190
195	35.5	139.2	14,300	12,900	11,800	10,800		38.7	137.0	13,400	12,900	11,800	10,900	195
200	33.3	131.7	14,000	12,700	11,700	10,700		36.4	129.3	13,000	12,800	11,800	10,900	200
205	30.9	123.4	13,400	12,600	11,500	10,600		34.0	120.9	12,700	12,600	11,600	10,800	205
210	28.3	114.3	12,600	12,200	11,300	10,500		31.3	111.6	12,500	12,400	11,600	10,800	210
215	25.5	104.1	12,000	11,500	11,100	10,400		28.4	101.1	12,200	11,900	11,500	10,700	215
220	22.3	92.4	11,300	10,900	10,600	10,200								220
225	18.6	78.3	10,600	10,300	10,000	9,700								225

MLC250 S-2

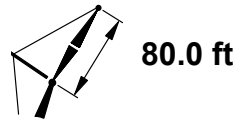
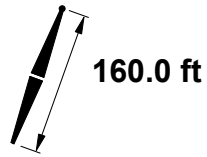


		25°					
ft	°	ft	0° lb	1° lb	2° lb	3° lb	ft
45							45
50							50
55							55
60							60
65							65
70							70
75	80.5	222.8	19,300				75
80	79.2	221.1	19,000	16,700			80
85	77.8	219.3	18,700	16,400	14,600	12,100	85
90	76.5	217.4	18,400	16,200	14,500	12,100	90
95	75.1	215.3	18,100	16,100	14,400	12,100	95
100	73.7	213.1	17,600	15,800	14,200	12,100	100
105	72.3	210.7	17,000	15,600	14,000	12,100	105
110	70.9	208.2	16,400	15,400	13,900	12,100	110
115	69.4	205.5	15,900	15,200	13,800	12,100	115
120	68.0	202.7	15,400	15,000	13,600	12,100	120
125	66.5	199.6	15,000	14,700	13,400	12,100	125
130	65.0	196.4	14,600	14,300	13,300	12,100	130
135	63.4	193.0	14,200	13,900	13,200	12,100	135
140	61.9	189.5	13,800	13,500	13,000	11,900	140
145	60.3	185.6	13,400	13,200	12,900	11,900	145
150	58.6	181.6	13,100	12,900	12,700	11,800	150
155	57.0	177.3	12,800	12,600	12,400	11,700	155
160	55.2	172.8	12,500	12,300	12,100	11,600	160
165	53.5	168.0	12,200	12,000	11,900	11,500	165
170	51.7	162.8	11,900	11,800	11,600	11,400	170
175	49.8	157.3	11,700	11,500	11,400	11,300	175
180	47.8	151.5	11,400	11,300	11,200	11,100	180
185	45.8	145.2	11,200	11,100	11,000	10,900	185
190	43.6	138.4	11,000	10,900	10,800	10,800	190
195	41.4	131.0	10,800	10,700	10,700	10,600	195
200							200
205							205
210							210
215							215
220							220
225							225

MLC250 S-2

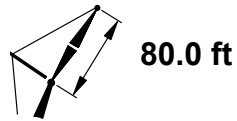
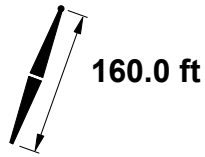


184,600 lb
+
44,000 lb



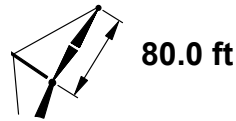
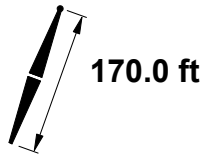
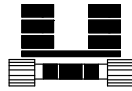
	5°							15°						
	ft	°	ft	184,600 lb + 44,000 lb				ft	°	184,600 lb + 44,000 lb				ft
				0°	1°	2°	3°			0°	1°	2°	3°	
ft	°	ft	lb	lb	lb	lb	ft	°	lb	lb	lb	lb	ft	
50	80.2	244.1	23,800											50
55	79.0	243.2	23,600	18,000	14,500									55
60	77.8	242.1	23,300	18,000	14,400	11,900								60
65	76.5	240.8	22,900	17,800	14,300	11,900	79.9	239.5	22,400	18,000				65
70	75.3	239.5	22,400	17,800	14,200	11,800	78.7	238.2	21,900	17,900	14,400			70
75	74.0	238.1	22,100	17,700	14,200	11,800	77.4	236.7	21,500	17,900	14,400	11,900		75
80	72.8	236.5	21,600	17,600	14,100	11,700	76.2	235.2	21,100	17,900	14,400	11,900		80
85	71.5	234.8	21,300	17,500	14,100	11,700	74.9	233.5	20,700	17,800	14,300	11,900		85
90	70.3	233.0	20,900	17,300	14,000	11,600	73.6	231.7	20,300	17,700	14,300	11,900		90
95	69.0	231.1	20,500	17,300	14,000	11,600	72.3	229.7	19,900	17,400	14,300	11,900		95
100	67.7	229.0	20,100	17,200	13,900	11,600	71.0	227.6	19,600	17,100	14,300	11,900		100
105	66.4	226.8	19,700	17,100	13,900	11,600	69.7	225.4	19,200	16,800	14,300	11,900		105
110	65.1	224.5	19,400	17,000	13,800	11,500	68.4	223.1	18,900	16,600	14,300	11,900		110
115	63.7	222.0	19,100	16,900	13,700	11,500	67.1	220.6	18,500	16,300	14,300	11,900		115
120	62.4	219.4	18,700	16,800	13,700	11,500	65.7	217.9	18,200	16,000	14,200	11,900		120
125	61.0	216.6	18,400	16,600	13,700	11,400	64.3	215.1	17,900	15,800	14,200	11,900		125
130	59.6	213.7	18,100	16,300	13,600	11,400	62.9	212.2	17,600	15,600	14,000	11,900		130
135	58.2	210.6	17,800	16,000	13,500	11,300	61.5	209.0	17,200	15,300	13,800	11,900		135
140	56.8	207.3	17,500	15,700	13,500	11,300	60.1	205.7	16,900	15,100	13,600	11,900		140
145	55.4	203.8	17,300	15,500	13,400	11,300	58.6	202.3	16,700	14,900	13,500	11,900		145
150	53.9	200.2	17,100	15,200	13,400	11,300	57.1	198.6	16,400	14,700	13,300	11,900		150
155	52.4	196.3	16,900	14,900	13,300	11,300	55.6	194.7	16,100	14,500	13,100	11,900		155
160	50.8	192.2	16,500	14,700	13,300	11,200	54.1	190.6	15,900	14,300	13,000	11,800		160
165	49.3	187.9	16,300	14,500	13,100	11,200	52.5	186.2	15,600	14,100	12,800	11,700		165
170	47.6	183.4	16,000	14,200	12,800	11,200	50.8	181.6	15,300	13,900	12,600	11,600		170
175	46.0	178.6	15,700	14,000	12,700	11,200	49.2	176.8	15,100	13,700	12,500	11,500		175
180	44.3	173.5	15,400	13,800	12,500	11,100	47.4	171.6	14,900	13,500	12,400	11,400		180
185	42.5	168.0	15,200	13,600	12,300	11,100	45.7	166.1	14,500	13,400	12,300	11,300		185
190	40.7	162.2	14,900	13,400	12,200	11,100	43.8	160.2	14,100	13,200	12,100	11,200		190
195	38.8	156.1	14,500	13,200	12,000	11,000	41.9	154.0	13,800	13,100	12,000	11,100		195
200	36.8	149.4	13,700	13,000	11,900	10,900	39.9	147.2	13,500	12,900	11,900	11,000		200
205	34.7	142.3	12,900	12,400	11,700	10,700	37.8	140.0	13,200	12,800	11,800	10,900		205
210	32.5	134.6	12,200	11,700	11,200	10,700	35.5	132.1	12,700	12,200	11,700	10,800		210
215	30.2	126.1	11,500	11,100	10,600	10,200	33.1	123.5	11,900	11,500	11,000	10,600		215
220	27.7	116.8	10,900	10,500	10,000	9,600	30.5	113.9	11,200	10,800	10,400	10,000		220
225	24.9	106.3	10,200	9,900	9,500	9,100								225
230	21.8	94.2	9,600	9,300	9,000	8,600								230
235	18.2	79.9	9,100	8,700	8,400	8,100								235

MLC250 S-2



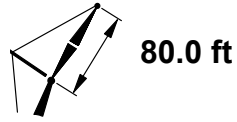
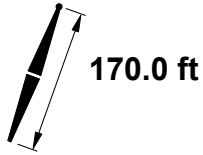
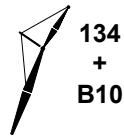
				25°					
				0°	1°	2°	3°		
				lb	lb	lb	lb		
ft	°	ft						ft	
50								50	
55								55	
60								60	
65								65	
70								70	
75	80.9	233.2		19,400				75	
80	79.7	231.6		19,100	16,700			80	
85	78.4	229.9		18,800	16,500	14,500		85	
90	77.1	228.0		18,500	16,300	14,500	12,100	90	
95	75.8	226.0		18,100	16,100	14,500	12,100	95	
100	74.4	223.9		17,900	15,900	14,300	12,100	100	
105	73.1	221.7		17,300	15,700	14,100	12,100	105	
110	71.8	219.3		16,800	15,500	14,000	12,100	110	
115	70.4	216.8		16,300	15,300	13,900	12,100	115	
120	69.0	214.1		15,800	15,100	13,700	12,100	120	
125	67.6	211.2		15,300	14,900	13,500	12,100	125	
130	66.2	208.2		14,900	14,600	13,400	12,100	130	
135	64.7	205.0		14,500	14,200	13,300	12,100	135	
140	63.3	201.6		14,100	13,900	13,100	12,000	140	
145	61.8	198.1		13,800	13,500	13,000	11,900	145	
150	60.3	194.3		13,400	13,200	12,900	11,900	150	
155	58.7	190.3		13,100	12,900	12,700	11,800	155	
160	57.1	186.1		12,800	12,600	12,400	11,700	160	
165	55.5	181.7		12,500	12,300	12,200	11,600	165	
170	53.8	176.9		12,200	12,100	11,900	11,500	170	
175	52.1	171.9		12,000	11,800	11,700	11,400	175	
180	50.3	166.6		11,700	11,600	11,500	11,400	180	
185	48.5	160.9		11,500	11,400	11,300	11,200	185	
190	46.5	154.9		11,300	11,200	11,100	11,000	190	
195	44.5	148.3		11,100	11,000	10,900	10,800	195	
200	42.5	141.3		10,900	10,800	10,700	10,700	200	
205	40.2	133.7		10,700	10,700	10,600	10,500	205	
210								210	
215								215	
220								220	
225								225	
230								230	
235								235	

MLC250 S-2



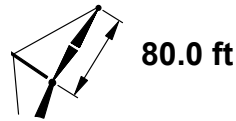
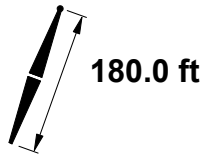
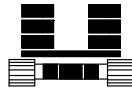
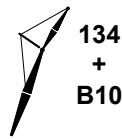
ft	5°						15°						ft
	°	ft	184,600 lb + 44,000 lb				°	ft	184,600 lb + 44,000 lb				
			0°	1°	2°	3°			0°	1°	2°	3°	
lb	lb	lb	lb	lb	lb	lb	lb	lb	lb	lb	lb		
50	80.6	254.3	23,700										50
55	79.4	253.4	23,500	17,900									55
60	78.2	252.3	23,200	17,900	14,300								60
65	77.1	251.1	22,800	17,700	14,200	11,800	80.3	249.8	22,500				65
70	75.9	249.9	22,400	17,700	14,200	11,700	79.2	248.5	22,000	17,800			70
75	74.7	248.5	22,000	17,600	14,100	11,700	78.0	247.1	21,600	17,800	14,300	11,800	75
80	73.5	247.0	21,600	17,500	14,000	11,700	76.8	245.6	21,200	17,800	14,300	11,800	80
85	72.3	245.4	21,300	17,400	14,000	11,600	75.5	244.0	20,900	17,700	14,200	11,800	85
90	71.1	243.7	20,900	17,300	13,900	11,600	74.3	242.3	20,500	17,700	14,200	11,800	90
95	69.9	241.8	20,500	17,200	13,900	11,600	73.1	240.4	20,100	17,500	14,200	11,800	95
100	68.6	239.9	20,100	17,100	13,800	11,500	71.9	238.4	19,800	17,200	14,200	11,800	100
105	67.4	237.8	19,800	17,000	13,800	11,500	70.6	236.3	19,400	17,000	14,200	11,800	105
110	66.1	235.5	19,400	17,000	13,700	11,400	69.3	234.1	19,000	16,700	14,200	11,800	110
115	64.9	233.2	19,100	16,800	13,600	11,400	68.1	231.7	18,700	16,400	14,200	11,800	115
120	63.6	230.7	18,800	16,800	13,600	11,400	66.8	229.2	18,400	16,200	14,200	11,800	120
125	62.3	228.0	18,400	16,700	13,600	11,400	65.5	226.6	18,000	16,000	14,200	11,800	125
130	61.0	225.3	18,100	16,500	13,500	11,300	64.2	223.8	17,700	15,700	14,100	11,800	130
135	59.7	222.3	17,800	16,200	13,500	11,300	62.8	220.8	17,500	15,500	13,900	11,800	135
140	58.3	219.2	17,600	16,000	13,400	11,200	61.5	217.7	17,200	15,300	13,800	11,800	140
145	56.9	216.0	17,300	15,700	13,400	11,200	60.1	214.4	16,900	15,100	13,600	11,800	145
150	55.6	212.5	17,100	15,400	13,300	11,200	58.7	210.9	16,600	14,900	13,400	11,800	150
155	54.1	208.9	16,900	15,200	13,300	11,200	57.3	207.3	16,400	14,700	13,300	11,800	155
160	52.7	205.1	16,500	14,900	13,300	11,200	55.8	203.4	16,100	14,500	13,100	11,800	160
165	51.2	201.1	16,300	14,700	13,200	11,200	54.3	199.4	15,900	14,300	12,900	11,800	165
170	49.7	196.9	16,100	14,500	13,100	11,100	52.8	195.1	15,700	14,100	12,800	11,700	170
175	48.2	192.4	15,900	14,300	12,800	11,100	51.3	190.6	15,400	13,900	12,700	11,600	175
180	46.6	187.7	15,700	14,000	12,700	11,100	49.7	185.8	15,200	13,700	12,500	11,500	180
185	45.0	182.7	15,500	13,900	12,500	11,100	48.0	180.8	15,000	13,600	12,400	11,400	185
190	43.3	177.4	14,800	13,700	12,300	11,000	46.3	175.5	14,700	13,400	12,300	11,300	190
195	41.6	171.8	14,000	13,300	12,200	11,000	44.6	169.8	14,300	13,200	12,100	11,200	195
200	39.8	165.8	13,200	12,600	12,000	11,000	42.8	163.8	13,800	13,100	12,100	11,100	200
205	38.0	159.5	12,400	11,900	11,300	10,800	40.9	157.3	13,000	12,400	11,800	11,000	205
210	36.0	152.7	11,700	11,200	10,700	10,200	38.9	150.4	12,200	11,700	11,100	10,600	210
215	34.0	145.3	11,000	10,500	10,000	9,600	36.9	142.9	11,500	11,000	10,500	10,000	215
220	31.8	137.4	10,400	9,900	9,500	9,000	34.7	134.8	10,800	10,300	9,900	9,400	220
225	29.6	128.7	9,800	9,300	8,900	8,500	32.3	126.0	10,100	9,700	9,300	8,900	225
230	27.1	119.1	9,200	8,800	8,400	8,000	29.8	116.1	9,500	9,100	8,700	8,300	230
235	24.4	108.4	8,600	8,200	7,900	7,500							235
240	21.3	96.1	8,000	7,700	7,400	7,100							240
245	17.8	81.4	7,500	7,200	6,900	6,600							245

MLC250 S-2



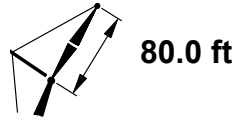
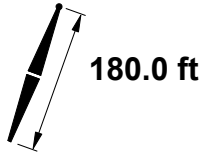
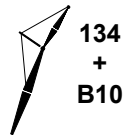
		25°					
ft	°	ft	lb	lb	lb	lb	ft
50							50
55							55
60							60
65							65
70							70
75							75
80	80.1	242.0	19,200				80
85	78.9	240.4	18,800	16,600	14,500		85
90	77.6	238.6	18,500	16,400	14,500	12,000	90
95	76.4	236.7	18,300	16,200	14,500	12,000	95
100	75.1	234.7	18,000	16,000	14,400	12,000	100
105	73.8	232.6	17,600	15,800	14,200	12,000	105
110	72.6	230.3	17,100	15,600	14,100	12,000	110
115	71.3	227.9	16,600	15,400	13,900	12,000	115
120	70.0	225.3	16,100	15,200	13,800	12,000	120
125	68.6	222.6	15,700	15,100	13,600	12,000	125
130	67.3	219.8	15,200	14,900	13,500	12,000	130
135	65.9	216.7	14,800	14,500	13,400	12,000	135
140	64.5	213.6	14,400	14,200	13,300	12,000	140
145	63.1	210.2	14,100	13,800	13,200	12,000	145
150	61.7	206.7	13,700	13,500	13,000	11,900	150
155	60.2	203.0	13,400	13,200	12,900	11,900	155
160	58.8	199.0	13,100	12,900	12,700	11,800	160
165	57.2	194.9	12,800	12,600	12,500	11,700	165
170	55.7	190.5	12,500	12,400	12,200	11,600	170
175	54.1	185.9	12,300	12,100	12,000	11,500	175
180	52.5	181.0	12,000	11,900	11,700	11,500	180
185	50.8	175.8	11,800	11,700	11,500	11,400	185
190	49.0	170.3	11,600	11,500	11,300	11,200	190
195	47.2	164.4	11,400	11,300	11,200	11,100	195
200	45.4	158.2	11,200	11,100	11,000	10,900	200
205	43.4	151.5	11,000	10,900	10,800	10,700	205
210	41.4	144.2	10,800	10,700	10,700	10,600	210
215	39.2	136.4	10,700	10,600	10,500	10,400	215
220							220
225							225
230							230
235							235
240							240
245							245

MLC250 S-2



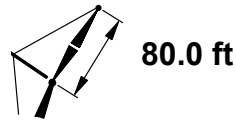
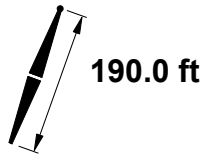
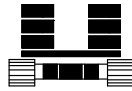
ft	5°							15°							ft
	°	ft	184,600 lb + 44,000 lb				°	ft	184,600 lb + 44,000 lb						
			0°	1°	2°	3°			0°	1°	2°	3°			
lb	lb	lb	lb	lb	lb	lb	lb	lb	lb	lb	lb	lb			
50	81.0	264.5	23,700	17,800									50		
55	79.8	263.6	23,400	17,800									55		
60	78.7	262.5	23,100	17,800	14,200								60		
65	77.6	261.4	22,800	17,600	14,100	11,800	80.7	260.1	22,500				65		
70	76.4	260.2	22,500	17,600	14,100	11,700	79.6	258.8	22,100	17,700			70		
75	75.3	258.9	22,100	17,400	14,000	11,600	78.4	257.5	21,700	17,700	14,200		75		
80	74.2	257.4	21,700	17,400	14,000	11,600	77.3	256.1	21,300	17,600	14,200	11,800	80		
85	73.0	255.9	21,300	17,300	13,900	11,600	76.1	254.5	21,000	17,600	14,200	11,800	85		
90	71.8	254.3	20,900	17,200	13,800	11,500	75.0	252.9	20,600	17,600	14,100	11,800	90		
95	70.7	252.5	20,600	17,200	13,800	11,500	73.8	251.1	20,200	17,600	14,100	11,700	95		
100	69.5	250.6	20,200	17,000	13,800	11,400	72.6	249.2	19,900	17,300	14,100	11,700	100		
105	68.3	248.6	19,900	16,900	13,700	11,400	71.4	247.2	19,500	17,100	14,100	11,700	105		
110	67.1	246.5	19,500	16,900	13,700	11,400	70.2	245.0	19,300	16,800	14,100	11,700	110		
115	65.9	244.2	19,200	16,800	13,600	11,400	69.0	242.8	18,900	16,600	14,100	11,700	115		
120	64.7	241.9	18,900	16,700	13,600	11,400	67.8	240.4	18,600	16,300	14,100	11,700	120		
125	63.5	239.4	18,600	16,600	13,500	11,300	66.5	237.9	18,300	16,100	14,100	11,700	125		
130	62.2	236.7	18,300	16,500	13,500	11,300	65.3	235.2	18,000	15,900	14,100	11,700	130		
135	61.0	233.9	18,000	16,500	13,400	11,200	64.0	232.4	17,700	15,700	14,100	11,700	135		
140	59.7	231.0	17,800	16,200	13,300	11,200	62.7	229.4	17,400	15,500	13,900	11,700	140		
145	58.4	227.9	17,400	15,900	13,300	11,200	61.4	226.3	17,200	15,200	13,800	11,700	145		
150	57.1	224.7	17,200	15,600	13,300	11,200	60.1	223.1	16,900	15,100	13,500	11,700	150		
155	55.7	221.2	17,000	15,400	13,300	11,100	58.7	219.6	16,700	14,900	13,400	11,700	155		
160	54.4	217.7	16,700	15,200	13,200	11,100	57.4	216.0	16,400	14,700	13,200	11,700	160		
165	53.0	213.9	16,400	14,900	13,200	11,100	56.0	212.2	16,100	14,500	13,100	11,700	165		
170	51.6	209.9	16,200	14,700	13,100	11,100	54.6	208.2	15,900	14,300	13,000	11,700	170		
175	50.2	205.8	16,000	14,500	13,000	11,000	53.1	204.0	15,600	14,100	12,800	11,700	175		
180	48.7	201.4	15,800	14,300	12,900	11,000	51.6	199.6	15,400	13,900	12,700	11,600	180		
185	47.2	196.7	15,200	14,100	12,700	11,000	50.1	194.9	15,200	13,800	12,600	11,500	185		
190	45.6	191.9	14,300	13,600	12,500	11,000	48.6	190.0	15,000	13,600	12,400	11,400	190		
195	44.1	186.7	13,500	12,800	12,100	11,000	47.0	184.8	14,200	13,500	12,300	11,300	195		
200	42.4	181.3	12,700	12,100	11,400	10,800	45.3	179.3	13,400	12,700	12,100	11,200	200		
205	40.8	175.5	12,000	11,400	10,800	10,200	43.6	173.4	12,600	12,000	11,400	10,800	205		
210	39.0	169.3	11,300	10,700	10,100	9,600	41.8	167.2	11,800	11,300	10,700	10,100	210		
215	37.2	162.8	10,600	10,000	9,500	9,000	40.0	160.6	11,100	10,600	10,000	9,500	215		
220	35.3	155.8	9,900	9,400	8,900	8,500	38.1	153.4	10,400	9,900	9,400	8,900	220		
225	33.3	148.3	9,300	8,800	8,400	8,000	36.1	145.8	9,800	9,300	8,800	8,400	225		
230	31.2	140.1	8,700	8,300	7,900	7,400	33.9	137.5	9,100	8,700	8,300	7,800	230		
235	29.0	131.2	8,100	7,700	7,400	7,000	31.6	128.4	8,500	8,100	7,700	7,300	235		
240	26.5	121.4	7,600	7,200	6,900	6,500	29.1	118.4	7,900	7,500	7,200	6,800	240		
245	23.9	110.5	7,100	6,700	6,400	6,100							245		
250	20.9	97.9	6,600	6,200	5,900	5,600							250		
255	17.4	82.9	6,100	5,800	5,500	5,200							255		

MLC250 S-2



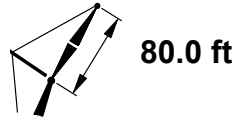
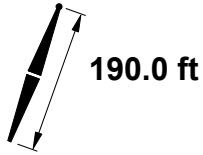
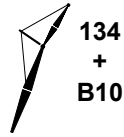
		25°					
		0°					
		1°					
		2°					
		3°					
ft	°	ft	lb	lb	lb	lb	ft
50							50
55							55
60							60
65							65
70							70
75							75
80	80.5	252.4	19,200				80
85	79.3	250.8	18,900	16,600			85
90	78.1	249.1	18,600	16,400	14,400		90
95	76.9	247.3	18,400	16,300	14,400	12,000	95
100	75.7	245.4	18,200	16,000	14,400	12,000	100
105	74.5	243.4	17,900	15,800	14,300	12,000	105
110	73.3	241.2	17,400	15,700	14,100	12,000	110
115	72.1	238.9	16,900	15,500	14,000	12,000	115
120	70.8	236.5	16,400	15,300	13,900	12,000	120
125	69.6	233.9	16,000	15,200	13,700	12,000	125
130	68.3	231.2	15,500	15,000	13,600	12,000	130
135	67.0	228.3	15,100	14,800	13,500	12,000	135
140	65.7	225.3	14,800	14,500	13,400	12,000	140
145	64.3	222.1	14,400	14,100	13,200	12,000	145
150	63.0	218.8	14,000	13,800	13,100	12,000	150
155	61.6	215.3	13,700	13,500	13,000	11,900	155
160	60.2	211.6	13,400	13,200	12,900	11,900	160
165	58.8	207.7	13,100	12,900	12,700	11,700	165
170	57.4	203.6	12,800	12,700	12,500	11,700	170
175	55.9	199.3	12,600	12,400	12,200	11,600	175
180	54.4	194.8	12,300	12,200	12,000	11,600	180
185	52.8	190.0	12,100	11,900	11,800	11,400	185
190	51.2	184.9	11,800	11,700	11,600	11,400	190
195	49.6	179.6	11,600	11,500	11,400	11,300	195
200	47.9	173.9	11,400	11,300	11,200	11,100	200
205	46.1	167.8	11,200	11,100	11,000	11,000	205
210	44.3	161.4	11,100	11,000	10,900	10,600	210
215	42.4	154.5	10,900	10,800	10,500	10,000	215
220	40.3	147.1	10,700	10,300	9,800	9,300	220
225							225
230							230
235							235
240							240
245							245
250							250
255							255

MLC250 S-2



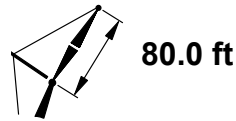
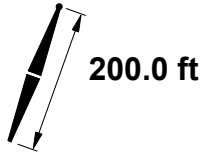
ft	5°							15°							ft
	°	ft	184,600 lb + 44,000 lb				°	ft	184,600 lb + 44,000 lb						
			0°	1°	2°	3°			0°	1°	2°	3°			
lb	lb	lb	lb	lb	lb	lb	lb	lb	lb	lb	lb	lb			
55	80.2	273.7	23,200											55	
60	79.1	272.8	23,000	17,700										60	
65	78.0	271.7	23,000	17,500	14,100									65	
70	77.0	270.5	22,400	17,500	14,000	11,600	80.0	269.1	22,200	17,600				70	
75	75.9	269.2	22,100	17,400	14,000	11,600	78.9	267.8	21,800	17,600	14,100			75	
80	74.8	267.9	21,700	17,300	13,900	11,500	77.8	266.5	21,400	17,600	14,100	11,600		80	
85	73.7	266.4	21,300	17,200	13,800	11,500	76.7	265.0	21,000	17,600	14,100	11,600		85	
90	72.5	264.8	21,000	17,100	13,800	11,400	75.5	263.4	20,700	17,500	14,100	11,600		90	
95	71.4	263.1	20,600	17,000	13,700	11,400	74.4	261.7	20,300	17,500	14,000	11,600		95	
100	70.3	261.3	20,300	17,000	13,700	11,400	73.3	259.9	20,000	17,400	14,000	11,600		100	
105	69.2	259.4	19,900	16,900	13,700	11,400	72.1	257.9	19,700	17,200	14,000	11,600		105	
110	68.0	257.4	19,600	16,800	13,600	11,300	71.0	255.9	19,400	16,900	14,000	11,600		110	
115	66.9	255.2	19,300	16,700	13,600	11,300	69.8	253.7	19,100	16,700	14,000	11,600		115	
120	65.7	252.9	18,900	16,600	13,500	11,300	68.7	251.5	18,800	16,500	14,000	11,600		120	
125	64.5	250.6	18,600	16,600	13,500	11,200	67.5	249.0	18,500	16,200	14,000	11,600		125	
130	63.3	248.0	18,400	16,500	13,400	11,200	66.3	246.5	18,200	16,000	14,000	11,600		130	
135	62.1	245.4	18,100	16,400	13,400	11,200	65.1	243.8	17,900	15,800	14,000	11,600		135	
140	60.9	242.6	17,800	16,300	13,300	11,200	63.8	241.0	17,600	15,600	14,000	11,600		140	
145	59.7	239.7	17,500	16,100	13,300	11,100	62.6	238.1	17,400	15,400	13,900	11,600		145	
150	58.4	236.6	17,300	15,900	13,200	11,100	61.4	235.0	17,100	15,200	13,700	11,600		150	
155	57.2	233.3	17,000	15,600	13,200	11,100	60.1	231.7	16,900	15,000	13,500	11,600		155	
160	55.9	230.0	16,700	15,400	13,100	11,100	58.8	228.3	16,600	14,800	13,400	11,600		160	
165	54.6	226.4	16,600	15,100	13,100	11,100	57.5	224.7	16,400	14,600	13,200	11,600		165	
170	53.3	222.7	16,400	14,900	13,100	11,000	56.1	221.0	16,100	14,400	13,100	11,600		170	
175	51.9	218.7	16,200	14,700	13,000	11,000	54.8	217.0	15,900	14,300	12,900	11,600		175	
180	50.5	214.6	15,500	14,500	13,000	11,000	53.4	212.9	15,700	14,100	12,800	11,600		180	
185	49.1	210.3	14,600	13,800	12,900	11,000	52.0	208.5	15,500	14,000	12,700	11,600		185	
190	47.7	205.8	13,700	13,000	12,200	10,900	50.5	203.9	14,500	13,700	12,600	11,500		190	
195	46.2	201.0	12,900	12,200	11,500	10,800	49.1	199.1	13,700	12,900	12,200	11,400		195	
200	44.7	195.9	12,100	11,400	10,800	10,100	47.5	194.0	12,800	12,100	11,400	10,800		200	
205	43.2	190.6	11,400	10,700	10,100	9,500	46.0	188.6	12,100	11,400	10,700	10,100		205	
210	41.6	185.0	10,700	10,000	9,500	8,900	44.4	183.0	11,300	10,700	10,100	9,500		210	
215	39.9	179.1	10,000	9,400	8,900	8,300	42.7	176.9	10,600	10,000	9,400	8,900		215	
220	38.2	172.8	9,300	8,800	8,300	7,800	41.0	170.5	9,900	9,300	8,800	8,300		220	
225	36.5	166.1	8,700	8,200	7,700	7,200	39.2	163.7	9,200	8,700	8,200	7,700		225	
230	34.6	158.9	8,100	7,600	7,200	6,700	37.3	156.4	8,600	8,100	7,600	7,200		230	
235	32.7	151.2	7,500	7,100	6,700	6,300	35.3	148.6	8,000	7,500	7,100	6,700		235	
240	30.6	142.8	7,000	6,600	6,200	5,800	33.2	140.1	7,400	7,000	6,600	6,200		240	
245	28.4	133.7	6,500	6,100	5,700	5,400	30.9	130.8	6,800	6,400	6,100	5,700		245	
250	26.0	123.7	6,000	5,600	5,300	4,900	28.5	120.5	6,300	5,900	5,600	5,200		250	
255	23.4	112.5	5,500	5,200	4,800	4,500								255	
260	20.5	99.6	5,000	4,700	4,400	4,100								260	

MLC250 S-2



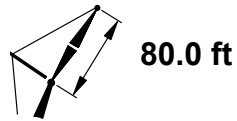
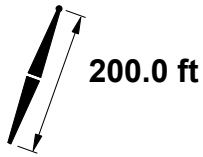
ft	25°						ft
	ft	ft	lb				
			0°	1°	2°	3°	
55							55
60							60
65							65
70							70
75							75
80	80.9	262.7	19,300				80
85	79.7	261.2	19,000	16,700			85
90	78.6	259.6	18,700	16,400	14,300		90
95	77.5	257.9	18,400	16,300	14,300	11,900	95
100	76.3	256.0	18,300	16,100	14,300	11,900	100
105	75.2	254.1	18,000	15,900	14,300	11,900	105
110	74.0	252.0	17,700	15,800	14,200	11,900	110
115	72.8	249.8	17,200	15,600	14,000	11,900	115
120	71.6	247.5	16,700	15,400	13,900	11,900	120
125	70.4	245.0	16,300	15,300	13,800	11,900	125
130	69.2	242.5	15,800	15,100	13,700	11,900	130
135	68.0	239.7	15,400	15,000	13,600	11,900	135
140	66.7	236.9	15,100	14,800	13,400	11,900	140
145	65.5	233.9	14,700	14,400	13,300	11,900	145
150	64.2	230.7	14,300	14,100	13,200	11,900	150
155	62.9	227.4	14,000	13,800	13,100	11,900	155
160	61.6	223.9	13,700	13,500	13,000	11,900	160
165	60.2	220.3	13,400	13,200	12,900	11,800	165
170	58.9	216.4	13,100	12,900	12,700	11,800	170
175	57.5	212.4	12,900	12,700	12,500	11,700	175
180	56.1	208.1	12,600	12,400	12,300	11,600	180
185	54.6	203.7	12,400	12,200	12,000	11,500	185
190	53.1	199.0	12,100	12,000	11,800	11,400	190
195	51.6	194.0	11,900	11,800	11,600	11,400	195
200	50.0	188.8	11,700	11,600	11,500	11,300	200
205	48.4	183.3	11,500	11,400	11,300	10,700	205
210	46.8	177.4	11,300	11,200	10,600	10,000	210
215	45.0	171.2	11,100	10,500	9,900	9,400	215
220	43.2	164.6	10,400	9,800	9,300	8,700	220
225	41.4	157.5	9,700	9,200	8,600	8,100	225
230	39.4	149.9	9,000	8,500	8,000	7,600	230
235							235
240							240
245							245
250							250
255							255
260							260

MLC250 S-2



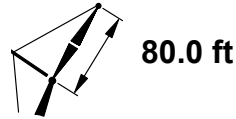
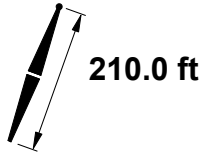
	5°							15°							
	ft	°	ft	184,600 lb + 44,000 lb				ft	°	ft	184,600 lb + 44,000 lb				ft
				0°	1°	2°	3°				0°	1°	2°	3°	
ft	°	ft	lb	lb	lb	lb	°	ft	lb	lb	lb	lb	ft		
55	80.6	283.9	23,300											55	
60	79.5	283.0	22,900	17,500										60	
65	78.5	281.9	22,700	17,500	13,900									65	
70	77.4	280.8	22,400	17,400	13,900	11,500	80.3	279.4	22,200					70	
75	76.4	279.6	22,100	17,200	13,800	11,500	79.3	278.2	21,800	17,500				75	
80	75.3	278.2	21,700	17,200	13,800	11,500	78.2	276.8	21,500	17,400	14,000			80	
85	74.3	276.8	21,400	17,100	13,700	11,400	77.2	275.4	21,100	17,400	14,000	11,600		85	
90	73.2	275.3	21,000	17,000	13,700	11,300	76.1	273.9	20,800	17,400	14,000	11,600		90	
95	72.1	273.7	20,700	16,900	13,600	11,300	75.0	272.2	20,500	17,400	14,000	11,600		95	
100	71.0	271.9	20,300	16,900	13,600	11,300	73.9	270.5	20,200	17,400	14,000	11,600	100		
105	69.9	270.1	20,000	16,800	13,600	11,300	72.8	268.6	19,800	17,200	13,900	11,600	105		
110	68.8	268.2	19,700	16,700	13,500	11,200	71.7	266.7	19,500	17,000	13,900	11,600	110		
115	67.7	266.1	19,400	16,600	13,400	11,200	70.6	264.6	19,300	16,800	13,900	11,600	115		
120	66.6	263.9	19,000	16,500	13,400	11,200	69.5	262.4	19,000	16,600	13,900	11,600	120		
125	65.5	261.6	18,700	16,500	13,400	11,200	68.3	260.1	18,600	16,400	13,900	11,600	125		
130	64.4	259.2	18,400	16,400	13,300	11,200	67.2	257.7	18,400	16,100	13,900	11,600	130		
135	63.2	256.7	18,200	16,300	13,300	11,100	66.0	255.2	18,100	15,900	13,900	11,600	135		
140	62.1	254.0	17,900	16,200	13,200	11,100	64.9	252.5	17,900	15,700	13,900	11,600	140		
145	60.9	251.2	17,600	16,200	13,200	11,100	63.7	249.7	17,600	15,500	13,900	11,600	145		
150	59.7	248.3	17,500	16,000	13,100	11,100	62.5	246.7	17,300	15,400	13,800	11,600	150		
155	58.5	245.2	17,100	15,800	13,100	11,000	61.3	243.6	17,000	15,200	13,600	11,600	155		
160	57.3	242.0	16,800	15,500	13,100	11,000	60.1	240.4	16,800	15,000	13,500	11,600	160		
165	56.0	238.7	16,700	15,300	13,000	11,000	58.8	237.0	16,600	14,800	13,400	11,600	165		
170	54.8	235.1	16,500	15,100	13,000	11,000	57.6	233.4	16,400	14,600	13,200	11,600	170		
175	53.5	231.4	16,100	14,900	13,000	10,900	56.3	229.7	16,100	14,500	13,100	11,600	175		
180	52.2	227.5	15,100	14,100	12,900	10,900	55.0	225.8	15,900	14,300	12,900	11,600	180		
185	50.9	223.5	14,100	13,300	12,400	10,900	53.7	221.7	15,100	14,100	12,800	11,600	185		
190	49.6	219.2	13,300	12,400	11,700	10,900	52.3	217.4	14,100	13,300	12,500	11,600	190		
195	48.2	214.8	12,400	11,700	10,900	10,200	50.9	212.9	13,300	12,500	11,700	10,900	195		
200	46.8	210.1	11,600	10,900	10,200	9,500	49.5	208.2	12,400	11,700	11,000	10,300	200		
205	45.4	205.1	10,900	10,200	9,600	8,900	48.0	203.2	11,600	10,900	10,200	9,600	205		
210	43.9	199.9	10,200	9,500	8,900	8,300	46.6	197.9	10,900	10,200	9,600	9,000	210		
215	42.4	194.5	9,500	8,900	8,300	7,800	45.0	192.4	10,200	9,500	8,900	8,400	215		
220	40.8	188.7	8,900	8,300	7,700	7,200	43.4	186.6	9,500	8,900	8,300	7,800	220		
225	39.2	182.6	8,200	7,700	7,200	6,700	41.8	180.4	8,800	8,300	7,700	7,200	225		
230	37.5	176.1	7,700	7,200	6,700	6,200	40.1	173.8	8,200	7,700	7,200	6,700	230		
235	35.8	169.3	7,100	6,600	6,200	5,700	38.4	166.9	7,600	7,100	6,600	6,200	235		
240	34.0	161.9	6,500	6,100	5,700	5,200	36.5	159.4	7,000	6,600	6,100	5,700	240		
250	30.0	145.5	5,500	5,100	4,800	4,400	32.5	142.6	5,900	5,500	5,100	4,700	250		
255	27.9	136.2	5,000	4,700	4,300	4,000	30.3	133.1	5,400	5,000	4,600	4,300	255		
260	25.5	125.9	4,600	4,200			27.9	122.6	4,900	4,500	4,200		260		
265	23.0	114.5	4,100										265		

MLC250 S-2



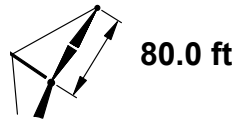
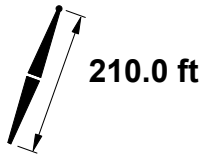
		25°					
		0°					
		1°					
		2°					
		3°					
ft	°	ft	lb	lb	lb	lb	ft
55							55
60							60
65							65
70							70
75							75
80							80
85	80.1	271.6	19,100				85
90	79.0	270.1	18,800	16,500			90
95	77.9	268.4	18,500	16,300	14,200	11,800	95
100	76.8	266.6	18,300	16,200	14,200	11,800	100
105	75.7	264.8	18,000	15,900	14,200	11,800	105
110	74.6	262.8	17,800	15,800	14,200	11,800	110
115	73.5	260.7	17,500	15,600	14,000	11,800	115
120	72.3	258.4	17,000	15,500	13,900	11,800	120
125	71.2	256.1	16,500	15,400	13,800	11,800	125
130	70.0	253.6	16,100	15,100	13,700	11,800	130
135	68.8	251.0	15,700	15,000	13,600	11,800	135
140	67.7	248.3	15,400	14,900	13,500	11,800	140
145	66.5	245.5	15,000	14,700	13,300	11,800	145
150	65.2	242.5	14,600	14,400	13,300	11,800	150
155	64.0	239.3	14,300	14,100	13,100	11,800	155
160	62.8	236.0	14,000	13,800	13,100	11,800	160
165	61.5	232.5	13,700	13,500	12,900	11,800	165
170	60.2	228.9	13,400	13,200	12,900	11,800	170
175	58.9	225.1	13,100	12,900	12,800	11,700	175
180	57.6	221.1	12,900	12,700	12,500	11,600	180
185	56.2	216.9	12,600	12,500	12,300	11,600	185
190	54.8	212.5	12,400	12,200	12,100	11,500	190
195	53.4	207.9	12,200	12,000	11,900	11,400	195
200	52.0	203.1	12,000	11,800	11,700	10,900	200
205	50.5	198.0	11,700	11,600	10,900	10,200	205
210	48.9	192.6	11,500	10,900	10,200	9,600	210
215	47.4	186.9	10,800	10,100	9,500	8,900	215
220	45.7	180.9	10,000	9,400	8,900	8,300	220
225	44.0	174.5	9,300	8,800	8,200	7,700	225
230	42.3	167.7	8,700	8,100	7,600	7,100	230
235	40.4	160.4	8,000	7,500	7,000	6,600	235
240							240
250							250
255							255
260							260
265							265

MLC250 S-2



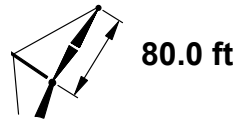
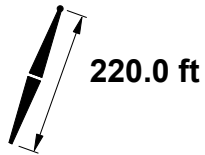
	5°							15°							
	ft	°	ft	184,600 lb + 44,000 lb				ft	°	ft	184,600 lb + 44,000 lb				ft
				0°	1°	2°	3°				0°	1°	2°	3°	
ft	°	ft	lb	lb	lb	lb	ft	°	ft	lb	lb	lb	lb	ft	
55	80.9	294.0	23,100												55
60	79.9	293.1	22,800	17,400											60
65	78.9	292.1	22,600	17,300	13,900										65
70	77.9	291.1	22,300	17,200	13,800	11,400	80.7	289.6	22,200						70
75	76.9	289.9	22,000	17,200	13,700	11,400	79.7	288.4	21,900	17,400					75
80	75.8	288.6	21,700	17,000	13,700	11,300	78.6	287.2	21,500	17,300	13,900				80
85	74.8	287.2	21,300	17,000	13,600	11,300	77.6	285.8	21,200	17,300	13,900	11,500			85
90	73.8	285.8	21,000	16,900	13,600	11,200	76.6	284.3	20,900	17,300	13,800	11,500			90
95	72.8	284.2	20,600	16,800	13,500	11,200	75.5	282.7	20,600	17,300	13,800	11,500			95
100	71.7	282.5	20,300	16,700	13,500	11,200	74.5	281.1	20,200	17,200	13,800	11,500			100
105	70.7	280.8	20,000	16,600	13,500	11,200	73.4	279.3	20,000	17,200	13,800	11,500			105
110	69.6	278.9	19,700	16,600	13,400	11,200	72.4	277.4	19,700	17,100	13,800	11,500			110
115	68.5	276.9	19,300	16,500	13,300	11,100	71.3	275.4	19,400	16,900	13,800	11,500			115
120	67.5	274.8	19,000	16,400	13,300	11,100	70.2	273.3	19,100	16,600	13,800	11,500			120
125	66.4	272.7	18,700	16,400	13,300	11,100	69.2	271.1	18,900	16,400	13,800	11,500			125
130	65.3	270.3	18,400	16,300	13,200	11,100	68.1	268.8	18,500	16,200	13,800	11,500			130
135	64.2	267.9	18,100	16,200	13,200	11,100	67.0	266.4	18,200	16,000	13,800	11,500			135
140	63.1	265.4	17,900	16,100	13,100	11,000	65.8	263.8	18,000	15,900	13,800	11,500			140
145	62.0	262.7	17,600	16,000	13,100	11,000	64.7	261.1	17,700	15,700	13,800	11,500			145
150	60.9	259.9	17,400	16,000	13,000	11,000	63.6	258.3	17,500	15,400	13,800	11,500			150
155	59.7	257.0	17,100	15,900	13,000	11,000	62.4	255.4	17,200	15,300	13,700	11,500			155
160	58.5	253.9	16,800	15,700	13,000	10,900	61.3	252.3	17,000	15,100	13,600	11,500			160
165	57.4	250.7	16,700	15,500	12,900	10,900	60.1	249.0	16,800	14,900	13,500	11,500			165
170	56.2	247.3	16,500	15,300	12,900	10,900	58.9	245.7	16,600	14,800	13,300	11,500			170
175	55.0	243.8	15,500	14,500	12,900	10,900	57.7	242.1	16,400	14,600	13,100	11,500			175
180	53.8	240.2	14,600	13,600	12,600	10,800	56.4	238.4	15,600	14,400	13,000	11,500			180
185	52.5	236.3	13,600	12,700	11,800	10,800	55.2	234.6	14,600	13,600	12,700	11,500			185
190	51.2	232.3	12,700	11,900	11,100	10,300	53.9	230.5	13,700	12,800	11,900	11,100			190
195	50.0	228.1	11,900	11,100	10,300	9,600	52.6	226.3	12,800	12,000	11,100	10,400			195
200	48.6	223.7	11,100	10,400	9,600	8,900	51.3	221.8	12,000	11,200	10,400	9,700			200
205	47.3	219.1	10,400	9,700	9,000	8,300	49.9	217.2	11,200	10,400	9,700	9,000			205
210	45.9	214.3	9,700	9,000	8,300	7,700	48.5	212.3	10,400	9,700	9,000	8,400			210
215	44.5	209.2	9,000	8,400	7,700	7,100	47.1	207.2	9,700	9,000	8,400	7,800			215
220	43.1	203.9	8,300	7,700	7,200	6,600	45.6	201.8	9,000	8,400	7,800	7,200			220
225	41.6	198.3	7,700	7,200	6,600	6,100	44.1	196.1	8,400	7,800	7,200	6,700			225
230	40.1	192.3	7,100	6,600	6,100	5,600	42.6	190.1	7,700	7,200	6,600	6,100			230
235	38.5	186.1	6,600	6,100	5,600	5,100	41.0	183.8	7,100	6,600	6,100	5,600			235
240	36.8	179.4	6,000	5,600	5,100	4,600	39.3	177.1	6,600	6,100	5,600	5,100			240
245	35.1	172.4	5,500	5,100	4,600	4,200	37.6	169.9	6,000	5,500	5,100	4,600			245
250	33.3	164.9	5,000	4,600	4,200		35.8	162.3	5,500	5,000	4,600	4,200			250
255	31.5	156.8	4,500	4,100			33.9	154.0	4,900	4,500	4,100				255
260	29.5	148.1	4,100				31.8	145.2	4,400	4,100					260

MLC250 S-2



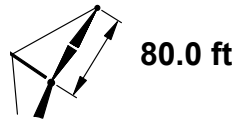
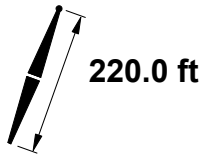
		25°					
		0°					
		1°					
		2°					
		3°					
ft	°	ft	lb	lb	lb	lb	ft
55							55
60							60
65							65
70							70
75							75
80							80
85	80.5	282.0	19,100				85
90	79.4	280.5	18,900	16,500			90
95	78.4	278.9	18,600	16,300	14,100		95
100	77.3	277.2	18,400	16,100	14,100	11,800	100
105	76.3	275.4	18,100	16,000	14,100	11,800	105
110	75.2	273.5	17,900	15,800	14,100	11,800	110
115	74.1	271.4	17,700	15,700	14,100	11,800	115
120	73.0	269.3	17,300	15,500	14,000	11,800	120
125	71.9	267.1	16,800	15,400	13,900	11,800	125
130	70.8	264.7	16,400	15,300	13,700	11,800	130
135	69.7	262.2	16,000	15,100	13,600	11,800	135
140	68.5	259.6	15,600	14,900	13,500	11,800	140
145	67.4	256.9	15,300	14,800	13,400	11,800	145
150	66.2	254.0	14,900	14,600	13,300	11,800	150
155	65.1	251.0	14,600	14,300	13,200	11,800	155
160	63.9	247.9	14,300	14,000	13,100	11,800	160
165	62.7	244.6	14,000	13,700	13,000	11,800	165
170	61.4	241.2	13,700	13,500	12,900	11,800	170
175	60.2	237.6	13,400	13,200	12,800	11,800	175
180	58.9	233.8	13,100	12,900	12,800	11,700	180
185	57.7	229.9	12,900	12,700	12,500	11,700	185
190	56.4	225.7	12,700	12,500	12,300	11,600	190
195	55.0	221.4	12,400	12,300	11,900	11,200	195
200	53.7	216.8	12,200	11,900	11,200	10,400	200
205	52.3	212.1	11,900	11,200	10,400	9,700	205
210	50.9	207.1	11,100	10,400	9,700	9,000	210
215	49.4	201.8	10,400	9,700	9,000	8,400	215
220	47.9	196.3	9,600	9,000	8,400	7,800	220
225	46.4	190.4	8,900	8,300	7,700	7,200	225
230	44.8	184.2	8,300	7,700	7,100	6,600	230
235	43.1	177.7	7,600	7,100	6,600	6,100	235
240	41.4	170.7	7,000	6,500	6,000	5,500	240
245	39.6	163.3	6,400	5,900	5,500	5,000	245
250							250
255							255
260							260

MLC250 S-2



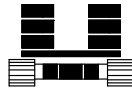
	5°							15°							
	ft	°	ft	184,600 lb + 44,000 lb				ft	°	ft	184,600 lb + 44,000 lb				ft
				0°	1°	2°	3°				0°	1°	2°	3°	
ft	°	ft	lb	lb	lb	lb	ft	°	ft	lb	lb	lb	lb	ft	
60	80.2	303.3	22,600											60	
65	79.3	302.3	22,400	17,100										65	
70	78.3	301.3	22,200	17,100	13,700			81.0	299.9	22,200				70	
75	77.3	300.2	21,900	17,000	13,600	11,300		80.0	298.7	21,900				75	
80	76.3	298.9	21,600	16,900	13,600	11,300		79.0	297.5	21,600	17,200			80	
85	75.3	297.6	21,300	16,900	13,500	11,200		78.0	296.2	21,200	17,100	13,800		85	
90	74.3	296.2	21,000	16,800	13,400	11,200		77.0	294.7	21,000	17,100	13,800	11,400	90	
95	73.3	294.7	20,700	16,700	13,400	11,200		76.0	293.2	20,700	17,100	13,700	11,400	95	
100	72.3	293.1	20,300	16,600	13,400	11,200		75.0	291.6	20,300	17,100	13,700	11,400	100	
105	71.3	291.4	20,000	16,500	13,400	11,100		74.0	289.9	20,100	17,100	13,700	11,400	105	
110	70.3	289.6	19,700	16,500	13,300	11,000		73.0	288.1	19,800	17,000	13,700	11,400	110	
115	69.3	287.7	19,400	16,400	13,300	11,000		72.0	286.2	19,500	17,000	13,700	11,400	115	
120	68.3	285.7	19,100	16,300	13,200	11,000		70.9	284.2	19,200	16,700	13,700	11,400	120	
125	67.2	283.6	18,800	16,300	13,200	11,000		69.9	282.0	19,000	16,500	13,700	11,400	125	
130	66.2	281.4	18,600	16,200	13,200	11,000		68.8	279.8	18,700	16,400	13,700	11,400	130	
135	65.1	279.0	18,200	16,100	13,100	10,900		67.8	277.5	18,400	16,100	13,700	11,400	135	
140	64.1	276.6	18,000	16,000	13,000	10,900		66.7	275.0	18,200	15,900	13,700	11,400	140	
145	63.0	274.0	17,800	16,000	13,000	10,900		65.6	272.5	17,900	15,700	13,700	11,400	145	
150	61.9	271.4	17,400	15,900	13,000	10,900		64.6	269.8	17,700	15,600	13,700	11,400	150	
155	60.8	268.6	17,200	15,900	12,900	10,900		63.5	266.9	17,400	15,400	13,700	11,400	155	
160	59.7	265.6	17,100	15,800	12,900	10,800		62.3	264.0	17,200	15,200	13,600	11,400	160	
165	58.6	262.6	16,800	15,600	12,900	10,800		61.2	260.9	17,000	15,000	13,500	11,400	165	
170	57.5	259.4	16,100	15,000	12,800	10,800		60.1	257.7	16,700	14,900	13,400	11,400	170	
175	56.3	256.0	15,100	14,000	12,800	10,800		58.9	254.3	16,200	14,700	13,300	11,400	175	
180	55.2	252.6	14,100	13,100	12,100	10,700		57.7	250.8	15,100	14,100	13,100	11,400	180	
185	54.0	248.9	13,200	12,200	11,300	10,400		56.6	247.2	14,200	13,200	12,200	11,300	185	
190	52.8	245.1	12,300	11,400	10,500	9,700		55.3	243.3	13,200	12,300	11,400	10,600	190	
195	51.6	241.1	11,400	10,600	9,800	9,000		54.1	239.3	12,400	11,500	10,700	9,900	195	
200	50.3	237.0	10,700	9,900	9,100	8,400		52.9	235.1	11,500	10,700	9,900	9,200	200	
205	49.0	232.7	9,900	9,200	8,400	7,700		51.6	230.8	10,800	10,000	9,200	8,500	205	
210	47.8	228.1	9,200	8,500	7,800	7,100		50.3	226.2	10,000	9,300	8,600	7,900	210	
215	46.4	223.4	8,500	7,800	7,200	6,600		49.0	221.4	9,300	8,600	7,900	7,300	215	
220	45.1	218.4	7,900	7,200	6,600	6,000		47.6	216.4	8,600	7,900	7,300	6,700	220	
225	43.7	213.2	7,300	6,700	6,100	5,500		46.2	211.1	7,900	7,300	6,700	6,100	225	
230	42.3	207.7	6,700	6,100	5,600	5,000		44.8	205.6	7,300	6,700	6,200	5,600	230	
235	40.8	201.9	6,100	5,600	5,100	4,600		43.3	199.8	6,700	6,200	5,600	5,100	235	
240	39.3	195.9	5,600	5,100	4,600	4,100		41.8	193.6	6,100	5,600	5,100	4,600	240	
245	37.8	189.5	5,000	4,600	4,100			40.2	187.1	5,600	5,100	4,600	4,100	245	
250	36.2	182.7	4,500	4,100				38.6	180.2	5,000	4,600	4,100		250	
255	34.5	175.5	4,100					36.9	172.9	4,500	4,100			255	
260								35.1	165.1	4,000				260	

MLC250 S-2

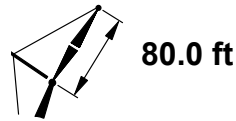
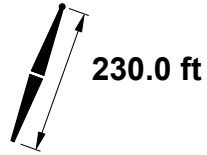


		25°					
		0°					
		1°					
		2°					
		3°					
ft	°	ft	lb	lb	lb	lb	ft
60							60
65							65
70							70
75							75
80							80
85	80.8	292.3	19,100				85
90	79.8	290.8	18,900	16,500			90
95	78.8	289.3	18,700	16,400	14,000		95
100	77.8	287.7	18,500	16,200	14,000	11,600	100
105	76.7	285.9	18,200	16,000	14,000	11,600	105
110	75.7	284.1	18,000	15,900	14,000	11,600	110
115	74.7	282.2	17,800	15,700	14,000	11,600	115
120	73.6	280.1	17,500	15,600	14,000	11,600	120
125	72.6	278.0	17,100	15,400	13,900	11,600	125
130	71.5	275.7	16,700	15,300	13,700	11,600	130
135	70.4	273.3	16,300	15,200	13,600	11,600	135
140	69.3	270.8	15,900	15,000	13,500	11,600	140
145	68.2	268.2	15,500	14,900	13,400	11,600	145
150	67.1	265.5	15,200	14,800	13,300	11,600	150
155	66.0	262.6	14,900	14,600	13,200	11,600	155
160	64.9	259.6	14,500	14,300	13,100	11,600	160
165	63.7	256.5	14,200	14,000	13,000	11,600	165
170	62.6	253.2	13,900	13,700	12,900	11,600	170
175	61.4	249.8	13,700	13,400	12,900	11,600	175
180	60.2	246.2	13,400	13,200	12,800	11,600	180
185	59.0	242.5	13,100	13,000	12,700	11,600	185
190	57.8	238.6	12,900	12,700	12,300	11,400	190
195	56.5	234.5	12,700	12,400	11,500	10,700	195
200	55.2	230.2	12,400	11,500	10,700	9,900	200
205	53.9	225.7	11,500	10,700	10,000	9,200	205
210	52.6	221.1	10,800	10,000	9,300	8,600	210
215	51.2	216.2	10,000	9,300	8,600	7,900	215
220	49.8	211.0	9,300	8,600	7,900	7,300	220
225	48.4	205.6	8,600	7,900	7,300	6,700	225
230	46.9	199.9	7,900	7,300	6,700	6,200	230
235	45.4	193.9	7,300	6,700	6,100	5,600	235
240	43.8	187.6	6,600	6,100	5,600	5,100	240
245	42.2	180.8	6,000	5,500	5,100	4,600	245
250	40.5	173.7	5,500	5,000	4,500	4,100	250
255							255
260							260

MLC250 S-2

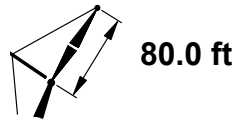
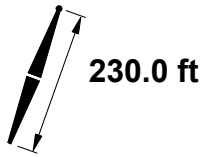


184,600 lb
+
44,000 lb



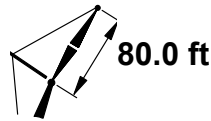
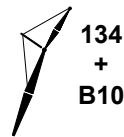
	5°							15°							
	ft	°	ft	184,600 lb + 44,000 lb				ft	°	ft	184,600 lb + 44,000 lb				ft
				0°	1°	2°	3°				0°	1°	2°	3°	
ft	°	ft	lb	lb	lb	lb	ft	°	ft	lb	lb	lb	lb	ft	
60	80.6	313.5	22,600											60	
65	79.6	312.5	22,300	17,000										65	
70	78.7	311.5	22,100	16,900	13,500									70	
75	77.7	310.4	21,800	16,800	13,500	11,200	80.4	309.0	21,900					75	
80	76.8	309.2	21,600	16,800	13,400	11,100	79.4	307.8	21,600	17,100				80	
85	75.8	308.0	21,300	16,700	13,400	11,100	78.4	306.5	21,300	17,000	13,600			85	
90	74.9	306.6	21,000	16,700	13,300	11,100	77.5	305.1	21,000	17,000	13,600	11,300		90	
95	73.9	305.1	20,600	16,600	13,300	11,000	76.5	303.7	20,700	16,900	13,600	11,200		95	
100	72.9	303.6	20,300	16,500	13,300	11,000	75.5	302.1	20,400	16,900	13,600	11,200		100	
105	72.0	302.0	20,000	16,500	13,200	11,000	74.6	300.5	20,100	16,900	13,600	11,200		105	
110	71.0	300.2	19,700	16,400	13,200	11,000	73.6	298.7	19,900	16,900	13,600	11,200		110	
115	70.0	298.4	19,400	16,300	13,100	10,900	72.6	296.9	19,600	16,900	13,600	11,200		115	
120	69.0	296.5	19,100	16,200	13,100	10,900	71.6	294.9	19,300	16,800	13,600	11,200		120	
125	68.0	294.4	18,800	16,200	13,000	10,900	70.6	292.9	19,100	16,600	13,600	11,200		125	
130	67.0	292.3	18,500	16,100	13,000	10,900	69.6	290.8	18,800	16,400	13,600	11,200		130	
135	66.0	290.1	18,300	16,000	13,000	10,800	68.6	288.5	18,500	16,200	13,600	11,200		135	
140	65.0	287.7	18,000	15,900	13,000	10,800	67.5	286.1	18,300	16,000	13,600	11,200		140	
145	63.9	285.3	17,700	15,900	12,900	10,800	66.5	283.7	18,000	15,800	13,600	11,200		145	
150	62.9	282.7	17,500	15,800	12,900	10,800	65.5	281.1	17,800	15,600	13,600	11,200		150	
155	61.9	280.0	17,200	15,800	12,900	10,700	64.4	278.4	17,600	15,500	13,600	11,200		155	
160	60.8	277.2	17,100	15,700	12,800	10,700	63.3	275.6	17,400	15,300	13,600	11,200		160	
165	59.7	274.3	16,600	15,300	12,700	10,700	62.3	272.6	17,200	15,100	13,600	11,200		165	
170	58.6	271.2	15,500	14,300	12,700	10,700	61.2	269.6	16,700	15,000	13,500	11,200		170	
175	57.5	268.1	14,500	13,300	12,300	10,700	60.1	266.4	15,600	14,500	13,400	11,200		175	
180	56.4	264.7	13,500	12,400	11,400	10,500	59.0	263.0	14,600	13,500	12,500	11,200		180	
185	55.3	261.3	12,500	11,600	10,600	9,700	57.8	259.5	13,600	12,600	11,600	10,700		185	
190	54.2	257.7	11,700	10,700	9,800	9,000	56.7	255.9	12,700	11,700	10,800	9,900		190	
195	53.0	253.9	10,800	10,000	9,100	8,300	55.5	252.1	11,800	10,900	10,000	9,200		195	
200	51.8	250.0	10,000	9,200	8,400	7,700	54.3	248.1	11,000	10,100	9,300	8,500		200	
205	50.6	245.9	9,300	8,500	7,800	7,000	53.1	244.0	10,200	9,400	8,600	7,900		205	
210	49.4	241.6	8,600	7,800	7,100	6,400	51.9	239.7	9,400	8,700	7,900	7,200		210	
215	48.2	237.1	7,900	7,200	6,500	5,900	50.6	235.2	8,700	8,000	7,300	6,600		215	
220	46.9	232.4	7,300	6,600	6,000	5,300	49.4	230.5	8,000	7,400	6,700	6,100		220	
225	45.6	227.6	6,600	6,000	5,400	4,800	48.1	225.5	7,400	6,700	6,100	5,500		225	
230	44.3	222.5	6,100	5,500	4,900	4,300	46.7	220.4	6,800	6,100	5,500	5,000		230	
235	43.0	217.1	5,500	4,900	4,400		45.4	215.0	6,200	5,600	5,000	4,500		235	
240	41.6	211.5	4,900	4,400			44.0	209.3	5,600	5,000	4,500	4,000		240	
245	40.1	205.6	4,400				42.5	203.3	5,000	4,500	4,000			245	
250							41.0	197.0	4,500	4,000				250	
255							39.5	190.4	4,000					255	

MLC250 S-2



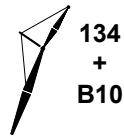
		25°					
		0°					
		1°					
		2°					
		3°					
ft	°	ft	lb	lb	lb	lb	ft
60							60
65							65
70							70
75							75
80							80
85							85
90	80.2	301.2	19,000				90
95	79.2	299.7	18,700	16,300			95
100	78.2	298.1	18,500	16,200	13,900		100
105	77.2	296.5	18,300	16,100	13,900	11,600	105
110	76.2	294.7	18,100	15,900	13,900	11,600	110
115	75.2	292.8	17,900	15,800	13,900	11,600	115
120	74.2	290.9	17,700	15,600	13,900	11,600	120
125	73.2	288.8	17,400	15,500	13,900	11,600	125
130	72.2	286.6	16,900	15,400	13,800	11,600	130
135	71.1	284.4	16,500	15,200	13,700	11,600	135
140	70.1	282.0	16,200	15,100	13,600	11,600	140
145	69.0	279.5	15,800	15,000	13,500	11,600	145
150	68.0	276.8	15,400	14,800	13,400	11,600	150
155	66.9	274.1	15,100	14,700	13,300	11,600	155
160	65.8	271.2	14,800	14,500	13,200	11,600	160
165	64.7	268.2	14,500	14,200	13,100	11,600	165
170	63.6	265.1	14,200	14,000	13,000	11,600	170
175	62.5	261.8	13,900	13,700	12,900	11,600	175
180	61.3	258.4	13,700	13,400	12,800	11,600	180
185	60.2	254.9	13,400	13,200	12,600	11,600	185
190	59.0	251.2	13,200	12,700	11,700	10,800	190
195	57.8	247.3	12,800	11,800	10,900	10,100	195
200	56.6	243.3	11,900	11,000	10,200	9,300	200
205	55.4	239.0	11,100	10,200	9,400	8,600	205
210	54.1	234.6	10,300	9,500	8,700	8,000	210
215	52.9	230.0	9,500	8,700	8,000	7,300	215
220	51.6	225.2	8,800	8,100	7,400	6,700	220
225	50.2	220.2	8,100	7,400	6,800	6,100	225
230	48.9	214.9	7,400	6,800	6,200	5,600	230
235	47.5	209.3	6,800	6,200	5,600	5,000	235
240	46.0	203.5	6,100	5,600	5,000	4,500	240
245	44.5	197.3	5,600	5,000	4,500	4,000	245
250	43.0	190.8	5,000	4,500	4,000		250
255	41.4	183.9	4,400				255

MLC250 S-2



	5°			15°			
	ft	°	ft	lb	ft	lb	
60	80.9	323.6	22,500				60
65	79.9	322.7	22,100				65
70	79.0	321.7	21,900				70
75	78.1	320.7	21,700	80.7	319.2	21,800	75
80	77.2	319.5	21,500	79.7	318.0	21,600	80
85	76.3	318.3	21,500	78.8	316.8	21,300	85
90	75.3	317.0	20,900	77.9	315.5	21,000	90
95	74.4	315.6	20,600	77.0	314.1	20,700	95
100	73.5	314.1	20,300	76.0	312.6	20,500	100
105	72.5	312.5	20,000	75.1	311.0	20,200	105
110	71.6	310.8	19,700	74.1	309.3	19,900	110
115	70.7	309.1	19,400	73.2	307.5	19,700	115
120	69.7	307.2	19,100	72.2	305.7	19,400	120
125	68.7	305.2	18,900	71.2	303.7	19,200	125
130	67.8	303.2	18,600	70.3	301.6	18,900	130
135	66.8	301.0	18,300	69.3	299.5	18,700	135
140	65.8	298.8	18,100	68.3	297.2	18,400	140
145	64.8	296.4	17,800	67.3	294.8	18,200	145
150	63.8	294.0	17,500	66.3	292.3	18,000	150
155	62.8	291.4	17,300	65.3	289.7	17,700	155
160	61.8	288.7	17,100	64.3	287.0	17,500	160
165	60.8	285.9	16,100	63.2	284.2	17,300	165
170	59.7	283.0	15,000	62.2	281.3	16,300	170
175	58.7	279.9	14,000	61.1	278.2	15,200	175
180	57.6	276.7	13,000	60.1	275.0	14,200	180
185	56.6	273.4	12,100	59.0	271.7	13,200	185
190	55.5	270.0	11,200	57.9	268.2	12,300	190
195	54.4	266.4	10,400	56.8	264.6	11,400	195
200	53.2	262.7	9,600	55.7	260.8	10,600	200
205	52.1	258.8	8,800	54.5	256.9	9,800	205
210	51.0	254.7	8,100	53.4	252.8	9,000	210
215	49.8	250.5	7,400	52.2	248.6	8,300	215
220	48.6	246.1	6,800	51.0	244.1	7,600	220
225	47.4	241.5	6,200	49.7	239.5	6,900	225
230	46.1	236.7	5,600	48.5	234.7	6,300	230
235	44.9	231.7	5,000	47.2	229.6	5,700	235
240	43.6	226.4	4,500	45.9	224.3	5,100	240
245				44.6	218.8	4,600	245
250				43.2	212.9	4,100	250
255							255

MLC250 S-2



		25°			
				0°	
ft	°	ft	lb	ft	
60				60	
65				65	
70				70	
75				75	
80				80	
85				85	
90	80.5	311.5	19,000	90	
95	79.5	310.1	18,700	95	
100	78.6	308.6	18,500	100	
105	77.6	307.0	18,300	105	
110	76.7	305.3	18,100	110	
115	75.7	303.5	17,900	115	
120	74.7	301.6	17,700	120	
125	73.7	299.6	17,500	125	
130	72.8	297.5	17,200	130	
135	71.8	295.3	16,800	135	
140	70.8	293.0	16,400	140	
145	69.8	290.6	16,000	145	
150	68.7	288.1	15,700	150	
155	67.7	285.4	15,400	155	
160	66.7	282.7	15,000	160	
165	65.6	279.8	14,700	165	
170	64.6	276.8	14,400	170	
175	63.5	273.7	14,200	175	
180	62.4	270.5	13,900	180	
185	61.3	267.1	13,600	185	
190	60.2	263.5	13,300	190	
195	59.1	259.9	12,400	195	
200	57.9	256.0	11,500	200	
205	56.7	252.0	10,700	205	
210	55.6	247.9	9,900	210	
215	54.4	243.5	9,100	215	
220	53.1	239.0	8,400	220	
225	51.9	234.2	7,700	225	
230	50.6	229.3	7,000	230	
235	49.3	224.1	6,400	235	
240	47.9	218.7	5,800	240	
245	46.6	213.0	5,200	245	
250	45.1	207.0	4,600	250	
255	43.7	200.7	4,100	255	