

# Liftcrane Luffing Jib Capacities

Luffing Jib No. LJ10:681-682 on  
 Boom No. B60:680  
 with Mast No. M10:684 or Mast No. M11:684  
 200 000 kg VPC (Variable Position Counterweight)  
 360 Degree Rating

**MLC650  
 VPC-MAX  
 SERIES 1**



**LIFTING CAPACITIES:** Lifting capacities for various boom lengths, boom angles, luffing jib lengths, and luffing jib operating radii are for freely suspended loads and may be based on percent of static tipping or strength of structural components. Capacities must be reduced by applicable deducts.

Upper luffing jib point capacity for liftcrane service with single part whip line from Drum 3 is 13 600 kg or 27 200 kg with two part whip line. When Drum 1 or Drum 2 is used, capacity with single part whip line is 22 100 kg or 33 300 kg with two part whip line. In all cases, upper luffing jib point capacities cannot exceed those listed for main luffing jib capacity.

Weight of all load blocks, hooks, weight ball, slings, hoist lines, etc., beneath boom and luffing jib point sheaves is considered part of load. Boom and luffing jib are not to be lowered beyond radii where combined weights are greater than rated capacity. Operation is only approved for boom and luffing jib angle range shown in capacity chart.

**LUFFING JIB BACKWARD STABILITY:** Capacities indicated by (b) require 6 400 kg minimum weight suspended beneath luffing jib point, (c) require 12 800 kg minimum weight, and (d) require 18 200 kg minimum weight. **Caution:** Do not luff into areas indicated by (b), (c), or (d) without required minimum weight. *Luffing jib may not luff down and luffing jib hoist wire rope may go slack. Luffing jib hoist wire rope may overhaul luffing jib and cause wire rope damage or failure.*

**OPERATING CONDITIONS:** Machine to operate on a firm, level, and uniformly supporting surface. Supporting surface and bearing turntable are to be level within a tolerance of 13 mm in 3 m. Refer to Luffing Jib Rigging **No. 81022910**, Mast Rigging **No. 81025005** or **No. 84050187**, Wire Rope Specifications chart **No. 9548-A**, Counterweight Arrangements chart **No. 9349-A**, Luffing Jib Raising Procedure chart **No. 9421-AM**, and Wind Conditions chart **No. 9423-A**. Crane operator judgment must be used to allow for dynamic load effects of swinging, hoisting or lowering, travel, wind conditions, as well as adverse operating conditions and physical machine depreciation. Refer to the Operator Manual for operating guidelines.

**MACHINE TRAVEL:** Machine to travel on a firm, level, and uniformly supporting surface. Boom and luffing jib must be within angle range shown in capacity chart. Refer to Maximum Allowable Travel Specifications chart **No. 9422-A**.



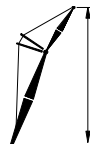
**OPERATING RADIUS:** Operating radius is horizontal distance from axis of rotation to center of vertical hoist line or load block. Boom angle and luffing jib angle are an indication of operating radius. In all cases, operating radius shall govern capacity.



**BOOM ANGLE:** Boom angle in degrees (°) is angle between horizontal and centerline of boom butt and inserts.



**LUFFING JIB ANGLE:** Luffing jib angle in degrees (°) is angle between horizontal and centerline of luffing jib butt and inserts.

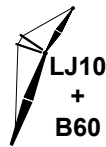


**LUFFING JIB POINT ELEVATION:** Luffing jib point elevation is vertical distance from ground level to centerline of luffing jib point shaft.

**MACHINE EQUIPMENT:** Machine equipped with VPC-MAX, 11 125 mm crawlers, 1 524 mm or 2 032 mm treads, 11 m live mast, 36 m mast, 16 part boom hoist reeving, boom support straps, 20 part luffing jib hoist reeving, luffing jib and backstay support straps, and 200 000 kg VPC.

Select counterweight position from Luffing Jib Raising Procedure chart **No. 9421-AM** that will allow raising and lowering of boom and luffing jib length. Counterweight position selection may be changed with luffing jib on ground or while luffing jib is within operating range of capacity chart.

**Explanation of Symbols**



Luffing Jib No. LJ10:681-682  
+  
Boom No. B60:680



VPC (Variable Position Counterweight)



360 Degree Rating



Boom Length



Luffing Jib Length



Boom Angle  
(see page 1)

**Explanation of Symbols**  
(continued)



Operating Radius  
(see page 1)



Luffing Jib Angle  
(see page 1)



Luffing Jib Elevation  
(see page 1)



Counterweight Position  
from Axis of Rotation

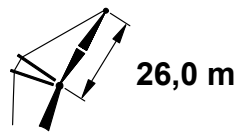
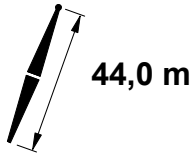


Lifting Capacities  
(see page 1)

REFERENCE ONLY!

# MLC650 VPC-MAX S-1

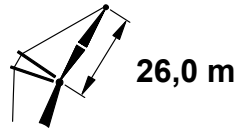
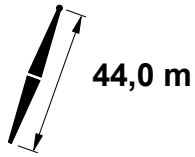
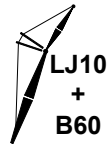
ASME B30.5



m	85°				83°				80°				m
	o	m	kg	kg	o	m	kg	kg	o	m	kg	kg	
15,2	73,0	71,5	235 100 c	350 000 c									15,2
16,0	71,2	71,2	222 400 c	350 000 c									16,0
18,0	66,4	70,3	192 800 b	326 100 b									18,0
20,0	61,3	69,2	169 600 b	286 700 b	65,2	69,9	164 300 b	282 400 b					20,0
22,0	56,0	67,8	151 100 b	254 900 b	60,1	68,7	146 400 b	251 000 b	65,9	69,6	139 300 b	245 200 b	22,0
24,0	50,3	66,2	135 700	228 900	54,7	67,3	131 400	225 400	60,9	68,5	125 100 b	220 100 b	24,0
26,0	44,0	64,1	122 700	207 300	48,9	65,5	118 800	204 100	55,5	67,1	113 000	199 400	26,0
28,0	36,7	61,5	111 600	189 400	42,4	63,4	108 200	186 500	49,7	65,4	102 900	182 200	28,0
30,0	27,7	57,9	101 900	174 000	34,8	60,6	98 800	171 400	43,3	63,3	94 100	167 400	30,0
32,0	12,8	51,5	93 000	141 600	25,1	56,6	90 500	158 100	35,9	60,6	86 200	154 500	32,0
34,0									26,7	56,9	79 300	143 400	34,0
36,0													36,0
38,0													38,0
40,0													40,0
42,0													42,0
44,0													44,0

# MLC650 VPC-MAX S-1

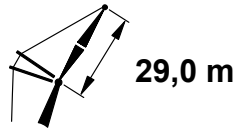
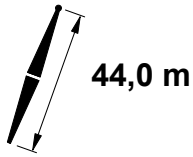
ASME B30.5



m	75°				70°				65°				m
	°	m	kg	kg	°	m	kg	kg	°	m	kg	kg	
15,2													15,2
16,0													16,0
18,0													18,0
20,0													20,0
22,0													22,0
24,0													24,0
26,0													26,0
28,0	60,2	67,4	94 000	175 000									28,0
30,0	54,8	66,0	85 900	160 800									30,0
32,0	48,9	64,3	78 800	148 500	59,2	65,9	71 300	142 500					32,0
34,0	42,4	62,1	72 500	137 900	53,8	64,5	65 600	132 300					34,0
36,0	34,9	59,3	66 900	128 400	47,9	62,7	60 500	123 300					36,0
38,0	25,2	55,4	61 700	119 900	41,2	60,4	55 900	115 200					38,0
40,0					33,4	57,5	51 600	108 000	46,4	60,6	46 100	103 600	40,0
42,0					23,1	53,3	47 600	101 500	39,5	58,2	42 600	97 400	42,0
44,0									31,3	55,1	39 400	91 700	44,0

# MLC650 VPC-MAX S-1

ASME B30.5

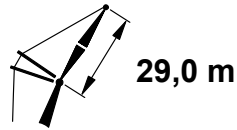
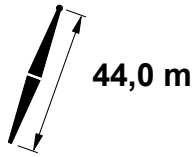
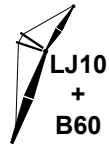


		85°				83°				80°					
		11,8 m		18,3 m		11,8 m		18,3 m		11,8 m		18,3 m			
		kg		kg		kg		kg		kg		kg			
m	°	m	kg	kg	°	m	kg	kg	°	m	kg	kg	m		
15,2	74,8	74,7	234 000 c	350 000 c											15,2
16,0	73,2	74,4	221 400 c	350 000 c											16,0
18,0	69,0	73,6	191 700 b	324 900 b											18,0
20,0	64,6	72,7	168 600 b	285 400 b	68,0	73,2	163 200 b	280 900 b							20,0
22,0	60,0	71,5	150 200 b	253 700 b	63,5	72,2	145 400 b	249 700 b							22,0
24,0	55,2	70,1	134 800	227 800	58,9	71,0	130 500	224 200	64,2	72,0	123 900	218 800	24,0		24,0
26,0	50,0	68,4	121 900	206 300	54,0	69,5	117 900	203 000	59,6	70,8	111 900	198 200	26,0		26,0
28,0	44,4	66,4	111 000	188 600	48,8	67,8	107 400	185 600	54,7	69,3	101 900	181 100	28,0		28,0
30,0	38,1	63,9	101 500	173 300	43,0	65,6	98 200	170 500	49,5	67,6	93 100	166 400	30,0		30,0
32,0	30,5	60,6	93 000	159 900	36,4	63,0	90 000	157 400	43,8	65,6	85 400	153 600	32,0		32,0
34,0	20,3	55,8	85 500	144 200	28,5	59,5	82 900	146 100	37,4	63,0	78 700	142 700	34,0		34,0
36,0					16,9	54,0	76 200	136 000	29,7	59,7	72 600	132 900	36,0		36,0
38,0									19,0	54,6	66 900	124 100	38,0		38,0
40,0													40,0		40,0
42,0													42,0		42,0
44,0													44,0		44,0
46,0													46,0		46,0
48,0													48,0		48,0

REFERENCE ONLY

# MLC650 VPC-MAX S-1

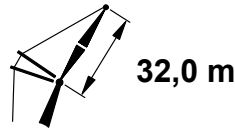
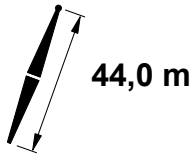
ASME B30.5



m	75°				70°				65°				m
	°	m	kg	kg	°	m	kg	kg	°	m	kg	kg	
15,2													15,2
16,0													16,0
18,0													18,0
20,0													20,0
22,0													22,0
24,0													24,0
26,0													26,0
28,0	63,6	70,9	92 700	173 800									28,0
30,0	59,0	69,7	84 700	159 700									30,0
32,0	54,1	68,2	77 600	147 400									32,0
34,0	48,8	66,5	71 500	136 900	58,1	68,2	64 300	131 200					34,0
36,0	43,1	64,3	66 000	127 500	53,2	66,7	59 200	122 200					36,0
38,0	36,5	61,7	60 900	119 200	47,9	64,9	54 700	114 200					38,0
40,0	28,6	58,2	56 400	111 700	42,0	62,7	50 600	107 100	52,0	64,7	44 800	102 500	40,0
42,0	17,1	52,8	52 000	104 900	35,3	59,9	46 900	100 700	46,5	62,9	41 400	96 400	42,0
44,0					27,0	56,2	43 300	94 800	40,5	60,5	38 300	90 800	44,0
46,0									33,5	57,6	35 400	85 700	46,0
48,0									24,6	53,6	32 600	81 000	48,0

# MLC650 VPC-MAX S-1

ASME B30.5



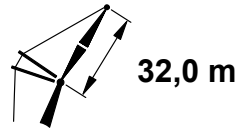
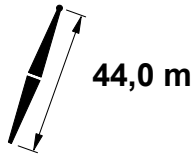
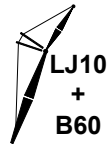
m	85°				83°				80°				m
	°	m	kg	kg	°	m	kg	kg	°	m	kg	kg	
16,8	73,4	77,3	208 100 b	346 900 b									16,8
18,0	71,1	76,9	191 200 b	323 300 b									18,0
20,0	67,2	76,0	168 100 b	284 300 b	70,2	76,5	162 600 b	279 800 b					20,0
22,0	63,2	75,0	149 800 b	252 800 b	66,3	75,6	144 800 b	248 800 b					22,0
24,0	59,0	73,8	134 400	227 000	62,2	74,5	130 000	223 400	66,8	75,3	123 300	218 000	24,0
26,0	54,6	72,3	121 500	205 700	58,0	73,3	117 500	202 300	62,8	74,3	111 300	197 400	26,0
28,0	49,9	70,7	110 700	188 000	53,5	71,8	107 000	184 900	58,6	73,1	101 400	180 400	28,0
30,0	44,8	68,6	101 300	172 800	48,7	70,0	97 800	170 000	54,1	71,6	92 700	165 800	30,0
32,0	39,2	66,2	93 000	159 500	43,6	67,9	89 800	156 900	49,4	69,9	85 000	153 100	32,0
34,0	32,7	63,2	85 700	148 200	37,8	65,4	82 800	145 800	44,3	67,8	78 400	142 200	34,0
36,0	24,6	59,2	79 100	138 000	31,0	62,2	76 500	135 800	38,6	65,4	72 400	132 500	36,0
38,0	11,2	52,0	72 800	118 800	22,3	57,7	70 700	126 900	32,1	62,3	67 000	123 800	38,0
40,0									23,7	58,1	62 000	116 100	40,0
42,0													42,0
44,0													44,0
46,0													46,0
48,0													48,0
50,0													50,0

REFERENCE ONLY



# MLC650 VPC-MAX S-1

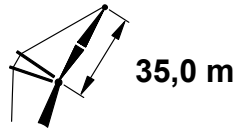
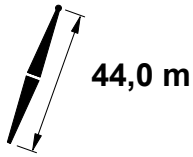
ASME B30.5



m	75°				70°				65°				m
	°	m	kg	kg	°	m	kg	kg	°	m	kg	kg	
16,8													16,8
18,0													18,0
20,0													20,0
22,0													22,0
24,0													24,0
26,0													26,0
28,0													28,0
30,0	62,2	73,2	84 000	158 900									30,0
32,0	58,0	72,0	77 000	146 700									32,0
34,0	53,6	70,5	70 900	136 300									34,0
36,0	48,8	68,7	65 500	127 000	57,3	70,5	58 600	121 500					36,0
38,0	43,6	66,6	60 600	118 700	52,7	69,0	54 100	113 600					38,0
40,0	37,9	64,1	56 100	111 300	47,9	67,2	50 100	106 500					40,0
42,0	31,1	60,9	52 000	104 700	42,7	65,0	46 400	100 200	51,6	67,0	40 800	95 800	42,0
44,0	22,4	56,5	48 200	98 600	36,8	62,4	43 000	94 400	46,7	65,1	37 700	90 200	44,0
46,0					29,8	59,0	39 900	89 100	41,3	62,9	34 900	85 200	46,0
48,0					20,5	54,3	36 800	84 200	35,2	60,1	32 300	80 600	48,0
50,0									27,9	56,5	29 800	76 300	50,0

# MLC650 VPC-MAX S-1

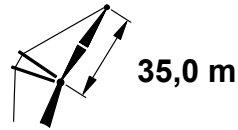
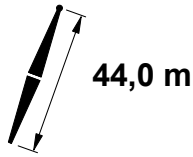
ASME B30.5



		85°				83°				80°					
		11,8 m		18,3 m		11,8 m		18,3 m		11,8 m		18,3 m			
		kg		kg		kg		kg		kg		kg			
m	°	m	kg	kg	°	m	kg	kg	°	m	kg	kg	m		m
16,8	74,9	80,5	207 000 b	328 600 b											16,8
18,0	72,8	80,1	190 100 b	318 600 b											18,0
20,0	69,3	79,3	167 100 b	282 900 b	72,0	79,7	161 500 b	278 300 b							20,0
22,0	65,7	78,4	148 700	251 600	68,4	78,9	143 700	247 500							22,0
24,0	61,9	77,3	133 400	225 900	64,8	77,9	128 900	222 200							24,0
26,0	58,1	76,0	120 600	204 600	61,0	76,8	116 400	201 200	65,3	77,7	110 100	196 200			26,0
28,0	54,0	74,6	109 800	187 000	57,1	75,5	106 000	183 900	61,6	76,6	100 200	179 300			28,0
30,0	49,7	72,9	100 400	171 800	53,0	74,0	96 900	169 000	57,7	75,3	91 500	164 700			30,0
32,0	45,1	70,9	92 200	158 600	48,7	72,2	88 900	156 000	53,6	73,8	83 900	152 000			32,0
34,0	40,1	68,5	85 000	147 300	44,0	70,2	81 900	144 900	49,3	72,1	77 300	141 200			34,0
36,0	34,3	65,7	78 600	137 300	38,8	67,7	75 700	135 000	44,6	70,1	71 400	131 600			36,0
38,0	27,5	62,0	72 700	128 300	32,9	64,7	70 100	126 200	39,5	67,7	66 100	123 000			38,0
40,0	18,3	56,7	67 300	117 500	25,7	60,8	65 000	118 400	33,8	64,8	61 300	115 400			40,0
42,0					15,2	54,7	60 100	110 800	26,8	61,0	56 900	108 500			42,0
44,0									17,1	55,5	52 700	102 100			44,0
46,0															46,0
48,0															48,0
50,0															50,0
52,0															52,0
54,0															54,0

# MLC650 VPC-MAX S-1

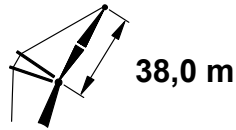
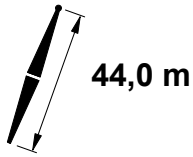
ASME B30.5



m	75°				70°				65°				m
	°	m	kg	kg	°	m	kg	kg	°	m	kg	kg	
16,8													16,8
18,0													18,0
20,0													20,0
22,0													22,0
24,0													24,0
26,0													26,0
28,0													28,0
30,0													30,0
32,0	61,1	75,5	75 700	145 600									32,0
34,0	57,2	74,2	69 700	135 100									34,0
36,0	53,1	72,7	64 300	125 900									36,0
38,0	48,7	70,9	59 400	117 700	56,5	72,7	52 800	112 500					38,0
40,0	44,0	68,9	55 100	110 400	52,3	71,2	48 800	105 500					40,0
42,0	38,8	66,4	51 100	103 800	47,9	69,4	45 200	99 200					42,0
44,0	32,9	63,4	47 400	97 800	43,2	67,3	41 900	93 400	51,3	69,2	36 400	89 200	44,0
46,0	25,8	59,5	44 000	92 300	37,9	64,7	38 800	88 200	46,8	67,3	33 700	84 200	46,0
48,0	15,4	53,5	40 600	87 200	31,8	61,6	36 000	83 500	42,0	65,1	31 100	79 600	48,0
50,0					24,3	57,5	33 300	79 000	36,5	62,5	28 800	75 400	50,0
52,0									30,2	59,2	26 500	71 500	52,0
54,0									22,1	54,7	24 300	67 900	54,0

# MLC650 VPC-MAX S-1

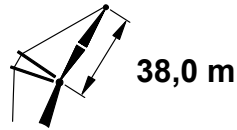
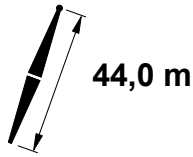
ASME B30.5



85°					83°				80°				
m	°	m	kg	kg	°	m	kg	kg	°	m	kg	kg	m
18,3	73,7	83,1	201 700 b	301 400 b									18,3
20,0	71,0	82,5	181 200	282 300									20,0
22,0	67,7	81,7	161 500	251 100	70,2	82,2	156 400	247 000					22,0
24,0	64,4	80,7	145 100	225 500	67,0	81,3	140 500	221 800					24,0
26,0	60,9	79,6	131 300	204 300	63,6	80,3	127 100	200 900	67,4	81,0	120 800	195 900	26,0
28,0	57,3	78,3	119 800	186 800	60,1	79,1	115 900	183 700	64,1	80,0	110 000	179 000	28,0
30,0	53,6	76,8	109 700	171 700	56,5	77,8	106 100	168 800	60,6	78,9	100 700	164 500	30,0
32,0	49,6	75,1	100 900	158 600	52,7	76,3	97 600	155 900	57,0	77,6	92 600	151 900	32,0
34,0	45,4	73,2	93 300	147 300	48,7	74,5	90 200	144 800	53,2	76,1	85 500	141 100	34,0
36,0	40,8	70,9	86 500	137 400	44,4	72,5	83 600	135 000	49,2	74,4	79 200	131 600	36,0
38,0	35,7	68,1	80 300	128 500	39,7	70,1	77 600	126 300	45,0	72,4	73 500	123 000	38,0
40,0	29,8	64,8	74 800	120 600	34,4	67,2	72 200	118 500	40,3	70,0	68 400	115 400	40,0
42,0	22,4	60,3	69 700	113 400	28,2	63,6	67 300	111 500	35,2	67,3	63 800	108 600	42,0
44,0	10,1	52,4	64 700	96 400	20,3	58,8	62 800	105 100	29,2	63,8	59 500	102 400	44,0
46,0									21,6	59,2	55 500	96 700	46,0
48,0													48,0
50,0													50,0
52,0													52,0
54,0													54,0
56,0													56,0

# MLC650 VPC-MAX S-1

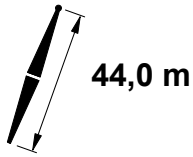
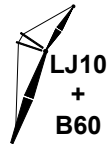
ASME B30.5



m	75°				70°				65°				m
	°	m	kg	kg	°	m	kg	kg	°	m	kg	kg	
18,3													18,3
20,0													20,0
22,0													22,0
24,0													24,0
26,0													26,0
28,0													28,0
30,0													30,0
32,0	63,6	79,0	84 200	145 400									32,0
34,0	60,1	77,8	77 700	135 000									34,0
36,0	56,5	76,5	71 900	125 800									36,0
38,0	52,7	75,0	66 600	117 600									38,0
40,0	48,7	73,2	62 000	110 400	55,9	75,0	55 600	105 400					40,0
42,0	44,4	71,2	57 700	103 800	52,0	73,4	51 700	99 100					42,0
44,0	39,7	68,8	53 800	97 900	48,0	71,6	48 100	93 400					44,0
46,0	34,5	65,9	50 200	92 500	43,6	69,5	44 900	88 300	51,1	71,5	39 500	84 200	46,0
48,0	28,3	62,4	46 900	87 500	38,9	67,1	41 900	83 600	47,0	69,6	36 800	79 700	48,0
50,0	20,4	57,5	43 700	82 900	33,5	64,1	39 000	79 200	42,5	67,4	34 300	75 500	50,0
52,0					27,1	60,4	36 400	75 200	37,6	64,9	31 900	71 700	52,0
54,0					18,6	55,2	33 800	71 400	32,1	61,8	29 700	68 100	54,0
56,0									25,4	57,8	27 500	64 800	56,0

# MLC650 VPC-MAX S-1

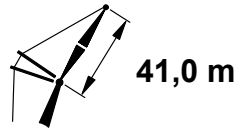
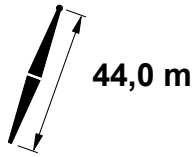
ASME B30.5



m	85°				83°				80°				m
	°	m	kg	kg	°	m	kg	kg	°	m	kg	kg	
18,3	75,0	86,3	200 600 b	282 700 b									18,3
20,0	72,4	85,7	180 100	275 500									20,0
22,0	69,5	85,0	160 400	249 800	71,7	85,4	155 200	245 700					22,0
24,0	66,4	84,1	144 100	224 400	68,7	84,6	139 300	220 600					24,0
26,0	63,3	83,0	130 300	203 200	65,7	83,6	126 000	199 800	69,2	84,3	119 500	194 700	26,0
28,0	60,0	81,9	118 800	185 800	62,5	82,6	114 800	182 600	66,1	83,4	108 800	177 900	28,0
30,0	56,7	80,6	108 800	170 700	59,2	81,4	105 100	167 800	63,0	82,4	99 600	163 400	30,0
32,0	53,2	79,1	100 000	157 700	55,9	80,0	96 600	154 900	59,7	81,2	91 400	150 900	32,0
34,0	49,5	77,3	92 400	146 500	52,3	78,5	89 200	143 900	56,3	79,8	84 400	140 100	34,0
36,0	45,6	75,4	85 600	136 500	48,6	76,7	82 600	134 100	52,8	78,3	78 100	130 600	36,0
38,0	41,4	73,1	79 500	127 600	44,6	74,7	76 700	125 400	49,1	76,6	72 500	122 100	38,0
40,0	36,8	70,5	74 000	119 800	40,3	72,4	71 400	117 700	45,2	74,6	67 400	114 500	40,0
42,0	31,5	67,3	69 000	112 700	35,6	69,6	66 600	110 700	41,0	72,3	62 800	107 800	42,0
44,0	25,3	63,3	64 400	106 200	30,2	66,3	62 100	104 400	36,3	69,6	58 600	101 600	44,0
46,0	16,7	57,5	60 100	98 000	23,5	62,0	58 000	98 600	31,0	66,4	54 800	96 000	46,0
48,0					13,9	55,4	54 000	91 300	24,6	62,3	51 200	90 800	48,0
50,0									15,6	56,2	47 700	86 100	50,0
52,0													52,0
54,0													54,0
56,0													56,0
58,0													58,0
60,0													60,0

# MLC650 VPC-MAX S-1

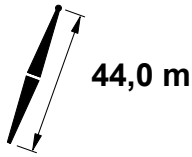
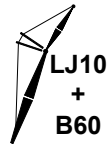
ASME B30.5



m	75°				70°				65°				m
	°	m	kg	kg	°	m	kg	kg	°	m	kg	kg	
18,3													18,3
20,0													20,0
22,0													22,0
24,0													24,0
26,0													26,0
28,0													28,0
30,0													30,0
32,0													32,0
34,0	62,5	81,3	76 400	133 900									34,0
36,0	59,3	80,1	70 600	124 800									36,0
38,0	55,9	78,7	65 400	116 600									38,0
40,0	52,4	77,2	60 800	109 400	58,7	78,6	54 300	104 300					40,0
42,0	48,6	75,4	56 600	102 900	55,3	77,2	50 400	98 100					42,0
44,0	44,7	73,4	52 700	96 900	51,7	75,7	46 900	92 400					44,0
46,0	40,4	71,1	49 200	91 600	48,0	73,8	43 700	87 300	54,5	75,3	38 200	83 100	46,0
48,0	35,7	68,3	46 000	86 700	44,0	71,8	40 700	82 600	50,9	73,7	35 500	78 600	48,0
50,0	30,2	65,0	42 900	82 200	39,6	69,4	37 900	78 300	47,1	71,8	33 000	74 500	50,0
52,0	23,6	60,7	40 000	78 000	34,8	66,6	35 400	74 300	43,0	69,7	30 700	70 700	52,0
54,0	14,0	54,2	37 200	74 000	29,2	63,1	33 000	70 600	38,5	67,2	28 500	67 200	54,0
56,0					22,3	58,6	30 600	67 200	33,5	64,3	26 500	63 900	56,0
58,0									27,7	60,6	24 500	60 800	58,0
60,0									20,3	55,7	22 600	58 000	60,0

# MLC650 VPC-MAX S-1

ASME B30.5

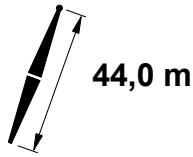
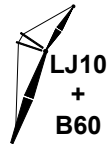


m	85°				83°				80°				m
	°	m	kg	kg	°	m	kg	kg	°	m	kg	kg	
19,8	73,9	88,9	181 300	260 300									19,8
20,0	73,7	88,9	179 300	259 700									20,0
22,0	70,9	88,2	159 700	247 600									22,0
24,0	68,1	87,4	143 300	223 400	70,3	87,8	138 500	219 600					24,0
26,0	65,2	86,4	129 600	202 300	67,5	87,0	125 200	198 800					26,0
28,0	62,3	85,4	118 100	184 900	64,6	86,0	114 000	181 700	67,9	86,7	108 000	177 000	28,0
30,0	59,3	84,2	108 100	169 900	61,6	84,9	104 300	167 000	65,0	85,8	98 700	162 600	30,0
32,0	56,1	82,8	99 300	156 900	58,5	83,7	95 800	154 100	62,0	84,7	90 600	150 100	32,0
34,0	52,9	81,3	91 700	145 700	55,4	82,3	88 500	143 200	59,0	83,5	83 600	139 300	34,0
36,0	49,4	79,6	85 000	135 800	52,1	80,7	81 900	133 400	55,8	82,1	77 300	129 800	36,0
38,0	45,8	77,7	78 900	127 000	48,6	79,0	76 000	124 700	52,5	80,6	71 700	121 400	38,0
40,0	41,9	75,4	73 500	119 200	44,9	77,0	70 800	117 000	49,1	78,8	66 700	113 900	40,0
42,0	37,7	72,9	68 500	112 100	41,0	74,7	66 000	110 100	45,4	76,9	62 200	107 100	42,0
44,0	33,0	69,9	64 000	105 700	36,6	72,0	61 600	103 800	41,5	74,6	58 000	101 000	44,0
46,0	27,5	66,2	59 800	99 900	31,8	68,9	57 600	98 100	37,3	72,0	54 200	95 400	46,0
48,0	20,7	61,3	56 000	94 600	26,1	65,0	53 900	92 900	32,5	69,0	50 700	90 300	48,0
50,0	9,3	52,8	52 000	78 600	18,7	59,7	50 400	88 000	27,0	65,2	47 400	85 600	50,0
52,0									19,9	60,2	44 300	81 300	52,0
54,0													54,0
56,0													56,0
58,0													58,0
60,0													60,0
62,0													62,0
64,0													64,0



# MLC650 VPC-MAX S-1

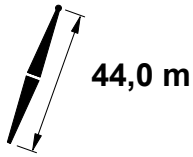
ASME B30.5



m	75°				70°				65°				m
	m	kg	kg	kg	m	kg	kg	kg	m	kg	kg	kg	
19,8													19,8
20,0													20,0
22,0													22,0
24,0													24,0
26,0													26,0
28,0													28,0
30,0													30,0
32,0													32,0
34,0													34,0
36,0	61,6	83,6	69 800	124 000									36,0
38,0	58,6	82,4	64 600	115 800									38,0
40,0	55,4	81,0	60 000	108 600									40,0
42,0	52,1	79,4	55 800	102 100	58,0	80,9	49 500	97 300					42,0
44,0	48,6	77,7	52 000	96 300	54,8	79,5	46 000	91 700					44,0
46,0	45,0	75,7	48 500	90 900	51,5	77,9	42 800	86 600					46,0
48,0	41,0	73,4	45 300	86 100	48,0	76,1	39 900	81 900					48,0
50,0	36,7	70,8	42 300	81 600	44,3	74,1	37 200	77 600	50,7	76,0	32 100	73 800	50,0
52,0	31,9	67,6	39 500	77 500	40,3	71,7	34 700	73 700	47,2	74,1	29 900	70 000	52,0
54,0	26,2	63,7	36 900	73 600	35,9	69,0	32 300	70 000	43,4	72,0	27 700	66 500	54,0
56,0	18,8	58,5	34 400	70 000	30,9	65,8	30 100	66 600	39,3	69,6	25 700	63 300	56,0
58,0					25,0	61,7	28 000	63 500	34,8	66,7	23 800	60 200	58,0
60,0					17,2	56,0	25 900	60 500	29,6	63,3	22 100	57 400	60,0
62,0									23,4	59,0	20 300	54 800	62,0
64,0									14,7	52,6	18 600	52 200	64,0

# MLC650 VPC-MAX S-1

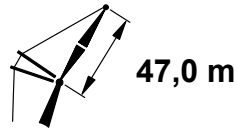
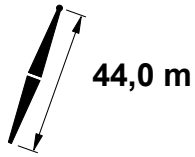
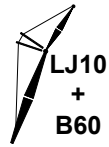
ASME B30.5



m	85°				83°				80°				m
	°	m	kg	kg	°	m	kg	kg	°	m	kg	kg	
21,3	73,1	91,6	177 500	241 300									21,3
22,0	72,2	91,4	171 200	238 900									22,0
24,0	69,6	90,6	153 800	222 200									24,0
26,0	66,9	89,8	139 100	201 200	69,0	90,2	134 600	197 700					26,0
28,0	64,2	88,8	126 800	183 900	66,3	89,3	122 700	180 600					28,0
30,0	61,4	87,7	116 100	168 900	63,6	88,3	112 300	165 900	66,7	89,1	106 600	161 500	30,0
32,0	58,6	86,4	106 800	156 000	60,8	87,2	103 200	153 200	64,0	88,1	97 900	149 000	32,0
34,0	55,6	85,1	98 700	144 800	57,9	85,9	95 400	142 200	61,2	87,0	90 400	138 300	34,0
36,0	52,5	83,5	91 500	135 000	54,9	84,5	88 400	132 500	58,3	85,7	83 700	128 900	36,0
38,0	49,3	81,8	85 000	126 100	51,8	83,0	82 100	123 800	55,3	84,3	77 700	120 400	38,0
40,0	45,9	79,9	79 300	118 400	48,6	81,2	76 500	116 200	52,2	82,8	72 300	112 900	40,0
42,0	42,3	77,7	74 000	111 300	45,1	79,2	71 400	109 300	49,0	81,1	67 500	106 200	42,0
44,0	38,4	75,2	69 300	104 900	41,4	76,9	66 800	103 000	45,6	79,1	63 000	100 100	44,0
46,0	34,2	72,3	64 900	99 200	37,5	74,4	62 500	97 300	42,0	76,9	59 000	94 500	46,0
48,0	29,3	68,9	60 900	93 900	33,1	71,4	58 600	92 100	38,1	74,4	55 300	89 500	48,0
50,0	23,5	64,5	57 100	89 000	28,0	67,7	55 000	87 300	33,7	71,4	51 900	84 800	50,0
52,0	15,5	58,3	53 500	82 700	21,9	63,1	51 600	82 900	28,8	67,9	48 600	80 600	52,0
54,0					12,9	56,0	48 200	75 500	22,8	63,4	45 600	76 600	54,0
56,0									14,5	56,9	42 700	72 800	56,0
58,0													58,0
60,0													60,0
62,0													62,0
64,0													64,0
66,0													66,0

# MLC650 VPC-MAX S-1

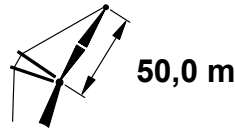
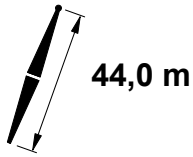
ASME B30.5



m	75°				70°				65°				m
	°	m	kg	kg	°	m	kg	kg	°	m	kg	kg	
21,3													21,3
22,0													22,0
24,0													24,0
26,0													26,0
28,0													28,0
30,0													30,0
32,0													32,0
34,0													34,0
36,0	63,6	87,0	76 000	122 900									36,0
38,0	60,8	85,9	70 400	114 800									38,0
40,0	57,9	84,7	65 500	107 600									40,0
42,0	54,9	83,2	61 000	101 200									42,0
44,0	51,8	81,7	56 900	95 300	57,4	83,2	50 800	90 600					44,0
46,0	48,6	79,9	53 100	90 000	54,4	81,7	47 300	85 500					46,0
48,0	45,2	77,9	49 700	85 200	51,3	80,1	44 200	80 900					48,0
50,0	41,5	75,7	46 500	80 700	48,0	78,3	41 300	76 600					50,0
52,0	37,5	73,1	43 600	76 600	44,5	76,3	38 600	72 700	50,5	78,2	33 600	69 000	52,0
54,0	33,1	70,1	40 900	72 800	40,8	74,0	36 100	69 100	47,2	76,3	31 400	65 500	54,0
56,0	28,1	66,5	38 300	69 300	36,8	71,4	33 700	65 800	43,7	74,2	29 200	62 300	56,0
58,0	21,9	61,9	35 800	66 000	32,3	68,3	31 500	62 600	39,9	71,9	27 200	59 300	58,0
60,0					27,1	64,5	29 400	59 700	35,8	69,1	25 300	56 500	60,0
62,0					20,7	59,6	27 400	56 900	31,2	65,9	23 500	53 900	62,0
64,0					10,6	51,6	25 300	54 200	25,8	62,0	21 800	51 400	64,0
66,0									18,8	56,6	20 100	49 100	66,0

# MLC650 VPC-MAX S-1

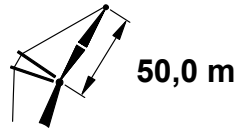
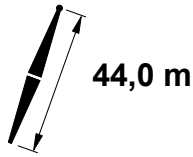
ASME B30.5



m	85°				83°				80°				m
	°	m	kg	kg	°	m	kg	kg	°	m	kg	kg	
21,3	74,1	94,8	177 300	224 700									21,3
22,0	73,3	94,5	171 000	224 700									22,0
24,0	70,9	93,8	153 500	219 000									24,0
26,0	68,4	93,0	138 900	200 700	70,3	93,5	134 400	197 200					26,0
28,0	65,9	92,1	126 600	183 400	67,8	92,6	122 400	180 200					28,0
30,0	63,3	91,1	115 900	168 500	65,3	91,7	112 100	165 500	68,2	92,4	106 300	161 000	30,0
32,0	60,7	90,0	106 600	155 600	62,7	90,7	103 000	152 800	65,6	91,4	97 600	148 600	32,0
34,0	58,0	88,7	98 500	144 500	60,1	89,5	95 200	141 800	63,1	90,4	90 100	137 900	34,0
36,0	55,2	87,3	91 300	134 600	57,3	88,2	88 200	132 200	60,4	89,3	83 400	128 500	36,0
38,0	52,3	85,8	84 900	125 900	54,5	86,8	81 900	123 500	57,7	88,0	77 400	120 100	38,0
40,0	49,2	84,0	79 100	118 100	51,6	85,2	76 300	115 900	54,9	86,6	72 100	112 600	40,0
42,0	46,1	82,1	73 900	111 100	48,5	83,4	71 300	109 000	52,0	85,0	67 300	105 900	42,0
44,0	42,7	80,0	69 200	104 700	45,3	81,4	66 600	102 800	49,0	83,3	62 800	99 800	44,0
46,0	39,1	77,5	64 800	99 000	41,9	79,2	62 400	97 100	45,8	81,3	58 800	94 300	46,0
48,0	35,1	74,7	60 900	93 700	38,2	76,7	58 600	91 900	42,4	79,1	55 200	89 300	48,0
50,0	30,7	71,4	57 200	88 900	34,2	73,8	55 000	87 200	38,7	76,7	51 700	84 600	50,0
52,0	25,6	67,4	53 700	84 400	29,6	70,4	51 700	82 800	34,7	73,8	48 600	80 400	52,0
54,0	19,2	62,2	50 500	80 300	24,3	66,2	48 600	78 800	30,3	70,5	45 600	76 500	54,0
56,0					17,3	60,4	45 600	75 000	25,1	66,4	42 900	72 800	56,0
58,0									18,5	61,0	40 200	69 300	58,0
60,0													60,0
62,0													62,0
64,0													64,0
66,0													66,0
68,0													68,0

# MLC650 VPC-MAX S-1

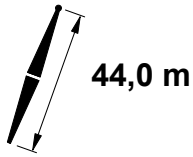
ASME B30.5



m	75°				70°				65°				m
	m	m	kg	kg	m	m	kg	kg	m	m	kg	kg	
21,3													21,3
22,0													22,0
24,0													24,0
26,0													26,0
28,0													28,0
30,0													30,0
32,0													32,0
34,0													34,0
36,0													36,0
38,0	62,7	89,4	70 100	114 400									38,0
40,0	60,1	88,2	65 100	107 200									40,0
42,0	57,4	86,9	60 700	100 800									42,0
44,0	54,5	85,5	56 600	95 000									44,0
46,0	51,6	83,9	52 900	89 700	56,9	85,4	47 000	85 200					46,0
48,0	48,6	82,1	49 500	84 900	54,0	84,0	43 900	80 600					48,0
50,0	45,3	80,1	46 300	80 400	51,1	82,3	41 000	76 300					50,0
52,0	41,9	77,9	43 400	76 400	48,0	80,5	38 300	72 400	53,4	82,0	33 300	68 600	52,0
54,0	38,2	75,4	40 700	72 600	44,8	78,5	35 800	68 800	50,4	80,4	31 000	65 200	54,0
56,0	34,2	72,5	38 200	69 100	41,3	76,3	33 500	65 500	47,3	78,5	28 900	62 000	56,0
58,0	29,7	69,1	35 800	65 900	37,6	73,7	31 300	62 400	44,0	76,5	26 900	59 000	58,0
60,0	24,3	64,9	33 500	62 800	33,5	70,7	29 300	59 500	40,4	74,1	25 100	56 300	60,0
62,0	17,4	59,2	31 300	59 900	28,8	67,2	27 400	56 800	36,6	71,5	23 300	53 700	62,0
64,0					23,3	62,8	25 500	54 200	32,4	68,4	21 600	51 200	64,0
66,0					15,9	56,7	23 600	51 800	27,6	64,7	20 000	48 900	66,0
68,0									21,8	60,0	18 500	46 800	68,0

# MLC650 VPC-MAX S-1

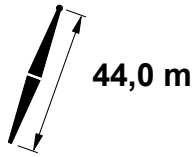
ASME B30.5



m	85°				83°				80°				m
	°	m	kg	kg	°	m	kg	kg	°	m	kg	kg	
22,9	73,3	97,4	161 800	205 600									22,9
24,0	72,0	97,0	152 500	205 600									24,0
26,0	69,7	96,3	137 800	199 600	71,5	96,7	133 200	196 000					26,0
28,0	67,4	95,4	125 600	182 400	69,2	95,9	121 300	179 100					28,0
30,0	65,0	94,5	114 900	167 500	66,8	95,0	111 000	164 500					30,0
32,0	62,5	93,4	105 600	154 600	64,4	94,1	101 900	151 800	67,1	94,8	96 500	147 500	32,0
34,0	60,0	92,3	97 500	143 600	61,9	93,0	94 100	140 900	64,7	93,8	89 000	136 900	34,0
36,0	57,5	91,0	90 400	133 800	59,4	91,8	87 100	131 200	62,3	92,8	82 300	127 500	36,0
38,0	54,8	89,6	83 900	125 000	56,8	90,5	80 900	122 600	59,8	91,6	76 300	119 100	38,0
40,0	52,1	88,0	78 200	117 200	54,2	89,0	75 300	115 000	57,2	90,3	71 000	111 700	40,0
42,0	49,2	86,3	73 000	110 300	51,4	87,4	70 300	108 200	54,5	88,9	66 200	105 000	42,0
44,0	46,2	84,4	68 200	103 900	48,5	85,7	65 700	101 900	51,8	87,3	61 800	98 900	44,0
46,0	43,1	82,2	63 900	98 200	45,5	83,7	61 500	96 300	48,9	85,5	57 800	93 400	46,0
48,0	39,7	79,9	60 000	93 000	42,3	81,5	57 600	91 100	45,9	83,6	54 100	88 400	48,0
50,0	36,0	77,1	56 300	88 100	38,9	79,1	54 100	86 400	42,7	81,4	50 700	83 800	50,0
52,0	32,0	74,0	52 900	83 700	35,1	76,3	50 800	82 100	39,4	79,0	47 600	79 600	52,0
54,0	27,5	70,3	49 800	79 600	31,0	73,0	47 800	78 000	35,7	76,3	44 700	75 700	54,0
56,0	22,0	65,6	46 800	75 800	26,3	69,1	44 900	74 300	31,6	73,1	42 000	72 000	56,0
58,0					20,5	64,1	42 100	70 800	27,0	69,3	39 400	68 600	58,0
60,0									21,4	64,5	37 000	65 500	60,0
62,0									13,6	57,6	34 600	62 400	62,0
64,0													64,0
66,0													66,0
68,0													68,0
72,0													72,0

# MLC650 VPC-MAX S-1

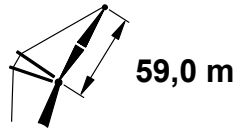
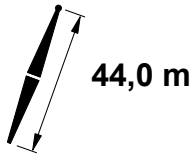
ASME B30.5



m	75°				70°				65°				m
	°	m	kg	kg	°	m	kg	kg	°	m	kg	kg	
22,9													22,9
24,0													24,0
26,0													26,0
28,0													28,0
30,0													30,0
32,0													32,0
34,0													34,0
36,0													36,0
38,0													38,0
40,0	62,0	91,7	63 900	106 200									40,0
42,0	59,5	90,5	59 400	99 800									42,0
44,0	56,9	89,2	55 400	94 000									44,0
46,0	54,2	87,7	51 700	88 700	59,0	89,0	45 700	84 100					46,0
48,0	51,4	86,1	48 300	83 900	56,4	87,7	42 600	79 600					48,0
50,0	48,6	84,4	45 200	79 500	53,7	86,2	39 700	75 300					50,0
52,0	45,5	82,4	42 300	75 500	50,9	84,6	37 100	71 500					52,0
54,0	42,3	80,2	39 600	71 700	48,0	82,8	34 600	67 900	53,1	84,3	29 700	64 200	54,0
56,0	38,9	77,8	37 100	68 300	45,0	80,8	32 300	64 600	50,3	82,6	27 600	61 000	56,0
58,0	35,2	75,0	34 800	65 000	41,7	78,6	30 200	61 500	47,3	80,8	25 700	58 000	58,0
60,0	31,1	71,7	32 600	62 000	38,3	76,1	28 200	58 600	44,2	78,8	23 800	55 300	60,0
62,0	26,3	67,9	30 500	59 200	34,5	73,2	26 300	55 900	40,9	76,5	22 100	52 700	62,0
64,0	20,6	62,9	28 500	56 500	30,3	69,9	24 500	53 400	37,4	73,9	20 500	50 300	64,0
66,0					25,4	65,8	22 800	51 000	33,6	70,9	18 900	48 100	66,0
68,0					19,4	60,6	21 100	48 700	29,2	67,4	17 500	45 900	68,0
72,0									17,7	57,5	14 600	41 900	72,0

# MLC650 VPC-MAX S-1

ASME B30.5

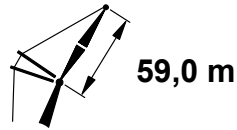
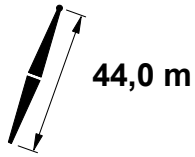
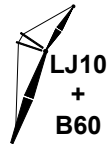


m	85°				83°				80°				m
	°	m	kg	kg	°	m	kg	kg	°	m	kg	kg	
24,4	73,5	103,2	148 000	172 000									24,4
26,0	71,9	102,7	136 500	171 900									26,0
28,0	69,8	102,0	124 300	171 400	71,4	102,3	119 900	169 700					28,0
30,0	67,7	101,1	113 600	165 400	69,3	101,6	109 600	162 800					30,0
32,0	65,5	100,2	104 300	153 300	67,2	100,7	100 500	150 300	69,6	101,3	94 900	146 000	32,0
34,0	63,4	99,2	96 300	142 300	65,0	99,8	92 700	139 500	67,5	100,5	87 500	135 400	34,0
36,0	61,2	98,1	89 100	132 500	62,9	98,7	85 800	129 900	65,3	99,5	80 800	126 100	36,0
38,0	58,9	96,9	82 700	123 800	60,6	97,6	79 500	121 400	63,2	98,5	74 900	117 700	38,0
40,0	56,5	95,5	77 000	116 100	58,3	96,4	74 000	113 800	60,9	97,4	69 600	110 400	40,0
42,0	54,2	94,1	71 800	109 100	56,0	95,0	69 000	107 000	58,7	96,2	64 800	103 700	42,0
44,0	51,7	92,5	67 100	102 800	53,6	93,5	64 400	100 800	56,3	94,8	60 400	97 700	44,0
46,0	49,1	90,8	62 800	97 100	51,1	91,9	60 200	95 200	53,9	93,4	56 400	92 200	46,0
48,0	46,4	88,9	58 900	91 900	48,5	90,1	56 400	90 000	51,4	91,8	52 800	87 200	48,0
50,0	43,6	86,8	55 200	87 100	45,8	88,2	52 900	85 300	48,9	90,0	49 400	82 700	50,0
52,0	40,6	84,5	51 900	82 700	42,9	86,1	49 700	81 000	46,2	88,1	46 400	78 500	52,0
54,0	37,5	81,9	48 800	78 700	39,9	83,7	46 700	77 000	43,3	86,0	43 500	74 600	54,0
56,0	34,0	79,0	45 900	74 900	36,7	81,0	43 900	73 300	40,4	83,6	40 800	71 000	56,0
58,0	30,3	75,6	43 200	71 400	33,2	78,0	41 200	69 900	37,2	81,0	38 300	67 600	58,0
60,0	25,9	71,6	40 600	68 200	29,3	74,5	38 800	66 700	33,7	78,1	36 000	64 500	60,0
62,0	20,8	66,7	38 200	65 100	24,8	70,4	36 500	63 700	29,9	74,7	33 800	61 600	62,0
64,0	13,7	59,7	35 800	61 500	19,4	65,1	34 200	60 800	25,5	70,6	31 700	58 800	64,0
66,0									20,2	65,6	29 700	56 300	66,0
68,0									12,8	58,2	27 600	53 800	68,0
72,0													72,0
76,0													76,0



# MLC650 VPC-MAX S-1

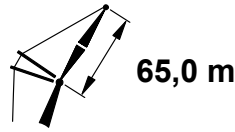
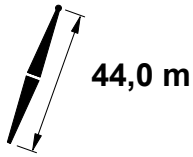
ASME B30.5



m	75°				70°				65°				m
	°	m	kg	kg	°	m	kg	kg	°	m	kg	kg	
24,4													24,4
26,0													26,0
28,0													28,0
30,0													30,0
32,0													32,0
34,0													34,0
36,0													36,0
38,0													38,0
40,0													40,0
42,0	62,9	97,4	57 800	98 400									42,0
44,0	60,7	96,3	53 800	92 600									44,0
46,0	58,4	95,1	50 100	87 400									46,0
48,0	56,0	93,7	46 800	82 600									48,0
50,0	53,6	92,2	43 700	78 300	58,0	93,6	38 100	74 000					50,0
52,0	51,1	90,6	40 900	74 200	55,6	92,2	35 400	70 100					52,0
54,0	48,5	88,9	38 200	70 500	53,2	90,7	33 000	66 600					54,0
56,0	45,8	86,9	35 800	67 100	50,7	89,1	30 800	63 300					56,0
58,0	43,0	84,8	33 500	63 900	48,1	87,3	28 700	60 200	52,6	88,8	24 000	56 700	58,0
60,0	40,0	82,4	31 300	60 900	45,3	85,3	26 700	57 400	50,1	87,1	22 200	54 000	60,0
62,0	36,7	79,8	29 300	58 100	42,5	83,1	24 900	54 700	47,4	85,3	20 500	51 400	62,0
64,0	33,2	76,8	27 400	55 500	39,4	80,7	23 100	52 200	44,7	83,3	18 900	49 100	64,0
66,0	29,3	73,3	25 600	53 100	36,1	78,0	21 500	49 900	41,8	81,0	17 400	46 800	66,0
68,0	24,9	69,1	23 800	50 700	32,6	74,9	19 900	47 700	38,7	78,6	16 000	44 700	68,0
72,0					24,0	67,1	17 000	43 600	31,7	72,6	13 400	40 900	72,0
76,0					9,3	52,5	14 100	39 800	22,8	64,4	10 900	37 400	76,0

# MLC650 VPC-MAX S-1

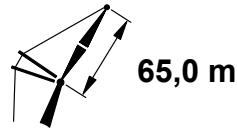
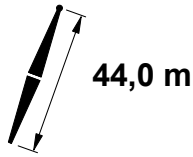
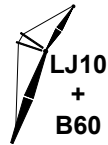
ASME B30.5



m	85°				83°				80°				m
	°	m	kg	kg	°	m	kg	kg	°	m	kg	kg	
25,9	73,7	109,0	135 800	145 300									25,9
26,0	73,6	109,0	135 200	145 300									26,0
28,0	71,7	108,4	122 900	145 000									28,0
30,0	69,9	107,6	112 300	144 600	71,3	108,0	108 200	143 200					30,0
32,0	68,0	106,8	103 000	144 000	69,4	107,2	99 200	143 200					32,0
34,0	66,0	105,9	95 000	140 900	67,5	106,4	91 400	138 200					34,0
36,0	64,1	104,9	87 800	131 200	65,6	105,5	84 400	128 600	67,8	106,1	79 300	124 700	36,0
38,0	62,1	103,8	81 400	122 600	63,6	104,5	78 200	120 100	65,8	105,2	73 400	116 400	38,0
40,0	60,0	102,7	75 700	114 900	61,6	103,4	72 700	112 500	63,9	104,2	68 100	109 000	40,0
42,0	57,9	101,4	70 500	108 000	59,5	102,2	67 700	105 700	61,9	103,2	63 300	102 400	42,0
44,0	55,8	100,1	65 800	101 700	57,4	100,9	63 100	99 600	59,8	102,0	59 000	96 400	44,0
46,0	53,6	98,6	61 600	96 000	55,3	99,5	58 900	94 000	57,7	100,7	55 000	91 000	46,0
48,0	51,4	97,0	57 700	90 800	53,1	98,0	55 200	88 900	55,6	99,3	51 400	86 000	48,0
50,0	49,0	95,2	54 100	86 100	50,8	96,4	51 700	84 200	53,4	97,8	48 100	81 500	50,0
52,0	46,6	93,4	50 700	81 700	48,5	94,6	48 400	79 900	51,1	96,2	45 000	77 300	52,0
54,0	44,1	91,3	47 700	77 700	46,0	92,7	45 500	76 000	48,8	94,5	42 200	73 500	54,0
56,0	41,4	89,0	44 800	73 900	43,5	90,6	42 700	72 300	46,4	92,6	39 500	69 900	56,0
58,0	38,6	86,5	42 100	70 500	40,8	88,3	40 100	68 900	43,8	90,5	37 100	66 600	58,0
60,0	35,6	83,8	39 600	67 200	37,9	85,7	37 700	65 700	41,2	88,2	34 800	63 500	60,0
62,0	32,3	80,7	37 300	64 200	34,9	82,9	35 400	62 700	38,3	85,7	32 600	60 600	62,0
64,0	28,7	77,1	35 100	61 300	31,5	79,7	33 300	59 900	35,3	82,9	30 600	57 900	64,0
66,0	24,6	72,9	33 000	58 700	27,8	76,0	31 200	57 300	32,0	79,8	28 600	55 300	66,0
68,0	19,7	67,7	30 900	56 100	23,6	71,6	29 300	54 900	28,4	76,2	26 800	52 900	68,0
72,0									19,2	66,6	23 300	48 500	72,0
76,0													76,0
80,0													80,0
84,0													84,0

# MLC650 VPC-MAX S-1

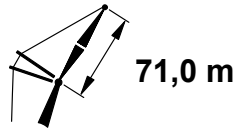
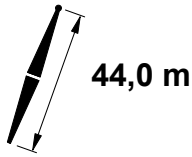
ASME B30.5



m	75°				70°				65°				m
	°	m	kg	kg	°	m	kg	kg	°	m	kg	kg	
25,9													25,9
26,0													26,0
28,0													28,0
30,0													30,0
32,0													32,0
34,0													34,0
36,0													36,0
38,0													38,0
40,0													40,0
42,0													42,0
44,0	63,6	103,2	52 200	91 200									44,0
46,0	61,6	102,1	48 600	86 100									46,0
48,0	59,6	100,9	45 200	81 300									48,0
50,0	57,5	99,6	42 200	77 000									50,0
52,0	55,3	98,2	39 300	73 000	59,2	99,5	33 800	68 800					52,0
54,0	53,1	96,7	36 700	69 300	57,1	98,2	31 400	65 300					54,0
56,0	50,8	95,1	34 300	65 900	54,9	96,7	29 200	62 000					56,0
58,0	48,5	93,3	32 000	62 700	52,7	95,2	27 100	59 000					58,0
60,0	46,0	91,4	29 900	59 800	50,4	93,6	25 200	56 100					60,0
62,0	43,5	89,3	27 900	57 000	48,1	91,8	23 300	53 500	52,2	93,3	18 900	50 100	62,0
64,0	40,8	87,0	26 100	54 400	45,6	89,8	21 600	51 000	49,9	91,6	17 300	47 800	64,0
66,0	37,9	84,5	24 300	52 000	43,0	87,7	20 000	48 700	47,5	89,8	15 800	45 600	66,0
68,0	34,9	81,6	22 600	49 700	40,3	85,3	18 500	46 600	45,0	87,8	14 500	43 500	68,0
72,0	27,9	74,8	19 500	45 500	34,3	79,9	15 700	42 600	39,7	83,2	11 900	39 700	72,0
76,0	18,5	64,8	16 600	41 700	27,2	72,8	13 100	39 000	33,6	77,6	9 600	36 300	76,0
80,0					17,4	62,4	10 700	35 700	26,2	70,3		33 200	80,0
84,0									15,8	59,2		30 300	84,0

# MLC650 VPC-MAX S-1

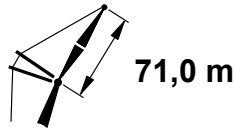
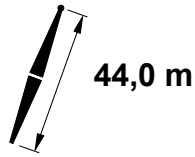
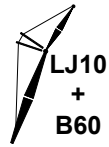
ASME B30.5



85°					83°				80°				
m	°	m	kg	kg	°	m	kg	kg	°	m	kg	kg	m
27,4	73,8	114,8	122 000	122 000									27,4
28,0	73,3	114,7	120 000	121 900									28,0
30,0	71,6	114,0	111 400	121 500									30,0
32,0	69,9	113,2	102 100	121 000	71,2	113,6	98 200	119 800					32,0
34,0	68,2	112,4	94 100	120 400	69,5	112,9	90 400	119 700					34,0
36,0	66,4	111,6	87 000	119 700	67,8	112,0	83 500	119 400					36,0
38,0	64,6	110,6	80 600	119 000	66,0	111,1	77 300	118 700	68,0	111,8	72 400	115 000	38,0
40,0	62,8	109,6	74 900	114 000	64,2	110,2	71 700	111 600	66,2	110,9	67 100	108 100	40,0
42,0	60,9	108,4	69 700	107 100	62,4	109,1	66 800	104 800	64,4	109,9	62 300	101 500	42,0
44,0	59,1	107,2	65 000	100 900	60,5	108,0	62 200	98 700	62,6	108,9	58 000	95 500	44,0
46,0	57,1	105,9	60 800	95 200	58,6	106,7	58 100	93 200	60,8	107,7	54 100	90 100	46,0
48,0	55,2	104,5	56 900	90 100	56,7	105,4	54 300	88 100	58,9	106,5	50 500	85 200	48,0
50,0	53,2	103,0	53 300	85 300	54,7	104,0	50 800	83 400	57,0	105,2	47 100	80 600	50,0
52,0	51,1	101,4	50 000	81 000	52,7	102,5	47 600	79 200	55,0	103,8	44 100	76 500	52,0
54,0	48,9	99,7	46 900	77 000	50,6	100,8	44 700	75 200	53,0	102,3	41 300	72 600	54,0
56,0	46,7	97,8	44 100	73 200	48,4	99,1	41 900	71 600	50,9	100,7	38 600	69 100	56,0
58,0	44,4	95,8	41 400	69 800	46,2	97,1	39 300	68 200	48,7	98,9	36 200	65 800	58,0
60,0	42,0	93,5	38 900	66 600	43,9	95,1	36 900	65 000	46,5	97,0	33 900	62 700	60,0
62,0	39,5	91,1	36 600	63 600	41,4	92,8	34 700	62 100	44,2	95,0	31 800	59 800	62,0
64,0	36,8	88,5	34 400	60 700	38,9	90,3	32 600	59 300	41,8	92,7	29 800	57 100	64,0
66,0	33,9	85,5	32 400	58 100	36,1	87,6	30 600	56 700	39,2	90,3	27 900	54 600	66,0
68,0	30,8	82,3	30 400	55 600	33,2	84,6	28 700	54 300	36,5	87,6	26 100	52 300	68,0
72,0	23,5	74,1	26 800	51 000	26,5	77,3	25 200	49 800	30,5	81,3	22 800	47 900	72,0
76,0	12,3	60,8	23 400	43 700	17,5	66,9	22 000	45 700	23,1	73,0	19 700	44 000	76,0
80,0									11,5	59,2	16 800	40 300	80,0
84,0													84,0
88,0													88,0

# MLC650 VPC-MAX S-1

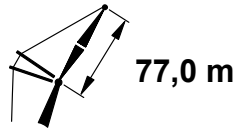
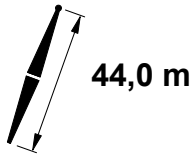
ASME B30.5



m	75°				70°				65°				
	m	°	m	kg	m	°	m	kg	m	°	m	kg	m
27,4													27,4
28,0													28,0
30,0													30,0
32,0													32,0
34,0													34,0
36,0													36,0
38,0													38,0
40,0													40,0
42,0													42,0
44,0													44,0
46,0	64,2	108,9	47 500	85 100									46,0
48,0	62,4	107,8	44 100	80 400									48,0
50,0	60,5	106,7	41 100	76 000									50,0
52,0	58,6	105,5	38 300	72 100									52,0
54,0	56,7	104,1	35 700	68 400									54,0
56,0	54,7	102,7	33 300	65 000	58,3	104,0	28 000	61 000					56,0
58,0	52,7	101,2	31 000	61 900	56,4	102,7	26 000	58 000					58,0
60,0	50,6	99,5	28 900	58 900	54,4	101,2	24 100	55 200					60,0
62,0	48,4	97,8	27 000	56 200	52,3	99,7	22 300	52 600					62,0
64,0	46,2	95,9	25 100	53 600	50,2	98,0	20 600	50 200	53,9	99,3	46 800		64,0
66,0	43,9	93,8	23 400	51 200	48,1	96,2	19 000	47 900	51,8	97,7	44 600		66,0
68,0	41,5	91,5	21 800	49 000	45,8	94,3	17 500	45 700	49,7	96,0	42 600		68,0
72,0	36,2	86,4	18 700	44 800	41,0	89,9	14 700	41 800	45,3	92,2	38 800		72,0
76,0	30,1	80,0	16 000	41 100	35,7	84,6	12 200	38 200	40,4	87,7	35 500		76,0
80,0	22,5	71,5	13 400	37 700	29,5	78,1	9 900	35 000	35,0	82,4	32 400		80,0
84,0					21,7	69,3		32 100	28,7	75,6	29 600		84,0
88,0					8,2	53,1		29 300	20,6	66,5	27 100		88,0

# MLC650 VPC-MAX S-1

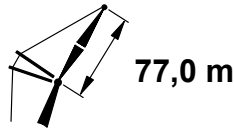
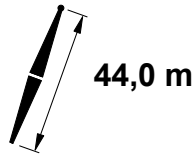
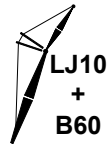
ASME B30.5



m	85°				83°				80°				m
	°	m	kg	kg	°	m	kg	kg	°	m	kg	kg	
29,0	73,9	120,6	103 600	103 600									29,0
30,0	73,1	120,3	103 300	103 300									30,0
32,0	71,5	119,7	100 600	102 900	72,8	120,0	96 600	101 700					32,0
34,0	70,0	118,9	92 600	102 300	71,2	119,3	88 800	101 500					34,0
36,0	68,4	118,1	85 500	101 800	69,6	118,5	81 900	101 200					36,0
38,0	66,7	117,2	79 100	101 100	68,0	117,7	75 700	100 900					38,0
40,0	65,1	116,3	73 400	100 400	66,3	116,8	70 200	100 500	68,2	117,4	65 400	97 700	40,0
42,0	63,4	115,3	68 200	99 700	64,7	115,9	65 200	100 000	66,6	116,6	60 700	97 700	42,0
44,0	61,7	114,2	63 600	99 000	63,0	114,9	60 700	97 200	64,9	115,6	56 400	94 100	44,0
46,0	60,0	113,1	59 300	93 900	61,3	113,8	56 600	91 800	63,3	114,6	52 500	88 700	46,0
48,0	58,3	111,8	55 400	88 800	59,6	112,6	52 800	86 800	61,6	113,5	48 900	83 800	48,0
50,0	56,5	110,5	51 800	84 100	57,8	111,3	49 300	82 200	59,8	112,4	45 600	79 300	50,0
52,0	54,6	109,1	48 500	79 800	56,0	110,0	46 100	77 900	58,1	111,1	42 500	75 200	52,0
54,0	52,8	107,5	45 500	75 800	54,2	108,5	43 200	74 000	56,3	109,8	39 700	71 400	54,0
56,0	50,9	105,9	42 700	72 100	52,3	107,0	40 400	70 400	54,5	108,3	37 100	67 800	56,0
58,0	48,9	104,2	40 000	68 600	50,4	105,3	37 900	67 000	52,6	106,8	34 700	64 500	58,0
60,0	46,8	102,3	37 600	65 400	48,4	103,5	35 500	63 800	50,7	105,2	32 400	61 500	60,0
62,0	44,7	100,3	35 300	62 400	46,3	101,6	33 300	60 900	48,7	103,4	30 300	58 600	62,0
64,0	42,5	98,1	33 100	59 600	44,2	99,6	31 200	58 100	46,6	101,5	28 300	56 000	64,0
66,0	40,2	95,7	31 100	57 000	42,0	97,4	29 200	55 600	44,5	99,5	26 400	53 500	66,0
68,0	37,8	93,2	29 200	54 500	39,7	95,0	27 400	53 200	42,3	97,3	24 700	51 100	68,0
72,0	32,5	87,3	25 600	50 000	34,6	89,5	23 900	48 700	37,6	92,3	21 400	46 800	72,0
76,0	26,2	79,9	22 400	45 900	28,8	82,8	20 800	44 700	32,2	86,4	18 500	42 900	76,0
80,0	18,0	69,5	19 400	42 200	21,5	73,8	18 000	41 100	25,9	78,9	15 800	39 400	80,0
84,0									17,5	68,3	13 200	36 200	84,0
88,0													88,0
92,0													92,0
96,0													96,0

# MLC650 VPC-MAX S-1

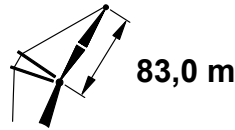
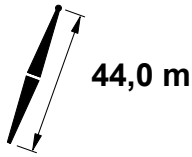
ASME B30.5



m	75°				70°				65°			
	m	kg	kg	kg	m	kg	kg	kg	m	kg	kg	m
29,0												29,0
30,0												30,0
32,0												32,0
34,0												34,0
36,0												36,0
38,0												38,0
40,0												40,0
42,0												42,0
44,0												44,0
46,0												46,0
48,0												48,0
50,0	63,0	113,6	39 400	74 600								50,0
52,0	61,4	112,5	36 600	70 700								52,0
54,0	59,6	111,3	34 000	67 000								54,0
56,0	57,9	110,0	31 600	63 700								56,0
58,0	56,1	108,7	29 400	60 500	59,3	109,8	24 200	56 600				58,0
60,0	54,2	107,2	27 300	57 600	57,6	108,5	22 300	53 800				60,0
62,0	52,4	105,7	25 400	54 900	55,8	107,2	20 500	51 300				62,0
64,0	50,4	104,0	23 500	52 300	53,9	105,7	18 900	48 800				64,0
66,0	48,4	102,2	21 800	50 000	52,0	104,2	17 300	46 500				66,0
68,0	46,4	100,3	20 200	47 700	50,1	102,5	15 800	44 400	53,5	103,8	41 200	68,0
72,0	42,0	96,1	17 200	43 600	46,0	98,8	13 100	40 500	49,6	100,5	37 500	72,0
76,0	37,3	91,1	14 500	39 900	41,6	94,4	10 700	37 000	45,5	96,7	34 100	76,0
80,0	31,9	85,0	12 100	36 600	36,8	89,4		33 800	41,1	92,3	31 100	80,0
84,0	25,5	77,4	9 800	33 600	31,4	83,2		31 000	36,2	87,1	28 400	84,0
88,0	16,8	66,5		30 800	24,8	75,4		28 300	30,7	80,8	25 900	88,0
92,0					15,8	64,0		25 900	23,9	72,7	23 600	92,0
96,0									14,4	60,5	21 500	96,0

# MLC650 VPC-MAX S-1

ASME B30.5

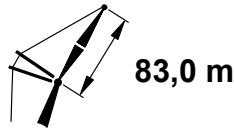
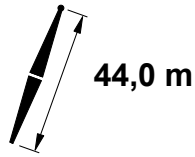
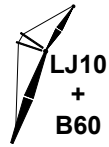


m	85°				83°				80°				m
	°	m	kg	kg	°	m	kg	kg	°	m	kg	kg	
30,5	74,0	126,5	88 700	88 700									30,5
32,0	72,9	126,0	88 400	88 400									32,0
34,0	71,5	125,3	87 900	87 900	72,6	125,6	86 200	87 100					34,0
36,0	70,0	124,6	84 500	87 400	71,1	124,9	80 900	86 900					36,0
38,0	68,5	123,8	78 100	86 800	69,7	124,2	74 700	86 500					38,0
40,0	67,0	122,9	72 400	86 200	68,2	123,4	69 200	86 100					40,0
42,0	65,5	122,0	67 300	85 600	66,7	122,5	64 200	85 700	68,4	123,1	59 600	83 800	42,0
44,0	64,0	121,0	62 600	84 900	65,1	121,6	59 700	85 300	66,9	122,3	55 300	83 700	44,0
46,0	62,4	120,0	58 400	84 200	63,6	120,6	55 600	84 800	65,4	121,3	51 400	83 500	46,0
48,0	60,8	118,8	54 500	83 500	62,0	119,5	51 900	84 300	63,8	120,3	47 800	82 300	48,0
50,0	59,2	117,6	51 000	82 700	60,4	118,4	48 400	81 300	62,2	119,3	44 600	78 400	50,0
52,0	57,6	116,4	47 700	79 000	58,8	117,2	45 200	77 100	60,7	118,1	41 500	74 300	52,0
54,0	55,9	115,0	44 700	75 000	57,2	115,9	42 300	73 200	59,0	116,9	38 700	70 500	54,0
56,0	54,2	113,6	41 800	71 300	55,5	114,5	39 600	69 600	57,4	115,7	36 100	67 000	56,0
58,0	52,5	112,0	39 200	67 900	53,8	113,0	37 000	66 200	55,7	114,3	33 700	63 700	58,0
60,0	50,7	110,4	36 800	64 700	52,0	111,5	34 600	63 100	54,0	112,8	31 500	60 700	60,0
62,0	48,8	108,6	34 500	61 700	50,2	109,8	32 400	60 200	52,3	111,3	29 400	57 800	62,0
64,0	46,9	106,8	32 300	58 900	48,4	108,0	30 300	57 400	50,5	109,6	27 400	55 200	64,0
66,0	45,0	104,8	30 300	56 300	46,5	106,1	28 400	54 900	48,7	107,9	25 500	52 700	66,0
68,0	43,0	102,6	28 400	53 900	44,5	104,1	26 600	52 500	46,8	106,0	23 800	50 400	68,0
72,0	38,7	97,8	24 900	49 400	40,4	99,6	23 200	48 000	42,8	101,8	20 600	46 100	72,0
76,0	33,9	92,2	21 800	45 300	35,8	94,3	20 100	44 100	38,4	97,0	17 700	42 200	76,0
80,0	28,4	85,3	18 900	41 700	30,6	87,9	17 400	40 500	33,6	91,3	15 000	38 800	80,0
84,0	21,6	76,4	16 200	38 400	24,4	80,0	14 800	37 300	28,1	84,4	12 600	35 600	84,0
88,0	11,3	62,0	13 700	30 600	16,1	68,5	12 400	34 300	21,3	75,3	10 400	32 800	88,0
92,0									10,5	60,3		29 700	92,0
96,0													96,0
100,0													100,0



# MLC650 VPC-MAX S-1

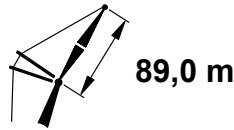
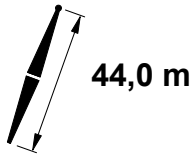
ASME B30.5



m	75°				70°				65°			
	°	m	kg	kg	°	m	kg	kg	°	m	kg	m
30,5												30,5
32,0												32,0
34,0												34,0
36,0												36,0
38,0												38,0
40,0												40,0
42,0												42,0
44,0												44,0
46,0												46,0
48,0												48,0
50,0												50,0
52,0	63,6	119,3	35 500	69 700								52,0
54,0	62,0	118,2	32 900	66 100								54,0
56,0	60,5	117,1	30 500	62 700								56,0
58,0	58,8	115,9	28 300	59 600								58,0
60,0	57,2	114,6	26 300	56 700								60,0
62,0	55,5	113,2	24 300	54 000	58,6	114,4	19 400	50 300				62,0
64,0	53,8	111,7	22 500	51 500	56,9	113,1	17 700	47 900				64,0
66,0	52,1	110,2	20 800	49 100	55,2	111,7	16 200	45 600				66,0
68,0	50,3	108,5	19 200	46 900	53,5	110,2	14 700	43 500				68,0
72,0	46,5	104,8	16 300	42 800	49,9	107,0	12 000	39 600	53,1	108,3	36 600	72,0
76,0	42,5	100,6	13 600	39 200	46,2	103,2	9 600	36 200	49,5	105,0	33 300	76,0
80,0	38,2	95,8	11 200	35 900	42,1	99,0		33 000	45,7	101,2	30 300	80,0
84,0	33,3	90,0		32 900	37,8	94,0		30 200	41,6	96,9	27 600	84,0
88,0	27,7	83,0		30 200	32,9	88,2		27 600	37,2	91,9	25 100	88,0
92,0	20,7	73,7		27 700	27,2	81,0		25 300	32,2	85,9	22 900	92,0
96,0	9,4	57,8		25 300	20,0	71,4		23 100	26,4	78,5	20 800	96,0
100,0									19,0	68,5	18 900	100,0

# MLC650 VPC-MAX S-1

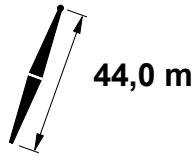
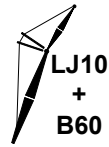
ASME B30.5



m	85°				83°				80°				m
	°	m	kg	kg	°	m	kg	kg	°	m	kg	kg	
32,0	74,1	132,3	74 300	74 300									32,0
34,0	72,8	131,7	73 800	73 800									34,0
36,0	71,4	131,0	73 300	73 300									36,0
38,0	70,0	130,2	72 800	72 800	71,1	130,6	72 400	72 400					38,0
40,0	68,7	129,4	70 800	72 200	69,7	129,9	67 500	72 000					40,0
42,0	67,3	128,6	65 700	71 600	68,3	129,1	62 500	71 600					42,0
44,0	65,8	127,7	61 000	71 000	66,9	128,2	58 000	71 100	68,5	128,8	53 500	69 700	44,0
46,0	64,4	126,7	56 800	70 400	65,5	127,3	53 900	70 600	67,1	127,9	49 600	69 400	46,0
48,0	63,0	125,7	52 900	69 800	64,1	126,3	50 200	70 100	65,7	127,0	46 100	69 200	48,0
50,0	61,5	124,6	49 400	69 200	62,6	125,3	46 700	69 600	64,3	126,1	42 800	68 900	50,0
52,0	60,0	123,5	46 100	68 500	61,2	124,2	43 600	69 100	62,8	125,0	39 800	68 600	52,0
54,0	58,5	122,2	43 100	67 900	59,7	123,0	40 600	68 600	61,4	123,9	37 000	68 000	54,0
56,0	57,0	120,9	40 200	67 300	58,1	121,7	37 900	67 700	59,9	122,8	34 400	65 600	56,0
58,0	55,4	119,5	37 600	66 600	56,6	120,4	35 400	64 900	58,4	121,5	32 000	62 300	58,0
60,0	53,8	118,1	35 200	63 400	55,0	119,0	33 000	61 800	56,8	120,2	29 800	59 300	60,0
62,0	52,2	116,5	32 900	60 400	53,4	117,5	30 800	58 900	55,2	118,8	27 700	56 500	62,0
64,0	50,5	114,9	30 800	57 700	51,8	115,9	28 700	56 100	53,6	117,3	25 700	53 800	64,0
66,0	48,8	113,1	28 700	55 100	50,1	114,3	26 800	53 600	52,0	115,8	23 900	51 400	66,0
68,0	47,0	111,2	26 900	52 600	48,4	112,5	25 000	51 200	50,3	114,1	22 100	49 000	68,0
72,0	43,3	107,2	23 400	48 100	44,8	108,6	21 600	46 800	46,9	110,5	18 900	44 800	72,0
76,0	39,4	102,5	20 300	44 100	40,9	104,1	18 600	42 900	43,2	106,4	16 100	41 000	76,0
80,0	35,0	97,0	17 400	40 500	36,7	99,0	15 800	39 300	39,2	101,6	13 500	37 500	80,0
84,0	30,1	90,6	14 800	37 300	32,1	93,0	13 300	36 100	34,8	96,2	11 100	34 400	84,0
88,0	24,3	82,5	12 500	34 300	26,7	85,6	11 100	33 200	29,9	89,6		31 600	88,0
92,0	16,7	71,3	10 200	30 600	19,9	75,9		30 500	24,0	81,5		29 000	92,0
96,0					9,0	59,4		24 500	16,2	70,0		26 600	96,0
100,0													100,0
104,0													104,0
108,0													108,0

# MLC650 VPC-MAX S-1

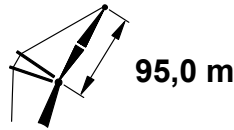
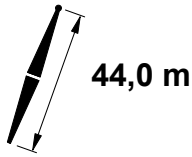
ASME B30.5



m	75°				70°			65°			m
	°	m	kg	kg	°	m	kg	°	m	kg	
32,0											32,0
34,0											34,0
36,0											36,0
38,0											38,0
40,0											40,0
42,0											42,0
44,0											44,0
46,0											46,0
48,0											48,0
50,0											50,0
52,0											52,0
54,0	64,1	125,0	31 100	63 800							54,0
56,0	62,6	124,0	28 700	61 300							56,0
58,0	61,2	122,9	26 500	58 200							58,0
60,0	59,7	121,7	24 500	55 300							60,0
62,0	58,2	120,4	22 500	52 600							62,0
64,0	56,6	119,1	20 700	50 100	59,4	120,2	46 400				64,0
66,0	55,0	117,7	19 000	47 700	57,9	119,0	44 200				66,0
68,0	53,4	116,2	17 500	45 500	56,3	117,6	42 100				68,0
72,0	50,1	113,0	14 500	41 500	53,2	114,7	38 200				72,0
76,0	46,6	109,3	11 900	37 800	49,8	111,4	34 800	52,8	112,8	31 800	76,0
80,0	42,9	105,2	9 500	34 600	46,3	107,7	31 700	49,4	109,5	28 900	80,0
84,0	38,9	100,4		31 600	42,6	103,5	28 900	45,9	105,7	26 200	84,0
88,0	34,5	94,9		28 900	38,5	98,7	26 300	42,1	101,4	23 800	88,0
92,0	29,5	88,2		26 500	34,1	93,1	24 000	38,0	96,5	21 600	92,0
96,0	23,6	79,9		24 200	29,1	86,4	21 800	33,6	90,8	19 500	96,0
100,0	15,6	68,1		22 000	23,0	77,8	19 800	28,4	83,9	17 600	100,0
104,0					14,7	65,5	17 900	22,2	75,1	15 800	104,0
108,0								13,3	61,9	14 200	108,0

# MLC650 VPC-MAX S-1

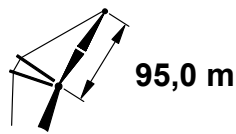
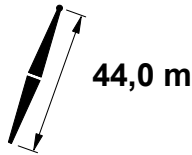
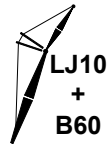
ASME B30.5



85°					83°				80°				
m	°	m	kg	kg	°	m	kg	kg	°	m	kg	kg	m
33,5	74,2	138,1	63 600	63 600									33,5
34,0	73,9	137,9	63 500	63 500									34,0
36,0	72,6	137,3	63 000	63 000									36,0
38,0	71,4	136,6	62 500	62 500									38,0
40,0	70,1	135,9	62 000	62 000	71,1	136,3	61 800	61 800					40,0
42,0	68,8	135,1	61 500	61 500	69,8	135,5	60 700	61 400					42,0
44,0	67,5	134,3	59 900	60 900	68,5	134,7	57 100	60 900					44,0
46,0	66,1	133,4	55 900	60 400	67,2	133,9	53 000	60 500	68,7	134,5	48 600	59 300	46,0
48,0	64,8	132,4	52 000	59 800	65,8	133,0	49 200	60 000	67,3	133,6	45 100	59 000	48,0
50,0	63,5	131,4	48 500	59 300	64,5	132,0	45 800	59 500	66,0	132,7	41 800	58 800	50,0
52,0	62,1	130,4	45 200	58 700	63,1	131,0	42 600	59 100	64,7	131,8	38 800	58 400	52,0
54,0	60,7	129,2	42 200	58 200	61,8	129,9	39 700	58 600	63,3	130,8	36 000	58 100	54,0
56,0	59,3	128,1	39 400	57 600	60,4	128,8	37 000	58 100	62,0	129,7	33 400	57 800	56,0
58,0	57,9	126,8	36 800	57 000	59,0	127,6	34 500	57 600	60,6	128,5	31 000	57 400	58,0
60,0	56,4	125,5	34 300	56 500	57,5	126,3	32 100	57 100	59,2	127,4	28 800	57 100	60,0
62,0	55,0	124,1	32 000	55 900	56,1	124,9	29 900	56 600	57,7	126,1	26 700	55 600	62,0
64,0	53,5	122,6	29 900	55 400	54,6	123,5	27 800	55 400	56,3	124,7	24 800	53 000	64,0
66,0	51,9	121,0	27 900	54 300	53,1	122,0	25 900	52 800	54,8	123,3	22 900	50 600	66,0
68,0	50,4	119,3	26 000	51 900	51,6	120,4	24 100	50 400	53,3	121,8	21 200	48 300	68,0
72,0	47,1	115,7	22 600	47 400	48,4	117,0	20 700	46 100	50,2	118,6	18 000	44 000	72,0
76,0	43,7	111,7	19 500	43 500	45,0	113,1	17 700	42 200	46,9	115,0	15 200	40 200	76,0
80,0	40,0	107,1	16 700	39 900	41,4	108,7	15 000	38 700	43,5	110,9	12 600	36 800	80,0
84,0	36,0	101,8	14 100	36 600	37,6	103,7	12 600	35 500	39,8	106,3	10 300	33 700	84,0
88,0	31,6	95,6	11 800	33 700	33,3	97,9	10 300	32 600	35,8	100,9		30 900	88,0
92,0	26,5	88,2	9 600	31 000	28,5	91,0		29 900	31,3	94,7		28 400	92,0
96,0	20,2	78,5		28 500	22,8	82,4		27 500	26,2	87,2		26 000	96,0
100,0	10,5	63,1		20 000	15,0	70,1		25 100	19,8	77,4		23 800	100,0
104,0									9,8	61,3		20 500	104,0
108,0													108,0
112,0													112,0

# MLC650 VPC-MAX S-1

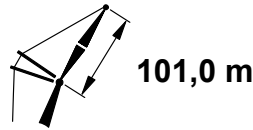
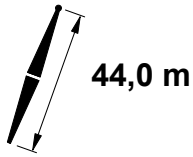
ASME B30.5



m	75°				70°				65°			
	°	m	kg	kg	°	m	kg	°	m	kg	m	
33,5												33,5
34,0												34,0
36,0												36,0
38,0												38,0
40,0												40,0
42,0												42,0
44,0												44,0
46,0												46,0
48,0												48,0
50,0												50,0
52,0												52,0
54,0												54,0
56,0												56,0
58,0	63,2	129,7	25 400	54 600								58,0
60,0	61,8	128,6	23 400	54 000								60,0
62,0	60,4	127,5	21 500	51 700								62,0
64,0	59,0	126,3	19 700	49 200								64,0
66,0	57,6	125,0	18 000	46 900								66,0
68,0	56,1	123,7	16 400	44 700	58,7	124,8	41 200					68,0
72,0	53,1	120,7	13 500	40 600	55,9	122,2	37 300					72,0
76,0	50,0	117,5	10 900	37 000	52,9	119,2	33 900					76,0
80,0	46,7	113,8		33 800	49,7	115,9	30 800	52,5	117,3	28 000		80,0
84,0	43,3	109,7		30 900	46,4	112,2	28 100	49,3	113,9	25 300		84,0
88,0	39,6	105,0		28 200	43,0	108,1	25 500	46,0	110,2	22 900		88,0
92,0	35,5	99,7		25 800	39,2	103,3	23 200	42,5	106,0	20 700		92,0
96,0	31,0	93,4		23 500	35,2	97,9	21 100	38,8	101,2	18 700		96,0
100,0	25,8	85,7		21 400	30,6	91,5	19 100	34,7	95,7	16 900		100,0
104,0	19,3	75,7		19 500	25,3	83,7	17 300	30,0	89,1	15 100		104,0
108,0	8,8	58,7		17 600	18,7	73,4	15 600	24,6	81,1	13 500		108,0
112,0								17,7	70,3	12 000		112,0

# MLC650 VPC-MAX S-1

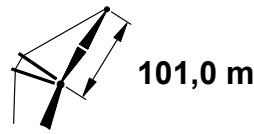
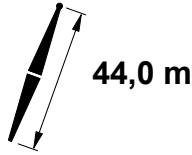
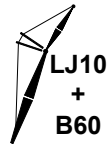
ASME B30.5



m	85°				83°				80°				m
	°	m	kg	kg	°	m	kg	kg	°	m	kg	kg	
35,1	74,3	143,9	54 200	54 200									35,1
36,0	73,7	143,6	54 100	54 100									36,0
38,0	72,5	143,0	53 600	53 600									38,0
40,0	71,3	142,3	53 200	53 200	72,2	142,6	52 900	52 900					40,0
42,0	70,1	141,6	52 600	52 600	71,0	141,9	52 500	52 500					42,0
44,0	68,9	140,8	52 100	52 100	69,8	141,2	52 000	52 000					44,0
46,0	67,7	140,0	51 600	51 600	68,6	140,4	51 200	51 600					46,0
48,0	66,4	139,1	50 200	51 100	67,4	139,6	47 600	51 100	68,8	140,1	43 400	50 200	48,0
50,0	65,2	138,1	46 900	50 600	66,1	138,7	44 200	50 700	67,5	139,3	40 100	49 900	50,0
52,0	63,9	137,2	43 600	50 000	64,9	137,7	41 000	50 200	66,3	138,4	37 100	49 600	52,0
54,0	62,6	136,1	40 600	49 500	63,6	136,7	38 100	49 800	65,0	137,5	34 400	49 300	54,0
56,0	61,3	135,0	37 800	49 000	62,3	135,7	35 400	49 300	63,8	136,5	31 800	48 900	56,0
58,0	60,0	133,9	35 200	48 500	61,0	134,6	32 900	48 900	62,5	135,4	29 400	48 600	58,0
60,0	58,7	132,6	32 800	48 000	59,7	133,4	30 500	48 400	61,2	134,3	27 200	48 300	60,0
62,0	57,3	131,4	30 500	47 500	58,4	132,1	28 300	48 000	59,9	133,2	25 100	47 900	62,0
64,0	56,0	130,0	28 400	47 000	57,0	130,8	26 300	47 600	58,6	131,9	23 100	47 600	64,0
66,0	54,6	128,6	26 400	46 600	55,6	129,5	24 300	47 100	57,2	130,6	21 300	47 200	66,0
68,0	53,2	127,1	24 500	46 100	54,2	128,0	22 500	46 700	55,8	129,3	19 600	46 600	68,0
72,0	50,2	123,8	21 000	45 200	51,4	124,9	19 200	44 800	53,0	126,3	16 400	42 700	72,0
76,0	47,2	120,2	18 000	42 300	48,4	121,4	16 200	40 900	50,1	123,1	13 600	39 000	76,0
80,0	44,0	116,2	15 200	38 700	45,2	117,6	13 500	37 400	47,0	119,4	11 000	35 600	80,0
84,0	40,5	111,7	12 600	35 500	41,9	113,3	11 100	34 300	43,8	115,4		32 500	84,0
88,0	36,8	106,5	10 300	32 500	38,3	108,4		31 400	40,4	110,8		29 700	88,0
92,0	32,8	100,6		29 900	34,4	102,8		28 800	36,7	105,7		27 200	92,0
96,0	28,2	93,6		27 400	30,0	96,2		26 400	32,6	99,7		24 800	96,0
100,0	22,8	84,9		25 100	25,0	88,3		24 100	28,0	92,6		22 700	100,0
104,0	15,6	72,9		20 600	18,7	77,9		22 000	22,5	83,9		20 600	104,0
108,0					8,4	60,3		15 100	15,2	71,6		18 700	108,0
112,0													112,0
116,0													116,0

# MLC650 VPC-MAX S-1

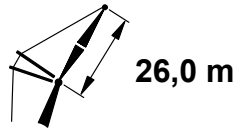
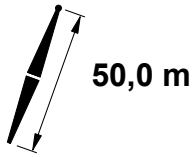
ASME B30.5



m	75°				70°			65°			m
	°	m	kg	kg	°	m	kg	°	m	kg	
35,1											35,1
36,0											36,0
38,0											38,0
40,0											40,0
42,0											42,0
44,0											44,0
46,0											46,0
48,0											48,0
50,0											50,0
52,0											52,0
54,0											54,0
56,0											56,0
58,0	64,9	136,4	23 600	45 900							58,0
60,0	63,6	135,4	21 600	45 900							60,0
62,0	62,3	134,4	19 700	45 800							62,0
64,0	61,0	133,3	17 900	45 700							64,0
66,0	59,7	132,1	16 300	45 200							66,0
68,0	58,4	130,9	14 700	43 300							68,0
72,0	55,7	128,2	11 800	39 300	58,2	129,4	35 900				72,0
76,0	52,8	125,2	9 200	35 700	55,4	126,7	32 500				76,0
80,0	49,9	121,9		32 500	52,6	123,7	29 500				80,0
84,0	46,8	118,3		29 600	49,6	120,4	26 700	52,2	121,8	23 900	84,0
88,0	43,6	114,2		26 900	46,6	116,7	24 200	49,3	118,4	21 600	88,0
92,0	40,1	109,6		24 500	43,3	112,6	21 900	46,2	114,7	19 400	92,0
96,0	36,4	104,4		22 300	39,8	107,9	19 800	42,9	110,5	17 400	96,0
100,0	32,3	98,4		20 200	36,1	102,7	17 900	39,4	105,8	15 500	100,0
104,0	27,7	91,2		18 300	31,9	96,6	16 100	35,6	100,4	13 800	104,0
108,0	22,1	82,3		16 500	27,2	89,3	14 400	31,4	94,2	12 300	108,0
112,0	14,6	69,7		14 800	21,5	80,1	12 800	26,6	86,8	10 800	112,0
116,0					13,7	67,0	11 300				116,0

# MLC650 VPC-MAX S-1

ASME B30.5

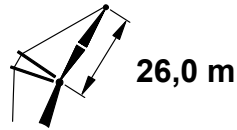
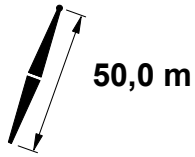
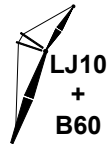


m	85°				83°				80°				m
	°	m	kg	kg	°	m	kg	kg	°	m	kg	kg	
15,2	74,2	77,7	233 500 c	350 000 c									15,2
16,0	72,4	77,4	220 900 c	348 500 c									16,0
18,0	67,7	76,5	191 400 c	322 900 c									18,0
20,0	62,7	75,5	168 400 b	283 900 b	67,0	76,2	162 200 b	278 800 b					20,0
22,0	57,4	74,2	150 100 b	252 500 b	62,0	75,1	144 500 b	248 000 b					22,0
24,0	51,8	72,6	134 800	226 800	56,7	73,8	129 700	222 700	63,5	75,0	122 200 b	216 600 b	24,0
26,0	45,7	70,7	121 800	205 500	51,0	72,1	117 300	201 800	58,3	73,8	110 400 b	196 200 b	26,0
28,0	38,7	68,2	110 900	187 800	44,8	70,1	106 800	184 400	52,8	72,2	100 500	179 400	28,0
30,0	30,3	64,9	101 300	172 600	37,7	67,6	97 600	169 500	46,7	70,3	91 900	164 800	30,0
32,0	18,1	59,8	92 600	159 200	29,0	64,2	89 400	156 500	39,9	68,0	84 200	152 200	32,0
34,0									31,8	64,9	77 500	141 300	34,0
36,0									20,7	60,2	71 300	131 600	36,0
38,0													38,0
40,0													40,0
42,0													42,0
44,0													44,0
46,0													46,0
48,0													48,0



# MLC650 VPC-MAX S-1

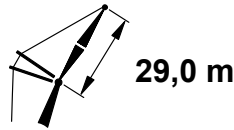
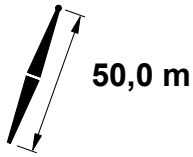
ASME B30.5



m	75°				70°				65°				m
	°	m	kg	kg	°	m	kg	kg	°	m	kg	kg	
15,2													15,2
16,0													16,0
18,0													18,0
20,0													20,0
22,0													22,0
24,0													24,0
26,0													26,0
28,0													28,0
30,0	59,0	72,9	82 200	157 100									30,0
32,0	53,5	71,4	75 400	145 100									32,0
34,0	47,5	69,6	69 400	134 800									34,0
36,0	40,8	67,3	64 000	125 600	53,9	70,1	56 300	119 500					36,0
38,0	33,0	64,3	59 100	117 300	48,0	68,3	52 000	111 700					38,0
40,0	22,4	60,0	54 500	109 900	41,4	66,1	48 000	104 700					40,0
42,0					33,6	63,2	44 400	98 400	48,0	66,6	38 200	93 600	42,0
44,0					23,4	59,0	40 900	92 600	41,4	64,3	35 300	88 200	44,0
46,0									33,6	61,4	32 500	83 200	46,0
48,0									23,4	57,3	29 800	78 600	48,0

# MLC650 VPC-MAX S-1

ASME B30.5

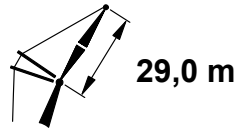
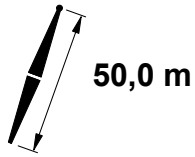
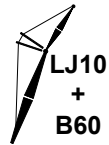


m	85°				83°				80°				m
	°	m	kg	kg	°	m	kg	kg	°	m	kg	kg	
16,8	72,7	80,3	207 100 c	341 300 c									16,8
18,0	70,1	79,8	190 400 b	320 500 b									18,0
20,0	65,8	78,9	167 400 b	282 500 b	69,5	79,5	161 000 b	277 300 b					20,0
22,0	61,2	77,8	149 100 b	251 300 b	65,2	78,5	143 400 b	246 600 b					22,0
24,0	56,5	76,4	133 900	225 700	60,6	77,4	128 700	221 500	66,5	78,4	120 900 b	215 300 b	24,0
26,0	51,4	74,8	121 000	204 500	55,8	76,0	116 300	200 700	62,0	77,3	109 200 b	195 000 b	26,0
28,0	45,9	72,9	110 200	186 900	50,7	74,4	105 900	183 400	57,3	76,0	99 400	178 200	28,0
30,0	39,8	70,5	100 700	171 800	45,2	72,4	96 800	168 600	52,3	74,4	90 800	163 800	30,0
32,0	32,7	67,5	92 400	158 600	38,9	69,9	88 800	155 700	46,9	72,6	83 300	151 200	32,0
34,0	23,4	63,3	85 000	147 200	31,6	66,8	81 800	144 600	40,9	70,3	76 700	140 500	34,0
36,0					21,9	62,3	75 300	134 600	33,9	67,4	70 800	130 900	36,0
38,0									25,2	63,5	65 400	122 300	38,0
40,0													40,0
42,0													42,0
44,0													44,0
46,0													46,0
48,0													48,0
50,0													50,0

REFERENCE ONLY

# MLC650 VPC-MAX S-1

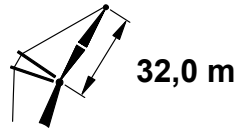
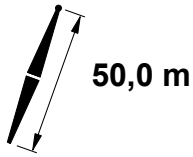
ASME B30.5



m	75°				70°				65°				m
	°	m	kg	kg	°	m	kg	kg	°	m	kg	kg	
16,8													16,8
18,0													18,0
20,0													20,0
22,0													22,0
24,0													24,0
26,0													26,0
28,0													28,0
30,0	62,6	76,4	80 900	155 900									30,0
32,0	57,9	75,1	74 100	143 900									32,0
34,0	52,9	73,6	68 200	133 700									34,0
36,0	47,6	71,8	62 900	124 600									36,0
38,0	41,7	69,6	58 100	116 400	53,3	72,3	50 700	110 600					38,0
40,0	34,9	66,8	53 800	109 200	48,0	70,5	46 800	103 700					40,0
42,0	26,5	63,0	49 700	102 600	42,1	68,4	43 300	97 500					42,0
44,0	13,0	56,5	45 700	96 400	35,4	65,6	40 100	91 800	48,0	68,8	34 000	87 100	44,0
46,0					27,2	61,9	37 000	86 700	42,2	66,6	31 400	82 200	46,0
48,0									35,5	63,9	28 900	77 700	48,0
50,0									27,2	60,2	26 500	73 600	50,0

# MLC650 VPC-MAX S-1

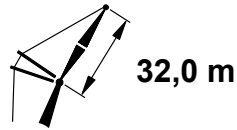
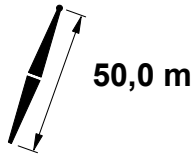
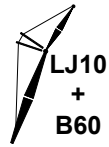
ASME B30.5



m	85°				83°				80°				m
	°	m	kg	kg	°	m	kg	kg	°	m	kg	kg	
16,8	74,4	83,5	206 500 b	337 200 b									16,8
18,0	72,1	83,0	189 800 b	318 700 b									18,0
20,0	68,2	82,2	166 900 b	281 500 b	71,6	82,7	160 400 b	276 200 b					20,0
22,0	64,2	81,2	148 600 b	250 400 b	67,7	81,9	142 800 b	245 700 b					22,0
24,0	60,1	80,1	133 400	224 900	63,7	80,9	128 100	220 700					24,0
26,0	55,7	78,7	120 600	203 800	59,5	79,7	115 800	199 900	64,9	80,7	108 600	194 200	26,0
28,0	51,1	77,1	109 900	186 300	55,2	78,3	105 500	182 800	60,8	79,6	98 800	177 500	28,0
30,0	46,2	75,2	100 500	171 300	50,5	76,6	96 400	168 000	56,5	78,3	90 300	163 100	30,0
32,0	40,7	72,9	92 300	158 200	45,5	74,7	88 500	155 200	51,9	76,7	82 800	150 700	32,0
34,0	34,5	70,0	85 100	146 900	40,0	72,3	81 600	144 100	47,0	74,8	76 400	139 900	34,0
36,0	27,0	66,3	78 600	136 900	33,6	69,4	75 400	134 300	41,7	72,6	70 500	130 400	36,0
38,0	16,0	60,5	72 500	127 900	25,8	65,5	69 700	125 600	35,6	69,9	65 300	121 900	38,0
40,0									28,4	66,4	60 500	114 400	40,0
42,0									18,3	61,1	55 900	107 500	42,0
44,0													44,0
46,0													46,0
48,0													48,0
50,0													50,0
52,0													52,0
54,0													54,0

# MLC650 VPC-MAX S-1

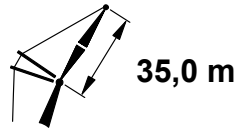
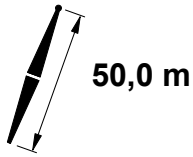
ASME B30.5



m	75°				70°				65°				m
	°	m	kg	kg	°	m	kg	kg	°	m	kg	kg	
16,8													16,8
18,0													18,0
20,0													20,0
22,0													22,0
24,0													24,0
26,0													26,0
28,0													28,0
30,0													30,0
32,0	61,3	78,7	73 400	143 200									32,0
34,0	57,0	77,4	67 600	133 000									34,0
36,0	52,5	75,9	62 300	124 000									36,0
38,0	47,7	74,1	57 600	115 900									38,0
40,0	42,4	71,9	53 400	108 700	52,8	74,6	46 200	103 100					40,0
42,0	36,4	69,2	49 500	102 200	48,0	72,8	42 700	96 900					42,0
44,0	29,4	65,8	45 900	96 300	42,8	70,7	39 600	91 300					44,0
46,0	19,9	60,9	42 400	90 900	36,9	68,0	36 700	86 300	48,1	71,1	30 700	81 600	46,0
48,0					30,0	64,7	33 900	81 600	42,8	68,9	28 300	77 200	48,0
50,0					20,8	60,0	31 300	77 200	36,9	66,3	26 100	73 200	50,0
52,0									30,0	63,0	24 000	69 400	52,0
54,0									20,8	58,3	21 900	65 800	54,0

# MLC650 VPC-MAX S-1

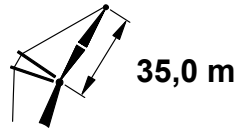
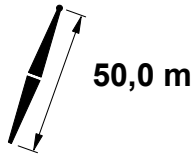
ASME B30.5



m	85°				83°				80°				m
	°	m	kg	kg	°	m	kg	kg	°	m	kg	kg	
18,3	73,2	86,1	184 800 b	308 500 b									18,3
20,0	70,2	85,5	165 800 b	280 000 b									20,0
22,0	66,6	84,6	147 600 b	249 100 b	69,7	85,1	141 600 b	244 300 b					22,0
24,0	62,9	83,5	132 400	223 700	66,1	84,2	127 000	219 400					24,0
26,0	59,1	82,3	119 600	202 700	62,4	83,2	114 700	198 800	67,2	84,1	107 300	192 900	26,0
28,0	55,1	80,9	108 900	185 300	58,6	81,9	104 400	181 700	63,5	83,1	97 600	176 300	28,0
30,0	50,9	79,3	99 600	170 300	54,5	80,5	95 400	167 000	59,7	81,9	89 100	162 000	30,0
32,0	46,3	77,4	91 400	157 300	50,3	78,8	87 500	154 200	55,8	80,5	81 700	149 600	32,0
34,0	41,4	75,1	84 300	146 100	45,7	76,9	80 700	143 200	51,6	78,9	75 300	138 900	34,0
36,0	35,9	72,4	77 900	136 200	40,7	74,6	74 600	133 500	47,1	77,1	69 500	129 500	36,0
38,0	29,5	69,0	72 100	127 300	35,1	71,8	69 000	124 800	42,3	74,9	64 300	121 000	38,0
40,0	21,1	64,3	66 800	119 400	28,5	68,3	64 000	117 100	36,9	72,3	59 600	113 500	40,0
42,0					19,7	63,3	59 300	110 000	30,6	69,0	55 400	106 800	42,0
44,0									22,7	64,6	51 300	100 600	44,0
46,0													46,0
48,0													48,0
50,0													50,0
52,0													52,0
54,0													54,0
56,0													56,0

# MLC650 VPC-MAX S-1

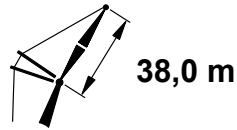
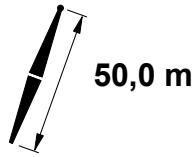
ASME B30.5



m	75°				70°				65°				m
	°	m	kg	kg	°	m	kg	kg	°	m	kg	kg	
18,3													18,3
20,0													20,0
22,0													22,0
24,0													24,0
26,0													26,0
28,0													28,0
30,0													30,0
32,0	64,0	82,2	72 000	142 000									32,0
34,0	60,2	81,0	66 200	131 900									34,0
36,0	56,3	79,7	61 100	122 900									36,0
38,0	52,1	78,1	56 400	114 800									38,0
40,0	47,7	76,3	52 200	107 700	56,6	78,4	44 800	101 900					40,0
42,0	42,9	74,1	48 400	101 300	52,4	76,8	41 400	95 800					42,0
44,0	37,6	71,6	44 900	95 400	48,0	75,0	38 300	90 300					44,0
46,0	31,5	68,4	41 700	90 100	43,3	72,9	35 500	85 300	52,5	75,1	29 300	80 500	46,0
48,0	23,8	64,2	38 600	85 200	38,0	70,4	32 800	80 700	48,1	73,3	27 000	76 200	48,0
50,0	11,6	57,0	35 500	80 600	32,0	67,3	30 400	76 400	43,3	71,2	24 900	72 100	50,0
52,0					24,5	63,2	28 000	72 400	38,0	68,7	22 800	68 400	52,0
54,0									32,0	65,6	20 900	65 000	54,0
56,0									24,5	61,5	19 100	61 700	56,0

# MLC650 VPC-MAX S-1

ASME B30.5

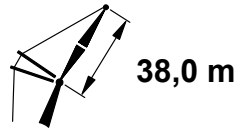
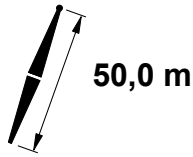
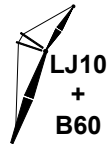


m	85°				83°				80°				m
	o	m	kg	kg	o	m	kg	kg	o	m	kg	kg	
18,3	74,6	89,3	200 300 b	289 600 b									18,3
20,0	71,8	88,7	179 900 b	279 400 b									20,0
22,0	68,6	87,9	160 400	248 600	71,4	88,4	154 400 b	243 800 b					22,0
24,0	65,3	87,0	144 100	223 400	68,2	87,6	138 600	219 000					24,0
26,0	61,8	85,9	130 400	202 400	64,8	86,6	125 400	198 500	69,1	87,4	118 000	192 600	26,0
28,0	58,3	84,6	118 900	185 100	61,4	85,5	114 300	181 500	65,8	86,5	107 500	176 100	28,0
30,0	54,6	83,2	109 000	170 200	57,8	84,2	104 700	166 800	62,4	85,4	98 300	161 800	30,0
32,0	50,7	81,5	100 200	157 200	54,1	82,8	96 300	154 100	58,9	84,2	90 300	149 500	32,0
34,0	46,5	79,6	92 600	146 100	50,1	81,1	88 900	143 200	55,2	82,8	83 400	138 800	34,0
36,0	42,0	77,4	85 800	136 200	46,0	79,2	82 400	133 500	51,3	81,2	77 200	129 400	36,0
38,0	37,1	74,8	79 700	127 400	41,4	76,9	76 500	124 800	47,2	79,3	71 700	121 000	38,0
40,0	31,4	71,7	74 200	119 600	36,4	74,2	71 200	117 200	42,8	77,2	66 700	113 600	40,0
42,0	24,6	67,6	69 200	112 500	30,6	71,0	66 400	110 300	37,9	74,6	62 200	106 900	42,0
44,0	14,5	61,2	64 400	106 000	23,5	66,7	61 900	103 900	32,4	71,6	58 000	100 800	44,0
46,0									25,8	67,7	54 100	95 200	46,0
48,0									16,6	61,9	50 400	90 100	48,0
50,0													50,0
52,0													52,0
54,0													54,0
56,0													56,0
58,0													58,0
60,0													60,0



# MLC650 VPC-MAX S-1

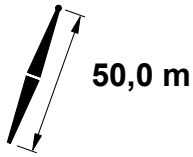
ASME B30.5



m	75°				70°				65°				m
	°	m	kg	kg	°	m	kg	kg	°	m	kg	kg	
18,3													18,3
20,0													20,0
22,0													22,0
24,0													24,0
26,0													26,0
28,0													28,0
30,0													30,0
32,0													32,0
34,0	62,8	84,5	74 300	131 700									34,0
36,0	59,3	83,3	68 600	122 800									36,0
38,0	55,7	81,9	63 600	114 700									38,0
40,0	51,8	80,4	59 100	107 700									40,0
42,0	47,8	78,5	55 000	101 300	55,9	80,6	47 900	95 800					42,0
44,0	43,4	76,4	51 200	95 500	52,1	79,1	44 500	90 300					44,0
46,0	38,6	74,0	47 800	90 200	48,1	77,3	41 400	85 300					46,0
48,0	33,2	71,0	44 600	85 400	43,7	75,2	38 600	80 700	52,1	77,3	32 600	76 100	48,0
50,0	26,7	67,2	41 600	80 900	39,0	72,8	36 000	76 500	48,1	75,5	30 300	72 200	50,0
52,0	18,1	61,8	38 700	76 800	33,6	69,8	33 500	72 600	43,7	73,5	28 100	68 500	52,0
54,0					27,3	66,1	31 200	69 000	39,0	71,0	26 100	65 100	54,0
56,0					18,9	60,9	28 900	65 600	33,6	68,1	24 200	61 900	56,0
58,0									27,3	64,4	22 300	58 900	58,0
60,0									18,9	59,2	20 500	56 100	60,0

# MLC650 VPC-MAX S-1

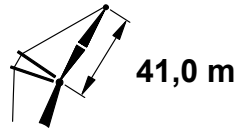
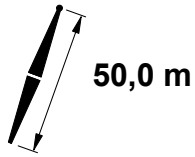
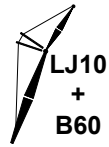
ASME B30.5



m	85°				83°				80°				m
	°	m	kg	kg	°	m	kg	kg	°	m	kg	kg	
19,8	73,5	91,9	180 800	265 700									19,8
20,0	73,2	91,9	178 800	264 600									20,0
22,0	70,2	91,1	159 300	247 400									22,0
24,0	67,2	90,3	143 000	222 200	69,8	90,8	137 500	217 800					24,0
26,0	64,1	89,3	129 400	201 300	66,8	89,9	124 300	197 300					26,0
28,0	60,9	88,2	117 900	184 100	63,7	88,9	113 200	180 400	67,7	89,8	106 200	174 900	28,0
30,0	57,6	86,9	108 000	169 200	60,4	87,8	103 600	165 800	64,6	88,8	97 100	160 700	30,0
32,0	54,1	85,4	99 200	156 300	57,1	86,5	95 200	153 100	61,4	87,7	89 200	148 400	32,0
34,0	50,5	83,8	91 700	145 200	53,6	85,0	87 900	142 200	58,1	86,4	82 300	137 800	34,0
36,0	46,6	81,9	85 000	135 400	50,0	83,3	81 400	132 600	54,7	85,0	76 100	128 400	36,0
38,0	42,5	79,7	78 900	126 600	46,1	81,4	75 600	124 000	51,1	83,4	70 600	120 100	38,0
40,0	38,0	77,2	73 500	118 800	41,9	79,2	70 300	116 300	47,3	81,5	65 600	112 700	40,0
42,0	33,0	74,2	68 500	111 800	37,4	76,6	65 600	109 500	43,2	79,4	61 200	106 000	42,0
44,0	27,0	70,4	64 000	105 400	32,2	73,5	61 200	103 200	38,8	77,0	57 100	99 900	44,0
46,0	19,3	65,3	59 700	99 500	26,1	69,6	57 200	97 500	33,8	74,0	53 300	94 400	46,0
48,0					18,1	64,2	53 400	92 300	28,1	70,4	49 800	89 400	48,0
50,0									20,8	65,6	46 500	84 700	50,0
52,0													52,0
54,0													54,0
56,0													56,0
58,0													58,0
60,0													60,0
62,0													62,0
64,0													64,0

# MLC650 VPC-MAX S-1

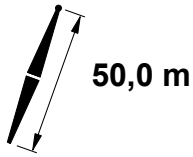
ASME B30.5



m	75°				70°				65°				m
	°	m	kg	kg	°	m	kg	kg	°	m	kg	kg	
19,8													19,8
20,0													20,0
22,0													22,0
24,0													24,0
26,0													26,0
28,0													28,0
30,0													30,0
32,0													32,0
34,0													34,0
36,0	61,8	86,8	67 300	121 600									36,0
38,0	58,5	85,6	62 300	113 700									38,0
40,0	55,1	84,2	57 800	106 600									40,0
42,0	51,5	82,6	53 800	100 300									42,0
44,0	47,8	80,8	50 100	94 500	55,4	82,9	43 200	89 200					44,0
46,0	43,7	78,7	46 700	89 300	51,8	81,3	40 100	84 200					46,0
48,0	39,4	76,3	43 600	84 500	48,1	79,5	37 400	79 700					48,0
50,0	34,5	73,4	40 700	80 100	44,0	77,4	34 800	75 500	51,8	79,6	28 900	71 100	50,0
52,0	28,9	69,9	38 000	76 000	39,7	75,1	32 400	71 700	48,1	77,8	26 800	67 400	52,0
54,0	21,9	65,3	35 400	72 300	34,9	72,2	30 100	68 100	44,1	75,7	24 800	64 100	54,0
56,0	10,5	57,5	32 700	68 600	29,3	68,8	28 000	64 800	39,7	73,3	22 900	60 900	56,0
58,0					22,5	64,3	25 900	61 700	34,9	70,5	21 200	58 000	58,0
60,0									29,4	67,1	19 500	55 300	60,0
62,0									22,5	62,6	17 800	52 700	62,0
64,0									11,9	55,3	16 100	50 200	64,0

# MLC650 VPC-MAX S-1

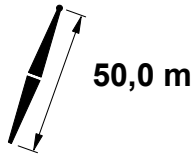
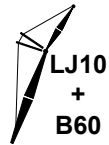
ASME B30.5



m	85°				83°				80°				m
	°	m	kg	kg	°	m	kg	kg	°	m	kg	kg	
19,8	74,7	95,1	180 000	242 700									19,8
20,0	74,4	95,0	178 000	242 700									20,0
22,0	71,7	94,3	158 500	239 200									22,0
24,0	68,9	93,6	142 300	221 200	71,3	94,0	136 600	216 800					24,0
26,0	66,0	92,7	128 600	200 400	68,5	93,2	123 500	196 400					26,0
28,0	63,1	91,6	117 200	183 200	65,6	92,3	112 400	179 500					28,0
30,0	60,1	90,5	107 200	168 400	62,7	91,3	102 800	164 900	66,5	92,2	96 300	159 800	30,0
32,0	57,0	89,2	98 500	155 500	59,7	90,1	94 400	152 300	63,6	91,1	88 300	147 500	32,0
34,0	53,7	87,7	91 000	144 500	56,5	88,8	87 200	141 500	60,6	90,0	81 500	137 000	34,0
36,0	50,3	86,0	84 300	134 700	53,3	87,3	80 700	131 900	57,5	88,7	75 300	127 700	36,0
38,0	46,8	84,1	78 300	125 900	49,9	85,6	74 900	123 300	54,3	87,3	69 800	119 300	38,0
40,0	43,0	82,0	72 900	118 200	46,3	83,7	69 700	115 700	50,9	85,6	64 900	112 000	40,0
42,0	38,8	79,5	68 000	111 200	42,4	81,5	65 000	108 800	47,4	83,8	60 500	105 300	42,0
44,0	34,3	76,7	63 500	104 800	38,3	79,0	60 700	102 600	43,6	81,7	56 400	99 300	44,0
46,0	29,0	73,2	59 400	99 100	33,6	76,0	56 700	97 000	39,5	79,3	52 700	93 800	46,0
48,0	22,7	68,7	55 500	93 800	28,3	72,5	53 100	91 800	35,1	76,5	49 200	88 800	48,0
50,0	13,4	61,9	51 800	88 900	21,7	67,8	49 600	87 000	30,0	73,2	46 100	84 200	50,0
52,0									23,8	68,9	43 000	79 900	52,0
54,0									15,3	62,7	40 100	75 900	54,0
56,0													56,0
58,0													58,0
60,0													60,0
62,0													62,0
64,0													64,0
66,0													66,0

# MLC650 VPC-MAX S-1

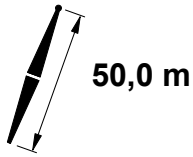
ASME B30.5



m	75°				70°				65°				m			
	m	°	m	kg	kg	m	°	m	kg	kg	m	°		m	kg	kg
19,8																19,8
20,0																20,0
22,0																22,0
24,0																24,0
26,0																26,0
28,0																28,0
30,0																30,0
32,0																32,0
34,0																34,0
36,0																36,0
38,0	61,0	89,1	61 400	112 900												38,0
40,0	57,9	87,9	57 000	105 900												40,0
42,0	54,7	86,4	53 000	99 500												42,0
44,0	51,3	84,8	49 300	93 800												44,0
46,0	47,8	83,0	45 900	88 600	54,9	85,2	39 300	83 500								46,0
48,0	44,1	81,0	42 900	83 800	51,6	83,6	36 500	79 000								48,0
50,0	40,1	78,6	40 000	79 500	48,1	81,8	33 900	74 800								50,0
52,0	35,6	75,9	37 300	75 500	44,4	79,7	31 600	71 000	51,6	81,8	25 900	66 700				52,0
54,0	30,7	72,6	34 800	71 700	40,4	77,4	29 400	67 500	48,1	80,0	24 000	63 400				54,0
56,0	24,7	68,5	32 500	68 300	36,0	74,7	27 300	64 200	44,4	78,0	22 100	60 300				56,0
58,0	16,7	62,6	30 200	65 000	31,0	71,5	25 300	61 200	40,4	75,7	20 400	57 400				58,0
60,0					25,2	67,4	23 500	58 300	36,0	72,9	18 800	54 700				60,0
62,0					17,4	61,8	21 600	55 600	31,1	69,7	17 200	52 100				62,0
64,0									25,2	65,7	15 700	49 700				64,0
66,0									17,4	60,1	14 200	47 400				66,0

# MLC650 VPC-MAX S-1

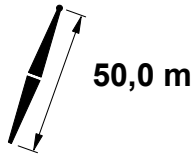
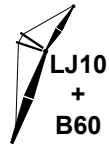
ASME B30.5



m	85°				83°				80°				m
	°	m	kg	kg	°	m	kg	kg	°	m	kg	kg	
21,3	73,7	97,7	176 300	223 000									21,3
22,0	72,9	97,5	170 100	223 000									22,0
24,0	70,3	96,8	152 700	217 400									24,0
26,0	67,6	95,9	138 200	199 300	69,9	96,5	132 900	195 200					26,0
28,0	64,9	95,0	125 900	182 200	67,3	95,6	121 100	178 400					28,0
30,0	62,2	93,9	115 300	167 400	64,6	94,6	110 800	163 900	68,1	95,4	104 100	158 700	30,0
32,0	59,3	92,7	106 100	154 500	61,8	93,6	101 900	151 300	65,4	94,5	95 600	146 500	32,0
34,0	56,4	91,4	98 000	143 500	59,0	92,4	94 100	140 500	62,6	93,5	88 200	136 000	34,0
36,0	53,4	89,9	90 900	133 800	56,0	91,0	87 200	130 900	59,8	92,3	81 700	126 700	36,0
38,0	50,2	88,2	84 400	125 000	53,0	89,5	81 000	122 400	56,9	91,0	75 800	118 400	38,0
40,0	46,8	86,4	78 700	117 300	49,8	87,8	75 400	114 800	53,9	89,5	70 500	111 000	40,0
42,0	43,3	84,2	73 500	110 400	46,4	85,9	70 400	108 000	50,7	87,9	65 800	104 400	42,0
44,0	39,5	81,8	68 700	104 000	42,8	83,7	65 800	101 800	47,4	86,0	61 400	98 400	44,0
46,0	35,3	79,1	64 400	98 300	39,0	81,3	61 600	96 200	43,9	84,0	57 500	92 900	46,0
48,0	30,6	75,8	60 400	93 100	34,7	78,4	57 800	91 000	40,1	81,6	53 800	88 000	48,0
50,0	25,1	71,7	56 700	88 300	30,0	75,1	54 200	86 300	36,0	78,9	50 500	83 400	50,0
52,0	17,9	66,2	53 100	83 800	24,3	70,9	50 900	82 000	31,4	75,7	47 300	79 200	52,0
54,0					16,8	65,0	47 700	77 900	26,1	71,8	44 400	75 300	54,0
56,0									19,3	66,6	41 600	71 600	56,0
58,0													58,0
60,0													60,0
62,0													62,0
64,0													64,0
66,0													66,0
68,0													68,0

# MLC650 VPC-MAX S-1

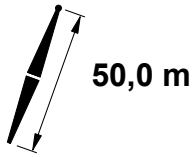
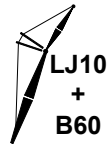
ASME B30.5



m	75°				70°				65°				m
	m	kg	kg	kg	m	kg	kg	kg	m	kg	kg	kg	
21,3													21,3
22,0													22,0
24,0													24,0
26,0													26,0
28,0													28,0
30,0													30,0
32,0													32,0
34,0													34,0
36,0													36,0
38,0	63,0	92,6	67 200	111 800									38,0
40,0	60,2	91,4	62 400	104 800									40,0
42,0	57,3	90,1	58 100	98 500									42,0
44,0	54,3	88,7	54 100	92 800									44,0
46,0	51,1	87,1	50 500	87 600	57,5	88,8	43 700	82 400					46,0
48,0	47,8	85,2	47 200	82 900	54,5	87,4	40 800	77 900					48,0
50,0	44,4	83,2	44 200	78 600	51,4	85,8	38 000	73 800					50,0
52,0	40,6	80,9	41 400	74 600	48,1	84,0	35 400	70 000	54,5	85,6	29 600	65 600	52,0
54,0	36,6	78,2	38 700	70 900	44,6	82,0	33 100	66 500	51,4	84,0	27 500	62 300	54,0
56,0	32,1	75,1	36 300	67 400	40,9	79,7	30 900	63 300	48,1	82,2	25 500	59 200	56,0
58,0	26,8	71,3	33 900	64 200	36,9	77,0	28 800	60 200	44,6	80,2	23 700	56 400	58,0
60,0	20,3	66,3	31 700	61 200	32,4	74,0	26 800	57 400	40,9	77,9	21 900	53 700	60,0
62,0					27,2	70,2	24 900	54 800	36,9	75,3	20 300	51 200	62,0
64,0					20,8	65,4	23 100	52 200	32,4	72,2	18 700	48 800	64,0
66,0									27,3	68,5	17 200	46 600	66,0
68,0									20,9	63,7	15 700	44 500	68,0

# MLC650 VPC-MAX S-1

ASME B30.5

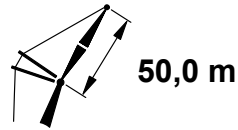
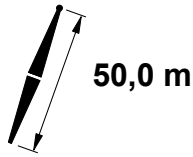
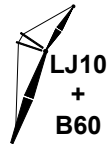


m	85°				83°				80°				m
	°	m	kg	kg	°	m	kg	kg	°	m	kg	kg	
21,3	74,7	100,9	176 100	203 900									21,3
22,0	73,9	100,7	169 800	203 900									22,0
24,0	71,5	100,0	152 500	203 800									24,0
26,0	69,1	99,2	137 900	198 800	71,2	99,7	132 600	194 700					26,0
28,0	66,5	98,3	125 700	181 700	68,7	98,9	120 800	177 900					28,0
30,0	64,0	97,3	115 100	167 000	66,2	98,0	110 600	163 400					30,0
32,0	61,4	96,2	105 800	154 200	63,7	97,0	101 600	150 900	67,0	97,8	95 300	146 000	32,0
34,0	58,7	95,0	97 800	143 200	61,0	95,9	93 900	140 100	64,4	96,8	87 900	135 500	34,0
36,0	55,9	93,6	90 700	133 400	58,3	94,6	86 900	130 600	61,8	95,8	81 400	126 300	36,0
38,0	53,0	92,1	84 300	124 700	55,5	93,2	80 700	122 000	59,1	94,6	75 500	118 000	38,0
40,0	50,1	90,4	78 500	117 100	52,7	91,7	75 200	114 500	56,4	93,2	70 300	110 700	40,0
42,0	46,9	88,6	73 400	110 100	49,6	90,0	70 200	107 700	53,5	91,7	65 500	104 100	42,0
44,0	43,6	86,5	68 600	103 800	46,5	88,1	65 700	101 500	50,5	90,1	61 200	98 100	44,0
46,0	40,1	84,1	64 300	98 100	43,1	86,0	61 500	95 900	47,4	88,2	57 300	92 700	46,0
48,0	36,2	81,4	60 400	92 900	39,6	83,6	57 700	90 800	44,2	86,2	53 700	87 700	48,0
50,0	31,9	78,3	56 700	88 100	35,7	80,8	54 200	86 100	40,6	83,9	50 300	83 200	50,0
52,0	27,1	74,5	53 300	83 700	31,3	77,6	50 900	81 800	36,9	81,2	47 200	79 000	52,0
54,0	21,1	69,7	50 100	79 600	26,3	73,8	47 800	77 800	32,7	78,2	44 400	75 100	54,0
56,0	12,3	62,3	46 900	75 300	20,1	68,7	44 900	74 100	27,9	74,5	41 600	71 500	56,0
58,0									22,2	69,9	39 100	68 100	58,0
60,0									14,1	63,2	36 500	64 900	60,0
62,0													62,0
64,0													64,0
66,0													66,0
68,0													68,0
72,0													72,0



# MLC650 VPC-MAX S-1

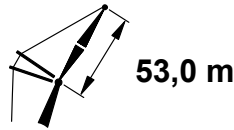
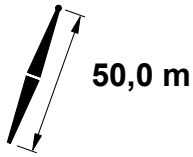
ASME B30.5



m	75°				70°				65°				m	
	°	m	kg	kg	°	m	kg	kg	°	m	kg	kg		
21,3													21,3	
22,0													22,0	
24,0													24,0	
26,0													26,0	
28,0													28,0	
30,0													30,0	
32,0													32,0	
34,0													34,0	
36,0													36,0	
38,0													38,0	
40,0	62,1	94,9	62 100	104 400									40,0	
42,0	59,5	93,7	57 800	98 100									42,0	
44,0	56,7	92,4	53 800	92 400									44,0	
46,0	53,9	90,9	50 200	87 300									46,0	
48,0	50,9	89,3	47 000	82 600	56,9	91,1	40 400	77 600					48,0	
50,0	47,8	87,5	43 900	78 300	54,1	89,6	37 600	73 500					50,0	
52,0	44,6	85,4	41 100	74 300	51,2	88,0	35 100	69 700					52,0	
54,0	41,1	83,2	38 500	70 600	48,1	86,2	32 800	66 200					54,0	
56,0	37,4	80,6	36 100	67 200	44,8	84,2	30 600	63 000	51,2	86,3	25 200	58 900	56,0	
58,0	33,2	77,6	33 800	64 000	41,4	81,9	28 500	60 000	48,1	84,5	23 300	56 000	58,0	
60,0	28,6	74,0	31 700	61 100	37,6	79,4	26 600	57 200	44,8	82,5	21 600	53 400	60,0	
62,0	23,0	69,6	29 600	58 300	33,6	76,4	24 800	54 600	41,4	80,2	20 000	50 900	62,0	
64,0	15,4	63,3	27 600	55 600	28,9	72,9	23 000	52 100	37,7	77,6	18 500	48 600	64,0	
66,0					23,4	68,5	21 400	49 800	33,6	74,7	17 000	46 400	66,0	
68,0					16,1	62,5	19 700	47 500	29,0	71,2	15 600	44 300	68,0	
72,0										16,1	60,8	12 900	40 400	72,0

# MLC650 VPC-MAX S-1

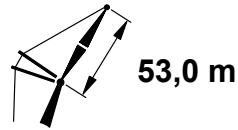
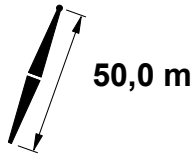
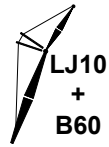
ASME B30.5



m	85°				83°				80°				m
	°	m	kg	kg	°	m	kg	kg	°	m	kg	kg	
22,9	73,9	103,6	160 700	187 800									22,9
24,0	72,6	103,2	151 400	187 800									24,0
26,0	70,3	102,4	136 800	187 300	72,3	102,9	131 500	186 000					26,0
28,0	68,0	101,6	124 700	180 600	70,0	102,1	119 700	176 800					28,0
30,0	65,6	100,7	114 100	166 000	67,7	101,3	109 500	162 400					30,0
32,0	63,2	99,7	104 800	153 200	65,3	100,4	100 500	149 900	68,4	101,1	94 100	144 900	32,0
34,0	60,7	98,5	96 800	142 200	62,8	99,3	92 800	139 100	66,0	100,2	86 700	134 500	34,0
36,0	58,1	97,3	89 700	132 500	60,4	98,2	85 900	129 600	63,6	99,2	80 200	125 300	36,0
38,0	55,5	95,9	83 300	123 900	57,8	96,9	79 700	121 100	61,1	98,1	74 300	117 000	38,0
40,0	52,8	94,4	77 600	116 200	55,2	95,5	74 200	113 600	58,6	96,9	69 100	109 700	40,0
42,0	50,0	92,7	72 400	109 300	52,4	94,0	69 200	106 800	55,9	95,5	64 400	103 100	42,0
44,0	47,0	90,8	67 700	103 000	49,6	92,3	64 700	100 700	53,2	94,0	60 100	97 200	44,0
46,0	43,9	88,8	63 400	97 300	46,6	90,4	60 500	95 100	50,4	92,3	56 200	91 800	46,0
48,0	40,6	86,5	59 500	92 100	43,5	88,3	56 700	90 000	47,5	90,5	52 600	86 800	48,0
50,0	37,0	83,8	55 900	87 400	40,1	85,9	53 200	85 300	44,4	88,5	49 300	82 300	50,0
52,0	33,1	80,8	52 500	83 000	36,5	83,2	50 000	81 000	41,1	86,2	46 200	78 100	52,0
54,0	28,7	77,3	49 400	78 900	32,6	80,2	47 000	77 100	37,6	83,6	43 400	74 300	54,0
56,0	23,5	72,9	46 400	75 200	28,1	76,6	44 100	73 400	33,8	80,7	40 700	70 700	56,0
58,0	16,8	67,0	43 600	71 500	22,8	72,1	41 500	69 900	29,5	77,3	38 200	67 400	58,0
60,0					15,7	65,8	38 900	66 700	24,5	73,1	35 800	64 300	60,0
62,0									18,1	67,5	33 600	61 300	62,0
64,0									6,6	57,1	31 200	58 500	64,0
66,0													66,0
68,0													68,0
72,0													72,0
76,0													76,0

# MLC650 VPC-MAX S-1

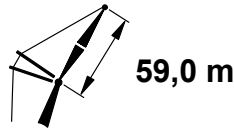
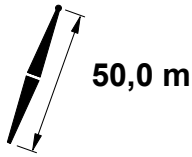
ASME B30.5



m	75°				70°				65°				m
	m	m	kg	kg	m	kg	kg	m	kg	kg			
22,9													22,9
24,0													24,0
26,0													26,0
28,0													28,0
30,0													30,0
32,0													32,0
34,0													34,0
36,0													36,0
38,0													38,0
40,0	63,9	98,3	60 800	103 300									40,0
42,0	61,4	97,2	56 500	97 100									42,0
44,0	58,9	96,0	52 600	91 400									44,0
46,0	56,3	94,6	49 000	86 300									46,0
48,0	53,6	93,2	45 800	81 600									48,0
50,0	50,8	91,5	42 800	77 300	56,5	93,4	36 300	72 400					50,0
52,0	47,9	89,7	40 000	73 400	53,8	91,9	33 800	68 700					52,0
54,0	44,8	87,7	37 400	69 700	51,0	90,3	31 500	65 200					54,0
56,0	41,6	85,5	35 000	66 300	48,1	88,5	29 300	62 000					56,0
58,0	38,1	82,9	32 700	63 200	45,0	86,5	27 300	59 000	51,0	88,5	22 000	55 000	58,0
60,0	34,3	80,1	30 600	60 200	41,8	84,2	25 400	56 300	48,1	86,7	20 300	52 400	60,0
62,0	30,1	76,7	28 600	57 500	38,4	81,7	23 600	53 700	45,1	84,7	18 700	49 900	62,0
64,0	25,2	72,6	26 700	54 900	34,6	78,9	21 900	51 200	41,8	82,5	17 200	47 600	64,0
66,0	19,0	67,3	24 900	52 400	30,4	75,6	20 300	48 900	38,4	80,0	15 800	45 500	66,0
68,0					25,5	71,6	18 800	46 700	34,6	77,2	14 400	43 400	68,0
72,0									25,6	69,8	11 900	39 600	72,0
76,0									10,3	56,3	9 300	36 100	76,0

# MLC650 VPC-MAX S-1

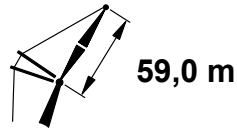
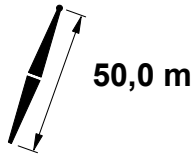
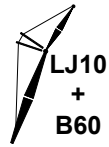
ASME B30.5



m	85°				83°				80°				m
	°	m	kg	kg	°	m	kg	kg	°	m	kg	kg	
24,4	74,1	109,4	146 900	158 700									24,4
26,0	72,4	108,8	135 500	158 600									26,0
28,0	70,3	108,1	123 300	158 200	72,1	108,5	118 200	156 900					28,0
30,0	68,2	107,3	112 700	157 700	70,1	107,8	108 000	156 900					30,0
32,0	66,1	106,4	103 500	151 800	68,0	107,0	99 100	148 400					32,0
34,0	63,9	105,4	95 500	140 900	65,8	106,1	91 400	137 700	68,6	106,8	85 200	133 000	34,0
36,0	61,7	104,3	88 400	131 300	63,7	105,1	84 500	128 300	66,5	105,9	78 700	123 800	36,0
38,0	59,5	103,1	82 000	122 600	61,4	104,0	78 300	119 800	64,3	104,9	72 800	115 600	38,0
40,0	57,2	101,8	76 300	115 000	59,2	102,8	72 800	112 300	62,1	103,9	67 600	108 400	40,0
42,0	54,8	100,4	71 200	108 100	56,9	101,4	67 900	105 600	59,9	102,7	62 900	101 800	42,0
44,0	52,3	98,9	66 500	101 900	54,5	100,0	63 400	99 500	57,5	101,4	58 700	95 900	44,0
46,0	49,8	97,2	62 200	96 200	52,0	98,4	59 200	93 900	55,2	100,0	54 800	90 500	46,0
48,0	47,1	95,3	58 300	91 100	49,4	96,7	55 500	88 900	52,7	98,5	51 200	85 600	48,0
50,0	44,4	93,3	54 700	86 300	46,8	94,9	52 000	84 300	50,2	96,8	47 900	81 100	50,0
52,0	41,4	91,0	51 400	82 000	44,0	92,8	48 800	80 000	47,6	95,0	44 900	77 000	52,0
54,0	38,3	88,5	48 400	78 000	41,0	90,5	45 900	76 100	44,8	93,0	42 100	73 200	54,0
56,0	35,0	85,7	45 500	74 200	37,9	88,0	43 100	72 400	41,9	90,8	39 500	69 700	56,0
58,0	31,3	82,5	42 800	70 800	34,5	85,1	40 500	69 000	38,8	88,3	37 000	66 400	58,0
60,0	27,1	78,7	40 300	67 500	30,8	81,8	38 100	65 800	35,5	85,5	34 800	63 300	60,0
62,0	22,2	74,1	37 800	64 500	26,5	77,9	35 800	62 900	31,9	82,4	32 600	60 400	62,0
64,0	15,9	67,8	35 500	61 600	21,5	73,2	33 600	60 100	27,9	78,7	30 600	57 700	64,0
66,0					14,8	66,6	31 400	57 400	23,1	74,3	28 600	55 200	66,0
68,0									17,1	68,4	26 700	52 800	68,0
72,0													72,0
76,0													76,0
80,0													80,0

# MLC650 VPC-MAX S-1

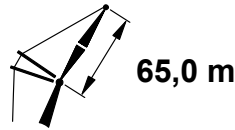
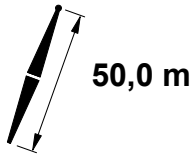
ASME B30.5



m	75°				70°				65°				m
	°	m	kg	kg	°	m	kg	kg	°	m	kg	kg	
24,4													24,4
26,0													26,0
28,0													28,0
30,0													30,0
32,0													32,0
34,0													34,0
36,0													36,0
38,0													38,0
40,0													40,0
42,0													42,0
44,0	62,4	103,0	50 900	90 000									44,0
46,0	60,1	101,8	47 400	84 900									46,0
48,0	57,8	100,5	44 200	80 300									48,0
50,0	55,5	99,2	41 200	76 000									50,0
52,0	53,0	97,7	38 400	72 100	58,0	99,2	32 100	67 300					52,0
54,0	50,5	96,0	35 900	68 500	55,7	97,9	29 800	63 900					54,0
56,0	47,9	94,2	33 500	65 100	53,2	96,4	27 700	60 700					56,0
58,0	45,2	92,2	31 300	62 000	50,7	94,7	25 700	57 700					58,0
60,0	42,3	90,0	29 300	59 100	48,1	92,9	23 800	55 000	53,2	94,6	18 600	51 000	60,0
62,0	39,2	87,6	27 300	56 400	45,4	91,0	22 100	52 400	50,7	93,0	17 000	48 600	62,0
64,0	36,0	84,9	25 500	53 800	42,5	88,8	20 500	50 000	48,1	91,2	15 500	46 300	64,0
66,0	32,4	81,8	23 800	51 400	39,5	86,4	18 900	47 800	45,4	89,2	14 200	44 200	66,0
68,0	28,4	78,2	22 100	49 200	36,2	83,7	17 400	45 600	42,5	87,1	12 900	42 200	68,0
72,0	18,0	68,2	18 900	45 000	28,7	77,1	14 700	41 700	36,2	82,0	10 400	38 500	72,0
76,0					18,4	67,3	12 100	38 100	28,7	75,3		35 100	76,0
80,0									18,5	65,6		32 100	80,0

# MLC650 VPC-MAX S-1

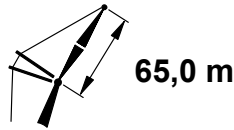
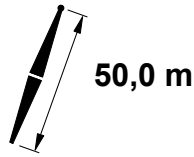
ASME B30.5



m	85°				83°				80°				m
	°	m	kg	kg	°	m	kg	kg	°	m	kg	kg	
25,9	74,2	115,2	134 700	135 000									25,9
26,0	74,1	115,1	134 100	135 000									26,0
28,0	72,2	114,5	122 000	134 800									28,0
30,0	70,4	113,8	111 400	134 500	72,0	114,2	106 500	133 300					30,0
32,0	68,5	113,0	102 200	134 000	70,1	113,5	97 600	133 300					32,0
34,0	66,5	112,1	94 200	133 300	68,2	112,6	89 900	132 600					34,0
36,0	64,6	111,1	87 100	129 500	66,3	111,8	83 100	126 900	68,8	112,5	77 100	122 400	36,0
38,0	62,6	110,1	80 700	121 400	64,3	110,8	76 900	118 500	66,8	111,6	71 300	114 200	38,0
40,0	60,6	109,0	75 000	113 800	62,3	109,7	71 500	111 100	64,9	110,6	66 100	107 000	40,0
42,0	58,5	107,7	69 900	106 900	60,3	108,6	66 500	104 400	62,9	109,6	61 400	100 500	42,0
44,0	56,4	106,4	65 200	100 700	58,2	107,3	62 000	98 300	60,9	108,5	57 200	94 600	44,0
46,0	54,2	104,9	61 000	95 100	56,1	106,0	57 900	92 800	58,8	107,3	53 300	89 300	46,0
48,0	52,0	103,4	57 100	90 000	53,9	104,5	54 200	87 700	56,7	106,0	49 800	84 400	48,0
50,0	49,6	101,7	53 500	85 300	51,7	102,9	50 700	83 100	54,6	104,5	46 500	79 900	50,0
52,0	47,2	99,8	50 200	80 900	49,3	101,2	47 500	78 900	52,3	103,0	43 500	75 800	52,0
54,0	44,7	97,8	47 200	76 900	46,9	99,3	44 600	75 000	50,0	101,3	40 700	72 000	54,0
56,0	42,1	95,6	44 300	73 200	44,4	97,3	41 900	71 300	47,6	99,5	38 100	68 500	56,0
58,0	39,3	93,2	41 700	69 800	41,8	95,1	39 300	68 000	45,2	97,5	35 700	65 200	58,0
60,0	36,4	90,5	39 200	66 600	39,0	92,6	36 900	64 800	42,6	95,3	33 500	62 200	60,0
62,0	33,2	87,5	36 900	63 600	36,0	89,9	34 700	61 900	39,8	92,9	31 400	59 400	62,0
64,0	29,7	84,1	34 700	60 800	32,8	86,8	32 600	59 100	36,9	90,3	29 400	56 700	64,0
66,0	25,8	80,1	32 600	58 100	29,2	83,3	30 600	56 500	33,8	87,3	27 500	54 200	66,0
68,0	21,1	75,2	30 600	55 600	25,2	79,3	28 600	54 100	30,3	84,0	25 700	51 800	68,0
72,0					14,1	67,3	25 000	49 600	22,0	75,4	22 400	47 500	72,0
76,0									5,9	57,7	18 900	43 400	76,0
80,0													80,0
84,0													84,0
88,0													88,0

# MLC650 VPC-MAX S-1

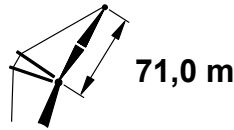
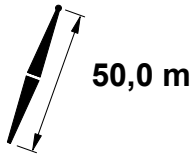
ASME B30.5



m	75°				70°				65°			
	m	kg	kg	kg	m	kg	kg	kg	m	kg	kg	m
25,9												25,9
26,0												26,0
28,0												28,0
30,0												30,0
32,0												32,0
34,0												34,0
36,0												36,0
38,0												38,0
40,0												40,0
42,0												42,0
44,0												44,0
46,0	63,2	108,7	45 700	83 500								46,0
48,0	61,2	107,6	42 500	78 900								48,0
50,0	59,1	106,4	39 600	74 700								50,0
52,0	57,0	105,1	36 900	70 800								52,0
54,0	54,8	103,7	34 400	67 200	59,2	105,1	28 100	62 500				54,0
56,0	52,6	102,1	32 000	63 900	57,1	103,8	26 000	59 300				56,0
58,0	50,3	100,5	29 800	60 800	55,0	102,4	24 000	56 400				58,0
60,0	47,9	98,7	27 800	57 900	52,8	100,9	22 200	53 700				60,0
62,0	45,5	96,7	25 900	55 200	50,5	99,2	20 500	51 100				62,0
64,0	42,9	94,6	24 100	52 700	48,1	97,4	18 900	48 700	52,8	99,1	44 900	64,0
66,0	40,2	92,2	22 400	50 300	45,7	95,5	17 400	46 500	50,5	97,5	42 800	66,0
68,0	37,3	89,6	20 800	48 100	43,1	93,3	15 900	44 400	48,1	95,7	40 800	68,0
72,0	30,8	83,4	17 800	44 000	37,5	88,4	13 300	40 600	43,1	91,6	37 200	72,0
76,0	22,6	75,0	15 100	40 300	31,0	82,3	10 900	37 100	37,5	86,7	33 900	76,0
80,0					22,9	74,0		33 900	31,1	80,5	31 000	80,0
84,0									23,0	72,3	28 300	84,0
88,0									9,2	57,2	25 600	88,0

# MLC650 VPC-MAX S-1

ASME B30.5

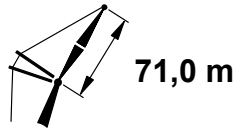
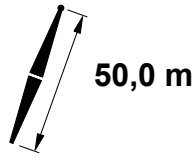
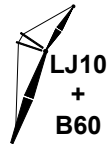


		85°				83°				80°					
		11,8 m		18,3 m		11,8 m		18,3 m		11,8 m		18,3 m			
m	°	m	kg	kg	°	m	kg	kg	°	m	kg	kg	m		
27,4	74,3	121,0	114 200	114 200											27,4
28,0	73,8	120,8	114 200	114 200											28,0
30,0	72,1	120,1	110 000	113 900											30,0
32,0	70,4	119,4	101 300	113 600	71,9	119,8	96 600	112 600							32,0
34,0	68,6	118,6	93 300	113 100	70,1	119,1	88 900	112 600							34,0
36,0	66,9	117,7	86 200	112 500	68,4	118,3	82 100	112 500							36,0
38,0	65,1	116,8	79 800	111 900	66,6	117,4	76 000	112 300							38,0
40,0	63,3	115,8	74 200	110 700	64,8	116,5	70 500	110 100	67,2	117,2	65 100	106 000			40,0
42,0	61,4	114,7	69 000	106 100	63,0	115,4	65 600	103 400	65,4	116,3	60 400	99 500			42,0
44,0	59,6	113,5	64 400	99 900	61,2	114,3	61 100	97 400	63,6	115,3	56 200	93 700			44,0
46,0	57,6	112,2	60 200	94 300	59,3	113,1	57 000	91 900	61,7	114,2	52 300	88 300			46,0
48,0	55,7	110,9	56 300	89 200	57,4	111,8	53 300	86 900	59,9	113,1	48 800	83 500			48,0
50,0	53,7	109,4	52 700	84 500	55,4	110,5	49 800	82 300	58,0	111,8	45 500	79 100			50,0
52,0	51,6	107,8	49 400	80 200	53,4	109,0	46 700	78 100	56,0	110,4	42 600	75 000			52,0
54,0	49,5	106,1	46 400	76 200	51,3	107,4	43 800	74 200	54,0	109,0	39 800	71 200			54,0
56,0	47,3	104,3	43 600	72 500	49,2	105,6	41 000	70 600	52,0	107,4	37 200	67 700			56,0
58,0	45,0	102,3	40 900	69 100	47,0	103,8	38 500	67 200	49,8	105,7	34 800	64 400			58,0
60,0	42,6	100,1	38 500	65 900	44,7	101,8	36 100	64 100	47,7	103,9	32 600	61 400			60,0
62,0	40,1	97,7	36 200	62 900	42,3	99,6	33 900	61 200	45,4	101,9	30 500	58 600			62,0
64,0	37,5	95,2	34 000	60 100	39,8	97,2	31 800	58 500	43,0	99,8	28 500	56 000			64,0
66,0	34,7	92,3	32 000	57 500	37,2	94,6	29 900	55 900	40,6	97,5	26 700	53 500			66,0
68,0	31,7	89,1	30 000	55 000	34,3	91,7	28 000	53 500	38,0	94,9	24 900	51 100			68,0
72,0	24,5	81,3	26 500	50 500	27,9	84,8	24 600	49 000	32,2	89,0	21 700	46 900			72,0
76,0	14,3	69,2	23 100	46 400	19,4	75,1	21 400	45 000	25,2	81,3	18 700	43 000			76,0
80,0									15,4	69,9	16 000	39 500			80,0
84,0															84,0
88,0															88,0
92,0															92,0



# MLC650 VPC-MAX S-1

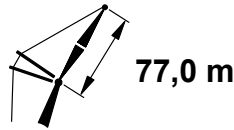
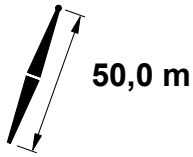
ASME B30.5



m	75°				70°				65°			
	°	m	kg	kg	°	m	kg	kg	°	m	kg	
27,4												27,4
28,0												28,0
30,0												30,0
32,0												32,0
34,0												34,0
36,0												36,0
38,0												38,0
40,0												40,0
42,0												42,0
44,0												44,0
46,0												46,0
48,0	63,8	114,4	41 400	77 900								48,0
50,0	62,0	113,3	38 500	73 700								50,0
52,0	60,1	112,2	35 800	69 800								52,0
54,0	58,2	110,9	33 300	66 300								54,0
56,0	56,3	109,6	30 900	63 000								56,0
58,0	54,3	108,1	28 800	59 900	58,3	109,6	22 900	55 400				58,0
60,0	52,2	106,6	26 800	57 000	56,4	108,3	21 100	52 700				60,0
62,0	50,1	104,9	24 900	54 400	54,4	106,9	19 400	50 200				62,0
64,0	47,9	103,1	23 100	51 800	52,4	105,3	17 800	47 800				64,0
66,0	45,7	101,2	21 400	49 500	50,3	103,7	16 300	45 600	54,4	105,1	41 900	66,0
68,0	43,3	99,1	19 900	47 300	48,1	101,9	14 900	43 500	52,4	103,6	39 900	68,0
72,0	38,3	94,2	16 900	43 300	43,5	97,8	12 300	39 700	48,1	100,1	36 300	72,0
76,0	32,6	88,4	14 300	39 600	38,5	93,0	9 900	36 300	43,5	96,1	33 100	76,0
80,0	25,7	80,9	11 900	36 300	32,8	87,2		33 200	38,5	91,3	30 200	80,0
84,0	16,2	69,8		33 300	26,0	79,8		30 400	32,8	85,5	27 500	84,0
88,0					16,6	68,9		27 800	26,0	78,1	25 100	88,0
92,0									16,7	67,2	22 800	92,0

# MLC650 VPC-MAX S-1

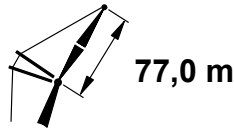
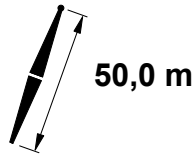
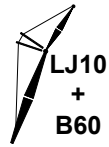
ASME B30.5



m	85°				83°				80°				m
	°	m	kg	kg	°	m	kg	kg	°	m	kg	kg	
29,0	74,3	126,8	97 500	97 500									29,0
30,0	73,5	126,4	97 400	97 400									30,0
32,0	72,0	125,8	97 100	97 100									32,0
34,0	70,4	125,1	91 800	96 700	71,7	125,5	87 300	95 900					34,0
36,0	68,8	124,3	84 700	96 200	70,2	124,7	80 500	95 800					36,0
38,0	67,2	123,4	78 300	95 600	68,6	124,0	74 400	95 600					38,0
40,0	65,5	122,5	72 700	95 100	66,9	123,1	68 900	95 300	69,0	123,8	63 400	92 600	40,0
42,0	63,9	121,5	67 600	94 400	65,3	122,2	64 000	95 000	67,4	122,9	58 700	92 600	42,0
44,0	62,2	120,5	62 900	93 800	63,6	121,2	59 500	94 600	65,8	122,0	54 500	91 800	44,0
46,0	60,5	119,3	58 700	92 600	62,0	120,1	55 500	90 600	64,1	121,0	50 700	86 900	46,0
48,0	58,7	118,1	54 800	87 900	60,2	118,9	51 800	85 600	62,5	120,0	47 200	82 100	48,0
50,0	56,9	116,8	51 300	83 300	58,5	117,7	48 300	81 000	60,7	118,9	43 900	77 700	50,0
52,0	55,1	115,4	48 000	79 000	56,7	116,4	45 200	76 800	59,0	117,6	41 000	73 600	52,0
54,0	53,3	113,9	45 000	75 000	54,9	115,0	42 300	73 000	57,2	116,4	38 200	69 900	54,0
56,0	51,4	112,3	42 200	71 300	53,0	113,5	39 600	69 400	55,4	115,0	35 700	66 400	56,0
58,0	49,4	110,6	39 600	67 900	51,1	111,9	37 000	66 000	53,6	113,5	33 300	63 200	58,0
60,0	47,4	108,7	37 100	64 800	49,1	110,1	34 700	62 900	51,7	111,9	31 100	60 200	60,0
62,0	45,3	106,8	34 800	61 800	47,1	108,3	32 500	60 000	49,7	110,2	29 000	57 400	62,0
64,0	43,1	104,6	32 700	59 000	45,0	106,3	30 400	57 300	47,7	108,4	27 000	54 700	64,0
66,0	40,8	102,3	30 700	56 400	42,8	104,1	28 500	54 800	45,6	106,4	25 200	52 300	66,0
68,0	38,5	99,8	28 800	54 000	40,5	101,8	26 600	52 400	43,5	104,3	23 500	50 000	68,0
72,0	33,2	94,1	25 200	49 500	35,6	96,5	23 300	48 000	38,9	99,6	20 300	45 700	72,0
76,0	27,1	86,9	22 100	45 400	29,9	90,0	20 200	44 000	33,7	93,9	17 400	41 900	76,0
80,0	19,3	77,1	19 100	41 800	23,0	81,6	17 400	40 500	27,7	86,9	14 800	38 500	80,0
84,0					12,7	68,4	14 700	37 000	20,0	77,4	12 300	35 300	84,0
88,0													88,0
92,0													92,0
96,0													96,0
100,0													100,0

# MLC650 VPC-MAX S-1

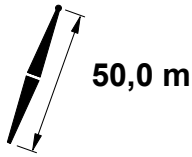
ASME B30.5



m	75°				70°				65°			m
	°	m	kg	kg	°	m	kg	kg	°	m	kg	
29,0												29,0
30,0												30,0
32,0												32,0
34,0												34,0
36,0												36,0
38,0												38,0
40,0												40,0
42,0												42,0
44,0												44,0
46,0												46,0
48,0												48,0
50,0												50,0
52,0	62,7	119,1	34 000	68 400								52,0
54,0	61,0	118,0	31 500	64 900								54,0
56,0	59,2	116,8	29 200	61 600								56,0
58,0	57,5	115,5	27 100	58 500								58,0
60,0	55,7	114,1	25 100	55 700	59,4	115,5	19 200	51 300				60,0
62,0	53,8	112,7	23 200	53 000	57,6	114,2	17 600	48 800				62,0
64,0	51,9	111,1	21 500	50 500	55,8	112,8	16 000	46 400				64,0
66,0	50,0	109,4	19 800	48 200	53,9	111,4	14 500	44 200				66,0
68,0	48,0	107,6	18 300	46 000	52,1	109,8	13 100	42 200				68,0
72,0	43,7	103,6	15 400	42 000	48,1	106,3	10 600	38 400	52,1	108,1	34 900	72,0
76,0	39,2	98,9	12 800	38 400	43,9	102,3		35 000	48,1	104,6	31 700	76,0
80,0	34,0	93,3	10 500	35 200	39,3	97,7		32 000	43,9	100,6	28 800	80,0
84,0	28,1	86,4		32 200	34,2	92,1		29 200	39,3	95,9	26 200	84,0
88,0	20,6	77,1		29 500	28,3	85,3		26 700	34,3	90,4	23 900	88,0
92,0					20,9	76,1		24 300	28,4	83,5	21 700	92,0
96,0					8,2	59,5		22 100	20,9	74,4	19 600	96,0
100,0									8,2	57,8	17 600	100,0

# MLC650 VPC-MAX S-1

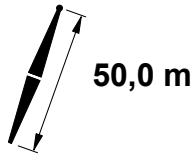
ASME B30.5



m	85°				83°				80°				m
	°	m	kg	kg	°	m	kg	kg	°	m	kg	kg	
30,5	74,4	132,6	83 000	83 000									30,5
32,0	73,3	132,1	82 800	82 800									32,0
34,0	71,9	131,4	82 500	82 500									34,0
36,0	70,4	130,7	81 900	82 100	71,7	131,1	79 100	81 600					36,0
38,0	68,9	129,9	77 300	81 600	70,2	130,4	73 300	81 400					38,0
40,0	67,4	129,1	71 700	81 100	68,7	129,6	67 900	81 200					40,0
42,0	65,9	128,2	66 600	80 600	67,2	128,8	63 000	80 900	69,1	129,4	57 600	78 900	42,0
44,0	64,4	127,2	62 000	80 100	65,7	127,9	58 500	80 500	67,7	128,6	53 400	78 900	44,0
46,0	62,8	126,2	57 800	79 500	64,2	126,9	54 500	80 100	66,1	127,7	49 600	78 900	46,0
48,0	61,2	125,1	53 900	78 900	62,6	125,8	50 800	79 700	64,6	126,7	46 100	78 800	48,0
50,0	59,6	123,9	50 400	78 300	61,0	124,7	47 400	79 300	63,1	125,7	42 900	76 700	50,0
52,0	58,0	122,7	47 100	77 500	59,4	123,5	44 200	76 000	61,5	124,6	39 900	72 700	52,0
54,0	56,3	121,3	44 100	74 200	57,8	122,3	41 300	72 100	59,9	123,5	37 200	69 000	54,0
56,0	54,6	119,9	41 300	70 600	56,1	120,9	38 600	68 600	58,3	122,2	34 700	65 600	56,0
58,0	52,9	118,4	38 700	67 200	54,4	119,5	36 100	65 200	56,6	120,9	32 300	62 300	58,0
60,0	51,1	116,8	36 300	64 000	52,7	118,0	33 800	62 100	54,9	119,5	30 100	59 400	60,0
62,0	49,3	115,1	34 000	61 100	50,9	116,3	31 600	59 300	53,2	118,0	28 000	56 600	62,0
64,0	47,4	113,2	31 900	58 300	49,1	114,6	29 600	56 600	51,4	116,4	26 100	53 900	64,0
66,0	45,5	111,3	29 900	55 700	47,2	112,7	27 600	54 000	49,6	114,7	24 300	51 500	66,0
68,0	43,5	109,1	28 000	53 300	45,2	110,8	25 800	51 600	47,7	112,9	22 600	49 200	68,0
72,0	39,2	104,5	24 500	48 800	41,1	106,4	22 500	47 300	43,8	108,8	19 400	45 000	72,0
76,0	34,5	98,9	21 400	44 800	36,6	101,2	19 500	43 400	39,6	104,2	16 600	41 200	76,0
80,0	29,2	92,3	18 500	41 200	31,6	95,1	16 700	39 900	34,9	98,8	14 000	37 800	80,0
84,0	22,6	83,7	15 900	38 000	25,7	87,5	14 200	36 700	29,6	92,2	11 700	34 700	84,0
88,0	13,1	70,5	13 400	34 400	17,9	77,0	11 900	33 700	23,2	83,8	9 500	31 900	88,0
92,0									14,2	71,3		29 300	92,0
96,0													96,0
100,0													100,0
104,0													104,0

# MLC650 VPC-MAX S-1

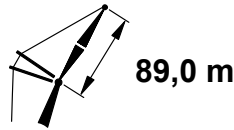
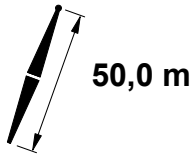
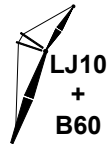
ASME B30.5



m	75°				70°			65°			m
	°	m	kg	kg	°	m	kg	°	m	kg	
30,5											30,5
32,0											32,0
34,0											34,0
36,0											36,0
38,0											38,0
40,0											40,0
42,0											42,0
44,0											44,0
46,0											46,0
48,0											48,0
50,0											50,0
52,0	64,8	125,8	32 800	67 400							52,0
54,0	63,3	124,8	30 400	63 900							54,0
56,0	61,7	123,7	28 100	60 600							56,0
58,0	60,1	122,6	26 000	57 600							58,0
60,0	58,5	121,3	24 000	54 800							60,0
62,0	56,8	120,0	22 100	52 100							62,0
64,0	55,1	118,6	20 400	49 700	58,6	120,0	45 500				64,0
66,0	53,4	117,2	18 800	47 400	56,9	118,7	43 300				66,0
68,0	51,7	115,6	17 200	45 200	55,3	117,3	41 300				68,0
72,0	48,0	112,1	14 400	41 200	51,8	114,3	37 500				72,0
76,0	44,1	108,1	11 900	37 600	48,1	110,8	34 200	51,8	112,5	30 800	76,0
80,0	39,9	103,5	9 600	34 400	44,2	106,8	31 100	48,1	109,1	27 900	80,0
84,0	35,3	98,1		31 500	40,0	102,3	28 400	44,2	105,1	25 400	84,0
88,0	30,0	91,6		28 900	35,4	96,9	25 900	40,1	100,5	23 000	88,0
92,0	23,7	83,4		26 500	30,2	90,5	23 600	35,5	95,2	20 900	92,0
96,0	14,9	71,4		24 200	23,9	82,4	21 500	30,2	88,8	18 900	96,0
100,0					15,3	70,5	19 500	24,0	80,6	17 100	100,0
104,0								15,3	68,8	15 300	104,0

# MLC650 VPC-MAX S-1

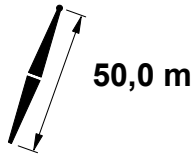
ASME B30.5



m	85°				83°				80°				m
	°	m	kg	kg	°	m	kg	kg	°	m	kg	kg	
32,0	74,5	138,4	70 700	70 700									32,0
34,0	73,1	137,8	70 400	70 400									34,0
36,0	71,8	137,1	70 000	70 000									36,0
38,0	70,4	136,4	69 500	69 500	71,6	136,8	69 200	69 200					38,0
40,0	69,0	135,6	68 600	69 000	70,2	136,1	66 200	68 900					40,0
42,0	67,6	134,8	65 000	68 500	68,8	135,3	61 300	68 600					42,0
44,0	66,2	133,9	60 300	68 000	67,4	134,5	56 800	68 200					44,0
46,0	64,8	132,9	56 100	67 500	66,0	133,6	52 800	67 800	67,9	134,3	47 800	66 500	46,0
48,0	63,3	131,9	52 300	66 900	64,6	132,6	49 100	67 400	66,4	133,4	44 300	66 400	48,0
50,0	61,9	130,9	48 800	66 300	63,2	131,6	45 700	66 900	65,0	132,4	41 100	66 200	50,0
52,0	60,4	129,7	45 500	65 800	61,7	130,5	42 500	66 500	63,6	131,4	38 200	66 000	52,0
54,0	58,9	128,5	42 500	65 200	60,2	129,3	39 700	66 000	62,1	130,4	35 400	65 700	54,0
56,0	57,4	127,2	39 700	64 600	58,7	128,1	37 000	65 600	60,6	129,3	32 900	64 000	56,0
58,0	55,8	125,9	37 100	64 000	57,2	126,8	34 500	63 900	59,1	128,1	30 600	60 900	58,0
60,0	54,2	124,4	34 700	62 700	55,6	125,5	32 100	60 800	57,6	126,8	28 400	58 000	60,0
62,0	52,6	122,9	32 400	59 800	54,0	124,0	30 000	57 900	56,1	125,4	26 300	55 200	62,0
64,0	50,9	121,3	30 300	57 000	52,4	122,5	27 900	55 200	54,5	124,0	24 400	52 600	64,0
66,0	49,2	119,5	28 300	54 400	50,7	120,8	26 000	52 700	52,9	122,5	22 600	50 200	66,0
68,0	47,5	117,7	26 400	52 000	49,0	119,1	24 200	50 400	51,2	120,9	20 900	47 900	68,0
72,0	43,8	113,7	23 000	47 600	45,5	115,3	20 900	46 000	47,8	117,3	17 800	43 700	72,0
76,0	39,9	109,1	19 900	43 600	41,7	110,9	17 900	42 100	44,1	113,4	15 000	39 900	76,0
80,0	35,6	103,7	17 100	40 000	37,5	105,9	15 200	38 600	40,2	108,8	12 400	36 600	80,0
84,0	30,8	97,4	14 500	36 800	33,0	100,1	12 800	35 500	36,0	103,6	10 100	33 500	84,0
88,0	25,2	89,6	12 100	33 900	27,7	93,0	10 500	32 600	31,2	97,3		30 700	88,0
92,0	17,8	79,0	9 900	31 100	21,3	83,9		29 900	25,7	89,7		28 200	92,0
96,0					11,8	69,7		27 400	18,6	79,4		25 800	96,0
100,0													100,0
104,0													104,0
108,0													108,0

# MLC650 VPC-MAX S-1

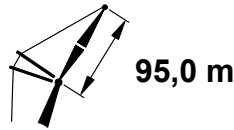
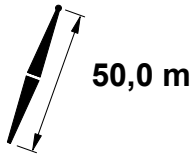
ASME B30.5



m	75°				70°			65°			m
	°	m	kg	kg	°	m	kg	°	m	kg	
32,0											32,0
34,0											34,0
36,0											36,0
38,0											38,0
40,0											40,0
42,0											42,0
44,0											44,0
46,0											46,0
48,0											48,0
50,0											50,0
52,0											52,0
54,0											54,0
56,0	63,8	130,5	26 200	59 100							56,0
58,0	62,3	129,5	24 100	56 100							58,0
60,0	60,8	128,4	22 100	53 300							60,0
62,0	59,3	127,2	20 300	50 700							62,0
64,0	57,8	125,9	18 600	48 200							64,0
66,0	56,3	124,6	17 000	45 900	59,4	125,9	41 800				66,0
68,0	54,7	123,2	15 400	43 800	57,9	124,6	39 800				68,0
72,0	51,4	120,0	12 600	39 800	54,8	121,9	36 000				72,0
76,0	48,0	116,6	10 100	36 300	51,5	118,8	32 700				76,0
80,0	44,4	112,6		33 100	48,1	115,3	29 700	51,6	117,0	26 500	80,0
84,0	40,5	108,1		30 200	44,5	111,4	27 000	48,1	113,5	23 900	84,0
88,0	36,3	102,9		27 600	40,7	106,9	24 600	44,5	109,6	21 600	88,0
92,0	31,6	96,7		25 200	36,4	101,7	22 300	40,7	105,1	19 500	92,0
96,0	26,1	89,2		23 000	31,7	95,6	20 200	36,4	100,0	17 500	96,0
100,0	19,1	79,1		20 900	26,3	88,1	18 300	31,7	93,8	15 700	100,0
104,0					19,4	78,2	16 500	26,3	86,4	14 100	104,0
108,0					7,6	60,3	14 700	19,4	76,5	12 500	108,0

# MLC650 VPC-MAX S-1

ASME B30.5

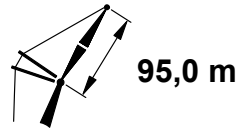
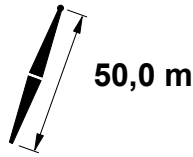


m	85°				83°				80°				m
	°	m	kg	kg	°	m	kg	kg	°	m	kg	kg	
33,5	74,5	144,2	60 900	60 900									33,5
34,0	74,2	144,1	60 800	60 800									34,0
36,0	73,0	143,4	60 300	60 300									36,0
38,0	71,7	142,8	59 900	59 900									38,0
40,0	70,4	142,0	59 500	59 500	71,5	142,5	59 200	59 200					40,0
42,0	69,1	141,3	59 000	59 000	70,2	141,7	58 900	58 900					42,0
44,0	67,8	140,5	58 500	58 500	68,9	141,0	55 800	58 600					44,0
46,0	66,5	139,6	55 200	58 000	67,6	140,1	51 800	58 200	69,3	140,8	46 700	56 900	46,0
48,0	65,2	138,6	51 400	57 600	66,3	139,2	48 100	57 800	68,0	139,9	43 200	56 800	48,0
50,0	63,8	137,7	47 900	57 000	65,0	138,3	44 700	57 400	66,7	139,1	40 100	56 600	50,0
52,0	62,5	136,6	44 600	56 500	63,6	137,3	41 600	57 000	65,4	138,1	37 100	56 400	52,0
54,0	61,1	135,5	41 600	56 000	62,3	136,2	38 700	56 600	64,0	137,2	34 400	56 100	54,0
56,0	59,7	134,3	38 800	55 500	60,9	135,1	36 000	56 100	62,7	136,1	31 900	55 800	56,0
58,0	58,3	133,1	36 200	55 000	59,5	133,9	33 500	55 700	61,3	135,0	29 500	55 600	58,0
60,0	56,8	131,8	33 800	54 500	58,1	132,7	31 200	55 300	59,9	133,9	27 400	55 300	60,0
62,0	55,3	130,4	31 600	54 000	56,6	131,4	29 100	54 800	58,5	132,6	25 300	54 200	62,0
64,0	53,9	128,9	29 400	53 500	55,2	130,0	27 000	54 400	57,1	131,3	23 400	51 800	64,0
66,0	52,3	127,4	27 400	52 800	53,7	128,5	25 100	52 000	55,6	130,0	21 600	49 400	66,0
68,0	50,8	125,7	25 600	51 200	52,1	126,9	23 300	49 600	54,1	128,5	19 900	47 100	68,0
72,0	47,5	122,2	22 100	46 900	49,0	123,6	20 000	45 300	51,0	125,4	16 800	42 900	72,0
76,0	44,1	118,2	19 100	42 900	45,6	119,8	17 000	41 400	47,8	121,8	14 000	39 200	76,0
80,0	40,5	113,7	16 300	39 400	42,1	115,5	14 400	38 000	44,4	117,9	11 500	35 800	80,0
84,0	36,5	108,5	13 800	36 200	38,3	110,6	12 000	34 800	40,8	113,4		32 800	84,0
88,0	32,2	102,4	11 400	33 200	34,1	105,0	9 700	32 000	36,9	108,3		30 000	88,0
92,0	27,2	95,2		30 600	29,4	98,3		29 300	32,6	102,3		27 500	92,0
96,0	21,1	85,9		28 100	23,9	90,1		26 900	27,6	95,2		25 200	96,0
100,0	12,2	71,8		23 800	16,7	78,8		24 700	21,6	86,1		23 000	100,0
104,0									13,2	72,7		21 000	104,0
108,0													108,0
112,0													112,0



# MLC650 VPC-MAX S-1

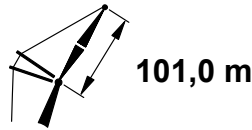
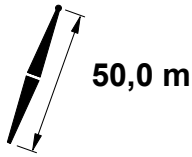
ASME B30.5



m	75°				70°			65°			m
	°	m	kg	kg	°	m	kg	°	m	kg	
33,5											33,5
34,0											34,0
36,0											36,0
38,0											38,0
40,0											40,0
42,0											42,0
44,0											44,0
46,0											46,0
48,0											48,0
50,0											50,0
52,0											52,0
54,0											54,0
56,0											56,0
58,0	64,2	136,3	23 000	52 400							58,0
60,0	62,9	135,2	21 000	51 900							60,0
62,0	61,5	134,1	19 200	49 800							62,0
64,0	60,1	133,0	17 500	47 300							64,0
66,0	58,7	131,8	15 900	45 100							66,0
68,0	57,2	130,5	14 400	42 900							68,0
72,0	54,3	127,7	11 600	39 000	57,3	129,2	35 100				72,0
76,0	51,2	124,5		35 500	54,4	126,4	31 800				76,0
80,0	48,0	121,0		32 300	51,3	123,3	28 900	54,4	124,6	25 500	80,0
84,0	44,6	117,1		29 400	48,1	119,8	26 200	51,3	121,5	23 000	84,0
88,0	41,0	112,7		26 900	44,8	115,9	23 700	48,1	118,0	20 700	88,0
92,0	37,1	107,6		24 500	41,2	111,4	21 500	44,8	114,1	18 600	92,0
96,0	32,8	101,7		22 300	37,3	106,4	19 500	41,2	109,7	16 700	96,0
100,0	28,0	94,7		20 300	33,0	100,5	17 600	37,3	104,7	14 900	100,0
104,0	22,1	85,8		18 400	28,2	93,5	15 800	33,0	98,8	13 300	104,0
108,0	13,9	72,8		16 600	22,3	84,7	14 200	28,2	91,8	11 800	108,0
112,0					14,3	72,0	12 600	22,3	83,0	10 300	112,0

# MLC650 VPC-MAX S-1

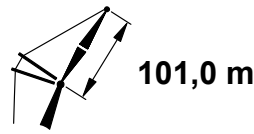
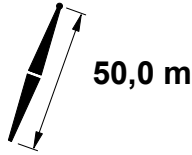
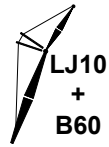
ASME B30.5



		85°				83°				80°					
		11,8 m		18,3 m		11,8 m		18,3 m		11,8 m		18,3 m			
m	°	m	kg	kg	°	m	kg	kg	°	m	kg	kg	m		
35,1	74,6	150,0	52 000	52 000											35,1
36,0	74,0	149,7	51 800	51 800											36,0
38,0	72,8	149,1	51 400	51 400											38,0
40,0	71,6	148,4	51 100	51 100	72,7	148,8	50 800	50 800							40,0
42,0	70,4	147,7	50 600	50 600	71,5	148,1	50 500	50 500							42,0
44,0	69,2	146,9	50 200	50 200	70,3	147,4	50 100	50 100							44,0
46,0	68,0	146,1	49 700	49 700	69,0	146,6	49 400	49 800							46,0
48,0	66,7	145,3	48 900	49 300	67,8	145,8	46 500	49 400	69,4	146,4	41 500	48 400			48,0
50,0	65,5	144,3	46 300	48 800	66,6	144,9	43 100	49 000	68,2	145,6	38 300	48 100			50,0
52,0	64,2	143,4	43 000	48 300	65,3	144,0	40 000	48 600	66,9	144,8	35 400	47 900			52,0
54,0	63,0	142,3	40 000	47 800	64,1	143,0	37 100	48 200	65,7	143,8	32 700	47 600			54,0
56,0	61,7	141,3	37 200	47 400	62,8	142,0	34 400	47 800	64,4	142,9	30 200	47 400			56,0
58,0	60,4	140,1	34 700	46 900	61,5	140,9	31 900	47 400	63,2	141,9	27 900	47 100			58,0
60,0	59,0	138,9	32 300	46 400	60,2	139,7	29 600	47 000	61,9	140,8	25 700	46 800			60,0
62,0	57,7	137,6	30 000	46 000	58,9	138,5	27 500	46 600	60,6	139,7	23 700	46 500			62,0
64,0	56,3	136,3	27 900	45 500	57,5	137,3	25 400	46 200	59,3	138,5	21 700	46 300			64,0
66,0	54,9	134,9	25 900	45 100	56,1	135,9	23 500	45 800	57,9	137,2	20 000	45 900			66,0
68,0	53,5	133,4	24 000	44 600	54,8	134,5	21 700	45 400	56,5	135,9	18 300	45 400			68,0
72,0	50,6	130,2	20 600	43 800	51,9	131,4	18 400	44 000	53,8	133,0	15 200	41 600			72,0
76,0	47,6	126,7	17 500	41 500	48,9	128,0	15 500	40 200	50,9	129,8	12 400	37 900			76,0
80,0	44,4	122,7	14 800	38 200	45,8	124,2	12 800	36 700	47,8	126,3	9 900	34 600			80,0
84,0	41,0	118,2	12 300	35 000	42,5	120,0	10 400	33 600	44,7	122,4		31 500			84,0
88,0	37,3	113,2	10 000	32 100	39,0	115,2		30 800	41,3	118,0		28 800			88,0
92,0	33,3	107,4		29 400	35,1	109,8		28 200	37,6	113,0		26 300			92,0
96,0	28,8	100,5		27 000	30,9	103,4		25 800	33,7	107,2		24 000			96,0
100,0	23,6	92,1		24 700	26,0	95,8		23 600	29,2	100,5		21 900			100,0
104,0	16,7	80,8		22 400	20,0	86,0		21 500	24,0	92,2		19 900			104,0
108,0					11,1	70,8		19 300	17,4	81,2		18 000			108,0
112,0															112,0
116,0															116,0

# MLC650 VPC-MAX S-1

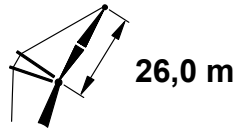
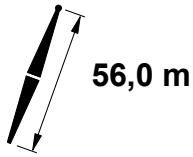
ASME B30.5



m	75°				70°			65°			m
	°	m	kg	kg	°	m	kg	°	m	kg	
35,1											35,1
36,0											36,0
38,0											38,0
40,0											40,0
42,0											42,0
44,0											44,0
46,0											46,0
48,0											48,0
50,0											50,0
52,0											52,0
54,0											54,0
56,0											56,0
58,0											58,0
60,0	64,6	142,0	19 200	44 100							60,0
62,0	63,3	141,0	17 400	44 100							62,0
64,0	62,0	139,9	15 700	44 100							64,0
66,0	60,7	138,8	14 100	43 600							66,0
68,0	59,4	137,6	12 600	41 500							68,0
72,0	56,7	135,0	9 800	37 600	59,5	136,3	33 700				72,0
76,0	53,9	132,2		34 100	56,8	133,7	30 400				76,0
80,0	51,0	129,0		31 000	54,0	130,9	27 500				80,0
84,0	48,0	125,5		28 100	51,2	127,7	24 800	54,1	129,1	21 600	84,0
88,0	44,9	121,6		25 600	48,1	124,2	22 400	51,2	126,0	19 300	88,0
92,0	41,5	117,2		23 200	45,0	120,4	20 200	48,2	122,5	17 300	92,0
96,0	37,9	112,3		21 000	41,6	116,0	18 200	45,0	118,6	15 400	96,0
100,0	33,9	106,6		19 000	38,0	111,1	16 300	41,6	114,3	13 600	100,0
104,0	29,5	99,9		17 200	34,1	105,4	14 500	38,0	109,3	12 000	104,0
108,0	24,4	91,8		15 500	29,7	98,8	12 900	34,1	103,7	10 200	108,0
112,0	17,9	81,0		13 800	24,6	90,7	11 400				112,0
116,0					18,2	80,1	10 000				116,0

# MLC650 VPC-MAX S-1

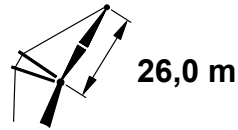
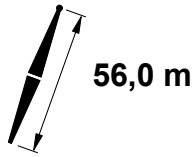
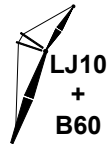
ASME B30.5



m	85°				83°				80°				m
	°	m	kg	kg	°	m	kg	kg	°	m	kg	kg	
16,8	71,9	83,3	206 200 c	337 800 c									16,8
18,0	68,9	82,8	189 600 c	318 300 c									18,0
20,0	64,0	81,8	166 800 c	280 900 c	68,8	82,5	159 500 c	275 000 c					20,0
22,0	58,8	80,5	148 600 b	250 000 b	63,9	81,5	142 100 b	244 700 b					22,0
24,0	53,3	79,0	133 400	224 600	58,7	80,3	127 600 b	219 800 b	66,1	81,5	118 700 b	212 800 b	24,0
26,0	47,3	77,2	120 600	203 500	53,2	78,7	115 300	199 200	61,1	80,4	107 300 b	192 800 b	26,0
28,0	40,6	74,9	109 800	186 100	47,2	76,9	105 000	182 200	55,7	79,0	97 700 b	176 300 b	28,0
30,0	32,7	71,9	100 400	171 100	40,4	74,6	96 000	167 500	50,0	77,3	89 200	162 000	30,0
32,0	22,0	67,5	91 800	157 900	32,5	71,6	88 000	154 600	43,6	75,2	81 800	149 600	32,0
34,0					21,7	67,1	80 700	143 500	36,3	72,5	75 300	139 000	34,0
36,0									27,1	68,9	69 400	129 500	36,0
38,0									11,3	62,0	63 600	120 700	38,0
40,0													40,0
42,0													42,0
44,0													44,0
46,0													46,0
48,0													48,0
50,0													50,0

# MLC650 VPC-MAX S-1

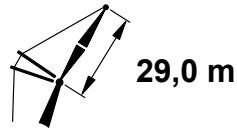
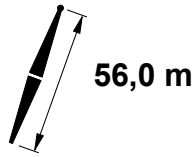
ASME B30.5



m	75°				70°				65°				m
	°	m	kg	kg	°	m	kg	kg	°	m	kg	kg	
16,8													16,8
18,0													18,0
20,0													20,0
22,0													22,0
24,0													24,0
26,0													26,0
28,0													28,0
30,0													30,0
32,0	57,8	78,4	71 400 b	141 400 b									32,0
34,0	52,2	76,8	65 700	131 300									34,0
36,0	46,1	74,9	60 600	122 400									36,0
38,0	39,2	72,5	55 900	114 400	54,1	75,8	47 500	107 800					38,0
40,0	30,9	69,3	51 600	107 200	48,2	74,0	43 800	101 100					40,0
42,0	19,2	64,4	47 500	100 700	41,6	71,8	40 500	95 100					42,0
44,0					33,8	68,9	37 400	89 500	49,7	72,5	30 500	84 200	44,0
46,0					23,7	64,8	34 400	84 400	43,3	70,4	28 100	79 500	46,0
48,0									35,9	67,7	25 800	75 100	48,0
50,0									26,6	64,0	23 500	71 100	50,0

# MLC650 VPC-MAX S-1

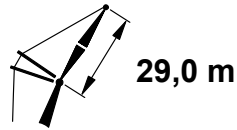
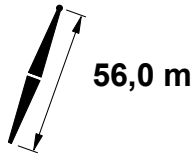
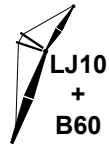
ASME B30.5



m	85°				83°				80°				m
	°	m	kg	kg	°	m	kg	kg	°	m	kg	kg	
16,8	73,8	86,5	205 100 c	333 000 c									16,8
18,0	71,2	86,0	188 500 c	314 900 c									18,0
20,0	66,9	85,1	165 700 b	279 500 b	71,1	85,7	158 300 b	273 500 b					20,0
22,0	62,4	84,0	147 600 b	248 700 b	66,8	84,8	140 900 b	243 300 b					22,0
24,0	57,8	82,8	132 500	223 400	62,3	83,8	126 500 b	218 600 b					24,0
26,0	52,8	81,2	119 800	202 500	57,6	82,5	114 300	198 100	64,4	83,8	106 000 b	191 500 b	26,0
28,0	47,4	79,4	109 100	185 200	52,6	81,0	104 000	181 100	59,8	82,6	96 500 b	175 100 b	28,0
30,0	41,5	77,2	99 700	170 200	47,3	79,1	95 100	166 500	54,9	81,2	88 100	161 000	30,0
32,0	34,7	74,4	91 500	157 200	41,3	76,9	87 200	153 800	49,7	79,5	80 800	148 600	32,0
34,0	26,2	70,6	84 200	146 000	34,5	74,0	80 300	142 800	44,1	77,4	74 400	138 100	34,0
36,0					25,9	70,2	74 100	133 100	37,7	74,9	68 700	128 700	36,0
38,0					11,6	63,3	68 100	124 200	30,1	71,6	63 400	120 200	38,0
40,0									19,6	66,7	58 500	112 700	40,0
42,0													42,0
44,0													44,0
46,0													46,0
48,0													48,0
50,0													50,0
52,0													52,0
54,0													54,0

# MLC650 VPC-MAX S-1

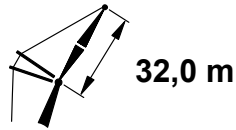
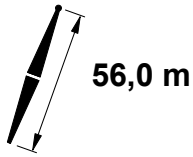
ASME B30.5



m	75°				70°				65°				m
	°	m	kg	kg	°	m	kg	kg	°	m	kg	kg	
16,8													16,8
18,0													18,0
20,0													20,0
22,0													22,0
24,0													24,0
26,0													26,0
28,0													28,0
30,0													30,0
32,0	61,6	82,0	70 000	140 200									32,0
34,0	56,8	80,6	64 400	130 200									34,0
36,0	51,8	79,0	59 300	121 300									36,0
38,0	46,3	77,1	54 800	113 400									38,0
40,0	40,2	74,8	50 700	106 300	53,4	78,0	42 500	100 000					40,0
42,0	33,2	71,8	46 900	100 000	48,1	76,2	39 300	94 000					42,0
44,0	24,2	67,7	43 300	94 100	42,3	74,1	36 300	88 500					44,0
46,0					35,6	71,3	33 500	83 600	49,5	74,8	26 700	78 300	46,0
48,0					27,4	67,7	30 800	79 000	43,8	72,7	24 500	74 100	48,0
50,0					15,0	61,7	28 100	74 700	37,4	70,1	22 400	70 200	50,0
52,0									29,7	66,8	20 500	66 500	52,0
54,0									18,9	61,7	18 400	63 000	54,0

# MLC650 VPC-MAX S-1

ASME B30.5

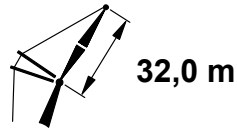
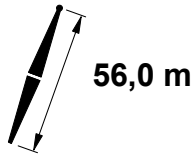
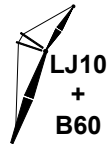


m	85°				83°				80°				m
	°	m	kg	kg	°	m	kg	kg	°	m	kg	kg	
18,3	72,5	89,1	184 000 b	305 900 b									18,3
20,0	69,2	88,4	165 200 b	278 400 b									20,0
22,0	65,3	87,5	147 100 b	247 800 b	69,1	88,2	140 300 b	242 300 b					22,0
24,0	61,2	86,4	132 000	222 600	65,2	87,2	125 900 b	217 700 b					24,0
26,0	56,9	85,1	119 400	201 800	61,1	86,1	113 700	197 300	67,0	87,2	105 300 b	190 700 b	26,0
28,0	52,4	83,5	108 700	184 600	56,8	84,8	103 600	180 500	62,9	86,1	95 800	174 300	28,0
30,0	47,5	81,7	99 500	169 700	52,2	83,2	94 700	165 900	58,7	84,9	87 500	160 300	30,0
32,0	42,2	79,5	91 300	156 700	47,4	81,4	86 900	153 200	54,3	83,5	80 300	148 000	32,0
34,0	36,2	76,8	84 200	145 600	42,1	79,2	80 100	142 400	49,6	81,8	74 000	137 500	34,0
36,0	29,1	73,4	77 800	135 700	36,1	76,5	74 000	132 700	44,5	79,7	68 300	128 200	36,0
38,0	19,6	68,4	71 800	126 800	28,9	73,0	68 500	124 100	38,9	77,3	63 200	119 800	38,0
40,0					19,2	68,0	63 300	116 300	32,3	74,2	58 500	112 400	40,0
42,0									24,1	70,1	54 200	105 700	42,0
44,0									9,9	62,4	49 900	99 400	44,0
46,0													46,0
48,0													48,0
50,0													50,0
52,0													52,0
54,0													54,0
56,0													56,0



# MLC650 VPC-MAX S-1

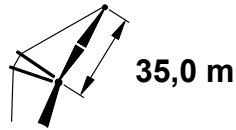
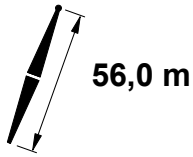
ASME B30.5



m	75°				70°				65°				m
	°	m	kg	kg	°	m	kg	kg	°	m	kg	kg	
18,3													18,3
20,0													20,0
22,0													22,0
24,0													24,0
26,0													26,0
28,0													28,0
30,0													30,0
32,0	64,5	85,4	69 200	139 400									32,0
34,0	60,4	84,3	63 700	129 500									34,0
36,0	56,0	82,9	58 700	120 700									36,0
38,0	51,5	81,3	54 200	112 800									38,0
40,0	46,5	79,4	50 200	105 800	57,5	81,8	41 800	99 300					40,0
42,0	41,1	77,1	46 500	99 500	53,0	80,3	38 600	93 400					42,0
44,0	35,0	74,4	43 100	93 800	48,2	78,5	35 600	88 000					44,0
46,0	27,6	70,7	39 900	88 500	42,9	76,4	32 900	83 100	54,1	78,7	25 900	77 700	46,0
48,0	17,0	65,2	36 800	83 600	37,1	73,8	30 400	78 600	49,4	77,0	23 800	73 500	48,0
50,0					30,2	70,5	28 100	74 400	44,3	75,0	21 800	69 600	50,0
52,0					21,1	65,8	25 700	70 500	38,6	72,5	20 000	66 000	52,0
54,0									32,0	69,4	18 200	62 700	54,0
56,0									23,7	65,2	16 400	59 500	56,0

# MLC650 VPC-MAX S-1

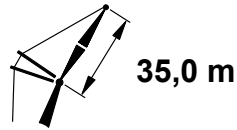
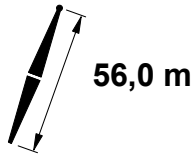
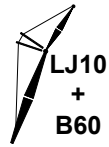
ASME B30.5



m	85°				83°				80°				m
	°	m	kg	kg	°	m	kg	kg	°	m	kg	kg	
18,3	74,1	92,3	182 900 b	292 300 b									18,3
20,0	71,1	91,6	164 000 b	277 000 b									20,0
22,0	67,6	90,8	146 000 b	246 500 b	71,0	91,4	139 100 b	241 000 b					22,0
24,0	63,9	89,8	131 000	221 400	67,5	90,5	124 700	216 500					24,0
26,0	60,1	88,6	118 300	200 700	63,8	89,5	112 600	196 100	69,1	90,5	104 000	189 400	26,0
28,0	56,2	87,3	107 700	183 500	60,0	88,4	102 400	179 300	65,5	89,5	94 500	173 100	28,0
30,0	52,0	85,7	98 500	168 700	56,0	87,0	93 600	164 800	61,7	88,4	86 300	159 100	30,0
32,0	47,6	83,9	90 400	155 800	51,9	85,4	85 900	152 200	57,9	87,2	79 100	146 900	32,0
34,0	42,8	81,7	83 400	144 800	47,4	83,6	79 200	141 400	53,8	85,7	72 800	136 500	34,0
36,0	37,4	79,2	77 100	134 900	42,6	81,4	73 100	131 800	49,5	84,0	67 200	127 200	36,0
38,0	31,3	76,0	71 300	126 200	37,3	78,9	67 700	123 200	44,8	82,0	62 200	118 900	38,0
40,0	23,6	71,7	66 100	118 300	31,1	75,6	62 800	115 600	39,8	79,6	57 600	111 500	40,0
42,0					23,3	71,4	58 200	108 700	34,0	76,7	53 500	104 900	42,0
44,0					10,4	63,7	53 700	102 300	27,1	73,0	49 600	98 800	44,0
46,0									17,6	67,5	45 900	93 200	46,0
48,0													48,0
50,0													50,0
52,0													52,0
54,0													54,0
56,0													56,0
58,0													58,0
60,0													60,0

# MLC650 VPC-MAX S-1

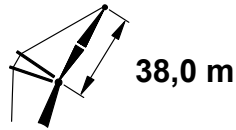
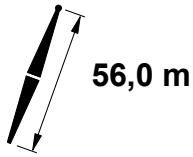
ASME B30.5



m	75°				70°				65°				m
	°	m	kg	kg	°	m	kg	kg	°	m	kg	kg	
18,3													18,3
20,0													20,0
22,0													22,0
24,0													24,0
26,0													26,0
28,0													28,0
30,0													30,0
32,0													32,0
34,0	63,2	87,7	62 300	128 300									34,0
36,0	59,4	86,5	57 400	119 500									36,0
38,0	55,4	85,1	52 900	111 700									38,0
40,0	51,2	83,5	48 900	104 800									40,0
42,0	46,7	81,6	45 300	98 500	56,7	84,1	37 200	92 200					42,0
44,0	41,8	79,4	42 000	92 800	52,5	82,5	34 300	86 900					44,0
46,0	36,3	76,7	38 900	87 700	48,2	80,7	31 600	82 000					46,0
48,0	29,9	73,4	36 100	82 900	43,4	78,6	29 200	77 600					48,0
50,0	21,8	68,8	33 300	78 500	38,2	76,1	26 900	73 500	49,3	79,2	20 400	68 500	50,0
52,0					32,1	73,0	24 800	69 700	44,6	77,2	18 600	65 000	52,0
54,0					24,7	69,0	22 700	66 200	39,5	74,8	16 900	61 700	54,0
56,0					13,4	62,4	20 500	62 800	33,7	71,9	15 300	58 600	56,0
58,0									26,7	68,1	13 700	55 800	58,0
60,0									17,0	62,5	12 100	53 000	60,0

# MLC650 VPC-MAX S-1

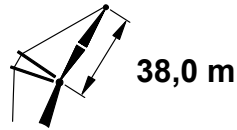
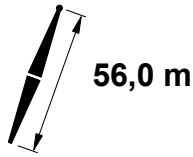
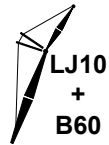
ASME B30.5



m	85°				83°				80°				m
	°	m	kg	kg	°	m	kg	kg	°	m	kg	kg	
19,8	73,0	94,9	180 100 b	268 800 b									19,8
20,0	72,7	94,9	178 200 b	267 100 b									20,0
22,0	69,4	94,1	158 800 b	246 000 b									22,0
24,0	66,1	93,2	142 700	221 100	69,4	93,8	136 300	216 100					24,0
26,0	62,7	92,1	129 100	200 400	66,1	92,9	123 300	195 900					26,0
28,0	59,2	90,9	117 800	183 300	62,6	91,9	112 400	179 100	67,5	92,9	104 400	172 900	28,0
30,0	55,6	89,6	107 900	168 600	59,1	90,7	102 900	164 700	64,2	91,9	95 500	158 900	30,0
32,0	51,7	88,0	99 200	155 700	55,5	89,3	94 600	152 100	60,7	90,7	87 700	146 800	32,0
34,0	47,6	86,2	91 700	144 700	51,6	87,7	87 400	141 400	57,1	89,4	81 000	136 400	34,0
36,0	43,3	84,0	85 000	135 000	47,5	85,9	81 000	131 800	53,4	87,9	74 900	127 100	36,0
38,0	38,4	81,6	78 900	126 200	43,1	83,7	75 200	123 300	49,4	86,2	69 500	118 900	38,0
40,0	33,0	78,6	73 500	118 500	38,3	81,2	70 000	115 700	45,2	84,2	64 600	111 600	40,0
42,0	26,5	74,7	68 500	111 500	32,9	78,2	65 200	108 900	40,5	81,9	60 200	105 000	42,0
44,0	17,8	69,3	63 800	105 100	26,3	74,4	60 800	102 700	35,4	79,2	56 200	99 000	44,0
46,0					17,5	68,9	56 700	97 000	29,4	75,8	52 400	93 500	46,0
48,0									21,9	71,2	48 900	88 500	48,0
50,0													50,0
52,0													52,0
54,0													54,0
56,0													56,0
58,0													58,0
60,0													60,0
62,0													62,0
64,0													64,0

# MLC650 VPC-MAX S-1

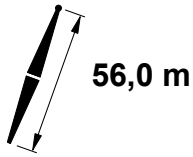
ASME B30.5



m	75°				70°				65°				m
	°	m	kg	kg	°	m	kg	kg	°	m	kg	kg	
19,8													19,8
20,0													20,0
22,0													22,0
24,0													24,0
26,0													26,0
28,0													28,0
30,0													30,0
32,0													32,0
34,0													34,0
36,0	62,1	90,1	64 900	119 400									36,0
38,0	58,5	88,8	60 100	111 600									38,0
40,0	54,8	87,4	55 800	104 700									40,0
42,0	50,9	85,8	51 900	98 500									42,0
44,0	46,8	83,9	48 300	92 800	56,0	86,3	40 400	86 800					44,0
46,0	42,4	81,7	45 000	87 700	52,2	84,8	37 600	82 000					46,0
48,0	37,4	79,1	42 000	83 000	48,2	83,0	34 900	77 600					48,0
50,0	31,9	76,0	39 200	78 700	43,8	80,9	32 500	73 500					50,0
52,0	25,1	72,0	36 500	74 700	39,1	78,5	30 200	69 800	49,2	81,5	23 900	65 000	52,0
54,0	15,4	65,9	33 800	70 900	33,8	75,6	28 000	66 400	44,9	79,5	22 000	61 700	54,0
56,0					27,5	71,9	26 000	63 100	40,3	77,2	20 300	58 700	56,0
58,0					19,1	66,7	23 900	60 000	35,1	74,4	18 600	55 900	58,0
60,0									29,1	70,9	17 000	53 300	60,0
62,0									21,5	66,3	15 500	50 700	62,0
64,0									7,6	57,3	13 700	48 200	64,0

# MLC650 VPC-MAX S-1

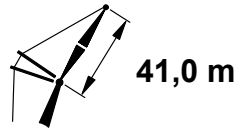
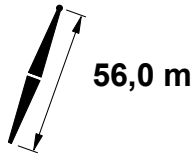
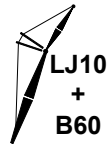
ASME B30.5



m	85°				83°				80°				m
	°	m	kg	kg	°	m	kg	kg	°	m	kg	kg	
19,8	74,3	98,1	179 000 b	246 400 b									19,8
20,0	74,0	98,0	177 100 b	246 400 b									20,0
22,0	71,0	97,3	157 700	240 600									22,0
24,0	68,0	96,5	141 600	219 900	70,9	97,0	135 100	214 800					24,0
26,0	64,9	95,5	128 100	199 300	67,9	96,2	122 100	194 700					26,0
28,0	61,7	94,4	116 700	182 200	64,8	95,3	111 300	178 000					28,0
30,0	58,4	93,2	106 900	167 600	61,6	94,2	101 800	163 600	66,2	95,2	94 200	157 700	30,0
32,0	55,0	91,8	98 200	154 800	58,3	92,9	93 500	151 100	63,1	94,2	86 500	145 700	32,0
34,0	51,4	90,2	90 700	143 800	54,9	91,5	86 300	140 400	59,8	93,0	79 800	135 300	34,0
36,0	47,7	88,4	84 100	134 100	51,3	89,9	79 900	130 900	56,5	91,7	73 800	126 100	36,0
38,0	43,6	86,3	78 000	125 400	47,6	88,1	74 200	122 400	53,0	90,2	68 400	117 900	38,0
40,0	39,2	83,9	72 700	117 700	43,5	86,0	69 000	114 900	49,3	88,4	63 600	110 600	40,0
42,0	34,3	81,0	67 800	110 800	39,1	83,6	64 300	108 100	45,4	86,5	59 200	104 100	42,0
44,0	28,7	77,5	63 300	104 400	34,2	80,7	60 100	101 900	41,1	84,2	55 200	98 100	44,0
46,0	21,6	72,8	59 100	98 700	28,5	77,1	56 100	96 300	36,5	81,5	51 500	92 700	46,0
48,0					21,4	72,4	52 400	91 100	31,2	78,3	48 100	87 800	48,0
50,0					9,4	64,1	48 600	86 200	24,9	74,3	45 000	83 200	50,0
52,0													52,0
54,0													54,0
56,0													56,0
58,0													58,0
60,0													60,0
62,0													62,0
64,0													64,0
66,0													66,0

# MLC650 VPC-MAX S-1

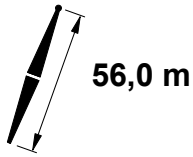
ASME B30.5



m	75°				70°				65°				m
	°	m	kg	kg	°	m	kg	kg	°	m	kg	kg	
19,8													19,8
20,0													20,0
22,0													22,0
24,0													24,0
26,0													26,0
28,0													28,0
30,0													30,0
32,0													32,0
34,0													34,0
36,0													36,0
38,0	61,1	92,3	58 800	110 500									38,0
40,0	57,8	91,1	54 500	103 600									40,0
42,0	54,3	89,6	50 600	97 400									42,0
44,0	50,7	88,0	47 100	91 800									44,0
46,0	46,9	86,1	43 800	86 700	55,5	88,6	36 200	80 900					46,0
48,0	42,8	84,0	40 900	82 100	51,9	87,0	33 600	76 500					48,0
50,0	38,3	81,5	38 100	77 800	48,2	85,2	31 200	72 500					50,0
52,0	33,3	78,5	35 500	73 900	44,2	83,1	28 900	68 800	52,8	85,4	22 400	63 900	52,0
54,0	27,5	74,8	33 100	70 200	39,8	80,8	26 800	65 400	49,1	83,7	20 600	60 700	54,0
56,0	19,9	69,8	30 700	66 800	35,0	78,0	24 900	62 200	45,2	81,7	18 900	57 700	56,0
58,0					29,5	74,6	23 000	59 200	40,9	79,4	17 400	54 900	58,0
60,0					22,7	70,1	21 200	56 400	36,3	76,8	15 800	52 300	60,0
62,0					12,2	62,9	19 200	53 700	30,9	73,5	14 400	49 900	62,0
64,0									24,5	69,4	13 000	47 500	64,0
66,0									15,6	63,3	11 500	45 300	66,0

# MLC650 VPC-MAX S-1

ASME B30.5

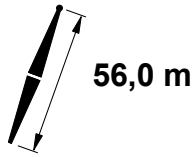
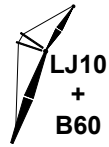


m	85°				83°				80°				m
	°	m	kg	kg	°	m	kg	kg	°	m	kg	kg	
21,3	73,3	100,7	162 700	226 800									21,3
22,0	72,4	100,5	156 900	226 700									22,0
24,0	69,6	99,8	140 800	217 500									24,0
26,0	66,8	98,9	127 300	198 400	69,5	99,5	121 300	193 700					26,0
28,0	63,9	97,9	116 000	181 400	66,7	98,6	110 400	177 100					28,0
30,0	60,9	96,8	106 100	166 700	63,8	97,6	101 000	162 800	68,0	98,5	93 400	156 900	30,0
32,0	57,8	95,5	97 500	154 000	60,8	96,5	92 700	150 300	65,1	97,6	85 600	144 800	32,0
34,0	54,6	94,1	90 000	143 100	57,7	95,2	85 600	139 600	62,1	96,5	78 900	134 500	34,0
36,0	51,2	92,5	83 400	133 400	54,5	93,8	79 200	130 100	59,1	95,3	72 900	125 300	36,0
38,0	47,7	90,6	77 400	124 700	51,1	92,2	73 500	121 700	55,9	94,0	67 600	117 100	38,0
40,0	44,0	88,6	72 100	117 100	47,6	90,3	68 300	114 200	52,7	92,4	62 800	109 900	40,0
42,0	39,9	86,2	67 200	110 200	43,9	88,3	63 700	107 400	49,2	90,7	58 400	103 400	42,0
44,0	35,5	83,4	62 800	103 900	39,8	85,9	59 500	101 300	45,6	88,8	54 500	97 400	44,0
46,0	30,5	80,2	58 700	98 200	35,4	83,1	55 600	95 700	41,7	86,5	50 900	92 100	46,0
48,0	24,5	76,0	54 900	93 000	30,4	79,8	52 000	90 600	37,4	83,9	47 500	87 200	48,0
50,0	16,4	70,1	51 300	88 100	24,3	75,6	48 600	85 900	32,7	80,9	44 400	82 600	50,0
52,0					16,1	69,6	45 400	81 500	27,2	77,2	41 500	78 500	52,0
54,0									20,2	72,2	38 800	74 600	54,0
56,0													56,0
58,0													58,0
60,0													60,0
62,0													62,0
64,0													64,0
66,0													66,0
68,0													68,0



# MLC650 VPC-MAX S-1

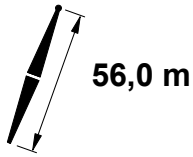
ASME B30.5



m	75°				70°				65°				m
	°	m	kg	kg	°	m	kg	kg	°	m	kg	kg	
21,3													21,3
22,0													22,0
24,0													24,0
26,0													26,0
28,0													28,0
30,0													30,0
32,0													32,0
34,0													34,0
36,0													36,0
38,0													38,0
40,0	60,3	94,7	53 600	102 800									40,0
42,0	57,2	93,4	49 700	96 700									42,0
44,0	53,9	91,9	46 200	91 100									44,0
46,0	50,6	90,2	43 000	86 000	58,2	92,2	35 300	80 100					46,0
48,0	47,0	88,4	40 100	81 400	55,0	90,8	32 700	75 800					48,0
50,0	43,2	86,3	37 300	77 200	51,7	89,2	30 300	71 800					50,0
52,0	39,1	83,8	34 800	73 200	48,2	87,5	28 100	68 100					52,0
54,0	34,6	81,0	32 400	69 600	44,5	85,4	26 000	64 700	52,5	87,7	19 700	59 900	54,0
56,0	29,4	77,6	30 200	66 300	40,5	83,1	24 100	61 600	49,1	86,0	18 100	57 000	56,0
58,0	23,2	73,2	28 100	63 100	36,1	80,4	22 300	58 600	45,4	84,0	16 500	54 200	58,0
60,0	14,2	66,6	25 900	60 000	31,2	77,2	20 600	55 900	41,5	81,8	15 000	51 600	60,0
62,0					25,4	73,2	18 900	53 300	37,2	79,2	13 600	49 200	62,0
64,0					17,7	67,6	17 300	50 800	32,5	76,1	12 300	46 900	64,0
66,0									26,9	72,3	11 000	44 800	66,0
68,0									19,9	67,3	9 700	42 700	68,0

# MLC650 VPC-MAX S-1

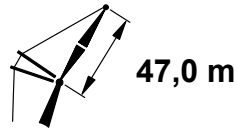
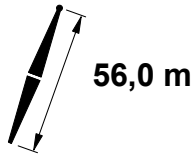
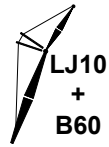
ASME B30.5



m	85°				83°				80°				m
	°	m	kg	kg	°	m	kg	kg	°	m	kg	kg	
21,3	74,4	103,9	174 700	208 400									21,3
22,0	73,5	103,7	168 500	208 400									22,0
24,0	71,0	103,0	151 300	208 400									24,0
26,0	68,3	102,2	136 800	197 200	70,9	102,7	130 800	192 500					26,0
28,0	65,6	101,2	124 700	180 300	68,3	101,9	119 100	176 000					28,0
30,0	62,9	100,2	114 200	165 700	65,6	101,0	109 000	161 700					30,0
32,0	60,1	99,0	105 000	153 000	62,8	99,9	100 100	149 300	66,8	100,9	92 900	143 700	32,0
34,0	57,2	97,7	97 000	142 100	60,0	98,8	92 500	138 600	64,1	99,9	85 700	133 400	34,0
36,0	54,2	96,3	89 900	132 500	57,1	97,5	85 700	129 200	61,3	98,8	79 300	124 300	36,0
38,0	51,0	94,7	83 600	123 800	54,1	96,0	79 500	120 700	58,4	97,6	73 500	116 100	38,0
40,0	47,7	92,9	77 900	116 200	50,9	94,4	74 100	113 300	55,5	96,2	68 400	108 900	40,0
42,0	44,2	90,8	72 700	109 300	47,6	92,6	69 100	106 600	52,4	94,7	63 700	102 400	42,0
44,0	40,5	88,5	68 000	103 100	44,2	90,5	64 600	100 400	49,2	92,9	59 500	96 500	44,0
46,0	36,4	85,8	63 700	97 400	40,4	88,2	60 500	94 900	45,8	91,0	55 600	91 200	46,0
48,0	31,9	82,7	59 800	92 200	36,3	85,5	56 700	89 900	42,1	88,8	52 100	86 300	48,0
50,0	26,7	78,9	56 100	87 400	31,8	82,3	53 200	85 200	38,2	86,3	48 800	81 800	50,0
52,0	20,1	73,8	52 600	83 000	26,5	78,5	49 900	80 900	33,9	83,3	45 800	77 700	52,0
54,0					19,9	73,4	46 800	76 900	29,0	79,9	42 900	73 800	54,0
56,0									23,1	75,4	40 200	70 300	56,0
58,0													58,0
60,0													60,0
62,0													62,0
64,0													64,0
66,0													66,0
68,0													68,0
72,0													72,0

# MLC650 VPC-MAX S-1

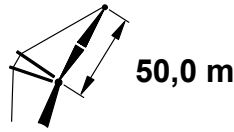
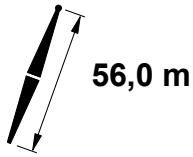
ASME B30.5



m	75°				70°				65°				m
	m	m	kg	kg	m	kg	kg	m	kg	kg	m		
21,3													21,3
22,0													22,0
24,0													24,0
26,0													26,0
28,0													28,0
30,0													30,0
32,0													32,0
34,0													34,0
36,0													36,0
38,0													38,0
40,0	62,4	98,1	59 000	101 700									40,0
42,0	59,5	96,9	54 800	95 600									42,0
44,0	56,6	95,6	51 000	90 100									44,0
46,0	53,6	94,1	47 600	85 000									46,0
48,0	50,4	92,5	44 400	80 400	57,6	94,5	36 900	74 700					48,0
50,0	47,1	90,6	41 500	76 200	54,6	93,1	34 300	70 700					50,0
52,0	43,5	88,5	38 800	72 300	51,4	91,5	31 900	67 100					52,0
54,0	39,8	86,1	36 300	68 700	48,2	89,7	29 700	63 700					54,0
56,0	35,6	83,4	33 900	65 400	44,7	87,7	27 600	60 600	52,2	89,9	21 400	55 900	56,0
58,0	31,0	80,1	31 700	62 300	41,0	85,4	25 700	57 600	49,0	88,2	19 700	53 100	58,0
60,0	25,5	76,1	29 600	59 400	37,0	82,8	23 800	54 900	45,6	86,2	18 100	50 600	60,0
62,0	18,5	70,8	27 500	56 600	32,5	79,7	22 100	52 400	42,0	84,0	16 600	48 200	62,0
64,0	3,4	58,6	25 200	53 800	27,4	76,0	20 400	50 000	38,0	81,5	15 200	46 000	64,0
66,0					21,0	71,2	18 800	47 700	33,7	78,5	13 800	43 900	66,0
68,0					11,3	63,5	17 100	45 400	28,7	75,0	12 500	41 900	68,0
72,0									14,4	64,0		38 000	72,0

# MLC650 VPC-MAX S-1

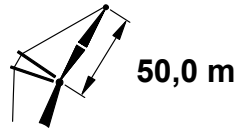
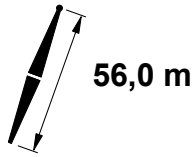
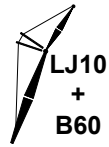
ASME B30.5



m	85°				83°				80°				m
	°	m	kg	kg	°	m	kg	kg	°	m	kg	kg	
22,9	73,5	106,6	160 200	192 000									22,9
24,0	72,1	106,1	151 000	191 900									24,0
26,0	69,7	105,4	136 600	190 900	72,1	105,9	130 400	190 300					26,0
28,0	67,2	104,5	124 500	179 800	69,6	105,1	118 800	175 500					28,0
30,0	64,7	103,6	114 000	165 300	67,1	104,3	108 700	161 200					30,0
32,0	62,1	102,5	104 800	152 600	64,6	103,3	99 900	148 900	68,3	104,2	92 500	143 200	32,0
34,0	59,4	101,3	96 800	141 800	62,0	102,2	92 200	138 200	65,7	103,3	85 400	133 000	34,0
36,0	56,6	100,0	89 700	132 100	59,3	101,0	85 400	128 800	63,2	102,3	79 000	123 900	36,0
38,0	53,8	98,5	83 400	123 500	56,6	99,7	79 300	120 400	60,5	101,1	73 200	115 800	38,0
40,0	50,8	96,9	77 700	115 900	53,7	98,2	73 900	113 000	57,8	99,8	68 100	108 600	40,0
42,0	47,8	95,1	72 600	109 100	50,8	96,6	68 900	106 300	55,0	98,4	63 500	102 100	42,0
44,0	44,5	93,0	67 900	102 800	47,7	94,8	64 400	100 200	52,1	96,9	59 200	96 200	44,0
46,0	41,0	90,8	63 600	97 200	44,4	92,7	60 300	94 700	49,1	95,1	55 400	90 900	46,0
48,0	37,2	88,2	59 700	92 100	40,9	90,5	56 600	89 600	45,9	93,2	51 900	86 000	48,0
50,0	33,1	85,2	56 100	87 300	37,1	87,8	53 100	85 000	42,5	91,0	48 600	81 600	50,0
52,0	28,4	81,6	52 700	82 900	33,0	84,8	49 900	80 700	38,9	88,6	45 600	77 500	52,0
54,0	22,8	77,1	49 500	78 900	28,3	81,2	46 900	76 800	34,9	85,8	42 800	73 700	54,0
56,0	15,1	70,7	46 500	75 100	22,6	76,7	44 000	73 100	30,5	82,4	40 200	70 100	56,0
58,0									25,3	78,4	37 700	66 800	58,0
60,0									18,8	73,1	35 300	63 700	60,0
62,0													62,0
64,0													64,0
66,0													66,0
68,0													68,0
72,0													72,0

# MLC650 VPC-MAX S-1

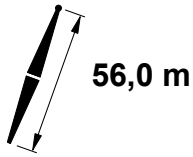
ASME B30.5



m	75°				70°				65°				m
	m	kg	kg	kg	m	kg	kg	kg	m	kg	kg	kg	
22,9													22,9
24,0													24,0
26,0													26,0
28,0													28,0
30,0													30,0
32,0													32,0
34,0													34,0
36,0													36,0
38,0													38,0
40,0	64,2	101,5	58 600	101 300									40,0
42,0	61,6	100,4	54 500	95 200									42,0
44,0	58,9	99,2	50 700	89 700									44,0
46,0	56,1	97,8	47 300	84 700									46,0
48,0	53,2	96,3	44 100	80 100									48,0
50,0	50,3	94,7	41 200	75 900	57,0	96,7	33 900	70 400					50,0
52,0	47,1	92,8	38 500	72 000	54,2	95,3	31 500	66 700					52,0
54,0	43,8	90,8	36 000	68 500	51,2	93,7	29 300	63 400					54,0
56,0	40,3	88,4	33 700	65 200	48,2	91,9	27 300	60 300					56,0
58,0	36,5	85,7	31 500	62 100	44,9	89,9	25 400	57 400	52,0	92,1	19 300	52 800	58,0
60,0	32,2	82,6	29 500	59 200	41,5	87,6	23 600	54 700	48,9	90,4	17 800	50 300	60,0
62,0	27,4	78,9	27 500	56 500	37,8	85,1	21 900	52 100	45,7	88,5	16 300	47 900	62,0
64,0	21,5	74,2	25 600	53 900	33,7	82,1	20 200	49 800	42,3	86,3	14 900	45 700	64,0
66,0					29,1	78,7	18 700	47 500	38,7	83,8	13 600	43 600	66,0
68,0					23,6	74,3	17 200	45 400	34,7	81,0	12 300	41 600	68,0
72,0									25,1	73,5	9 900	38 000	72,0

# MLC650 VPC-MAX S-1

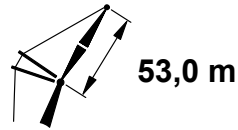
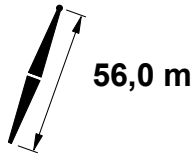
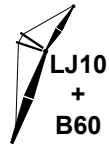
ASME B30.5



m	85°				83°				80°				m
	°	m	kg	kg	°	m	kg	kg	°	m	kg	kg	
22,9	74,5	109,7	159 100	177 100									22,9
24,0	73,2	109,3	149 900	177 100									24,0
26,0	70,9	108,6	135 500	177 000									26,0
28,0	68,6	107,8	123 400	174 600	70,9	108,4	117 600	173 000					28,0
30,0	66,2	106,9	112 900	164 300	68,5	107,6	107 600	160 200					30,0
32,0	63,8	105,9	103 700	151 700	66,2	106,7	98 700	147 800	69,6	107,5	91 300	142 100	32,0
34,0	61,3	104,8	95 800	140 800	63,7	105,7	91 100	137 200	67,2	106,6	84 100	131 900	34,0
36,0	58,8	103,6	88 700	131 200	61,3	104,6	84 300	127 900	64,8	105,7	77 700	122 800	36,0
38,0	56,2	102,3	82 400	122 700	58,7	103,3	78 200	119 500	62,4	104,6	72 000	114 700	38,0
40,0	53,5	100,8	76 700	115 100	56,1	102,0	72 800	112 100	59,9	103,4	66 900	107 600	40,0
42,0	50,7	99,1	71 600	108 200	53,4	100,5	67 900	105 400	57,3	102,1	62 300	101 100	42,0
44,0	47,8	97,3	66 900	102 000	50,6	98,9	63 400	99 300	54,7	100,7	58 100	95 300	44,0
46,0	44,7	95,3	62 700	96 400	47,7	97,0	59 300	93 800	51,9	99,1	54 300	90 000	46,0
48,0	41,5	93,1	58 800	91 300	44,6	95,0	55 600	88 800	49,0	97,4	50 800	85 100	48,0
50,0	38,0	90,5	55 200	86 500	41,4	92,8	52 100	84 200	46,0	95,5	47 600	80 700	50,0
52,0	34,2	87,6	51 900	82 200	37,9	90,2	48 900	79 900	42,9	93,3	44 600	76 600	52,0
54,0	29,9	84,3	48 800	78 200	34,1	87,3	46 000	76 000	39,5	90,9	41 800	72 800	54,0
56,0	25,0	80,2	45 800	74 400	29,8	83,9	43 200	72 400	35,8	88,2	39 200	69 300	56,0
58,0	18,8	74,8	43 100	70 900	24,9	79,8	40 600	69 000	31,8	85,0	36 800	66 000	58,0
60,0					18,6	74,4	38 100	65 800	27,2	81,3	34 500	63 000	60,0
62,0									21,7	76,6	32 300	60 100	62,0
64,0									14,0	69,7	30 100	57 400	64,0
66,0													66,0
68,0													68,0
72,0													72,0
76,0													76,0

# MLC650 VPC-MAX S-1

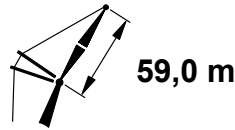
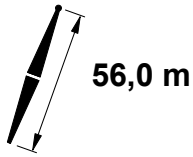
ASME B30.5



m	75°				70°				65°				m
	°	m	kg	kg	°	m	kg	kg	°	m	kg	kg	
22,9													22,9
24,0													24,0
26,0													26,0
28,0													28,0
30,0													30,0
32,0													32,0
34,0													34,0
36,0													36,0
38,0													38,0
40,0													40,0
42,0	63,3	103,9	53 100	94 200									42,0
44,0	60,9	102,7	49 400	88 600									44,0
46,0	58,3	101,5	46 000	83 600									46,0
48,0	55,7	100,1	42 900	79 100									48,0
50,0	53,0	98,6	40 000	74 900									50,0
52,0	50,2	96,9	37 300	71 100	56,5	99,0	30 200	65 700					52,0
54,0	47,2	95,1	34 800	67 500	53,9	97,6	28 000	62 300					54,0
56,0	44,1	93,0	32 500	64 200	51,1	95,9	26 000	59 200					56,0
58,0	40,8	90,7	30 400	61 200	48,2	94,2	24 100	56 400	54,5	96,0	17 900	51 700	58,0
60,0	37,3	88,1	28 400	58 300	45,1	92,2	22 300	53 700	51,8	94,4	16 400	49 200	60,0
62,0	33,4	85,2	26 500	55 600	41,9	90,0	20 600	51 200	48,9	92,7	14 900	46 900	62,0
64,0	29,0	81,7	24 600	53 100	38,4	87,5	19 100	48 800	45,9	90,7	13 600	44 700	64,0
66,0	23,9	77,4	22 900	50 700	34,7	84,6	17 600	46 600	42,7	88,6	12 300	42 600	66,0
68,0	17,3	71,6	21 200	48 400	30,5	81,3	16 100	44 500	39,3	86,2	11 000	40 700	68,0
72,0					19,7	72,2	13 400	40 600	31,6	80,2		37 100	72,0
76,0									21,4	71,6		33 800	76,0

# MLC650 VPC-MAX S-1

ASME B30.5

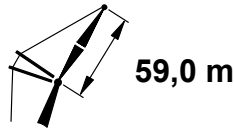
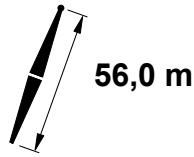


m	85°				83°				80°				m
	°	m	kg	kg	°	m	kg	kg	°	m	kg	kg	
24,4	74,6	115,5	145 400	150 700									24,4
26,0	72,9	115,0	134 100	150 700									26,0
28,0	70,9	114,3	122 000	150 400									28,0
30,0	68,8	113,5	111 600	149 800	70,8	114,0	106 000	149 900					30,0
32,0	66,7	112,6	102 400	149 100	68,7	113,2	97 200	146 300					32,0
34,0	64,5	111,7	94 500	139 500	66,6	112,4	89 700	135 800					34,0
36,0	62,3	110,6	87 400	129 900	64,5	111,4	82 900	126 500	67,6	112,3	76 100	121 300	36,0
38,0	60,1	109,4	81 100	121 400	62,3	110,3	76 800	118 100	65,4	111,4	70 400	113 300	38,0
40,0	57,8	108,2	75 400	113 800	60,0	109,2	71 400	110 800	63,3	110,3	65 400	106 200	40,0
42,0	55,4	106,8	70 400	107 000	57,7	107,9	66 500	104 100	61,0	109,2	60 800	99 800	42,0
44,0	53,0	105,3	65 700	100 900	55,3	106,5	62 100	98 100	58,8	108,0	56 600	94 000	44,0
46,0	50,5	103,6	61 500	95 300	52,9	105,0	58 000	92 600	56,4	106,7	52 800	88 700	46,0
48,0	47,8	101,8	57 600	90 200	50,4	103,3	54 300	87 700	54,0	105,2	49 400	83 900	48,0
50,0	45,1	99,8	54 100	85 500	47,8	101,5	50 900	83 100	51,5	103,6	46 200	79 500	50,0
52,0	42,2	97,6	50 800	81 200	45,0	99,5	47 700	78 900	49,0	101,9	43 200	75 400	52,0
54,0	39,2	95,2	47 700	77 200	42,1	97,3	44 800	75 000	46,3	100,0	40 500	71 700	54,0
56,0	35,9	92,5	44 900	73 500	39,1	94,9	42 100	71 400	43,5	97,9	37 900	68 200	56,0
58,0	32,3	89,4	42 200	70 100	35,8	92,1	39 500	68 000	40,5	95,5	35 500	65 000	58,0
60,0	28,3	85,7	39 700	66 900	32,2	89,0	37 200	64 900	37,3	92,9	33 300	62 000	60,0
62,0	23,6	81,4	37 300	63 800	28,2	85,4	34 900	62 000	33,8	90,0	31 200	59 100	62,0
64,0	17,8	75,7	35 000	61 000	23,5	81,0	32 700	59 200	30,0	86,6	29 200	56 500	64,0
66,0					17,6	75,3	30 700	56 600	25,7	82,6	27 300	54 000	66,0
68,0									20,4	77,6	25 500	51 600	68,0
72,0													72,0
76,0													76,0
80,0													80,0



# MLC650 VPC-MAX S-1

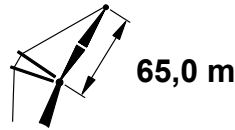
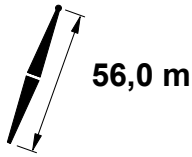
ASME B30.5



m	75°				70°				65°			
	m	kg	kg	kg	m	kg	kg	kg	m	kg	kg	m
24,4												24,4
26,0												26,0
28,0												28,0
30,0												30,0
32,0												32,0
34,0												34,0
36,0												36,0
38,0												38,0
40,0												40,0
42,0												42,0
44,0												44,0
46,0	61,9	108,5	44 300	82 200								46,0
48,0	59,6	107,3	41 200	77 700								48,0
50,0	57,3	106,0	38 300	73 600								50,0
52,0	54,9	104,6	35 700	69 700								52,0
54,0	52,5	103,1	33 300	66 200	58,1	104,9	26 200	60 900				54,0
56,0	50,0	101,4	31 000	63 000	55,7	103,6	24 200	57 800				56,0
58,0	47,3	99,6	28 900	59 900	53,3	102,1	22 400	55 000				58,0
60,0	44,6	97,5	26 900	57 100	50,8	100,4	20 700	52 400				60,0
62,0	41,6	95,3	25 100	54 500	48,2	98,6	19 000	49 900				62,0
64,0	38,5	92,8	23 300	52 000	45,5	96,7	17 500	47 600	51,4	98,9	43 300	64,0
66,0	35,2	90,0	21 700	49 700	42,6	94,5	16 000	45 400	48,8	97,1	41 200	66,0
68,0	31,5	86,8	20 100	47 500	39,6	92,1	14 700	43 300	46,1	95,2	39 300	68,0
72,0	22,6	78,5	17 100	43 400	32,8	86,4	12 100	39 600	40,3	90,8	35 800	72,0
76,0					24,3	78,6	9 700	36 200	33,7	85,2	32 600	76,0
80,0									25,5	77,8	29 800	80,0

# MLC650 VPC-MAX S-1

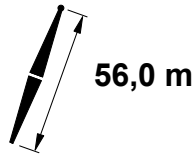
ASME B30.5



m	85°				83°				80°				m
	°	m	kg	kg	°	m	kg	kg	°	m	kg	kg	
25,9	74,6	121,3	128 200	128 200									25,9
26,0	74,6	121,3	127 900	128 200									26,0
28,0	72,7	120,7	120 600	128 200									28,0
30,0	70,8	119,9	110 200	127 900									30,0
32,0	69,0	119,2	101 000	127 500	70,8	119,7	95 800	127 100					32,0
34,0	67,0	118,3	93 100	126 900	68,9	118,9	88 200	127 100					34,0
36,0	65,1	117,4	86 100	126 200	67,0	118,0	81 400	124 300					36,0
38,0	63,1	116,4	79 700	120 100	65,0	117,1	75 400	116 800	67,9	118,0	68 800	111 900	38,0
40,0	61,1	115,2	74 100	112 600	63,1	116,1	70 000	109 500	65,9	117,1	63 800	104 800	40,0
42,0	59,0	114,0	69 100	105 800	61,0	115,0	65 100	102 900	64,0	116,1	59 200	98 400	42,0
44,0	56,9	112,7	64 400	99 700	59,0	113,8	60 700	96 900	62,0	115,0	55 100	92 600	44,0
46,0	54,8	111,3	60 200	94 100	56,9	112,4	56 600	91 400	59,9	113,8	51 300	87 400	46,0
48,0	52,5	109,8	56 400	89 100	54,7	111,0	53 000	86 500	57,8	112,6	47 900	82 600	48,0
50,0	50,3	108,1	52 800	84 400	52,5	109,5	49 600	81 900	55,7	111,2	44 700	78 200	50,0
52,0	47,9	106,3	49 600	80 100	50,2	107,8	46 400	77 700	53,5	109,7	41 800	74 200	52,0
54,0	45,4	104,3	46 500	76 100	47,8	106,0	43 500	73 900	51,2	108,1	39 100	70 500	54,0
56,0	42,8	102,2	43 700	72 500	45,3	104,0	40 800	70 300	48,9	106,4	36 500	67 000	56,0
58,0	40,1	99,8	41 100	69 100	42,7	101,9	38 300	67 000	46,5	104,5	34 200	63 800	58,0
60,0	37,2	97,2	38 600	65 900	40,0	99,5	36 000	63 900	43,9	102,4	32 000	60 800	60,0
62,0	34,1	94,3	36 300	62 900	37,1	96,9	33 800	61 000	41,3	100,1	29 900	58 000	62,0
64,0	30,7	91,0	34 100	60 100	34,0	94,0	31 700	58 200	38,4	97,6	28 000	55 400	64,0
66,0	26,9	87,1	32 100	57 500	30,6	90,6	29 700	55 700	35,4	94,8	26 100	53 000	66,0
68,0	22,4	82,5	30 100	55 000	26,8	86,8	27 800	53 300	32,2	91,7	24 400	50 700	68,0
72,0					16,7	76,1	24 300	48 800	24,4	83,9	21 200	46 400	72,0
76,0									12,5	71,0	18 100	42 500	76,0
80,0													80,0
84,0													84,0
88,0													88,0

# MLC650 VPC-MAX S-1

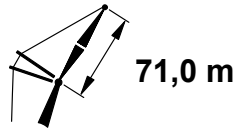
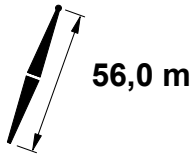
ASME B30.5



m	75°				70°				65°				m
	°	m	kg	kg	°	m	kg	kg	°	m	kg		
25,9												25,9	
26,0												26,0	
28,0												28,0	
30,0												30,0	
32,0												32,0	
34,0												34,0	
36,0												36,0	
38,0												38,0	
40,0												40,0	
42,0												42,0	
44,0												44,0	
46,0	64,7	115,3	42 600	80 800								46,0	
48,0	62,7	114,3	39 500	76 300								48,0	
50,0	60,7	113,1	36 700	72 200								50,0	
52,0	58,6	111,9	34 100	68 400								52,0	
54,0	56,5	110,6	31 700	64 900								54,0	
56,0	54,3	109,1	29 400	61 700								56,0	
58,0	52,1	107,6	27 300	58 700	57,2	109,5	20 600	53 600				58,0	
60,0	49,8	105,9	25 400	55 900	55,1	108,1	18 900	51 000				60,0	
62,0	47,4	104,1	23 600	53 200	52,8	106,6	17 300	48 600				62,0	
64,0	44,9	102,1	21 800	50 800	50,6	104,9	15 800	46 200				64,0	
66,0	42,3	99,9	20 200	48 500	48,2	103,1	14 400	44 100	53,4	105,0	39 800	66,0	
68,0	39,5	97,5	18 700	46 300	45,7	101,2	13 100	42 100	51,1	103,4	38 000	68,0	
72,0	33,4	91,8	15 900	42 300	40,4	96,7	10 600	38 400	46,3	99,7	34 500	72,0	
76,0	26,1	84,5	13 300	38 800	34,5	91,3		35 000	41,1	95,4	31 400	76,0	
80,0	15,5	73,2	10 800	35 500	27,4	84,3		32 000	35,3	90,0	28 600	80,0	
84,0					17,7	74,0		29 200	28,4	83,3	26 000	84,0	
88,0									19,2	73,7	23 600	88,0	

# MLC650 VPC-MAX S-1

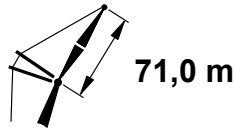
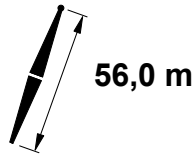
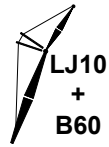
ASME B30.5



m	85°				83°				80°				m
	°	m	kg	kg	°	m	kg	kg	°	m	kg	kg	
27,4	74,7	127,1	109 600	109 600									27,4
28,0	74,2	126,9	109 500	109 500									28,0
30,0	72,5	126,3	107 700	109 400									30,0
32,0	70,8	125,6	100 100	109 100	72,5	126,0	94 700	108 100					32,0
34,0	69,1	124,8	92 200	108 700	70,8	125,3	87 200	108 100					34,0
36,0	67,3	124,0	85 200	108 200	69,0	124,5	80 400	108 100					36,0
38,0	65,6	123,0	78 800	107 600	67,3	123,7	74 400	108 000					38,0
40,0	63,7	122,0	73 200	106 900	65,5	122,8	69 000	107 000	68,1	123,6	62 700	103 500	40,0
42,0	61,9	121,0	68 200	104 400	63,7	121,8	64 200	101 900	66,3	122,7	58 200	97 400	42,0
44,0	60,1	119,8	63 600	98 800	61,9	120,7	59 700	96 000	64,5	121,8	54 000	91 700	44,0
46,0	58,1	118,6	59 400	93 300	60,0	119,5	55 700	90 500	62,7	120,7	50 300	86 400	46,0
48,0	56,2	117,2	55 500	88 200	58,1	118,3	52 000	85 600	60,8	119,6	46 800	81 700	48,0
50,0	54,2	115,8	52 000	83 600	56,2	116,9	48 700	81 100	59,0	118,4	43 700	77 300	50,0
52,0	52,2	114,2	48 700	79 300	54,2	115,5	45 500	76 900	57,0	117,1	40 800	73 300	52,0
54,0	50,1	112,5	45 700	75 400	52,1	113,9	42 700	73 100	55,1	115,7	38 100	69 600	54,0
56,0	47,9	110,7	42 900	71 700	50,0	112,3	40 000	69 500	53,0	114,2	35 600	66 200	56,0
58,0	45,6	108,8	40 300	68 300	47,8	110,4	37 500	66 200	51,0	112,5	33 200	63 000	58,0
60,0	43,3	106,7	37 900	65 200	45,6	108,5	35 200	63 100	48,8	110,8	31 100	60 000	60,0
62,0	40,8	104,4	35 600	62 200	43,2	106,4	33 000	60 200	46,6	108,9	29 000	57 300	62,0
64,0	38,2	101,8	33 500	59 500	40,7	104,0	30 900	57 500	44,3	106,9	27 100	54 700	64,0
66,0	35,5	99,1	31 400	56 900	38,1	101,5	29 000	55 000	41,9	104,6	25 300	52 200	66,0
68,0	32,5	96,0	29 500	54 400	35,4	98,7	27 200	52 600	39,3	102,2	23 600	49 900	68,0
72,0	25,6	88,4	26 000	49 900	29,1	92,1	23 800	48 300	33,8	96,6	20 400	45 700	72,0
76,0	16,0	77,3	22 700	45 900	21,2	83,2	20 700	44 300	27,2	89,5	17 600	42 000	76,0
80,0									18,5	79,5	14 900	38 500	80,0
84,0													84,0
88,0													88,0
92,0													92,0
96,0													96,0

# MLC650 VPC-MAX S-1

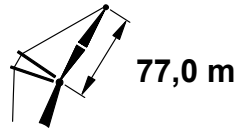
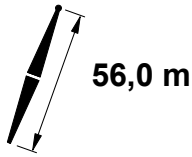
ASME B30.5



m	75°				70°				65°			m
	°	m	kg	kg	°	m	kg	kg	°	m	kg	
27,4												27,4
28,0												28,0
30,0												30,0
32,0												32,0
34,0												34,0
36,0												36,0
38,0												38,0
40,0												40,0
42,0												42,0
44,0												44,0
46,0												46,0
48,0												48,0
50,0	63,4	120,0	35 500	71 200								50,0
52,0	61,6	118,9	32 900	67 400								52,0
54,0	59,7	117,7	30 500	63 900								54,0
56,0	57,8	116,4	28 300	60 700								56,0
58,0	55,8	115,1	26 200	57 700								58,0
60,0	53,8	113,6	24 300	55 000	58,4	115,3	17 700	50 000				60,0
62,0	51,8	112,0	22 500	52 400	56,5	114,0	16 100	47 600				62,0
64,0	49,6	110,3	20 800	49 900	54,5	112,5	14 700	45 300				64,0
66,0	47,5	108,5	19 200	47 700	52,4	111,0	13 300	43 200				66,0
68,0	45,2	106,5	17 700	45 500	50,3	109,3	11 900	41 200				68,0
72,0	40,3	102,0	14 900	41 600	45,9	105,6		37 500	50,9	107,8	33 500	72,0
76,0	34,9	96,6	12 400	38 000	41,1	101,2		34 200	46,5	104,2	30 500	76,0
80,0	28,6	89,9	10 100	34 900	35,8	96,0		31 200	41,8	99,9	27 700	80,0
84,0	20,4	80,6		31 900	29,7	89,5		28 500	36,5	94,8	25 200	84,0
88,0					21,9	80,8		26 000	30,5	88,5	22 900	88,0
92,0									23,0	80,1	20 800	92,0
96,0									11,4	66,3	18 700	96,0

# MLC650 VPC-MAX S-1

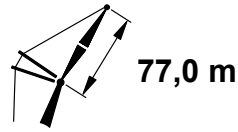
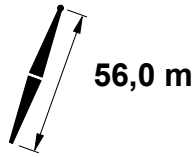
ASME B30.5



85°					83°				80°				
m	°	m	kg	kg	°	m	kg	kg	°	m	kg	kg	m
29,0	74,7	132,9	93 900	93 900									29,0
30,0	73,9	132,6	93 800	93 800									30,0
32,0	72,4	131,9	93 600	93 600									32,0
34,0	70,8	131,2	90 600	93 200	72,3	131,7	85 500	92 500					34,0
36,0	69,2	130,5	83 600	92 800	70,7	131,0	78 800	92 400					36,0
38,0	67,6	129,6	77 300	92 300	69,2	130,2	72 800	92 300					38,0
40,0	66,0	128,7	71 700	91 800	67,5	129,4	67 400	92 100					40,0
42,0	64,3	127,8	66 700	91 200	65,9	128,5	62 600	91 800	68,3	129,3	56 400	89 400	42,0
44,0	62,6	126,7	62 100	90 600	64,3	127,5	58 100	91 500	66,6	128,4	52 300	89 400	44,0
46,0	60,9	125,6	57 900	89 800	62,6	126,5	54 100	89 200	65,0	127,5	48 600	85 000	46,0
48,0	59,2	124,4	54 100	87 000	60,9	125,3	50 500	84 300	63,3	126,4	45 200	80 300	48,0
50,0	57,4	123,1	50 500	82 300	59,1	124,1	47 100	79 800	61,6	125,4	42 000	76 000	50,0
52,0	55,6	121,7	47 300	78 100	57,4	122,8	44 000	75 600	59,9	124,2	39 100	72 000	52,0
54,0	53,8	120,3	44 300	74 200	55,6	121,5	41 200	71 800	58,2	122,9	36 500	68 300	54,0
56,0	51,9	118,7	41 500	70 500	53,7	120,0	38 500	68 300	56,4	121,6	34 000	64 900	56,0
58,0	49,9	117,0	38 900	67 200	51,8	118,4	36 000	65 000	54,5	120,2	31 600	61 700	58,0
60,0	47,9	115,2	36 500	64 000	49,9	116,7	33 700	61 900	52,7	118,7	29 500	58 800	60,0
62,0	45,8	113,3	34 200	61 100	47,9	114,9	31 500	59 100	50,7	117,0	27 500	56 000	62,0
64,0	43,7	111,2	32 100	58 300	45,8	113,0	29 500	56 400	48,8	115,3	25 600	53 400	64,0
66,0	41,4	108,9	30 100	55 800	43,6	110,9	27 600	53 900	46,7	113,4	23 800	51 000	66,0
68,0	39,1	106,5	28 200	53 300	41,4	108,6	25 800	51 500	44,6	111,4	22 100	48 700	68,0
72,0	34,0	100,9	24 700	48 900	36,5	103,5	22 400	47 200	40,1	106,8	19 000	44 600	72,0
76,0	28,0	93,9	21 600	44 900	31,0	97,3	19 400	43 300	35,1	101,4	16 200	40 800	76,0
80,0	20,5	84,6	18 700	41 300	24,4	89,3	16 700	39 800	29,4	94,8	13 700	37 500	80,0
84,0					15,2	77,6	14 100	36 500	22,3	86,2	11 300	34 400	84,0
88,0									11,3	72,0		31 500	88,0
92,0													92,0
96,0													96,0
100,0													100,0

# MLC650 VPC-MAX S-1

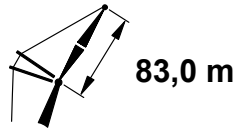
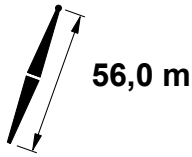
ASME B30.5



m	75°				70°			65°			m
	°	m	kg	kg	°	m	kg	°	m	kg	
29,0											29,0
30,0											30,0
32,0											32,0
34,0											34,0
36,0											36,0
38,0											38,0
40,0											40,0
42,0											42,0
44,0											44,0
46,0											46,0
48,0											48,0
50,0											50,0
52,0	64,0	125,7	31 100	65 900							52,0
54,0	62,3	124,6	28 700	62 500							54,0
56,0	60,6	123,5	26 500	59 300							56,0
58,0	58,8	122,3	24 500	56 300							58,0
60,0	57,1	121,0	22 600	53 600							60,0
62,0	55,2	119,6	20 800	51 000							62,0
64,0	53,4	118,1	19 100	48 600	57,6	119,9	43 900				64,0
66,0	51,5	116,5	17 600	46 300	55,8	118,5	41 700				66,0
68,0	49,5	114,8	16 100	44 200	54,0	117,0	39 800				68,0
72,0	45,4	111,0	13 300	40 300	50,2	113,8	36 100	54,5	115,5	32 100	72,0
76,0	41,0	106,6	10 900	36 800	46,1	110,1	32 900	50,7	112,3	29 000	76,0
80,0	36,1	101,4		33 700	41,7	105,8	29 900	46,6	108,6	26 300	80,0
84,0	30,5	95,1		30 800	36,9	100,7	27 300	42,3	104,4	23 900	84,0
88,0	23,8	86,9		28 200	31,5	94,6	24 900	37,6	99,5	21 600	88,0
92,0	14,1	74,6		25 700	25,0	86,9	22 600	32,2	93,5	19 500	92,0
96,0					16,1	75,6	20 500	25,9	86,0	17 600	96,0
100,0								17,4	75,4	15 800	100,0

# MLC650 VPC-MAX S-1

ASME B30.5

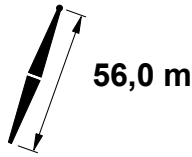
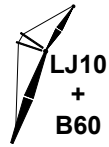


m	85°				83°				80°				m
	°	m	kg	kg	°	m	kg	kg	°	m	kg	kg	
30,5	74,8	138,7	80 200	80 200									30,5
32,0	73,7	138,3	80 100	80 100									32,0
34,0	72,2	137,6	79 800	79 800									34,0
36,0	70,8	136,9	79 500	79 500	72,2	137,3	77 000	79 000					36,0
38,0	69,3	136,1	76 200	79 100	70,7	136,6	71 700	78 900					38,0
40,0	67,8	135,3	70 700	78 600	69,3	135,9	66 300	78 700					40,0
42,0	66,3	134,4	65 700	78 100	67,8	135,1	61 500	78 400					42,0
44,0	64,8	133,5	61 100	77 600	66,2	134,2	57 100	78 100	68,4	134,9	51 200	76 400	44,0
46,0	63,2	132,5	56 900	77 100	64,7	133,2	53 100	77 800	66,9	134,1	47 500	76 400	46,0
48,0	61,6	131,4	53 100	76 500	63,2	132,2	49 500	77 500	65,4	133,2	44 100	76 400	48,0
50,0	60,0	130,2	49 600	75 900	61,6	131,1	46 100	77 100	63,9	132,2	40 900	74 800	50,0
52,0	58,4	129,0	46 400	75 300	60,0	129,9	43 000	74 800	62,3	131,1	38 100	71 000	52,0
54,0	56,8	127,7	43 400	73 400	58,4	128,7	40 200	71 000	60,7	130,0	35 400	67 400	54,0
56,0	55,1	126,3	40 600	69 800	56,7	127,4	37 500	67 400	59,1	128,8	32 900	64 000	56,0
58,0	53,4	124,8	38 000	66 400	55,0	126,0	35 100	64 200	57,5	127,5	30 600	60 800	58,0
60,0	51,6	123,2	35 700	63 300	53,3	124,5	32 800	61 100	55,8	126,1	28 500	57 900	60,0
62,0	49,8	121,5	33 400	60 400	51,6	122,9	30 600	58 300	54,1	124,7	26 500	55 200	62,0
64,0	47,9	119,7	31 300	57 600	49,7	121,2	28 600	55 600	52,4	123,1	24 600	52 600	64,0
66,0	46,0	117,8	29 300	55 100	47,9	119,4	26 700	53 100	50,6	121,5	22 800	50 200	66,0
68,0	44,0	115,7	27 400	52 700	46,0	117,5	24 900	50 800	48,7	119,7	21 200	48 000	68,0
72,0	39,8	111,1	24 000	48 200	41,9	113,2	21 600	46 500	44,9	115,9	18 100	43 800	72,0
76,0	35,2	105,7	20 900	44 300	37,5	108,2	18 700	42 600	40,7	111,4	15 400	40 100	76,0
80,0	29,9	99,2	18 100	40 700	32,6	102,3	16 000	39 100	36,2	106,2	12 900	36 800	80,0
84,0	23,6	90,9	15 500	37 500	26,8	95,0	13 500	36 000	31,1	100,0	10 600	33 800	84,0
88,0	14,7	78,8	13 000	34 500	19,6	85,2	11 200	33 100	25,0	92,2		31 000	88,0
92,0									17,0	81,2		28 400	92,0
96,0													96,0
100,0													100,0
104,0													104,0
108,0													108,0



# MLC650 VPC-MAX S-1

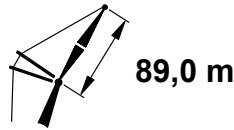
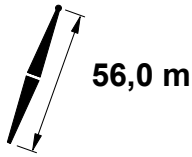
ASME B30.5



m	75°				70°			65°			m
	°	m	kg	kg	°	m	kg	°	m	kg	
30,5											30,5
32,0											32,0
34,0											34,0
36,0											36,0
38,0											38,0
40,0											40,0
42,0											42,0
44,0											44,0
46,0											46,0
48,0											48,0
50,0											50,0
52,0											52,0
54,0	64,5	131,4	27 500	61 500							54,0
56,0	62,9	130,4	25 400	58 300							56,0
58,0	61,3	129,3	23 300	55 400							58,0
60,0	59,7	128,1	21 400	52 600							60,0
62,0	58,1	126,9	19 700	50 100							62,0
64,0	56,4	125,5	18 000	47 700							64,0
66,0	54,8	124,1	16 500	45 400	58,6	125,7	40 800				66,0
68,0	53,0	122,6	15 000	43 300	57,0	124,4	38 800				68,0
72,0	49,4	119,3	12 300	39 500	53,6	121,5	35 200				72,0
76,0	45,6	115,5	9 900	36 000	50,0	118,3	32 000				76,0
80,0	41,6	111,2		32 900	46,3	114,6	29 100	50,5	116,8	25 400	80,0
84,0	37,1	106,1		30 100	42,2	110,4	26 500	46,7	113,1	22 900	84,0
88,0	32,1	100,1		27 500	37,9	105,4	24 100	42,8	109,0	20 700	88,0
92,0	26,3	92,7		25 100	33,0	99,6	21 900	38,4	104,1	18 700	92,0
96,0	18,8	82,6		22 900	27,3	92,5	19 800	33,6	98,4	16 800	96,0
100,0					20,2	83,0	17 900	28,1	91,5	15 100	100,0
104,0								21,2	82,4	13 400	104,0
108,0								10,5	67,4	11 800	108,0

# MLC650 VPC-MAX S-1

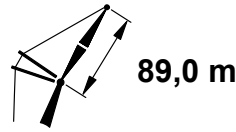
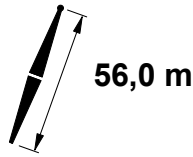
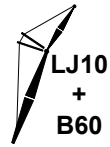
ASME B30.5



		85°				83°				80°					
		11,8 m		18,3 m		11,8 m		18,3 m		11,8 m		18,3 m			
		kg		kg		kg		kg		kg		kg			
m	°	m	kg	kg	°	m	kg	kg	°	m	kg	kg	m		m
32,0	74,8	144,5	68 600	68 600											32,0
34,0	73,5	143,9	68 300	68 300											34,0
36,0	72,1	143,3	67 900	67 900											36,0
38,0	70,8	142,6	67 500	67 500											38,0
40,0	69,4	141,8	66 900	67 100	70,7	142,3	64 600	66 900							40,0
42,0	68,0	141,0	64 000	66 600	69,3	141,5	59 800	66 700							42,0
44,0	66,6	140,1	59 400	66 200	68,0	140,7	55 400	66 400							44,0
46,0	65,2	139,2	55 300	65 600	66,5	139,8	51 400	66 000	68,6	140,6	45 600	64 700			46,0
48,0	63,7	138,2	51 500	65 100	65,1	138,9	47 800	65 700	67,2	139,8	42 200	64 600			48,0
50,0	62,3	137,1	48 000	64 600	63,7	137,9	44 400	65 300	65,8	138,9	39 100	64 500			50,0
52,0	60,8	136,0	44 700	64 100	62,2	136,9	41 300	64 900	64,3	137,9	36 300	64 300			52,0
54,0	59,3	134,8	41 800	63 500	60,8	135,7	38 500	64 400	62,9	136,9	33 600	64 100			54,0
56,0	57,8	133,5	39 000	63 000	59,3	134,5	35 900	64 000	61,4	135,8	31 200	62 500			56,0
58,0	56,2	132,2	36 400	62 400	57,7	133,3	33 400	62 800	59,9	134,6	28 900	59 400			58,0
60,0	54,6	130,8	34 000	61 400	56,2	131,9	31 100	59 800	58,4	133,4	26 700	56 500			60,0
62,0	53,0	129,3	31 800	59 000	54,6	130,5	29 000	56 900	56,9	132,1	24 700	53 800			62,0
64,0	51,4	127,7	29 700	56 300	53,0	129,0	26 900	54 300	55,3	130,7	22 900	51 200			64,0
66,0	49,7	126,0	27 700	53 800	51,3	127,4	25 100	51 800	53,7	129,2	21 100	48 800			66,0
68,0	48,0	124,2	25 900	51 400	49,6	125,7	23 300	49 500	52,1	127,6	19 500	46 600			68,0
72,0	44,3	120,2	22 400	47 000	46,1	122,0	20 000	45 200	48,7	124,2	16 400	42 500			72,0
76,0	40,4	115,7	19 400	43 100	42,4	117,7	17 100	41 300	45,1	120,4	13 700	38 800			76,0
80,0	36,2	110,5	16 600	39 500	38,3	112,9	14 400	37 900	41,3	116,0	11 200	35 500			80,0
84,0	31,5	104,3	14 100	36 300	33,9	107,2	12 000	34 800	37,1	110,9		32 500			84,0
88,0	26,0	96,7	11 700	33 400	28,8	100,4	9 800	31 900	32,5	105,0		29 800			88,0
92,0	19,0	86,6		30 700	22,6	91,8		29 300	27,2	97,8		27 300			92,0
96,0	6,3	67,4		24 300	14,1	79,1		26 900	20,6	88,4		24 900			96,0
100,0									10,5	73,1		22 700			100,0
104,0															104,0
108,0															108,0

# MLC650 VPC-MAX S-1

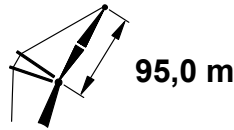
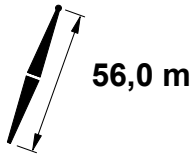
ASME B30.5



m	75°				70°			65°			m
	°	m	kg	kg	°	m	kg	°	m	kg	
32,0											32,0
34,0											34,0
36,0											36,0
38,0											38,0
40,0											40,0
42,0											42,0
44,0											44,0
46,0											46,0
48,0											48,0
50,0											50,0
52,0											52,0
54,0											54,0
56,0											56,0
58,0	63,4	136,1	21 400	53 900							58,0
60,0	62,0	135,0	19 600	51 100							60,0
62,0	60,5	133,9	17 800	48 600							62,0
64,0	59,0	132,7	16 100	46 200							64,0
66,0	57,5	131,4	14 600	44 000							66,0
68,0	55,9	130,1	13 200	41 900							68,0
72,0	52,7	127,1	10 500	38 000	56,4	129,0	33 700				72,0
76,0	49,4	123,8		34 600	53,2	126,0	30 500				76,0
80,0	45,8	120,0		31 500	49,9	122,8	27 600	53,6	124,5	23 900	80,0
84,0	42,0	115,7		28 700	46,4	119,1	25 000	50,3	121,2	21 500	84,0
88,0	38,0	110,8		26 200	42,7	114,9	22 700	46,8	117,6	19 300	88,0
92,0	33,5	105,1		23 900	38,7	110,1	20 500	43,1	113,5	17 300	92,0
96,0	28,3	98,1		21 700	34,2	104,5	18 500	39,2	108,8	15 400	96,0
100,0	22,1	89,3		19 700	29,2	97,8	16 700	34,8	103,3	13 700	100,0
104,0	13,1	75,9		17 800	23,2	89,3	14 900	29,9	96,7	12 100	104,0
108,0					14,9	77,2	13 300	24,0	88,6	10 500	108,0

# MLC650 VPC-MAX S-1

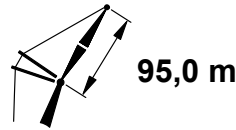
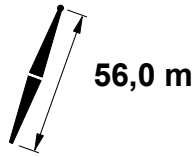
ASME B30.5



m	85°				83°				80°				m
	°	m	kg	kg	°	m	kg	kg	°	m	kg	kg	
33,5	74,9	150,3	59 000	59 000									33,5
34,0	74,6	150,2	59 000	59 000									34,0
36,0	73,3	149,6	58 700	58 700									36,0
38,0	72,0	148,9	58 300	58 300									38,0
40,0	70,7	148,2	57 900	57 900	72,0	148,7	57 700	57 700					40,0
42,0	69,5	147,5	57 500	57 500	70,7	148,0	57 300	57 400					42,0
44,0	68,2	146,7	57 100	57 100	69,4	147,2	54 400	57 100					44,0
46,0	66,8	145,8	54 300	56 600	68,1	146,4	50 400	56 800					46,0
48,0	65,5	144,9	50 500	56 200	66,8	145,5	46 800	56 400	68,7	146,3	41 200	55 300	48,0
50,0	64,2	143,9	47 000	55 700	65,5	144,6	43 400	56 100	67,4	145,4	38 100	55 200	50,0
52,0	62,8	142,9	43 800	55 200	64,1	143,6	40 400	55 700	66,1	144,5	35 200	55 000	52,0
54,0	61,4	141,8	40 900	54 700	62,8	142,6	37 500	55 300	64,7	143,6	32 600	54 800	54,0
56,0	60,0	140,6	38 100	54 200	61,4	141,5	34 900	54 900	63,4	142,6	30 100	54 600	56,0
58,0	58,6	139,4	35 500	53 700	60,0	140,3	32 400	54 500	62,0	141,5	27 800	54 400	58,0
60,0	57,2	138,1	33 200	53 300	58,6	139,1	30 200	54 100	60,6	140,4	25 700	54 100	60,0
62,0	55,7	136,7	30 900	52 800	57,2	137,8	28 000	53 700	59,2	139,2	23 700	52 800	62,0
64,0	54,2	135,3	28 800	52 300	55,7	136,5	26 000	53 300	57,8	137,9	21 900	50 400	64,0
66,0	52,7	133,8	26 800	51 400	54,2	135,0	24 100	51 000	56,4	136,6	20 100	48 000	66,0
68,0	51,2	132,2	25 000	49 700	52,7	133,5	22 400	48 700	54,9	135,2	18 500	45 800	68,0
72,0	48,0	128,6	21 600	46 300	49,6	130,2	19 100	44 400	51,8	132,1	15 500	41 700	72,0
76,0	44,6	124,7	18 500	42 400	46,3	126,4	16 200	40 600	48,7	128,7	12 700	38 000	76,0
80,0	41,0	120,3	15 800	38 900	42,8	122,3	13 600	37 200	45,3	124,9	10 300	34 700	80,0
84,0	37,1	115,2	13 300	35 700	39,0	117,5	11 200	34 100	41,8	120,5		31 800	84,0
88,0	32,8	109,3	11 000	32 800	34,9	112,0		31 300	37,9	115,6		29 100	88,0
92,0	27,9	102,2		30 100	30,4	105,6		28 700	33,7	109,9		26 600	92,0
96,0	22,0	93,3		27 700	25,0	97,7		26 300	29,0	103,1		24 300	96,0
100,0	13,7	80,2		25 400	18,2	87,2		24 100	23,3	94,7		22 200	100,0
104,0									15,9	82,9		20 200	104,0
108,0													108,0
112,0													112,0

# MLC650 VPC-MAX S-1

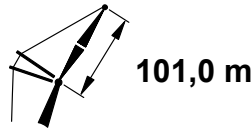
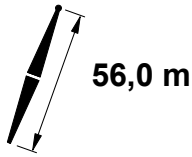
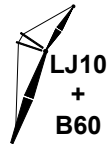
ASME B30.5



m	75°				70°			65°			m
	°	m	kg	kg	°	m	kg	°	m	kg	
33,5											33,5
34,0											34,0
36,0											36,0
38,0											38,0
40,0											40,0
42,0											42,0
44,0											44,0
46,0											46,0
48,0											48,0
50,0											50,0
52,0											52,0
54,0											54,0
56,0											56,0
58,0											58,0
60,0	63,9	141,8	18 400	50 200							60,0
62,0	62,5	140,8	16 700	47 700							62,0
64,0	61,2	139,7	15 000	45 300							64,0
66,0	59,8	138,5	13 500	43 100							66,0
68,0	58,4	137,3	12 000	41 000							68,0
72,0	55,4	134,6		37 200	58,8	136,1	32 800				72,0
76,0	52,4	131,6		33 800	55,9	133,5	29 600				76,0
80,0	49,3	128,2		30 700	52,9	130,5	26 800				80,0
84,0	46,0	124,5		27 900	49,8	127,3	24 200	53,3	129,0	20 500	84,0
88,0	42,5	120,3		25 400	46,5	123,6	21 800	50,2	125,7	18 400	88,0
92,0	38,7	115,4		23 100	43,0	119,4	19 700	46,9	122,1	16 400	92,0
96,0	34,6	109,9		21 000	39,3	114,7	17 700	43,5	118,0	14 600	96,0
100,0	29,9	103,4		19 000	35,3	109,3	15 900	39,8	113,4	12 900	100,0
104,0	24,5	95,3		17 200	30,7	103,0	14 200	35,8	108,1	11 100	104,0
108,0	17,5	84,4		15 500	25,5	95,2	12 600	31,3	101,8	9 400	108,0
112,0					18,8	85,0	11 100				112,0

# MLC650 VPC-MAX S-1

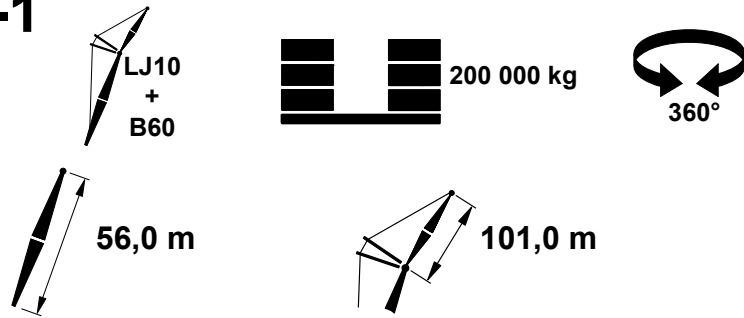
ASME B30.5



m	85°				83°				80°				m
	°	m	kg	kg	°	m	kg	kg	°	m	kg	kg	
35,1	74,9	156,1	50 700	50 700									35,1
36,0	74,3	155,9	50 500	50 500									36,0
38,0	73,1	155,2	50 200	50 200									38,0
40,0	71,9	154,6	49 800	49 800									40,0
42,0	70,7	153,9	49 400	49 400	71,9	154,3	49 200	49 200					42,0
44,0	69,5	153,1	49 000	49 000	70,7	153,6	48 900	48 900					44,0
46,0	68,3	152,3	48 600	48 600	69,5	152,9	48 300	48 600					46,0
48,0	67,1	151,5	47 900	48 200	68,3	152,1	45 100	48 300					48,0
50,0	65,8	150,6	45 400	47 700	67,0	151,2	41 800	47 900	68,8	152,0	36 300	47 000	50,0
52,0	64,6	149,6	42 200	47 300	65,8	150,3	38 700	47 600	67,6	151,1	33 400	46 800	52,0
54,0	63,3	148,6	39 300	46 800	64,5	149,3	35 900	47 200	66,3	150,2	30 800	46 600	54,0
56,0	62,0	147,5	36 500	46 400	63,3	148,3	33 200	46 800	65,1	149,3	28 400	46 400	56,0
58,0	60,7	146,4	34 000	45 900	62,0	147,3	30 800	46 500	63,8	148,3	26 100	46 200	58,0
60,0	59,4	145,2	31 600	45 500	60,7	146,1	28 500	46 100	62,5	147,3	24 000	45 900	60,0
62,0	58,0	144,0	29 300	45 000	59,3	144,9	26 400	45 700	61,3	146,2	22 000	45 700	62,0
64,0	56,7	142,6	27 200	44 600	58,0	143,7	24 400	45 300	59,9	145,0	20 200	45 400	64,0
66,0	55,3	141,3	25 300	44 200	56,6	142,4	22 500	45 000	58,6	143,8	18 400	45 100	66,0
68,0	53,9	139,8	23 400	43 700	55,3	141,0	20 800	44 600	57,3	142,5	16 800	44 300	68,0
72,0	51,0	136,6	20 100	42 800	52,4	138,0	17 500	43 200	54,5	139,7	13 800	40 400	72,0
76,0	48,0	133,1	17 000	40 100	49,5	134,6	14 600	39 400	51,6	136,6	11 100	36 700	76,0
80,0	44,8	129,2	14 300	37 500	46,4	130,9	12 000	36 000	48,6	133,2		33 500	80,0
84,0	41,4	124,8	11 800	34 500	43,1	126,8		32 900	45,5	129,4		30 500	84,0
88,0	37,8	119,9	9 500	31 600	39,6	122,1		30 100	42,2	125,1		27 800	88,0
92,0	33,9	114,2		29 000	35,9	116,8		27 500	38,6	120,2		25 400	92,0
96,0	29,5	107,5		26 500	31,7	110,6		25 200	34,8	114,7		23 100	96,0
100,0	24,3	99,3		24 300	26,9	103,3		23 000	30,5	108,3		21 000	100,0
104,0	17,8	88,5		22 200	21,2	94,0		21 000	25,5	100,5		19 100	104,0
108,0	5,9	68,1		14 800	13,2	80,4		19 000	19,3	90,4		17 300	108,0
112,0									9,8	74,1		15 500	112,0
116,0													116,0

# MLC650 VPC-MAX S-1

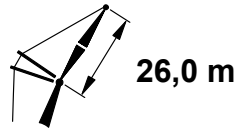
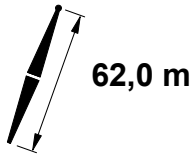
ASME B30.5



m	75°			70°			65°			m
	°	m	kg	°	m	kg	°	m	kg	
35,1										35,1
36,0										36,0
38,0										38,0
40,0										40,0
42,0										42,0
44,0										44,0
46,0										46,0
48,0										48,0
50,0										50,0
52,0										52,0
54,0										54,0
56,0										56,0
58,0										58,0
60,0										60,0
62,0	64,3	147,6	42 900							62,0
64,0	63,0	146,5	42 900							64,0
66,0	61,8	145,5	41 700							66,0
68,0	60,4	144,3	39 600							68,0
72,0	57,8	141,8	35 800							72,0
76,0	55,0	139,1	32 400	58,2	140,7	28 200				76,0
80,0	52,2	136,1	29 400	55,5	138,0	25 300				80,0
84,0	49,2	132,7	26 600	52,7	135,0	22 800				84,0
88,0	46,1	129,0	24 100	49,7	131,7	20 500	53,0	133,5	16 900	88,0
92,0	42,8	124,8	21 800	46,6	128,1	18 300	50,1	130,2	15 000	92,0
96,0	39,3	120,1	19 700	43,4	123,9	16 400	47,0	126,6	12 900	96,0
100,0	35,5	114,7	17 800	39,9	119,3	14 600	43,8	122,5	11 000	100,0
104,0	31,3	108,5	16 000	36,2	114,1	12 900				104,0
108,0	26,5	101,0	14 300	32,0	108,0	11 300				108,0
112,0	20,6	91,5	12 700	27,3	100,7	9 600				112,0
116,0	12,2	77,2	11 200							116,0

# MLC650 VPC-MAX S-1

ASME B30.5

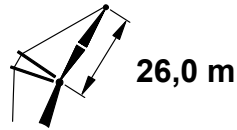
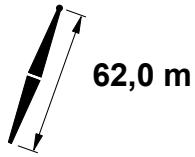
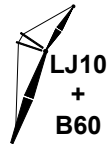


m	85°				83°				80°				m
	°	m	kg	kg	°	m	kg	kg	°	m	kg	kg	
16,8	73,1	89,4	204 700 c	328 600 c									16,8
18,0	70,2	89,0	188 200 c	310 900 c									18,0
20,0	65,3	88,0	165 500 c	278 400 c	70,5	88,8	157 200 c	271 700 c					20,0
22,0	60,2	86,9	147 500 b	247 800 b	65,7	87,8	140 000 c	241 800 c					22,0
24,0	54,8	85,4	132 400	222 800	60,6	86,7	125 700 b	217 300 b					24,0
26,0	49,0	83,7	119 700	202 000	55,2	85,3	113 600 b	197 000 b	63,7	86,9	104 300 b	189 700 b	26,0
28,0	42,5	81,5	109 000	184 700	49,4	83,6	103 400	180 200	58,5	85,6	95 000 b	173 500 b	28,0
30,0	34,9	78,7	99 600	169 800	43,0	81,4	94 500	165 700	53,0	84,1	86 800	159 500	30,0
32,0	25,3	74,8	91 200	156 800	35,6	78,7	86 700	153 000	47,0	82,3	79 500	147 300	32,0
34,0					26,2	75,0	79 700	142 100	40,2	79,9	73 200	136 900	34,0
36,0									32,2	76,9	67 500	127 500	36,0
38,0									21,3	72,3	62 100	119 100	38,0
40,0													40,0
42,0													42,0
44,0													44,0
46,0													46,0
48,0													48,0
50,0													50,0
52,0													52,0



# MLC650 VPC-MAX S-1

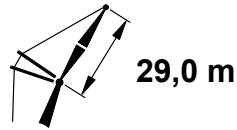
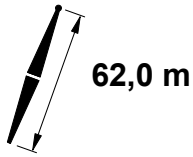
ASME B30.5



m	75°				70°				65°				m
	°	m	kg	kg	°	m	kg	kg	°	m	kg	kg	
16,8													16,8
18,0													18,0
20,0													20,0
22,0													22,0
24,0													24,0
26,0													26,0
28,0													28,0
30,0													30,0
32,0	61,9	85,2	67 500 b	137 800 b									32,0
34,0	56,6	83,9	62 000 b	128 100 b									34,0
36,0	50,9	82,2	57 200	119 400									36,0
38,0	44,7	80,2	52 700	111 600									38,0
40,0	37,5	77,7	48 700	104 600	54,2	81,5	39 600	97 500					40,0
42,0	28,8	74,2	45 000	98 300	48,3	79,7	36 500	91 700					42,0
44,0	15,2	68,4	41 300	92 400	41,7	77,5	33 700	86 400					44,0
46,0					34,1	74,6	31 000	81 500	51,3	78,5	23 500	75 700	46,0
48,0					24,0	70,6	28 400	77 000	45,1	76,5	21 400	71 600	48,0
50,0									38,0	74,0	19 500	67 800	50,0
52,0									29,4	70,6	17 600	64 200	52,0

# MLC650 VPC-MAX S-1

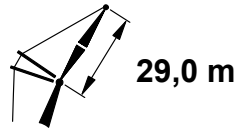
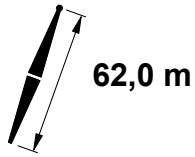
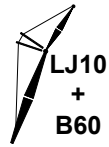
ASME B30.5



m	85°				83°				80°				m
	°	m	kg	kg	°	m	kg	kg	°	m	kg	kg	
16,8	74,9	92,6	203 500 c	303 500 c									16,8
18,0	72,3	92,2	187 000 c	302 600 c									18,0
20,0	68,1	91,3	164 400 c	276 900 c									20,0
22,0	63,6	90,3	146 400 b	246 500 b	68,4	91,2	138 800 b	240 400 b					22,0
24,0	59,0	89,1	131 400	221 600	64,0	90,2	124 500 b	216 100 b					24,0
26,0	54,1	87,7	118 800	200 900	59,4	89,0	112 500 b	195 900 b	66,7	90,2	103 000 b	188 400 b	26,0
28,0	48,9	85,9	108 200	183 700	54,5	87,5	102 400	179 100	62,2	89,2	93 700 b	172 300 b	28,0
30,0	43,1	83,8	98 900	168 900	49,3	85,8	93 600	164 700	57,5	87,9	85 600	158 400	30,0
32,0	36,6	81,1	90 700	156 000	43,6	83,7	85 900	152 100	52,5	86,3	78 400	146 300	32,0
34,0	28,6	77,7	83 500	144 900	37,1	81,1	79 100	141 300	47,1	84,5	72 200	135 900	34,0
36,0	17,2	72,3	76 800	133 700	29,3	77,7	72 900	131 700	41,1	82,2	66 600	126 600	36,0
38,0					18,4	72,6	67 200	123 000	34,2	79,4	61 500	118 400	38,0
40,0									25,6	75,5	56 900	111 000	40,0
42,0													42,0
44,0													44,0
46,0													46,0
48,0													48,0
50,0													50,0
52,0													52,0
54,0													54,0
56,0													56,0

# MLC650 VPC-MAX S-1

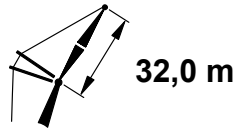
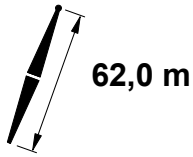
ASME B30.5



m	75°				70°				65°				m
	m	m	kg	kg	m	m	kg	kg	m	m	kg	kg	
16,8													16,8
18,0													18,0
20,0													20,0
22,0													22,0
24,0													24,0
26,0													26,0
28,0													28,0
30,0													30,0
32,0													32,0
34,0	60,5	87,5	60 700	126 900									34,0
36,0	55,7	86,1	55 900	118 200									36,0
38,0	50,6	84,5	51 500	110 500									38,0
40,0	45,0	82,5	47 600	103 700	58,5	85,2	38 200	96 300					40,0
42,0	38,8	80,0	44 000	97 500	53,6	83,7	35 200	90 600					42,0
44,0	31,4	76,9	40 700	91 800	48,3	81,9	32 400	85 300					44,0
46,0	21,6	72,3	37 500	86 600	42,5	79,8	29 800	80 500	50,9	80,7	20 000	70 400	46,0
48,0					35,8	77,1	27 400	76 200	45,4	78,7	18 200	66 700	48,0
50,0					27,7	73,5	25 100	72 100	39,2	76,3	16 500	63 200	50,0
52,0									31,9	73,2	14 800	60 000	52,0
54,0									22,4	68,8	13 100	56 900	54,0
56,0													56,0

# MLC650 VPC-MAX S-1

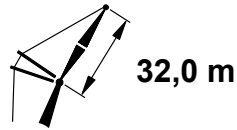
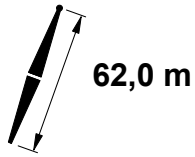
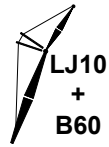
ASME B30.5



m	85°				83°				80°				m
	°	m	kg	kg	°	m	kg	kg	°	m	kg	kg	
18,3	73,5	95,3	182 500 c	278 700 c									18,3
20,0	70,2	94,6	163 800 b	274 700 b									20,0
22,0	66,3	93,7	145 900 b	245 600 b	70,5	94,4	138 100 b	239 400 b					22,0
24,0	62,3	92,7	130 900 b	220 800 b	66,6	93,5	123 900 b	215 200 b					24,0
26,0	58,0	91,4	118 400	200 200	62,6	92,5	111 900 b	195 100 b	69,0	93,6	102 300 b	187 500 b	26,0
28,0	53,6	89,9	107 800	183 100	58,4	91,2	101 900	178 400	65,1	92,6	93 000 b	171 500 b	28,0
30,0	48,8	88,2	98 600	168 400	53,9	89,8	93 100	164 100	61,0	91,5	84 900	157 600	30,0
32,0	43,7	86,1	90 500	155 600	49,2	88,0	85 500	151 600	56,7	90,2	77 800	145 600	32,0
34,0	37,9	83,6	83 500	144 600	44,1	86,0	78 800	140 800	52,1	88,6	71 700	135 300	34,0
36,0	31,2	80,4	77 100	134 800	38,4	83,5	72 800	131 300	47,2	86,7	66 200	126 100	36,0
38,0	22,5	76,0	71 300	126 000	31,7	80,4	67 300	122 800	41,9	84,5	61 200	117 900	38,0
40,0					23,3	76,1	62 300	115 200	35,9	81,8	56 700	110 600	40,0
42,0									28,7	78,4	52 600	104 000	42,0
44,0									18,9	73,2	48 600	98 000	44,0
46,0													46,0
48,0													48,0
50,0													50,0
52,0													52,0
54,0													54,0
56,0													56,0
58,0													58,0

# MLC650 VPC-MAX S-1

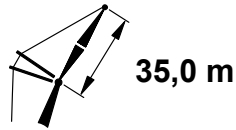
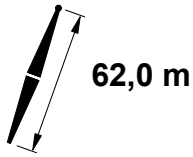
ASME B30.5



m	75°				70°				65°				m
	°	m	kg	kg	°	m	kg	kg	°	m	kg	kg	
18,3													18,3
20,0													20,0
22,0													22,0
24,0													24,0
26,0													26,0
28,0													28,0
30,0													30,0
32,0													32,0
34,0	63,6	91,0	59 900	126 100									34,0
36,0	59,4	89,8	55 100	117 500									36,0
38,0	55,0	88,4	50 900	109 900									38,0
40,0	50,4	86,7	47 000	103 100									40,0
42,0	45,4	84,7	43 500	96 900	57,6	87,5	34 400	89 900					42,0
44,0	39,8	82,4	40 300	91 300	53,1	86,0	31 700	84 700					44,0
46,0	33,5	79,4	37 300	86 300	48,3	84,2	29 200	80 000					46,0
48,0	25,6	75,5	34 500	81 600	43,1	82,1	26 900	75 700					48,0
50,0	13,4	69,0	31 600	77 100	37,2	79,5	24 700	71 700	50,7	83,0	17 400	66 100	50,0
52,0					30,4	76,2	22 700	67 900	45,7	81,0	15 800	62 700	52,0
54,0					21,4	71,6	20 600	64 500	40,2	78,7	14 200	59 500	54,0
56,0									33,9	75,8	12 700	56 500	56,0
58,0									26,2	71,9	11 300	53 700	58,0

# MLC650 VPC-MAX S-1

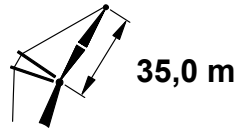
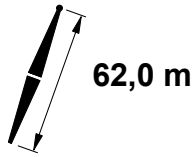
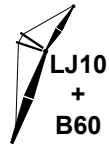
ASME B30.5



m	85°				83°				80°				m
	°	m	kg	kg	°	m	kg	kg	°	m	kg	kg	
18,3	75,0	98,4	196 900 b	256 300 b									18,3
20,0	72,0	97,8	176 800 b	255 800 b									20,0
22,0	68,5	97,0	157 500 b	244 300 b									22,0
24,0	64,9	96,1	141 500	219 600	68,8	96,8	134 300 b	213 900 b					24,0
26,0	61,1	94,9	128 000	199 000	65,1	95,9	121 400	193 900					26,0
28,0	57,2	93,6	116 700	182 000	61,4	94,8	110 600	177 300	67,4	95,9	101 500	170 200	28,0
30,0	53,1	92,1	106 800	167 400	57,5	93,5	101 200	163 000	63,7	94,9	92 800	156 400	30,0
32,0	48,8	90,4	98 200	154 600	53,4	92,0	93 000	150 600	59,9	93,8	85 100	144 500	32,0
34,0	44,1	88,3	90 700	143 700	49,1	90,3	85 800	139 900	55,9	92,4	78 500	134 200	34,0
36,0	38,9	85,9	83 900	134 000	44,4	88,2	79 400	130 400	51,8	90,8	72 600	125 100	36,0
38,0	33,0	82,9	77 900	125 200	39,3	85,8	73 600	121 900	47,3	89,0	67 300	116 900	38,0
40,0	25,8	79,0	72 300	117 500	33,5	82,9	68 500	114 400	42,5	86,8	62 500	109 700	40,0
42,0	15,5	73,0	67 100	110 100	26,4	79,1	63 700	107 600	37,1	84,2	58 100	103 200	42,0
44,0					16,5	73,4	59 100	101 300	30,9	81,0	54 100	97 200	44,0
46,0									23,1	76,6	50 300	91 800	46,0
48,0													48,0
50,0													50,0
52,0													52,0
54,0													54,0
56,0													56,0
58,0													58,0
60,0													60,0
62,0													62,0

# MLC650 VPC-MAX S-1

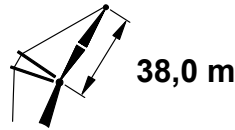
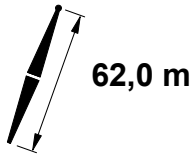
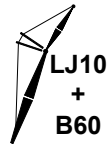
ASME B30.5



m	75°				70°				65°				m
	m	kg	kg	kg	m	kg	kg	kg	m	kg	kg	kg	
18,3													18,3
20,0													20,0
22,0													22,0
24,0													24,0
26,0													26,0
28,0													28,0
30,0													30,0
32,0													32,0
34,0													34,0
36,0	62,3	93,3	61 300	116 300									36,0
38,0	58,5	92,0	56 600	108 700									38,0
40,0	54,4	90,6	52 500	102 000									40,0
42,0	50,2	88,9	48 700	95 900									42,0
44,0	45,6	87,0	45 200	90 300	56,8	89,7	36 300	83 500					44,0
46,0	40,6	84,7	42 000	85 300	52,7	88,2	33 600	78 800					46,0
48,0	35,0	81,9	39 100	80 700	48,3	86,4	31 100	74 600					48,0
50,0	28,3	78,3	36 300	76 400	43,5	84,3	28 800	70 600					50,0
52,0	19,5	73,3	33 600	72 500	38,3	81,8	26 600	67 000	50,5	85,2	19 500	61 500	52,0
54,0					32,3	78,8	24 600	63 600	45,9	83,2	17 800	58 400	54,0
56,0					24,9	74,7	22 600	60 400	40,9	81,0	16 200	55 500	56,0
58,0									35,4	78,2	14 700	52 800	58,0
60,0									28,8	74,7	13 200	50 200	60,0
62,0									20,1	69,8	11 700	47 800	62,0

# MLC650 VPC-MAX S-1

ASME B30.5

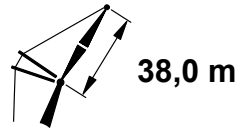
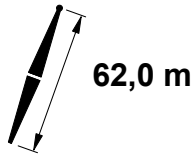
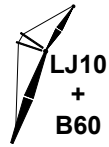


m	85°				83°				80°				m
	°	m	kg	kg	°	m	kg	kg	°	m	kg	kg	
19,8	73,8	101,1	178 800 b	237 100 b									19,8
20,0	73,5	101,0	176 900 b	237 100 b									20,0
22,0	70,3	100,3	157 600 b	234 800 b									22,0
24,0	67,0	99,4	141 600	219 200	70,5	100,1	134 300 b	213 500 b					24,0
26,0	63,6	98,4	128 100	198 800	67,3	99,2	121 500	193 600					26,0
28,0	60,2	97,3	116 800	181 800	63,9	98,2	110 700	177 100					28,0
30,0	56,5	95,9	107 000	167 200	60,4	97,1	101 300	162 800	66,0	98,3	92 800	156 200	30,0
32,0	52,7	94,4	98 400	154 500	56,8	95,8	93 100	150 400	62,5	97,3	85 200	144 300	32,0
34,0	48,7	92,6	91 000	143 600	53,0	94,3	86 000	139 800	59,0	96,1	78 600	134 100	34,0
36,0	44,4	90,6	84 300	134 000	49,0	92,5	79 700	130 400	55,4	94,7	72 700	125 000	36,0
38,0	39,8	88,2	78 300	125 300	44,8	90,5	73 900	122 000	51,5	93,1	67 400	116 900	38,0
40,0	34,5	85,4	72 900	117 700	40,1	88,2	68 800	114 500	47,4	91,2	62 700	109 700	40,0
42,0	28,4	81,8	68 000	110 700	34,9	85,4	64 200	107 700	43,0	89,1	58 400	103 300	42,0
44,0	20,4	77,0	63 300	104 400	28,9	81,9	59 900	101 600	38,2	86,6	54 500	97 400	44,0
46,0					21,2	77,2	55 800	96 000	32,7	83,6	50 800	92 000	46,0
48,0									26,1	79,7	47 500	87 100	48,0
50,0									17,1	74,1	44 200	82 500	50,0
52,0													52,0
54,0													54,0
56,0													56,0
58,0													58,0
60,0													60,0
62,0													62,0
64,0													64,0



# MLC650 VPC-MAX S-1

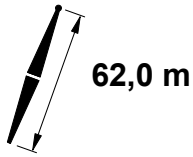
ASME B30.5



m	75°				70°				65°				m
	°	m	kg	kg	°	m	kg	kg	°	m	kg	kg	
19,8													19,8
20,0													20,0
22,0													22,0
24,0													24,0
26,0													26,0
28,0													28,0
30,0													30,0
32,0													32,0
34,0													34,0
36,0													36,0
38,0	61,3	95,6	56 700	108 600									38,0
40,0	57,7	94,3	52 500	101 900									40,0
42,0	54,0	92,9	48 800	95 800									42,0
44,0	50,0	91,2	45 400	90 300									44,0
46,0	45,8	89,2	42 200	85 400	56,1	92,0	33 700	78 800					46,0
48,0	41,3	87,0	39 400	80 800	52,3	90,5	31 200	74 600					48,0
50,0	36,3	84,3	36 700	76 600	48,3	88,7	28 900	70 700					50,0
52,0	30,5	81,0	34 200	72 700	44,0	86,6	26 800	67 000	54,2	89,1	19 500	61 500	52,0
54,0	23,3	76,7	31 700	69 100	39,2	84,2	24 800	63 700	50,3	87,4	17 900	58 400	54,0
56,0	12,1	69,6	29 200	65 600	33,9	81,3	22 900	60 600	46,1	85,5	16 300	55 500	56,0
58,0					27,6	77,6	21 100	57 700	41,6	83,3	14 800	52 900	58,0
60,0					19,4	72,6	19 300	54 900	36,6	80,6	13 400	50 400	60,0
62,0									30,9	77,4	12 100	48 000	62,0
64,0									23,8	73,2	10 800	45 700	64,0

# MLC650 VPC-MAX S-1

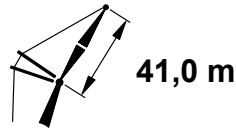
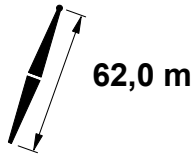
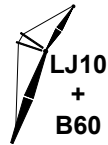
ASME B30.5



m	85°				83°				80°				m
	°	m	kg	kg	°	m	kg	kg	°	m	kg	kg	
21,3	72,8	103,7	162 200 b	218 700 b									21,3
22,0	71,8	103,5	156 500 b	218 400 b									22,0
24,0	68,8	102,7	140 500	214 700									24,0
26,0	65,7	101,8	127 000	197 600	69,0	102,5	120 200	192 400					26,0
28,0	62,6	100,7	115 800	180 800	66,0	101,6	109 500	175 900					28,0
30,0	59,3	99,5	106 000	166 200	62,8	100,5	100 200	161 700	67,8	101,6	91 500	155 000	30,0
32,0	55,9	98,2	97 400	153 600	59,6	99,4	92 000	149 400	64,7	100,7	83 900	143 200	32,0
34,0	52,4	96,6	90 000	142 700	56,2	98,0	84 900	138 800	61,5	99,6	77 400	133 000	34,0
36,0	48,7	94,9	83 300	133 100	52,7	96,5	78 600	129 400	58,3	98,3	71 500	124 000	36,0
38,0	44,7	92,8	77 400	124 500	49,0	94,7	72 900	121 000	54,8	96,9	66 300	115 900	38,0
40,0	40,4	90,5	72 000	116 800	45,0	92,7	67 900	113 600	51,2	95,3	61 600	108 700	40,0
42,0	35,7	87,8	67 200	110 000	40,8	90,4	63 200	106 900	47,4	93,5	57 300	102 300	42,0
44,0	30,3	84,5	62 700	103 700	36,1	87,7	59 000	100 800	43,4	91,3	53 400	96 400	44,0
46,0	23,7	80,2	58 600	98 000	30,7	84,5	55 100	95 200	39,0	88,9	49 900	91 100	46,0
48,0	14,1	73,7	54 600	92 200	24,3	80,3	51 500	90 200	34,1	86,0	46 600	86 300	48,0
50,0					15,1	74,1	48 000	85 400	28,4	82,4	43 500	81 800	50,0
52,0									21,2	77,7	40 500	77 600	52,0
54,0													54,0
56,0													56,0
58,0													58,0
60,0													60,0
62,0													62,0
64,0													64,0
66,0													66,0
68,0													68,0

# MLC650 VPC-MAX S-1

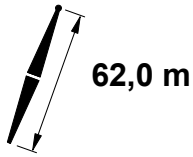
ASME B30.5



m	75°				70°				65°				m
	°	m	kg	kg	°	m	kg	kg	°	m	kg	kg	
21,3													21,3
22,0													22,0
24,0													24,0
26,0													26,0
28,0													28,0
30,0													30,0
32,0													32,0
34,0													34,0
36,0													36,0
38,0													38,0
40,0	60,4	97,9	51 200	100 800									40,0
42,0	57,0	96,6	47 500	94 800									42,0
44,0	53,5	95,1	44 100	89 300									44,0
46,0	49,9	93,4	41 000	84 300	59,0	95,6	32 200	77 700					46,0
48,0	46,0	91,5	38 200	79 800	55,6	94,2	29 800	73 400					48,0
50,0	41,8	89,2	35 500	75 600	52,0	92,7	27 600	69 600					50,0
52,0	37,3	86,7	33 100	71 800	48,3	90,9	25 500	66 000					52,0
54,0	32,1	83,6	30 800	68 200	44,3	88,8	23 600	62 700	53,8	91,3	16 400	57 300	54,0
56,0	26,0	79,7	28 600	64 900	39,9	86,5	21 700	59 600	50,1	89,6	14 900	54 400	56,0
58,0	17,8	74,2	26 400	61 800	35,2	83,7	20 000	56 800	46,3	87,7	13 500	51 800	58,0
60,0					29,6	80,3	18 400	54 100	42,1	85,5	12 100	49 300	60,0
62,0					22,9	75,9	16 700	51 500	37,6	83,0	10 800	47 000	62,0
64,0					12,6	68,9	15 100	49 100	32,5	79,9	9 600	44 800	64,0
66,0									26,4	76,1		42 700	66,0
68,0									18,4	70,7		40 700	68,0

# MLC650 VPC-MAX S-1

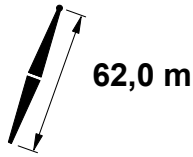
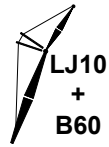
ASME B30.5



m	85°				83°				80°				m
	°	m	kg	kg	°	m	kg	kg	°	m	kg	kg	
21,3	74,0	106,9	174 600 b	202 200 b									21,3
22,0	73,1	106,7	168 400 b	202 200 b									22,0
24,0	70,3	106,0	151 300	201 800									24,0
26,0	67,5	105,1	136 900	196 700	70,5	105,7	130 100	191 400					26,0
28,0	64,6	104,1	124 900	179 900	67,7	104,9	118 500	175 000					28,0
30,0	61,7	103,1	114 400	165 400	64,8	104,0	108 500	160 900					30,0
32,0	58,6	101,8	105 200	152 800	61,9	102,9	99 800	148 600	66,6	104,0	91 600	142 300	32,0
34,0	55,4	100,4	97 300	142 000	58,8	101,7	92 200	138 000	63,7	103,0	84 500	132 200	34,0
36,0	52,1	98,9	90 200	132 400	55,7	100,3	85 400	128 700	60,7	101,9	78 200	123 200	36,0
38,0	48,7	97,1	83 900	123 800	52,4	98,7	79 300	120 300	57,6	100,6	72 600	115 100	38,0
40,0	45,0	95,1	78 200	116 200	48,9	97,0	73 900	112 900	54,4	99,2	67 500	108 000	40,0
42,0	41,0	92,8	73 100	109 300	45,3	95,0	69 000	106 200	51,0	97,5	63 000	101 600	42,0
44,0	36,7	90,2	68 300	103 100	41,4	92,8	64 500	100 200	47,5	95,7	58 800	95 800	44,0
46,0	31,9	87,1	64 000	97 500	37,1	90,2	60 400	94 700	43,8	93,6	55 000	90 500	46,0
48,0	26,2	83,2	60 000	92 300	32,3	87,1	56 700	89 600	39,7	91,3	51 500	85 700	48,0
50,0	18,9	77,9	56 300	87 500	26,7	83,3	53 100	85 000	35,3	88,5	48 300	81 200	50,0
52,0					19,5	78,1	49 800	80 700	30,2	85,1	45 200	77 100	52,0
54,0									24,1	80,9	42 400	73 300	54,0
56,0									15,8	74,8	39 600	69 700	56,0
58,0													58,0
60,0													60,0
62,0													62,0
64,0													64,0
66,0													66,0
68,0													68,0

# MLC650 VPC-MAX S-1

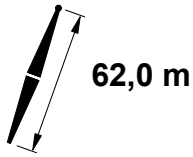
ASME B30.5



m	75°				70°				65°				m
	°	m	kg	kg	°	m	kg	kg	°	m	kg	kg	
21,3													21,3
22,0													22,0
24,0													24,0
26,0													26,0
28,0													28,0
30,0													30,0
32,0													32,0
34,0													34,0
36,0													36,0
38,0													38,0
40,0	62,6	101,4	57 000	100 000									40,0
42,0	59,6	100,2	53 000	94 000									42,0
44,0	56,5	98,8	49 300	88 500									44,0
46,0	53,2	97,3	46 000	83 600									46,0
48,0	49,8	95,7	42 900	79 100	58,3	97,9	34 500	72 700					48,0
50,0	46,2	93,7	40 100	75 000	55,1	96,5	32 000	68 800					50,0
52,0	42,3	91,6	37 500	71 100	51,8	94,9	29 700	65 300					52,0
54,0	38,2	89,0	35 000	67 600	48,3	93,2	27 600	62 000					54,0
56,0	33,5	86,1	32 700	64 300	44,6	91,1	25 700	59 000					56,0
58,0	28,2	82,5	30 500	61 300	40,6	88,8	23 800	56 100	50,0	91,9	17 100	51 100	58,0
60,0	21,5	77,8	28 400	58 400	36,2	86,1	22 100	53 500	46,4	90,0	15 700	48 600	60,0
62,0	11,2	70,1	26 200	55 600	31,3	82,9	20 400	51 000	42,6	87,8	14 300	46 300	62,0
64,0					25,5	79,0	18 800	48 600	38,4	85,3	12 900	44 200	64,0
66,0					17,9	73,4	17 200	46 400	33,8	82,4	11 700	42 100	66,0
68,0									28,5	78,9	10 400	40 200	68,0

# MLC650 VPC-MAX S-1

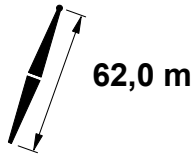
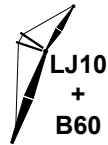
ASME B30.5



m	85°				83°				80°				m
	°	m	kg	kg	°	m	kg	kg	°	m	kg	kg	
22,9	73,1	109,5	159 300	187 300									22,9
24,0	71,6	109,1	150 200	187 200									24,0
26,0	69,0	108,4	135 800	186 400	71,8	108,9	128 800	187 000					26,0
28,0	66,4	107,5	123 800	178 800	69,2	108,2	117 300	173 800					28,0
30,0	63,6	106,5	113 300	164 400	66,6	107,3	107 400	159 800					30,0
32,0	60,8	105,3	104 200	151 800	63,8	106,3	98 600	147 500	68,2	107,3	90 300	141 100	32,0
34,0	57,9	104,1	96 300	141 000	61,1	105,2	91 100	137 000	65,5	106,4	83 300	131 100	34,0
36,0	55,0	102,7	89 200	131 400	58,2	103,9	84 300	127 700	62,8	105,3	77 000	122 100	36,0
38,0	51,9	101,1	82 900	122 900	55,2	102,5	78 300	119 400	59,9	104,2	71 400	114 100	38,0
40,0	48,6	99,3	77 200	115 300	52,1	101,0	72 900	112 000	57,0	102,9	66 400	107 000	40,0
42,0	45,2	97,3	72 100	108 500	48,9	99,2	68 000	105 300	54,0	101,4	61 800	100 600	42,0
44,0	41,5	95,1	67 400	102 300	45,5	97,2	63 500	99 300	50,9	99,8	57 700	94 800	44,0
46,0	37,5	92,5	63 200	96 700	41,8	95,0	59 500	93 800	47,5	97,9	53 900	89 600	46,0
48,0	33,2	89,5	59 300	91 500	37,9	92,5	55 700	88 800	44,0	95,9	50 400	84 800	48,0
50,0	28,1	85,9	55 600	86 800	33,5	89,5	52 300	84 200	40,3	93,5	47 200	80 400	50,0
52,0	22,0	81,3	52 200	82 400	28,5	86,0	49 000	80 000	36,2	90,8	44 300	76 300	52,0
54,0	13,1	74,3	48 800	77 300	22,5	81,5	46 000	76 000	31,6	87,7	41 500	72 500	54,0
56,0					14,0	74,8	43 000	72 300	26,3	83,8	38 900	69 000	56,0
58,0									19,6	78,7	36 300	65 700	58,0
60,0													60,0
62,0													62,0
64,0													64,0
66,0													66,0
68,0													68,0
72,0													72,0

# MLC650 VPC-MAX S-1

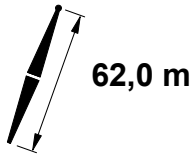
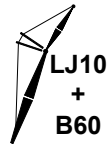
ASME B30.5



m	75°				70°				65°				m
	°	m	kg	kg	°	m	kg	kg	°	m	kg	kg	
22,9													22,9
24,0													24,0
26,0													26,0
28,0													28,0
30,0													30,0
32,0													32,0
34,0													34,0
36,0													36,0
38,0													38,0
40,0													40,0
42,0	61,7	103,7	51 600	92 900									42,0
44,0	58,9	102,5	48 000	87 400									44,0
46,0	55,9	101,1	44 700	82 500									46,0
48,0	52,9	99,6	41 700	78 100									48,0
50,0	49,7	97,9	38 900	74 000	57,6	100,2	30 600	67 700					50,0
52,0	46,3	96,0	36 300	70 200	54,6	98,8	28 400	64 200					52,0
54,0	42,7	93,8	33 900	66 700	51,5	97,2	26 300	60 900					54,0
56,0	38,9	91,4	31 600	63 400	48,3	95,4	24 300	57 900					56,0
58,0	34,6	88,5	29 500	60 400	44,8	93,4	22 500	55 100	53,1	95,8	15 700	49 900	58,0
60,0	29,8	85,1	27 500	57 600	41,1	91,1	20 800	52 500	49,9	94,1	14 300	47 500	60,0
62,0	24,1	80,9	25 500	54 900	37,1	88,5	19 200	50 000	46,5	92,2	12 900	45 300	62,0
64,0	16,5	75,0	23 600	52 300	32,7	85,4	17 700	47 700	43,0	90,1	11 600	43 100	64,0
66,0					27,5	81,7	16 200	45 500	39,1	87,6	10 400	41 100	66,0
68,0					21,2	77,0	14 700	43 400	34,9	84,8		39 200	68,0
72,0									24,5	77,3		35 700	72,0

# MLC650 VPC-MAX S-1

ASME B30.5

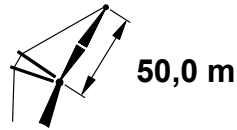
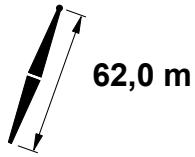
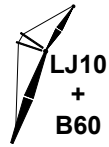


85°					83°				80°				
m	°	m	kg	kg	°	m	kg	kg	°	m	kg	kg	m
22,9	74,2	112,7	159 000	173 000									22,9
24,0	72,8	112,3	149 900	173 000									24,0
26,0	70,3	111,6	135 500	172 700									26,0
28,0	67,9	110,8	123 500	171 600	70,5	111,4	117 000	170 500					28,0
30,0	65,3	109,8	113 100	163 900	68,1	110,6	107 000	159 300					30,0
32,0	62,8	108,8	103 900	151 400	65,5	109,6	98 300	147 100	69,6	110,6	89 900	140 700	32,0
34,0	60,1	107,6	96 000	140 600	63,0	108,6	90 800	136 600	67,1	109,7	82 900	130 600	34,0
36,0	57,4	106,3	89 000	131 100	60,3	107,5	84 000	127 300	64,5	108,7	76 700	121 700	36,0
38,0	54,6	104,9	82 700	122 600	57,6	106,2	78 000	119 000	61,9	107,6	71 000	113 700	38,0
40,0	51,6	103,3	77 100	115 000	54,8	104,8	72 600	111 700	59,2	106,4	66 000	106 700	40,0
42,0	48,6	101,5	72 000	108 200	51,9	103,2	67 800	105 000	56,5	105,1	61 500	100 300	42,0
44,0	45,4	99,6	67 300	102 100	48,8	101,4	63 300	99 000	53,6	103,6	57 400	94 500	44,0
46,0	41,9	97,4	63 100	96 500	45,6	99,5	59 300	93 600	50,7	102,0	53 600	89 300	46,0
48,0	38,3	94,9	59 200	91 400	42,2	97,3	55 600	88 600	47,6	100,2	50 200	84 500	48,0
50,0	34,2	92,0	55 600	86 600	38,6	94,8	52 200	84 000	44,3	98,1	47 000	80 100	50,0
52,0	29,7	88,6	52 200	82 300	34,6	91,9	49 000	79 800	40,8	95,8	44 100	76 100	52,0
54,0	24,4	84,4	49 100	78 300	30,1	88,6	46 000	75 900	37,0	93,2	41 400	72 300	54,0
56,0	17,5	78,7	46 100	74 500	24,8	84,5	43 200	72 300	32,9	90,2	38 800	68 900	56,0
58,0					18,1	79,0	40 500	68 900	28,1	86,5	36 400	65 600	58,0
60,0									22,4	82,0	34 100	62 600	60,0
62,0									14,6	75,4	31 800	59 700	62,0
64,0													64,0
66,0													66,0
68,0													68,0
72,0													72,0
76,0													76,0



# MLC650 VPC-MAX S-1

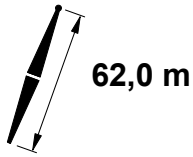
ASME B30.5



m	75°				70°				65°				m
	°	m	kg	kg	°	m	kg	kg	°	m	kg	kg	
22,9													22,9
24,0													24,0
26,0													26,0
28,0													28,0
30,0													30,0
32,0													32,0
34,0													34,0
36,0													36,0
38,0													38,0
40,0													40,0
42,0	63,6	107,1	51 200	92 500									42,0
44,0	61,0	106,0	47 600	87 100									44,0
46,0	58,3	104,7	44 300	82 200									46,0
48,0	55,5	103,3	41 300	77 700									48,0
50,0	52,6	101,8	38 500	73 600									50,0
52,0	49,6	100,1	36 000	69 900	57,1	102,4	27 900	63 800					52,0
54,0	46,4	98,2	33 600	66 400	54,3	101,0	25 900	60 600					54,0
56,0	43,1	96,1	31 300	63 200	51,3	99,4	24 000	57 600					56,0
58,0	39,5	93,6	29 300	60 200	48,2	97,6	22 200	54 800					58,0
60,0	35,6	90,9	27 300	57 400	45,0	95,6	20 500	52 200	52,8	98,0	13 800	47 200	60,0
62,0	31,2	87,7	25 400	54 700	41,6	93,4	18 900	49 800	49,8	96,3	12 500	44 900	62,0
64,0	26,2	83,8	23 700	52 200	37,9	90,8	17 400	47 500	46,6	94,4	11 200	42 800	64,0
66,0	20,0	78,7	21 900	49 900	33,8	87,9	16 000	45 300	43,3	92,3	10 000	40 800	66,0
68,0					29,2	84,4	14 600	43 300	39,7	89,9		39 000	68,0
72,0					16,6	74,2	11 900	39 500	31,5	84,0		35 500	72,0
76,0									20,4	75,2		32 300	76,0

# MLC650 VPC-MAX S-1

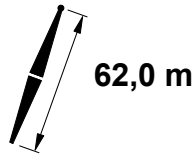
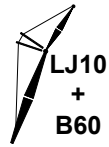
ASME B30.5



m	85°				83°				80°				m
	°	m	kg	kg	°	m	kg	kg	°	m	kg	kg	
24,4	73,4	115,4	145 700	160 600									24,4
26,0	71,5	114,8	134 400	160 400									26,0
28,0	69,2	114,0	122 400	159 700	71,7	114,6	115 800	160 200					28,0
30,0	66,8	113,2	112 000	158 600	69,4	113,8	105 900	156 700					30,0
32,0	64,4	112,2	102 900	150 400	67,0	113,0	97 100	146 000					32,0
34,0	62,0	111,1	95 000	139 700	64,6	112,0	89 600	135 600	68,5	113,0	81 600	129 500	34,0
36,0	59,5	109,9	88 000	130 200	62,2	110,9	82 900	126 300	66,1	112,1	75 400	120 600	36,0
38,0	56,9	108,6	81 600	121 700	59,7	109,8	76 900	118 100	63,7	111,1	69 800	112 700	38,0
40,0	54,2	107,2	76 000	114 100	57,1	108,5	71 500	110 700	61,2	110,0	64 800	105 600	40,0
42,0	51,5	105,6	71 000	107 400	54,4	107,0	66 700	104 100	58,7	108,7	60 300	99 300	42,0
44,0	48,6	103,8	66 300	101 200	51,7	105,4	62 300	98 100	56,1	107,4	56 200	93 500	44,0
46,0	45,5	101,8	62 100	95 600	48,8	103,7	58 300	92 700	53,4	105,9	52 500	88 300	46,0
48,0	42,3	99,7	58 200	90 500	45,8	101,7	54 600	87 700	50,6	104,2	49 100	83 600	48,0
50,0	38,9	97,2	54 700	85 900	42,6	99,6	51 200	83 200	47,6	102,4	45 900	79 200	50,0
52,0	35,2	94,4	51 400	81 500	39,2	97,2	48 000	79 000	44,6	100,4	43 000	75 200	52,0
54,0	31,1	91,2	48 300	77 600	35,5	94,4	45 100	75 100	41,3	98,1	40 300	71 500	54,0
56,0	26,4	87,3	45 400	73 900	31,4	91,2	42 400	71 500	37,8	95,6	37 800	68 000	56,0
58,0	20,6	82,4	42 600	70 400	26,8	87,4	39 800	68 200	34,0	92,7	35 400	64 800	58,0
60,0					21,1	82,5	37 300	65 000	29,7	89,2	33 200	61 800	60,0
62,0					13,1	75,4	34 900	62 000	24,7	85,1	31 000	59 000	62,0
64,0									18,4	79,6	29 000	56 300	64,0
66,0													66,0
68,0													68,0
72,0													72,0
76,0													76,0
80,0													80,0

# MLC650 VPC-MAX S-1

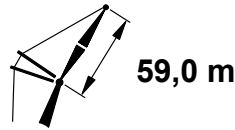
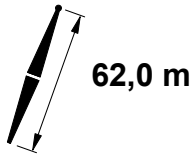
ASME B30.5



m	75°				70°				65°			m
	°	m	kg	kg	°	m	kg	kg	°	m	kg	
24,4												24,4
26,0												26,0
28,0												28,0
30,0												30,0
32,0												32,0
34,0												34,0
36,0												36,0
38,0												38,0
40,0												40,0
42,0												42,0
44,0	62,8	109,4	46 300	86 000								44,0
46,0	60,3	108,3	43 000	81 100								46,0
48,0	57,7	107,0	40 000	76 700								48,0
50,0	55,1	105,6	37 200	72 600								50,0
52,0	52,4	104,1	34 700	68 900	59,2	106,0	26 500	62 700				52,0
54,0	49,5	102,3	32 300	65 400	56,6	104,7	24 500	59 500				54,0
56,0	46,5	100,5	30 100	62 200	53,9	103,2	22 600	56 500				56,0
58,0	43,4	98,3	28 100	59 200	51,2	101,6	20 900	53 800				58,0
60,0	40,0	96,0	26 200	56 400	48,3	99,8	19 200	51 200				60,0
62,0	36,4	93,3	24 300	53 800	45,2	97,9	17 600	48 800	52,5	100,3	43 800	62,0
64,0	32,5	90,2	22 600	51 400	42,0	95,7	16 200	46 500	49,7	98,6	41 700	64,0
66,0	28,0	86,6	21 000	49 100	38,5	93,2	14 800	44 400	46,7	96,7	39 800	66,0
68,0	22,6	82,1	19 400	46 900	34,8	90,3	13 500	42 400	43,6	94,6	37 900	68,0
72,0					25,8	83,1	11 000	38 700	36,7	89,6	34 500	72,0
76,0					10,9	69,9		35 200	28,3	83,0	31 400	76,0
80,0									16,0	72,4	28 600	80,0

# MLC650 VPC-MAX S-1

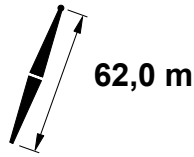
ASME B30.5



85°					83°				80°				
m	°	m	kg	kg	°	m	kg	kg	°	m	kg	kg	m
25,9	73,6	121,2	133 500	138 100									25,9
26,0	73,5	121,1	133 000	138 100									26,0
28,0	71,4	120,5	121 000	137 900									28,0
30,0	69,3	119,7	110 600	137 300	71,6	120,3	104 300	137 100					30,0
32,0	67,2	118,8	101 500	136 600	69,5	119,5	95 600	137 100					32,0
34,0	65,1	117,9	93 600	135 000	67,4	118,7	88 100	134 100					34,0
36,0	62,9	116,9	86 600	128 800	65,2	117,7	81 400	124 900	68,7	118,6	73 700	119 100	36,0
38,0	60,7	115,7	80 300	120 400	63,1	116,7	75 400	116 700	66,6	117,8	68 200	111 200	38,0
40,0	58,4	114,5	74 700	112 900	60,8	115,6	70 100	109 400	64,4	116,8	63 200	104 200	40,0
42,0	56,0	113,1	69 700	106 200	58,6	114,3	65 300	102 900	62,2	115,7	58 800	97 900	42,0
44,0	53,6	111,7	65 100	100 000	56,2	113,0	60 900	96 900	59,9	114,6	54 700	92 200	44,0
46,0	51,1	110,1	60 900	94 500	53,8	111,5	56 900	91 500	57,6	113,3	51 000	87 000	46,0
48,0	48,5	108,3	57 000	89 400	51,3	109,9	53 300	86 600	55,3	111,9	47 600	82 300	48,0
50,0	45,8	106,3	53 500	84 800	48,7	108,2	49 900	82 000	52,8	110,4	44 500	78 000	50,0
52,0	43,0	104,2	50 200	80 500	46,0	106,2	46 800	77 900	50,3	108,7	41 600	74 000	52,0
54,0	40,0	101,8	47 200	76 600	43,2	104,1	43 900	74 100	47,7	106,9	38 900	70 300	54,0
56,0	36,8	99,2	44 400	72 900	40,2	101,8	41 200	70 500	44,9	104,9	36 400	66 900	56,0
58,0	33,3	96,2	41 700	69 500	37,0	99,1	38 700	67 200	42,1	102,7	34 100	63 700	58,0
60,0	29,4	92,7	39 300	66 300	33,5	96,2	36 300	64 100	39,0	100,2	31 900	60 700	60,0
62,0	24,9	88,6	36 900	63 300	29,7	92,8	34 100	61 200	35,7	97,5	29 900	58 000	62,0
64,0	19,5	83,4	34 700	60 500	25,3	88,7	32 000	58 400	32,1	94,4	27 900	55 300	64,0
66,0					19,9	83,6	30 000	55 900	28,0	90,7	26 100	52 900	66,0
68,0					12,4	76,0	27 900	53 400	23,3	86,3	24 300	50 600	68,0
72,0													72,0
76,0													76,0
80,0													80,0
84,0													84,0

# MLC650 VPC-MAX S-1

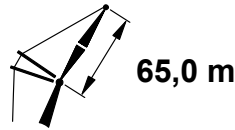
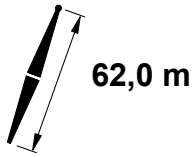
ASME B30.5



m	75°				70°				65°			
	°	m	kg	kg	°	m	kg	kg	°	m	kg	m
25,9												25,9
26,0												26,0
28,0												28,0
30,0												30,0
32,0												32,0
34,0												34,0
36,0												36,0
38,0												38,0
40,0												40,0
42,0												42,0
44,0												44,0
46,0	63,6	115,2	41 200	79 600								46,0
48,0	61,4	114,1	38 300	75 300								48,0
50,0	59,1	112,9	35 500	71 200								50,0
52,0	56,8	111,5	33 000	67 500								52,0
54,0	54,4	110,1	30 700	64 100								54,0
56,0	51,9	108,5	28 500	60 900	58,1	110,6	20 800	55 100				56,0
58,0	49,4	106,8	26 500	57 900	55,8	109,2	19 100	52 300				58,0
60,0	46,7	104,9	24 600	55 200	53,4	107,7	17 500	49 800				60,0
62,0	43,9	102,9	22 900	52 600	50,9	106,1	15 900	47 400				62,0
64,0	41,0	100,6	21 200	50 200	48,3	104,3	14 500	45 200	54,5	106,3	40 300	64,0
66,0	37,8	98,0	19 600	48 000	45,5	102,4	13 200	43 100	52,1	104,8	38 300	66,0
68,0	34,4	95,1	18 100	45 800	42,7	100,2	11 900	41 100	49,5	103,1	36 500	68,0
72,0	26,4	88,0	15 300	41 900	36,4	95,1		37 500	44,1	99,1	33 200	72,0
76,0	14,6	76,5	12 600	38 300	28,9	88,6		34 200	38,0	94,3	30 200	76,0
80,0					18,8	78,9		31 200	30,9	88,2	27 500	80,0
84,0									21,7	79,6	24 900	84,0

# MLC650 VPC-MAX S-1

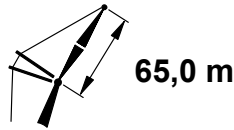
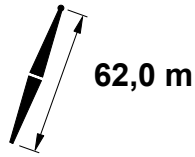
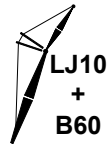
ASME B30.5



85°					83°				80°				
m	°	m	kg	kg	°	m	kg	kg	°	m	kg	kg	m
27,4	73,7	127,0	118 500	118 500									27,4
28,0	73,2	126,8	116 900	118 400									28,0
30,0	71,3	126,1	109 200	118 200									30,0
32,0	69,5	125,4	100 100	117 800	71,5	125,9	94 100	117 600					32,0
34,0	67,5	124,5	92 200	117 200	69,6	125,2	86 600	117 600					34,0
36,0	65,6	123,6	85 200	116 700	67,7	124,3	79 900	117 600					36,0
38,0	63,6	122,6	79 000	116 100	65,8	123,4	74 000	115 100					38,0
40,0	61,6	121,5	73 400	111 700	63,8	122,4	68 700	108 100	66,9	123,5	61 600	102 800	40,0
42,0	59,6	120,3	68 300	105 000	61,8	121,3	63 900	101 600	65,0	122,5	57 200	96 500	42,0
44,0	57,5	119,1	63 800	98 900	59,7	120,2	59 500	95 600	63,0	121,5	53 100	90 800	44,0
46,0	55,3	117,7	59 600	93 300	57,6	118,9	55 500	90 300	61,0	120,4	49 400	85 700	46,0
48,0	53,1	116,2	55 800	88 300	55,5	117,5	51 900	85 400	58,9	119,2	46 100	81 000	48,0
50,0	50,9	114,5	52 200	83 700	53,3	116,0	48 500	80 900	56,8	117,8	43 000	76 700	50,0
52,0	48,5	112,8	49 000	79 400	51,0	114,4	45 400	76 700	54,6	116,4	40 100	72 700	52,0
54,0	46,1	110,8	46 000	75 500	48,7	112,6	42 600	72 900	52,4	114,9	37 500	69 100	54,0
56,0	43,5	108,7	43 200	71 900	46,3	110,7	39 900	69 400	50,1	113,2	35 000	65 700	56,0
58,0	40,8	106,4	40 600	68 500	43,7	108,6	37 400	66 100	47,7	111,4	32 700	62 500	58,0
60,0	38,0	103,9	38 200	65 300	41,0	106,4	35 100	63 000	45,3	109,4	30 600	59 600	60,0
62,0	34,9	101,1	35 900	62 400	38,2	103,8	32 900	60 200	42,7	107,2	28 500	56 800	62,0
64,0	31,6	97,9	33 700	59 600	35,2	101,0	30 900	57 500	39,9	104,9	26 600	54 300	64,0
66,0	27,9	94,2	31 700	57 000	31,9	97,9	28 900	54 900	37,0	102,2	24 900	51 900	66,0
68,0	23,7	89,8	29 700	54 600	28,2	94,2	27 100	52 600	33,9	99,3	23 200	49 600	68,0
72,0					18,9	84,5	23 600	48 200	26,6	92,1	20 000	45 400	72,0
76,0									16,5	81,3	17 100	41 600	76,0
80,0													80,0
84,0													84,0
88,0													88,0
92,0													92,0

# MLC650 VPC-MAX S-1

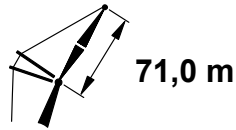
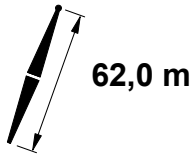
ASME B30.5



m	75°				70°				65°			
	°	m	kg	kg	°	m	kg	kg	°	m	kg	
27,4												27,4
28,0												28,0
30,0												30,0
32,0												32,0
34,0												34,0
36,0												36,0
38,0												38,0
40,0												40,0
42,0												42,0
44,0												44,0
46,0												46,0
48,0												48,0
50,0	62,3	119,8	33 800	69 800								50,0
52,0	60,2	118,7	31 300	66 100								52,0
54,0	58,2	117,4	29 000	62 700								54,0
56,0	56,0	116,1	26 900	59 600								56,0
58,0	53,8	114,6	24 900	56 600	59,4	116,4	17 300	50 900				58,0
60,0	51,6	113,0	23 000	53 900	57,3	115,2	15 700	48 400				60,0
62,0	49,3	111,3	21 300	51 400	55,1	113,8	14 200	46 000				62,0
64,0	46,9	109,4	19 700	49 000	52,9	112,2	12 800	43 800				64,0
66,0	44,3	107,4	18 100	46 700	50,6	110,6	11 500	41 700				66,0
68,0	41,7	105,1	16 600	44 600	48,3	108,8	10 200	39 800				68,0
72,0	35,9	100,0	13 900	40 800	43,2	104,7		36 200	49,4	107,5	31 800	72,0
76,0	29,1	93,4	11 500	37 300	37,7	99,8		33 000	44,5	103,6	28 900	76,0
80,0	20,3	84,2		34 100	31,2	93,7		30 100	39,1	99,0	26 200	80,0
84,0					23,2	85,5		27 400	32,9	93,2	23 800	84,0
88,0					9,8	70,9		24 900	25,4	85,7	21 500	88,0
92,0									14,4	73,9	19 400	92,0

# MLC650 VPC-MAX S-1

ASME B30.5

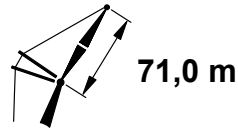
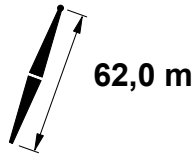
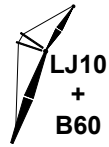


m	85°				83°				80°				m
	°	m	kg	kg	°	m	kg	kg	°	m	kg	kg	
29,0	73,9	132,8	101 900	101 900									29,0
30,0	73,0	132,4	101 800	101 800									30,0
32,0	71,3	131,8	99 100	101 600									32,0
34,0	69,5	131,0	91 300	101 200	71,4	131,5	85 600	100 900					34,0
36,0	67,8	130,2	84 300	100 800	69,7	130,8	78 900	100 900					36,0
38,0	66,0	129,3	78 000	100 200	67,9	130,0	72 900	100 900					38,0
40,0	64,2	128,3	72 500	99 600	66,2	129,1	67 700	100 800	69,0	129,9	60 500	98 100	40,0
42,0	62,4	127,2	67 400	98 900	64,4	128,1	62 900	99 500	67,2	129,1	56 000	95 500	42,0
44,0	60,5	126,1	62 900	96 400	62,5	127,1	58 500	94 700	65,5	128,2	52 000	89 800	44,0
46,0	58,6	124,9	58 700	92 500	60,7	125,9	54 500	89 400	63,6	127,2	48 300	84 700	46,0
48,0	56,7	123,6	54 900	87 500	58,8	124,7	50 900	84 500	61,8	126,1	45 000	80 100	48,0
50,0	54,7	122,1	51 400	82 900	56,9	123,4	47 600	80 000	59,9	124,9	41 900	75 800	50,0
52,0	52,7	120,6	48 200	78 600	54,9	122,0	44 500	75 900	58,0	123,7	39 100	71 800	52,0
54,0	50,6	119,0	45 200	74 700	52,9	120,5	41 700	72 100	56,1	122,3	36 400	68 200	54,0
56,0	48,5	117,2	42 400	71 100	50,8	118,8	39 000	68 600	54,1	120,9	34 000	64 800	56,0
58,0	46,2	115,3	39 800	67 700	48,6	117,1	36 600	65 300	52,1	119,3	31 700	61 700	58,0
60,0	43,9	113,2	37 400	64 600	46,4	115,2	34 300	62 300	49,9	117,6	29 600	58 800	60,0
62,0	41,5	111,0	35 100	61 700	44,1	113,1	32 100	59 400	47,8	115,8	27 600	56 000	62,0
64,0	38,9	108,5	33 000	58 900	41,7	110,9	30 100	56 700	45,5	113,9	25 700	53 500	64,0
66,0	36,2	105,8	31 000	56 400	39,1	108,4	28 200	54 300	43,1	111,7	24 000	51 100	66,0
68,0	33,3	102,8	29 100	54 000	36,4	105,7	26 400	51 900	40,7	109,4	22 300	48 800	68,0
72,0	26,6	95,5	25 600	49 500	30,4	99,4	23 100	47 600	35,3	104,1	19 300	44 700	72,0
76,0	17,6	85,1	22 300	45 500	22,9	91,0	20 000	43 700	29,0	97,4	16 500	41 000	76,0
80,0					11,0	77,0	17 000	40 100	21,1	88,4	13 900	37 600	80,0
84,0													84,0
88,0													88,0
92,0													92,0
96,0													96,0



# MLC650 VPC-MAX S-1

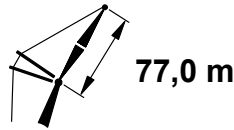
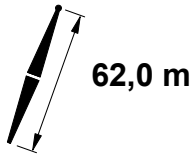
ASME B30.5



m	75°				70°			65°			m
	°	m	kg	kg	°	m	kg	°	m	kg	
29,0											29,0
30,0											30,0
32,0											32,0
34,0											34,0
36,0											36,0
38,0											38,0
40,0											40,0
42,0											42,0
44,0											44,0
46,0											46,0
48,0											48,0
50,0											50,0
52,0	63,0	125,5	30 100	65 100							52,0
54,0	61,1	124,4	27 800	61 700							54,0
56,0	59,3	123,2	25 700	58 600							56,0
58,0	57,3	121,9	23 700	55 700							58,0
60,0	55,4	120,6	21 900	53 000							60,0
62,0	53,4	119,1	20 200	50 500	58,4	121,0	45 000				62,0
64,0	51,3	117,5	18 600	48 100	56,5	119,7	42 800				64,0
66,0	49,2	115,7	17 000	45 900	54,5	118,2	40 800				66,0
68,0	47,0	113,9	15 600	43 800	52,5	116,7	38 800				68,0
72,0	42,3	109,7	13 000	40 000	48,2	113,2	35 300	53,5	115,3	30 800	72,0
76,0	37,1	104,6	10 600	36 500	43,6	109,2	32 100	49,3	112,0	27 900	76,0
80,0	31,2	98,5		33 400	38,6	104,5	29 300	44,8	108,1	25 300	80,0
84,0	23,9	90,4		30 600	33,0	98,7	26 700	39,9	103,6	22 900	84,0
88,0	13,1	77,7		27 900	26,2	91,3	24 300	34,4	98,1	20 700	88,0
92,0					17,0	80,6	22 100	28,0	91,2	18 700	92,0
96,0								19,6	81,6	16 800	96,0

# MLC650 VPC-MAX S-1

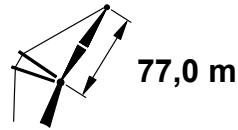
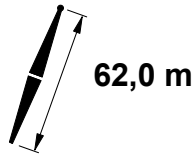
ASME B30.5



m	85°				83°				80°				m
	°	m	kg	kg	°	m	kg	kg	°	m	kg	kg	
30,5	74,0	138,6	87 000	87 000									30,5
32,0	72,8	138,1	86 800	86 800									32,0
34,0	71,2	137,4	86 400	86 600									34,0
36,0	69,6	136,7	82 700	86 300	71,3	137,2	77 200	86 000					36,0
38,0	68,0	135,8	76 500	85 900	69,7	136,5	71 300	86 000					38,0
40,0	66,4	135,0	70 900	85 400	68,1	135,6	66 000	85 800					40,0
42,0	64,7	134,0	65 900	84 900	66,5	134,8	61 200	85 600	69,1	135,6	54 300	83 300	42,0
44,0	63,1	133,0	61 300	84 400	64,9	133,8	56 900	85 400	67,5	134,8	50 300	83 300	44,0
46,0	61,4	131,9	57 200	83 800	63,2	132,8	52 900	85 100	65,9	133,9	46 600	82 700	46,0
48,0	59,6	130,7	53 400	82 500	61,5	131,7	49 300	83 100	64,2	132,9	43 300	78 600	48,0
50,0	57,9	129,4	49 900	79 800	59,8	130,5	46 000	78 700	62,5	131,9	40 200	74 400	50,0
52,0	56,1	128,1	46 700	76 700	58,0	129,3	43 000	74 600	60,8	130,7	37 400	70 400	52,0
54,0	54,2	126,7	43 700	73 500	56,2	127,9	40 100	70 800	59,1	129,5	34 800	66 800	54,0
56,0	52,4	125,1	41 000	69 900	54,4	126,5	37 500	67 300	57,3	128,2	32 400	63 500	56,0
58,0	50,4	123,4	38 400	66 600	52,5	125,0	35 100	64 100	55,5	126,9	30 100	60 400	58,0
60,0	48,4	121,7	36 000	63 400	50,6	123,3	32 800	61 000	53,7	125,4	28 000	57 500	60,0
62,0	46,4	119,8	33 700	60 500	48,6	121,6	30 600	58 200	51,8	123,8	26 000	54 800	62,0
64,0	44,3	117,7	31 600	57 800	46,5	119,7	28 600	55 600	49,8	122,1	24 200	52 200	64,0
66,0	42,0	115,5	29 600	55 200	44,4	117,6	26 800	53 100	47,8	120,3	22 400	49 800	66,0
68,0	39,7	113,1	27 800	52 800	42,2	115,4	25 000	50 700	45,7	118,3	20 800	47 600	68,0
72,0	34,7	107,7	24 300	48 400	37,5	110,5	21 700	46 500	41,3	114,0	17 800	43 500	72,0
76,0	28,9	100,9	21 200	44 500	32,1	104,5	18 700	42 600	36,5	108,8	15 100	39 800	76,0
80,0	21,6	92,0	18 300	40 900	25,8	96,9	16 000	39 100	31,0	102,6	12 600	36 500	80,0
84,0					17,2	86,2	13 500	35 900	24,3	94,6	10 300	33 500	84,0
88,0									15,0	82,8		30 700	88,0
92,0													92,0
96,0													96,0
100,0													100,0
104,0													104,0

# MLC650 VPC-MAX S-1

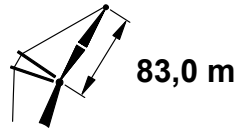
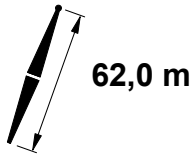
ASME B30.5



m	75°				70°				65°			
	°	m	kg	kg	°	m	kg	°	m	kg	m	
30,5												30,5
32,0												32,0
34,0												34,0
36,0												36,0
38,0												38,0
40,0												40,0
42,0												42,0
44,0												44,0
46,0												46,0
48,0												48,0
50,0												50,0
52,0												52,0
54,0	63,6	131,3	26 000	60 200								54,0
56,0	61,9	130,2	23 900	57 100								56,0
58,0	60,2	129,0	21 900	54 200								58,0
60,0	58,4	127,8	20 100	51 600								60,0
62,0	56,7	126,5	18 400	49 100								62,0
64,0	54,8	125,1	16 800	46 700	59,5	126,8	41 300					64,0
66,0	53,0	123,6	15 300	44 500	57,7	125,5	39 300					66,0
68,0	51,1	121,9	13 900	42 400	55,9	124,2	37 400					68,0
72,0	47,1	118,3	11 300	38 700	52,2	121,2	33 900					72,0
76,0	42,8	114,2		35 300	48,2	117,7	30 800	53,1	119,8	26 400		76,0
80,0	38,1	109,3		32 200	44,0	113,7	28 000	49,2	116,5	23 800		80,0
84,0	32,8	103,5		29 400	39,5	109,1	25 400	45,1	112,6	21 500		84,0
88,0	26,6	96,2		26 900	34,4	103,6	23 100	40,6	108,1	19 400		88,0
92,0	18,5	86,1		24 500	28,5	96,8	20 900	35,7	102,9	17 400		92,0
96,0					21,1	87,7	18 900	30,1	96,4	15 600		96,0
100,0					8,8	71,6	16 900	23,2	88,1	13 900		100,0
104,0								13,0	75,1	12 200		104,0

# MLC650 VPC-MAX S-1

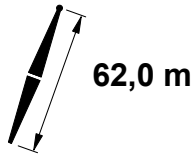
ASME B30.5



m	85°				83°				80°				m
	°	m	kg	kg	°	m	kg	kg	°	m	kg	kg	
32,0	74,1	144,4	75 500	75 500									32,0
34,0	72,6	143,8	75 200	75 200									34,0
36,0	71,2	143,1	74 900	74 900									36,0
38,0	69,7	142,3	74 600	74 600	71,3	142,9	70 200	74 400					38,0
40,0	68,2	141,5	69 900	74 200	69,8	142,1	64 900	74 300					40,0
42,0	66,7	140,6	64 900	73 700	68,3	141,3	60 200	74 200					42,0
44,0	65,2	139,7	60 400	73 300	66,8	140,5	55 800	74 000					44,0
46,0	63,6	138,7	56 200	72 800	65,3	139,5	51 900	73 700	67,7	140,5	45 400	72 300	46,0
48,0	62,1	137,6	52 500	72 300	63,7	138,5	48 300	73 400	66,2	139,6	42 100	72 300	48,0
50,0	60,5	136,5	49 000	71 700	62,2	137,5	45 000	73 100	64,7	138,6	39 100	72 300	50,0
52,0	58,9	135,3	45 800	71 000	60,6	136,3	42 000	72 500	63,1	137,6	36 300	69 500	52,0
54,0	57,2	134,0	42 800	68 600	59,0	135,1	39 200	70 000	61,6	136,5	33 700	65 900	54,0
56,0	55,5	132,6	40 100	66 200	57,3	133,8	36 500	66 500	60,0	135,3	31 300	62 600	56,0
58,0	53,8	131,2	37 500	63 700	55,7	132,5	34 100	63 200	58,3	134,1	29 000	59 500	58,0
60,0	52,1	129,6	35 100	61 300	54,0	131,0	31 800	60 200	56,7	132,8	27 000	56 600	60,0
62,0	50,3	127,9	32 900	58 900	52,2	129,5	29 700	57 400	55,0	131,4	25 000	53 900	62,0
64,0	48,4	126,2	30 800	56 600	50,4	127,8	27 700	54 800	53,3	129,9	23 200	51 400	64,0
66,0	46,5	124,3	28 800	54 400	48,6	126,0	25 900	52 300	51,5	128,3	21 500	49 000	66,0
68,0	44,6	122,2	27 000	52 100	46,7	124,1	24 100	50 000	49,7	126,6	19 800	46 800	68,0
72,0	40,4	117,7	23 600	47 800	42,7	120,0	20 900	45 700	45,9	122,8	16 800	42 700	72,0
76,0	35,8	112,4	20 500	43 800	38,3	115,1	18 000	41 900	41,9	118,5	14 200	39 100	76,0
80,0	30,7	106,1	17 700	40 300	33,5	109,4	15 300	38 500	37,4	113,6	11 700	35 800	80,0
84,0	24,5	98,1	15 100	37 100	28,0	102,4	12 900	35 400	32,5	107,6		32 900	84,0
88,0	16,2	86,8	12 700	34 100	21,1	93,3	10 600	32 500	26,8	100,3		30 100	88,0
92,0					10,2	78,0		29 800	19,4	90,5		27 600	92,0
96,0									5,7	71,1		25 200	96,0
100,0													100,0
104,0													104,0
108,0													108,0

# MLC650 VPC-MAX S-1

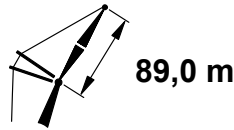
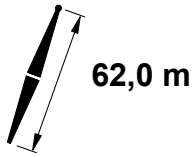
ASME B30.5



m	75°				70°			65°			m
	°	m	kg	kg	°	m	kg	°	m	kg	
32,0											32,0
34,0											34,0
36,0											36,0
38,0											38,0
40,0											40,0
42,0											42,0
44,0											44,0
46,0											46,0
48,0											48,0
50,0											50,0
52,0											52,0
54,0											54,0
56,0	64,1	137,0	22 700	56 100							56,0
58,0	62,6	135,9	20 700	53 200							58,0
60,0	61,0	134,8	18 900	50 600							60,0
62,0	59,4	133,6	17 300	48 100							62,0
64,0	57,7	132,4	15 700	45 800							64,0
66,0	56,1	131,0	14 200	43 600							66,0
68,0	54,4	129,6	12 800	41 500	58,7	131,4	36 400				68,0
72,0	50,9	126,4	10 200	37 800	55,4	128,7	32 900				72,0
76,0	47,1	122,8		34 400	51,9	125,7	29 800				76,0
80,0	43,2	118,7		31 400	48,2	122,2	27 100	52,7	124,3	22 900	80,0
84,0	38,9	114,0		28 700	44,3	118,2	24 500	49,1	120,9	20 600	84,0
88,0	34,2	108,4		26 200	40,2	113,7	22 200	45,3	117,1	18 500	88,0
92,0	28,7	101,6		23 900	35,6	108,4	20 100	41,2	112,7	16 500	92,0
96,0	22,0	92,8		21 700	30,4	102,0	18 200	36,7	107,6	14 800	96,0
100,0	12,1	79,0		19 700	24,1	93,9	16 400	31,7	101,5	13 100	100,0
104,0					15,6	82,2	14 700	25,8	93,9	11 500	104,0
108,0								18,1	83,5	9 800	108,0

# MLC650 VPC-MAX S-1

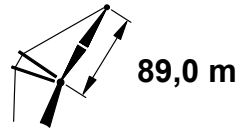
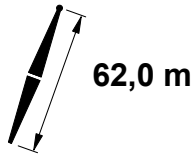
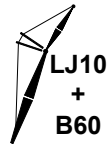
ASME B30.5



		85°				83°				80°					
		11,8 m		18,3 m		11,8 m		18,3 m		11,8 m		18,3 m			
		kg		kg		kg		kg		kg		kg			
m	°	m	kg	kg	°	m	kg	kg	°	m	kg	kg	m		
33,5	74,2	150,2	64 600	64 600											33,5
34,0	73,8	150,1	64 600	64 600											34,0
36,0	72,5	149,4	64 300	64 300											36,0
38,0	71,1	148,7	64 000	64 000											38,0
40,0	69,7	148,0	63 600	63 600	71,2	148,5	62 800	63 500							40,0
42,0	68,4	147,2	62 400	63 200	69,8	147,8	58 400	63 300							42,0
44,0	67,0	146,3	58 700	62 800	68,5	147,0	54 100	63 100							44,0
46,0	65,5	145,4	54 600	62 400	67,1	146,1	50 100	62 800	69,3	146,9	43 600	61 400			46,0
48,0	64,1	144,4	50 800	61 900	65,6	145,2	46 600	62 500	67,9	146,1	40 300	61 400			48,0
50,0	62,7	143,4	47 300	61 400	64,2	144,3	43 300	62 200	66,5	145,3	37 300	61 400			50,0
52,0	61,2	142,3	44 100	60 900	62,8	143,2	40 200	61 900	65,1	144,3	34 500	61 300			52,0
54,0	59,7	141,1	41 200	60 400	61,3	142,1	37 400	61 500	63,6	143,3	31 900	61 200			54,0
56,0	58,2	139,9	38 400	59 900	59,8	140,9	34 800	61 100	62,2	142,3	29 500	60 700			56,0
58,0	56,6	138,5	35 900	59 100	58,3	139,7	32 400	60 700	60,7	141,1	27 300	58 000			58,0
60,0	55,1	137,1	33 500	57 100	56,7	138,4	30 200	58 900	59,2	139,9	25 200	55 200			60,0
62,0	53,5	135,7	31 300	55 200	55,2	137,0	28 000	56 100	57,7	138,7	23 200	52 500			62,0
64,0	51,8	134,1	29 200	53 200	53,6	135,5	26 100	53 400	56,1	137,3	21 400	50 000			64,0
66,0	50,1	132,4	27 200	51 300	51,9	133,9	24 200	51 000	54,6	135,9	19 700	47 600			66,0
68,0	48,4	130,6	25 400	49 500	50,3	132,3	22 500	48 700	52,9	134,4	18 100	45 400			68,0
72,0	44,8	126,7	22 000	45 900	46,8	128,6	19 200	44 400	49,6	131,1	15 100	41 400			72,0
76,0	41,0	122,3	18 900	42 600	43,1	124,5	16 300	40 700	46,1	127,3	12 500	37 800			76,0
80,0	36,8	117,2	16 200	39 100	39,1	119,8	13 700	37 300	42,3	123,1	10 100	34 500			80,0
84,0	32,1	111,2	13 700	35 900	34,7	114,3	11 400	34 200	38,3	118,2		31 600			84,0
88,0	26,7	103,8	11 400	33 000	29,8	107,7		31 400	33,8	112,5		28 900			88,0
92,0	20,0	94,2		30 300	23,9	99,5		28 800	28,7	105,7		26 400			92,0
96,0	9,1	77,8		26 700	16,0	87,9		26 400	22,5	97,0		24 100			96,0
100,0									13,9	84,2		22 000			100,0
104,0															104,0
108,0															108,0

# MLC650 VPC-MAX S-1

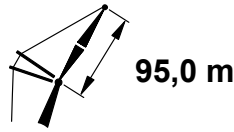
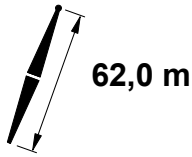
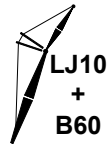
ASME B30.5



m	75°				70°			65°			m
	°	m	kg	kg	°	m	kg	°	m	kg	
33,5											33,5
34,0											34,0
36,0											36,0
38,0											38,0
40,0											40,0
42,0											42,0
44,0											44,0
46,0											46,0
48,0											48,0
50,0											50,0
52,0											52,0
54,0											54,0
56,0											56,0
58,0	64,6	142,7	18 800	51 700							58,0
60,0	63,1	141,7	17 000	49 100							60,0
62,0	61,7	140,6	15 300	46 600							62,0
64,0	60,2	139,4	13 800	44 300							64,0
66,0	58,7	138,2	12 300	42 100							66,0
68,0	57,1	136,9	10 900	40 100							68,0
72,0	54,0	134,1		36 300	58,0	136,0	31 400				72,0
76,0	50,7	130,9		33 000	54,9	133,2	28 400				76,0
80,0	47,2	127,3		30 000	51,6	130,1	25 600				80,0
84,0	43,5	123,2		27 300	48,2	126,7	23 100	52,4	128,8	19 000	84,0
88,0	39,6	118,6		24 800	44,6	122,8	20 800	49,1	125,4	17 000	88,0
92,0	35,3	113,2		22 600	40,8	118,3	18 800	45,5	121,6	15 100	92,0
96,0	30,4	106,8		20 500	36,6	113,1	16 800	41,7	117,3	13 200	96,0
100,0	24,7	98,8		18 500	31,9	107,0	15 100	37,6	112,3	11 300	100,0
104,0	17,1	87,9		16 700	26,4	99,6	13 400	33,1	106,5	9 600	104,0
108,0					19,6	89,8	11 900				108,0

# MLC650 VPC-MAX S-1

ASME B30.5

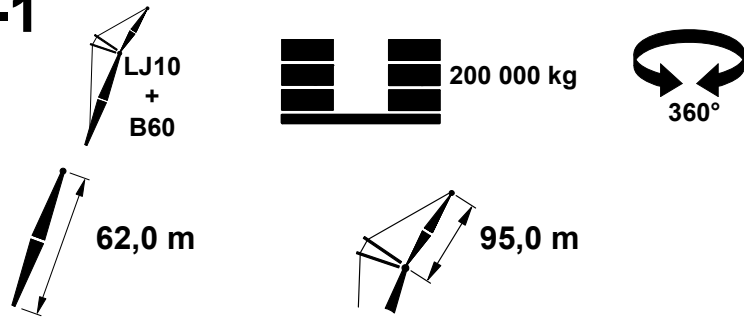


85°					83°				80°				
m	°	m	kg	kg	°	m	kg	kg	°	m	kg	kg	m
35,1	74,2	156,0	56 000	56 000									35,1
36,0	73,6	155,7	55 800	55 800									36,0
38,0	72,4	155,1	55 400	55 400									38,0
40,0	71,1	154,4	55 100	55 100	72,5	154,9	54 900	54 900					40,0
42,0	69,8	153,7	54 800	54 800	71,2	154,2	54 700	54 700					42,0
44,0	68,5	152,9	54 400	54 400	69,9	153,4	52 900	54 500					44,0
46,0	67,2	152,0	53 500	54 000	68,6	152,7	49 100	54 200					46,0
48,0	65,9	151,1	49 800	53 600	67,3	151,8	45 600	54 000	69,4	152,6	39 200	52 800	48,0
50,0	64,5	150,1	46 400	53 200	66,0	150,9	42 300	53 700	68,1	151,8	36 100	52 700	50,0
52,0	63,2	149,1	43 200	52 700	64,6	150,0	39 200	53 300	66,8	150,9	33 400	52 600	52,0
54,0	61,8	148,1	40 200	52 300	63,3	148,9	36 400	53 000	65,4	150,0	30 800	52 500	54,0
56,0	60,4	146,9	37 500	51 800	61,9	147,9	33 900	52 700	64,1	149,0	28 400	52 400	56,0
58,0	59,0	145,7	35 000	51 400	60,5	146,7	31 400	52 300	62,7	148,0	26 200	52 200	58,0
60,0	57,6	144,4	32 600	50 900	59,1	145,5	29 200	52 000	61,4	146,9	24 100	52 000	60,0
62,0	56,1	143,1	30 400	50 500	57,7	144,3	27 100	51 600	60,0	145,7	22 200	51 300	62,0
64,0	54,6	141,7	28 300	49 500	56,2	142,9	25 100	51 200	58,6	144,5	20 400	49 100	64,0
66,0	53,1	140,2	26 300	47 900	54,8	141,5	23 300	50 200	57,1	143,2	18 700	46 800	66,0
68,0	51,6	138,6	24 500	46 300	53,2	140,0	21 500	47 900	55,7	141,8	17 100	44 600	68,0
72,0	48,4	135,1	21 100	43 200	50,1	136,8	18 300	43 700	52,6	138,9	14 100	40 600	72,0
76,0	45,0	131,2	18 100	40 200	46,9	133,1	15 500	39 900	49,5	135,5	11 500	37 000	76,0
80,0	41,5	126,9	15 400	37 500	43,4	129,0	12 900	36 500	46,2	131,8		33 800	80,0
84,0	37,6	121,9	12 900	34 900	39,7	124,4	10 500	33 500	42,7	127,6		30 800	84,0
88,0	33,4	116,1	10 600	32 400	35,7	119,1		30 700	39,0	122,9		28 200	88,0
92,0	28,6	109,2		29 700	31,2	112,8		28 100	34,9	117,4		25 700	92,0
96,0	22,8	100,6		27 300	26,1	105,2		25 800	30,3	110,9		23 500	96,0
100,0	15,1	88,4		25 000	19,6	95,4		23 600	24,9	103,0		21 400	100,0
104,0									18,1	92,4		19 500	104,0
108,0									5,3	71,7		17 500	108,0
112,0													112,0



# MLC650 VPC-MAX S-1

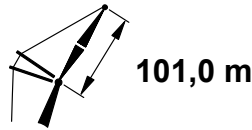
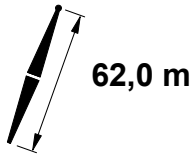
ASME B30.5



	75°			70°			65°			
	m	°	m	kg	m	kg	m	kg	m	m
35,1										35,1
36,0										36,0
38,0										38,0
40,0										40,0
42,0										42,0
44,0										44,0
46,0										46,0
48,0										48,0
50,0										50,0
52,0										52,0
54,0										54,0
56,0										56,0
58,0										58,0
60,0										60,0
62,0	63,6	147,4	45 600							62,0
64,0	62,2	146,4	43 300							64,0
66,0	60,9	145,2	41 200							66,0
68,0	59,5	144,0	39 200							68,0
72,0	56,6	141,5	35 500							72,0
76,0	53,6	138,6	32 100	57,4	140,5	27 400				76,0
80,0	50,5	135,4	29 200	54,5	137,7	24 700				80,0
84,0	47,3	131,8	26 500	51,4	134,6	22 200				84,0
88,0	43,9	127,8	24 000	48,2	131,2	20 000	52,2	133,3	16 000	88,0
92,0	40,2	123,2	21 800	44,9	127,3	17 900	49,0	129,9	13 900	92,0
96,0	36,2	118,0	19 700	41,3	122,9	16 000	45,7	126,1	11 900	96,0
100,0	31,8	111,8	17 800	37,4	117,8	14 300	42,2	121,8	10 100	100,0
104,0	26,8	104,5	16 000	33,1	112,0	12 600				104,0
108,0	20,5	95,0	14 400	28,3	105,0	10 900				108,0
112,0	11,3	80,1	12 800							112,0

# MLC650 VPC-MAX S-1

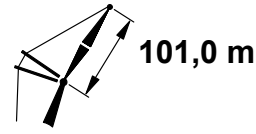
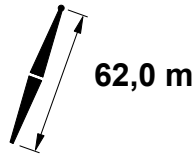
ASME B30.5



		85°				83°				80°				
		11,8 m		18,3 m		11,8 m		18,3 m		11,8 m		18,3 m		
m	°	m	kg	kg	°	m	kg	kg	°	m	kg	kg	m	
36,6	74,3	161,8	48 100	48 100									36,6	
38,0	73,4	161,4	47 900	47 900									38,0	
40,0	72,2	160,7	47 500	47 500									40,0	
42,0	71,0	160,1	47 200	47 200	72,3	160,5	47 000	47 000					42,0	
44,0	69,8	159,3	46 800	46 800	71,1	159,8	46 800	46 800					44,0	
46,0	68,6	158,5	46 500	46 500	69,9	159,1	46 300	46 500					46,0	
48,0	67,4	157,7	46 100	46 100	68,7	158,3	43 900	46 300					48,0	
50,0	66,1	156,8	44 600	45 700	67,5	157,5	40 600	46 000					50,0	
52,0	64,9	155,9	41 600	45 300	66,2	156,6	37 600	45 700	68,2	157,5	31 600	44 900	52,0	
54,0	63,6	154,9	38 600	44 900	65,0	155,7	34 800	45 400	67,0	156,6	29 000	44 700	54,0	
56,0	62,3	153,8	35 900	44 500	63,7	154,7	32 200	45 000	65,7	155,7	26 600	44 600	56,0	
58,0	61,0	152,7	33 400	44 100	62,4	153,6	29 800	44 700	64,5	154,7	24 400	44 400	58,0	
60,0	59,7	151,5	31 000	43 600	61,1	152,5	27 500	44 400	63,2	153,7	22 400	44 200	60,0	
62,0	58,4	150,3	28 800	43 200	59,8	151,3	25 400	44 000	61,9	152,7	20 500	44 000	62,0	
64,0	57,0	149,0	26 700	42 800	58,5	150,1	23 500	43 700	60,6	151,5	18 700	43 800	64,0	
66,0	55,7	147,6	24 800	42 400	57,1	148,8	21 600	43 300	59,3	150,3	17 000	43 600	66,0	
68,0	54,3	146,2	22 900	42 000	55,8	147,5	19 900	43 000	58,0	149,1	15 400	42 900	68,0	
72,0	51,4	143,0	19 600	39 900	53,0	144,5	16 700	42 100	55,2	146,4	12 500	39 300	72,0	
76,0	48,4	139,6	16 600	37 300	50,0	141,2	13 900	38 700	52,4	143,4	9 800	35 700	76,0	
80,0	45,2	135,7	13 900	34 900	47,0	137,6	11 300	35 300	49,4	140,0		32 500	80,0	
84,0	41,9	131,4	11 400	32 600	43,7	133,5		32 300	46,3	136,3		29 600	84,0	
88,0	38,3	126,5		30 500	40,3	129,0		29 500	43,1	132,2		26 900	88,0	
92,0	34,4	120,9		28 500	36,6	123,8		26 900	39,6	127,5		24 500	92,0	
96,0	30,1	114,4		26 200	32,5	117,8		24 600	35,8	122,2		22 300	96,0	
100,0	25,0	106,5		24 000	27,9	110,7		22 500	31,6	116,0		20 200	100,0	
104,0	18,7	96,1		21 900	22,4	101,9		20 500	26,9	108,6		18 300	104,0	
108,0	8,6	78,7		17 100	15,0	89,5		18 600	21,1	99,3		16 500	108,0	
112,0									13,0	85,6		14 800	112,0	
116,0													116,0	

# MLC650 VPC-MAX S-1

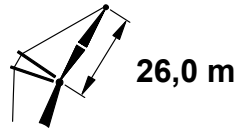
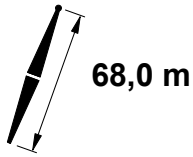
ASME B30.5



m	75°			70°			m
	m	m	kg	m	kg	m	
36,6							36,6
38,0							38,0
40,0							40,0
42,0							42,0
44,0							44,0
46,0							46,0
48,0							48,0
50,0							50,0
52,0							52,0
54,0							54,0
56,0							56,0
58,0							58,0
60,0							60,0
62,0							62,0
64,0	64,0	153,1	41 000				64,0
66,0	62,8	152,1	39 700				66,0
68,0	61,5	151,0	37 700				68,0
72,0	58,8	148,6	34 000				72,0
76,0	56,1	146,0	30 700				76,0
80,0	53,3	143,1	27 800	56,9	145,1	23 200	80,0
84,0	50,4	139,9	25 100	54,1	142,2	20 800	84,0
88,0	47,3	136,3	22 700	51,2	139,1	18 500	88,0
92,0	44,1	132,3	20 500	48,2	135,6	16 500	92,0
96,0	40,7	127,8	18 400	45,1	131,8	14 600	96,0
100,0	37,0	122,7	16 500	41,7	127,4	12 700	100,0
104,0	33,0	116,8	14 800	38,1	122,5	10 800	104,0
108,0	28,5	109,9	13 200	34,2	116,9	9 100	108,0
112,0	23,1	101,3	11 600				112,0
116,0	16,1	89,6	10 000				116,0

# MLC650 VPC-MAX S-1

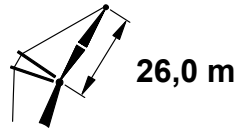
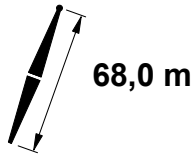
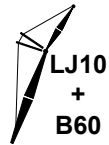
ASME B30.5



m	85°				83°				80°				m
	°	m	kg	kg	°	m	kg	kg	°	m	kg	kg	
16,8	74,3	95,6	220 500 d	269 500 d									16,8
18,0	71,4	95,2	202 800 c	263 200 c									18,0
20,0	66,6	94,3	178 600 c	252 900 c	72,3	95,0	169 300 c	266 500 c					20,0
22,0	61,6	93,2	159 300 c	235 200 c	67,5	94,2	151 000 c	239 100 c					22,0
24,0	56,3	91,8	143 200 b	213 500 b	62,5	93,1	135 700 b	215 000 b					24,0
26,0	50,6	90,2	129 600	196 000	57,3	91,8	122 800 b	194 900 b	66,3	93,3	112 500 c	186 800 c	26,0
28,0	44,3	88,1	118 200	182 000	51,6	90,2	111 900 b	178 300 b	61,3	92,2	102 500 b	170 900 b	28,0
30,0	37,1	85,5	108 200	168 600	45,5	88,2	102 500	164 000	55,9	90,9	93 800 b	157 200 b	30,0
32,0	28,1	82,0	99 300	155 700	38,5	85,8	94 100	151 500	50,2	89,2	86 100	145 200	32,0
34,0					30,0	82,5	86 800	140 700	43,9	87,1	79 500	134 900	34,0
36,0					17,5	77,2	79 800	131 000	36,6	84,5	73 400	125 700	36,0
38,0									27,5	80,9	67 900	117 500	38,0
40,0													40,0
42,0													42,0
44,0													44,0
46,0													46,0
48,0													48,0
50,0													50,0
52,0													52,0
54,0													54,0
56,0													56,0

# MLC650 VPC-MAX S-1

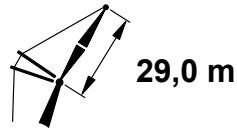
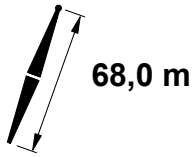
ASME B30.5



m	75°				70°				65°				m
	°	m	kg	kg	°	m	kg	kg	°	m	kg	kg	
16,8													16,8
18,0													18,0
20,0													20,0
22,0													22,0
24,0													24,0
26,0													26,0
28,0													28,0
30,0													30,0
32,0													32,0
34,0	60,7	90,7	67 000 b	125 200 b									34,0
36,0	55,4	89,3	61 800 b	116 700 b									36,0
38,0	49,6	87,6	57 200	109 100									38,0
40,0	43,2	85,5	53 000	102 300									40,0
42,0	35,7	82,8	49 100	96 200	54,4	87,2	39 600	88 800					42,0
44,0	26,4	79,1	45 500	90 600	48,5	85,4	36 600	83 600					44,0
46,0					41,9	83,2	33 900	79 000	52,8	84,4	23 300	68 500	46,0
48,0					34,3	80,4	31 300	74 700	46,8	82,5	21 300	64 800	48,0
50,0					24,4	76,3	28 800	70 600	40,0	80,2	19 500	61 500	50,0
52,0									31,9	77,1	17 700	58 300	52,0
54,0									20,8	72,5	15 900	55 300	54,0
56,0													56,0

# MLC650 VPC-MAX S-1

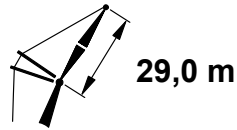
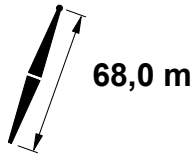
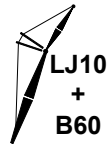
ASME B30.5



		85°				83°				80°					
		11,8 m		18,3 m		11,8 m		18,3 m		11,8 m		18,3 m			
		kg		kg		kg		kg		kg		kg			
m	°	m	kg	kg	°	m	kg	kg	°	m	kg	kg	m		
18,3	72,8	98,2	197 500 c	249 300 c											18,3
20,0	69,2	97,6	177 400 c	241 800 c											20,0
22,0	64,8	96,6	158 200 b	230 600 b	70,0	97,4	149 700 c	237 700 c							22,0
24,0	60,2	95,4	142 200 b	212 100 b	65,6	96,5	134 400 b	213 700 b							24,0
26,0	55,4	94,0	128 700	194 000	61,1	95,4	121 600 b	193 700 b	68,9	96,6	111 100 b	185 500 b			26,0
28,0	50,3	92,4	117 300	179 500	56,3	94,0	110 900 b	177 200 b	64,5	95,7	101 200 b	169 600 b			28,0
30,0	44,7	90,4	107 400	167 200	51,2	92,4	101 500	163 000	60,0	94,5	92 500 b	156 000 b			30,0
32,0	38,4	87,9	98 700	154 900	45,7	90,5	93 200	150 600	55,1	93,1	85 000	144 100			32,0
34,0	30,9	84,7	91 100	143 900	39,6	88,1	86 000	139 900	50,0	91,4	78 400	133 900			34,0
36,0	20,9	80,0	84 000	134 100	32,4	85,0	79 500	130 400	44,3	89,4	72 400	124 800			36,0
38,0					23,1	80,8	73 600	121 900	38,0	86,9	67 100	116 700			38,0
40,0									30,4	83,6	62 200	109 400			40,0
42,0									20,2	78,8	57 600	102 800			42,0
44,0															44,0
46,0															46,0
48,0															48,0
50,0															50,0
52,0															52,0
54,0															54,0
56,0															56,0
58,0															58,0

# MLC650 VPC-MAX S-1

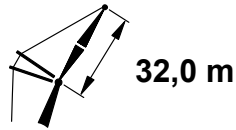
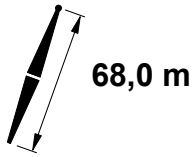
ASME B30.5



m	75°				70°				65°				m
	°	m	kg	kg	°	m	kg	kg	°	m	kg	kg	
18,3													18,3
20,0													20,0
22,0													22,0
24,0													24,0
26,0													26,0
28,0													28,0
30,0													30,0
32,0													32,0
34,0													34,0
36,0	59,5	93,0	60 400	115 500									36,0
38,0	54,6	91,6	55 900	107 900									38,0
40,0	49,4	89,8	51 800	101 300									40,0
42,0	43,7	87,8	48 000	95 200									42,0
44,0	37,3	85,2	44 600	89 700	53,7	89,4	35 200	82 500					44,0
46,0	29,5	81,8	41 300	84 700	48,4	87,6	32 500	77 900					46,0
48,0	18,7	76,7	38 200	80 000	42,6	85,5	30 100	73 700					48,0
50,0					36,0	82,8	27 800	69 700	46,9	84,7	18 100	60 400	50,0
52,0					27,9	79,2	25 600	66 100	40,9	82,5	16 500	57 300	52,0
54,0									34,0	79,6	14 900	54 400	54,0
56,0									25,3	75,7	13 300	51 700	56,0
58,0													58,0

# MLC650 VPC-MAX S-1

ASME B30.5

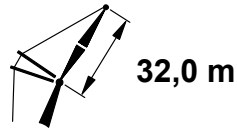
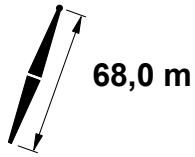
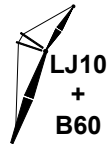


		85°				83°				80°					
		11,8 m		18,3 m		11,8 m		18,3 m		11,8 m		18,3 m			
		kg		kg		kg		kg		kg		kg			
m	°	m	kg	kg	°	m	kg	kg	°	m	kg	kg	m	°	m
18,3	74,5	101,4	212 500 c	230 900 c											18,3
20,0	71,3	100,8	191 000 c	229 800 c											20,0
22,0	67,4	100,0	170 400 b	224 000 b											22,0
24,0	63,3	98,9	153 300 b	210 300 b	68,1	99,8	145 400 b	212 800 b							24,0
26,0	59,2	97,7	138 900	192 500	64,1	98,9	131 700 b	192 900 b							26,0
28,0	54,8	96,3	126 800	177 500	59,9	97,7	120 200 b	176 500 b	67,1	99,0	110 300 b	168 800 b			28,0
30,0	50,1	94,6	116 300	165 000	55,6	96,3	110 200	162 300	63,1	98,0	101 000 b	155 200 b			30,0
32,0	45,1	92,6	107 000	154 400	51,0	94,7	101 400	150 000	58,9	96,8	92 900	143 400			32,0
34,0	39,5	90,2	99 000	143 500	46,0	92,7	93 700	139 400	54,5	95,4	85 800	133 300			34,0
36,0	33,0	87,3	91 800	133 800	40,5	90,4	86 900	130 000	49,8	93,7	79 500	124 200			36,0
38,0	25,1	83,3	85 200	125 100	34,3	87,6	80 700	121 600	44,8	91,7	73 800	116 200			38,0
40,0					26,7	83,8	75 100	114 000	39,1	89,2	68 700	109 000			40,0
42,0					15,5	77,9	69 700	107 100	32,6	86,2	64 000	102 500			42,0
44,0									24,5	82,1	59 700	96 600			44,0
46,0															46,0
48,0															48,0
50,0															50,0
52,0															52,0
54,0															54,0
56,0															56,0
58,0															58,0
60,0															60,0
62,0															62,0



# MLC650 VPC-MAX S-1

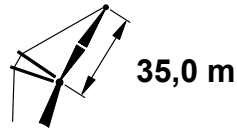
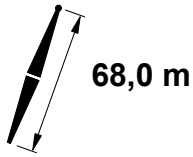
ASME B30.5



m	75°				70°				65°				m
	m	m	kg	kg	m	m	kg	kg	m	m	kg	kg	
18,3													18,3
20,0													20,0
22,0													22,0
24,0													24,0
26,0													26,0
28,0													28,0
30,0													30,0
32,0													32,0
34,0													34,0
36,0	62,7	96,5	67 200	114 700									36,0
38,0	58,5	95,3	62 300	107 300									38,0
40,0	54,0	93,8	57 800	100 600									40,0
42,0	49,3	92,1	53 800	94 600									42,0
44,0	44,2	90,0	50 200	89 200									44,0
46,0	38,5	87,6	46 800	84 200	53,2	91,7	37 600	77 200					46,0
48,0	31,9	84,5	43 600	79 700	48,4	89,9	35 000	73 100					48,0
50,0	23,5	80,2	40 600	75 400	43,2	87,8	32 500	69 200					50,0
52,0					37,4	85,2	30 200	65 600	52,0	88,9	22 500	59 700	52,0
54,0					30,6	82,0	28 000	62 300	47,1	87,0	20 700	56 700	54,0
56,0					21,7	77,4	25 900	59 200	41,7	84,8	19 000	53 900	56,0
58,0									35,7	82,1	17 400	51 200	58,0
60,0									28,5	78,5	15 800	48 700	60,0
62,0									18,5	73,4	14 200	46 300	62,0

# MLC650 VPC-MAX S-1

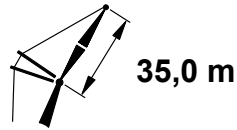
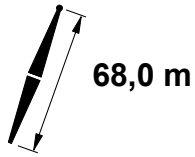
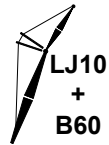
ASME B30.5



m	85°				83°				80°				m
	°	m	kg	kg	°	m	kg	kg	°	m	kg	kg	
19,8	73,3	104,1	191 800 b	213 300 b									19,8
20,0	72,9	104,0	189 800 b	213 200 b									20,0
22,0	69,4	103,2	169 300 b	211 600 b									22,0
24,0	65,8	102,3	152 200 b	206 800 b	70,1	103,1	144 100 b	209 000 b					24,0
26,0	62,1	101,2	137 800	191 800	66,5	102,2	130 500 b	191 700 b					26,0
28,0	58,2	100,0	125 700	176 600	62,8	101,2	119 000	175 300					28,0
30,0	54,2	98,5	115 300	163 600	59,0	99,9	109 000	161 200	65,6	101,4	99 700	154 000	30,0
32,0	49,9	96,8	106 100	152 700	55,0	98,5	100 300	148 900	61,9	100,3	91 600	142 200	32,0
34,0	45,3	94,9	98 100	142 600	50,7	96,9	92 700	138 400	58,0	99,0	84 600	132 100	34,0
36,0	40,3	92,5	90 900	133 000	46,2	95,0	85 900	129 000	54,0	97,6	78 300	123 200	36,0
38,0	34,6	89,7	84 500	124 300	41,2	92,7	79 800	120 700	49,7	95,9	72 700	115 200	38,0
40,0	27,9	86,1	78 700	116 700	35,7	90,0	74 300	113 200	45,0	93,9	67 600	108 100	40,0
42,0	18,8	80,9	73 200	109 700	29,2	86,6	69 300	106 500	40,0	91,5	63 000	101 600	42,0
44,0					20,8	81,8	64 600	100 300	34,3	88,7	58 800	95 800	44,0
46,0									27,4	85,0	54 900	90 500	46,0
48,0									18,1	79,7	51 200	85 500	48,0
50,0													50,0
52,0													52,0
54,0													54,0
56,0													56,0
58,0													58,0
60,0													60,0
62,0													62,0
64,0													64,0

# MLC650 VPC-MAX S-1

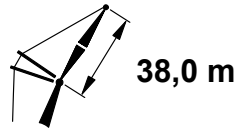
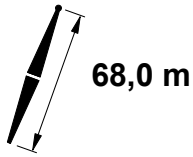
ASME B30.5



m	75°				70°				65°				m
	°	m	kg	kg	°	m	kg	kg	°	m	kg	kg	
19,8													19,8
20,0													20,0
22,0													22,0
24,0													24,0
26,0													26,0
28,0													28,0
30,0													30,0
32,0													32,0
34,0													34,0
36,0													36,0
38,0	61,5	98,8	60 800	106 100									38,0
40,0	57,6	97,5	56 500	99 500									40,0
42,0	53,5	96,0	52 500	93 500									42,0
44,0	49,2	94,3	48 900	88 100									44,0
46,0	44,5	92,3	45 600	83 200	56,9	95,4	36 200	76 100					46,0
48,0	39,4	89,9	42 500	78 700	52,8	93,9	33 600	71 900					48,0
50,0	33,6	87,0	39 600	74 600	48,4	92,1	31 200	68 100					50,0
52,0	26,6	83,2	36 900	70 700	43,7	90,0	28 900	64 600					52,0
54,0	16,8	77,5	34 200	67 100	38,4	87,5	26 800	61 300	51,6	91,1	19 200	55 500	54,0
56,0					32,5	84,5	24 900	58 300	47,2	89,2	17 600	52 800	56,0
58,0					25,2	80,5	22 900	55 400	42,3	87,0	16 100	50 200	58,0
60,0									36,9	84,4	14 600	47 700	60,0
62,0									30,7	81,2	13 200	45 400	62,0
64,0									22,8	76,8	11 800	43 200	64,0

# MLC650 VPC-MAX S-1

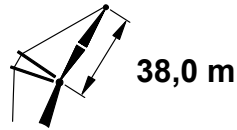
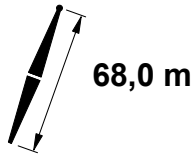
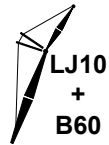
ASME B30.5



m	85°				83°				80°				m
	°	m	kg	kg	°	m	kg	kg	°	m	kg	kg	
19,8	74,6	107,2	191 900 b	198 400 b									19,8
20,0	74,3	107,2	189 800 b	198 400 b									20,0
22,0	71,1	106,5	169 300 b	197 700 b									22,0
24,0	67,9	105,6	152 300 b	195 900 b									24,0
26,0	64,5	104,7	137 900	191 300	68,5	105,5	130 500 b	191 400 b					26,0
28,0	61,1	103,6	125 900	176 000	65,1	104,6	119 100	175 100					28,0
30,0	57,5	102,3	115 500	162 900	61,7	103,5	109 100	161 100	67,7	104,7	99 700	153 800	30,0
32,0	53,8	100,8	106 300	151 600	58,2	102,2	100 400	148 800	64,3	103,8	91 600	142 100	32,0
34,0	49,8	99,1	98 400	142 100	54,4	100,8	92 900	138 300	60,9	102,6	84 700	132 000	34,0
36,0	45,6	97,1	91 300	133 000	50,5	99,1	86 100	129 000	57,3	101,3	78 400	123 100	36,0
38,0	41,0	94,9	84 900	124 400	46,4	97,2	80 100	120 700	53,5	99,8	72 800	115 100	38,0
40,0	35,9	92,2	79 200	116 800	41,9	95,0	74 600	113 300	49,6	98,1	67 800	108 100	40,0
42,0	30,1	88,8	73 900	109 900	36,9	92,4	69 700	106 600	45,3	96,2	63 300	101 700	42,0
44,0	22,8	84,4	69 100	103 700	31,2	89,2	65 200	100 600	40,7	93,9	59 100	95 900	44,0
46,0					24,3	85,1	61 000	95 000	35,6	91,1	55 300	90 600	46,0
48,0					14,0	78,6	56 800	89 900	29,7	87,8	51 800	85 800	48,0
50,0									22,3	83,3	48 400	81 300	50,0
52,0													52,0
54,0													54,0
56,0													56,0
58,0													58,0
60,0													60,0
62,0													62,0
64,0													64,0
66,0													66,0
68,0													68,0

# MLC650 VPC-MAX S-1

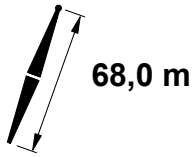
ASME B30.5



m	75°				70°				65°				m
	°	m	kg	kg	°	m	kg	kg	°	m	kg	kg	
19,8													19,8
20,0													20,0
22,0													22,0
24,0													24,0
26,0													26,0
28,0													28,0
30,0													30,0
32,0													32,0
34,0													34,0
36,0													36,0
38,0													38,0
40,0	60,5	101,1	56 500	99 400									40,0
42,0	56,9	99,8	52 600	93 500									42,0
44,0	53,1	98,3	49 000	88 100									44,0
46,0	49,1	96,6	45 700	83 200									46,0
48,0	44,9	94,6	42 700	78 800	56,2	97,7	33 600	71 900					48,0
50,0	40,2	92,2	39 900	74 700	52,4	96,1	31 300	68 100					50,0
52,0	35,1	89,4	37 300	70 900	48,4	94,4	29 100	64 600					52,0
54,0	29,0	86,0	34 800	67 400	44,1	92,3	27 000	61 400					54,0
56,0	21,4	81,3	32 400	64 100	39,4	89,9	25 100	58 400	51,4	93,3	17 700	52 800	56,0
58,0					34,1	87,0	23 300	55 600	47,3	91,5	16 200	50 200	58,0
60,0					27,8	83,4	21 500	53 000	42,9	89,3	14 800	47 800	60,0
62,0					19,7	78,4	19 800	50 400	38,0	86,8	13 400	45 600	62,0
64,0									32,5	83,8	12 100	43 400	64,0
66,0									25,9	79,9	10 800	41 400	66,0
68,0									16,8	74,2	9 500	39 400	68,0

# MLC650 VPC-MAX S-1

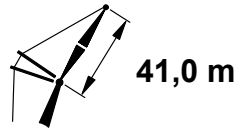
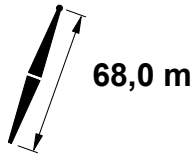
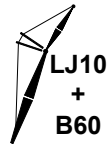
ASME B30.5



m	85°				83°				80°				m
	°	m	kg	kg	°	m	kg	kg	°	m	kg	kg	
21,3	73,6	109,9	174 300 b	184 200 b									21,3
22,0	72,6	109,7	168 200 b	184 000 b									22,0
24,0	69,6	108,9	151 100	183 000									24,0
26,0	66,5	108,0	136 800	181 200	70,1	108,8	129 300	184 400					26,0
28,0	63,4	107,0	124 800	174 900	67,1	107,9	117 900	173 900					28,0
30,0	60,2	105,8	114 400	161 700	64,0	106,9	107 900	159 900					30,0
32,0	56,8	104,5	105 200	150 300	60,8	105,8	99 300	147 800	66,4	107,1	90 300	140 900	32,0
34,0	53,3	103,0	97 300	140 800	57,4	104,5	91 700	137 300	63,2	106,1	83 400	130 900	34,0
36,0	49,7	101,3	90 300	132 000	54,0	103,0	85 000	128 000	60,0	104,9	77 200	122 000	36,0
38,0	45,8	99,4	83 900	123 500	50,3	101,4	79 000	119 700	56,6	103,6	71 600	114 100	38,0
40,0	41,6	97,1	78 300	116 000	46,5	99,5	73 600	112 400	53,1	102,1	66 600	107 000	40,0
42,0	37,0	94,5	73 100	109 200	42,4	97,3	68 700	105 800	49,5	100,4	62 100	100 700	42,0
44,0	31,8	91,4	68 400	102 900	37,8	94,7	64 300	99 700	45,5	98,4	58 000	94 900	44,0
46,0	25,6	87,4	64 000	97 300	32,8	91,7	60 200	94 300	41,3	96,1	54 300	89 700	46,0
48,0	17,2	81,8	59 900	92 100	26,8	87,9	56 400	89 200	36,7	93,5	50 800	84 900	48,0
50,0					19,0	82,7	52 800	84 600	31,5	90,3	47 600	80 500	50,0
52,0									25,2	86,3	44 500	76 400	52,0
54,0									16,6	80,5	41 600	72 600	54,0
56,0													56,0
58,0													58,0
60,0													60,0
62,0													62,0
64,0													64,0
66,0													66,0
68,0													68,0

# MLC650 VPC-MAX S-1

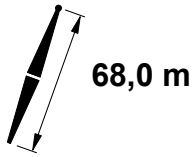
ASME B30.5



m	75°				70°				65°				m
	°	m	kg	kg	°	m	kg	kg	°	m	kg	kg	
21,3													21,3
22,0													22,0
24,0													24,0
26,0													26,0
28,0													28,0
30,0													30,0
32,0													32,0
34,0													34,0
36,0													36,0
38,0													38,0
40,0	62,9	104,6	55 100	98 200									40,0
42,0	59,6	103,4	51 200	92 400									42,0
44,0	56,3	102,1	47 600	87 000									44,0
46,0	52,7	100,5	44 400	82 200									46,0
48,0	49,0	98,8	41 400	77 800									48,0
50,0	45,1	96,8	38 700	73 700	55,7	99,9	29 800	67 000					50,0
52,0	40,9	94,5	36 100	69 900	52,1	98,4	27 700	63 500					52,0
54,0	36,2	91,8	33 700	66 500	48,4	96,6	25 700	60 300					54,0
56,0	30,8	88,6	31 500	63 200	44,4	94,6	23 800	57 400					56,0
58,0	24,4	84,4	29 300	60 200	40,1	92,2	22 000	54 600	51,1	95,6	14 700	49 100	58,0
60,0	15,4	78,3	27 100	57 300	35,3	89,4	20 300	52 000	47,3	93,7	13 300	46 700	60,0
62,0					29,8	86,0	18 700	49 600	43,3	91,6	12 000	44 500	62,0
64,0					23,1	81,7	17 200	47 300	38,8	89,1	10 800	42 400	64,0
66,0									33,9	86,2		40 400	66,0
68,0									28,2	82,6		38 600	68,0

# MLC650 VPC-MAX S-1

ASME B30.5

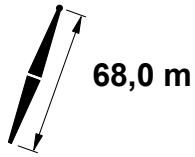
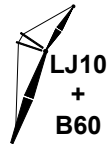


m	85°				83°				80°				m
	°	m	kg	kg	°	m	kg	kg	°	m	kg	kg	
21,3	74,7	113,0	170 800 b	170 800 b									21,3
22,0	73,8	112,8	165 800 b	170 800 b									22,0
24,0	71,1	112,1	150 300	170 400									24,0
26,0	68,3	111,3	136 000	169 300	71,6	112,0	128 400	171 500					26,0
28,0	65,4	110,4	124 000	167 500	68,8	111,2	117 000	169 400					28,0
30,0	62,4	109,3	113 600	161 000	65,9	110,3	107 100	159 100					30,0
32,0	59,4	108,1	104 500	150 000	63,0	109,3	98 400	146 900	68,1	110,4	89 400	140 000	32,0
34,0	56,3	106,8	96 600	140 300	60,0	108,1	90 900	136 500	65,2	109,5	82 500	130 000	34,0
36,0	53,0	105,3	89 600	131 300	56,8	106,8	84 300	127 300	62,3	108,4	76 300	121 200	36,0
38,0	49,6	103,6	83 300	122 800	53,6	105,3	78 300	119 000	59,2	107,2	70 800	113 300	38,0
40,0	46,0	101,6	77 600	115 300	50,2	103,6	72 900	111 700	56,1	105,9	65 800	106 300	40,0
42,0	42,1	99,4	72 500	108 500	46,6	101,7	68 100	105 100	52,8	104,3	61 400	100 000	42,0
44,0	37,9	96,9	67 800	102 300	42,8	99,6	63 600	99 100	49,4	102,6	57 300	94 200	44,0
46,0	33,2	93,9	63 600	96 700	38,7	97,1	59 600	93 700	45,8	100,7	53 500	89 000	46,0
48,0	27,8	90,3	59 600	91 600	34,1	94,2	55 800	88 700	41,9	98,5	50 100	84 300	48,0
50,0	21,0	85,5	55 900	86 900	28,9	90,7	52 400	84 100	37,6	95,9	46 900	79 900	50,0
52,0					22,4	86,2	49 100	79 900	32,9	92,9	44 000	75 900	52,0
54,0									27,5	89,2	41 200	72 200	54,0
56,0									20,6	84,3	38 600	68 600	56,0
58,0													58,0
60,0													60,0
62,0													62,0
64,0													64,0
66,0													66,0
68,0													68,0
72,0													72,0



# MLC650 VPC-MAX S-1

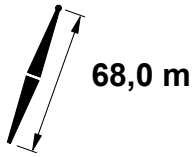
ASME B30.5



m	75°				70°				65°				m
	°	m	kg	kg	°	m	kg	kg	°	m	kg	kg	
21,3													21,3
22,0													22,0
24,0													24,0
26,0													26,0
28,0													28,0
30,0													30,0
32,0													32,0
34,0													34,0
36,0													36,0
38,0													38,0
40,0													40,0
42,0	61,9	106,9	50 300	91 500									42,0
44,0	58,9	105,7	46 700	86 200									44,0
46,0	55,7	104,3	43 500	81 400									46,0
48,0	52,5	102,8	40 600	77 000									48,0
50,0	49,0	101,0	37 900	73 000									50,0
52,0	45,4	99,1	35 300	69 300	55,2	102,2	26 700	62 800					52,0
54,0	41,4	96,8	33 000	65 800	51,9	100,6	24 800	59 600					54,0
56,0	37,2	94,2	30 800	62 600	48,4	98,8	22 900	56 700					56,0
58,0	32,4	91,1	28 700	59 600	44,7	96,8	21 200	53 900	54,3	99,4	13 700	48 300	58,0
60,0	26,8	87,4	26 700	56 800	40,7	94,5	19 500	51 400	50,9	97,8	12 400	46 000	60,0
62,0	19,7	82,3	24 800	54 200	36,4	91,8	18 000	49 000	47,4	96,0	11 100	43 800	62,0
64,0	6,4	72,3	22 700	51 500	31,5	88,7	16 500	46 700	43,6	93,9	9 900	41 700	64,0
66,0					25,7	84,7	15 100	44 600	39,6	91,5		39 800	66,0
68,0					18,2	79,3	13 600	42 500	35,1	88,7		37 900	68,0
72,0									23,9	81,1		34 500	72,0

# MLC650 VPC-MAX S-1

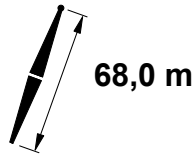
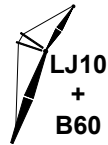
ASME B30.5



m	85°				83°				80°				m
	°	m	kg	kg	°	m	kg	kg	°	m	kg	kg	
22,9	73,8	115,7	158 200	159 000									22,9
24,0	72,3	115,3	149 100	158 900									24,0
26,0	69,7	114,6	134 800	158 300	72,8	115,2	127 100	159 000					26,0
28,0	67,1	113,7	122 900	157 100	70,2	114,4	115 800	159 000					28,0
30,0	64,3	112,7	112 500	155 300	67,5	113,6	105 900	156 100					30,0
32,0	61,6	111,6	103 400	149 000	64,8	112,6	97 300	145 900	69,6	113,6	88 000	138 800	32,0
34,0	58,7	110,4	95 600	139 200	62,1	111,6	89 800	135 500	66,9	112,8	81 200	128 900	34,0
36,0	55,8	109,0	88 500	130 300	59,2	110,4	83 100	126 300	64,2	111,8	75 000	120 100	36,0
38,0	52,7	107,5	82 200	121 900	56,3	109,0	77 100	118 000	61,4	110,7	69 500	112 200	38,0
40,0	49,5	105,8	76 600	114 400	53,3	107,5	71 800	110 700	58,5	109,5	64 600	105 300	40,0
42,0	46,1	103,9	71 600	107 700	50,1	105,8	67 000	104 200	55,6	108,1	60 100	99 000	42,0
44,0	42,5	101,7	66 900	101 500	46,7	104,0	62 600	98 200	52,5	106,6	56 100	93 300	44,0
46,0	38,6	99,2	62 700	95 900	43,2	101,8	58 600	92 800	49,3	104,8	52 400	88 100	46,0
48,0	34,4	96,4	58 800	90 900	39,4	99,4	54 900	87 900	45,9	102,9	49 000	83 400	48,0
50,0	29,5	92,9	55 200	86 200	35,2	96,6	51 500	83 300	42,3	100,7	45 900	79 000	50,0
52,0	23,8	88,6	51 800	81 800	30,5	93,3	48 300	79 100	38,4	98,2	43 000	75 000	52,0
54,0	15,9	82,6	48 500	77 800	24,9	89,2	45 300	75 200	34,1	95,3	40 200	71 300	54,0
56,0					17,6	83,6	42 400	71 600	29,2	91,8	37 700	67 900	56,0
58,0									23,4	87,5	35 300	64 600	58,0
60,0									15,4	81,2	32 900	61 600	60,0
62,0													62,0
64,0													64,0
66,0													66,0
68,0													68,0
72,0													72,0
76,0													76,0

# MLC650 VPC-MAX S-1

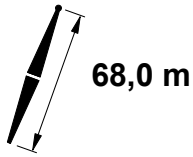
ASME B30.5



m	75°				70°				65°			
	°	m	kg	kg	°	m	kg	kg	°	m	kg	m
22,9												22,9
24,0												24,0
26,0												26,0
28,0												28,0
30,0												30,0
32,0												32,0
34,0												34,0
36,0												36,0
38,0												38,0
40,0												40,0
42,0												42,0
44,0	61,1	109,2	45 400	85 100								44,0
46,0	58,2	108,0	42 200	80 300								46,0
48,0	55,3	106,6	39 300	76 000								48,0
50,0	52,2	105,0	36 600	72 000								50,0
52,0	48,9	103,3	34 100	68 300	57,7	105,9	25 300	61 600				52,0
54,0	45,5	101,3	31 800	64 900	54,7	104,4	23 300	58 500				54,0
56,0	41,9	99,1	29 600	61 700	51,6	102,8	21 500	55 600				56,0
58,0	38,0	96,6	27 600	58 700	48,4	101,1	19 800	52 900				58,0
60,0	33,6	93,6	25 600	56 000	44,9	99,1	18 200	50 300	53,9	101,7	44 800	60,0
62,0	28,7	90,1	23 800	53 400	41,2	96,8	16 700	48 000	50,8	100,0	42 700	62,0
64,0	22,7	85,6	22 100	50 900	37,2	94,2	15 300	45 700	47,4	98,2	40 600	64,0
66,0	14,2	79,0	20 200	48 500	32,8	91,2	13 900	43 600	43,9	96,1	38 700	66,0
68,0					27,7	87,5	12 600	41 600	40,2	93,8	36 900	68,0
72,0									31,5	87,9	33 600	72,0
76,0									19,4	78,8	30 500	76,0

# MLC650 VPC-MAX S-1

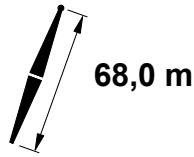
ASME B30.5



m	85°				83°				80°				m
	°	m	kg	kg	°	m	kg	kg	°	m	kg	kg	
22,9	74,8	118,8	148 000	148 000									22,9
24,0	73,4	118,5	146 300	148 000									24,0
26,0	71,0	117,8	134 600	147 800									26,0
28,0	68,5	117,0	122 600	147 000	71,4	117,6	115 400	148 200					28,0
30,0	66,0	116,1	112 200	145 700	69,0	116,8	105 600	148 200					30,0
32,0	63,4	115,0	103 200	143 800	66,5	115,9	96 900	145 400					32,0
34,0	60,8	113,9	95 300	136 800	63,9	115,0	89 500	135 100	68,4	116,1	80 800	128 500	34,0
36,0	58,1	112,7	88 300	129 500	61,3	113,9	82 800	125 900	65,9	115,1	74 700	119 700	36,0
38,0	55,3	111,3	82 000	121 600	58,6	112,6	76 900	117 700	63,3	114,1	69 200	111 800	38,0
40,0	52,4	109,7	76 400	114 100	55,8	111,3	71 600	110 400	60,7	113,0	64 300	104 900	40,0
42,0	49,4	108,0	71 400	107 400	52,9	109,7	66 800	103 900	57,9	111,7	59 800	98 600	42,0
44,0	46,2	106,1	66 800	101 300	49,9	108,1	62 400	97 900	55,1	110,3	55 800	92 900	44,0
46,0	42,9	104,0	62 600	95 700	46,8	106,2	58 400	92 500	52,2	108,8	52 100	87 800	46,0
48,0	39,3	101,5	58 700	90 700	43,5	104,1	54 700	87 600	49,2	107,0	48 700	83 100	48,0
50,0	35,3	98,7	55 100	86 000	39,9	101,7	51 300	83 100	46,0	105,1	45 600	78 800	50,0
52,0	31,0	95,5	51 800	81 700	36,1	99,0	48 200	78 900	42,7	103,0	42 800	74 800	52,0
54,0	25,9	91,5	48 700	77 700	31,8	95,8	45 300	75 100	39,0	100,5	40 100	71 100	54,0
56,0	19,5	86,4	45 700	74 000	26,9	92,0	42 500	71 500	35,1	97,7	37 600	67 700	56,0
58,0					20,8	87,2	39 900	68 100	30,7	94,4	35 200	64 500	58,0
60,0									25,6	90,4	33 000	61 500	60,0
62,0									19,1	85,2	30 800	58 700	62,0
64,0									8,1	75,8	28 600	55 900	64,0
66,0													66,0
68,0													68,0
72,0													72,0
76,0													76,0
80,0													80,0

# MLC650 VPC-MAX S-1

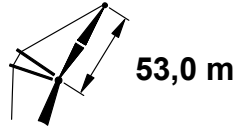
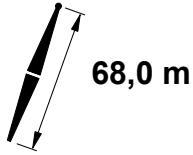
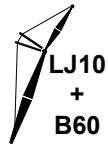
ASME B30.5



m	75°				70°				65°			m
	°	m	kg	kg	°	m	kg	kg	°	m	kg	
22,9												22,9
24,0												24,0
26,0												26,0
28,0												28,0
30,0												30,0
32,0												32,0
34,0												34,0
36,0												36,0
38,0												38,0
40,0												40,0
42,0												42,0
44,0	63,0	112,6	44 900	84 700								44,0
46,0	60,4	111,5	41 800	80 000								46,0
48,0	57,6	110,2	38 900	75 600								48,0
50,0	54,8	108,8	36 200	71 600								50,0
52,0	51,9	107,2	33 700	67 900								52,0
54,0	48,9	105,5	31 400	64 500	57,2	108,1	22 900	58 100				54,0
56,0	45,7	103,5	29 300	61 400	54,3	106,7	21 100	55 200				56,0
58,0	42,3	101,3	27 300	58 500	51,4	105,1	19 400	52 500				58,0
60,0	38,6	98,9	25 400	55 700	48,3	103,3	17 900	50 000				60,0
62,0	34,6	96,0	23 600	53 200	45,1	101,3	16 400	47 700				62,0
64,0	30,2	92,7	21 900	50 700	41,7	99,1	15 000	45 400	50,6	102,2	40 300	64,0
66,0	25,0	88,6	20 300	48 500	38,0	96,5	13 600	43 400	47,5	100,4	38 400	66,0
68,0	18,3	83,1	18 700	46 300	33,9	93,6	12 400	41 400	44,2	98,4	36 600	68,0
72,0					23,9	85,9	9 900	37 800	36,9	93,4	33 300	72,0
76,0									28,0	86,7	30 300	76,0
80,0									14,3	75,5	27 500	80,0

# MLC650 VPC-MAX S-1

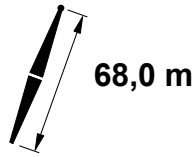
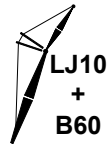
ASME B30.5



m	85°				83°				80°				m
	°	m	kg	kg	°	m	kg	kg	°	m	kg	kg	
24,4	73,9	121,5	138 100	138 100									24,4
26,0	72,1	121,0	133 400	138 000									26,0
28,0	69,8	120,2	121 500	137 600									28,0
30,0	67,5	119,4	111 100	136 700	70,2	120,1	104 300	138 100					30,0
32,0	65,1	118,4	102 100	135 400	67,9	119,3	95 700	138 100					32,0
34,0	62,6	117,4	94 200	131 800	65,5	118,3	88 300	134 000					34,0
36,0	60,1	116,2	87 300	125 400	63,1	117,3	81 700	124 900	67,3	118,5	73 400	118 600	36,0
38,0	57,6	115,0	81 000	119 100	60,6	116,2	75 700	116 700	64,9	117,5	67 900	110 800	38,0
40,0	54,9	113,5	75 400	112 900	58,0	114,9	70 400	109 500	62,5	116,5	63 000	103 800	40,0
42,0	52,2	112,0	70 400	106 500	55,4	113,5	65 600	102 900	60,0	115,3	58 600	97 600	42,0
44,0	49,3	110,3	65 800	100 400	52,7	112,0	61 300	97 000	57,4	114,0	54 600	91 900	44,0
46,0	46,4	108,4	61 600	94 900	49,9	110,3	57 300	91 600	54,8	112,6	50 900	86 800	46,0
48,0	43,2	106,2	57 700	89 800	46,9	108,4	53 700	86 700	52,0	111,0	47 600	82 100	48,0
50,0	39,8	103,9	54 200	85 200	43,8	106,4	50 300	82 200	49,2	109,3	44 500	77 800	50,0
52,0	36,2	101,2	50 900	80 900	40,5	104,0	47 200	78 100	46,2	107,4	41 600	73 900	52,0
54,0	32,2	98,1	47 900	77 000	36,9	101,4	44 300	74 300	43,0	105,3	39 000	70 200	54,0
56,0	27,7	94,4	45 000	73 300	33,0	98,4	41 600	70 700	39,6	102,9	36 500	66 800	56,0
58,0	22,3	89,8	42 300	69 900	28,6	94,8	39 100	67 400	36,0	100,1	34 200	63 700	58,0
60,0	14,9	83,3	39 600	66 600	23,3	90,4	36 700	64 300	32,0	97,0	32 000	60 700	60,0
62,0					16,5	84,4	34 300	61 300	27,4	93,3	30 000	57 900	62,0
64,0									21,9	88,6	28 000	55 300	64,0
66,0									14,4	81,9	26 000	52 800	66,0
68,0													68,0
72,0													72,0
76,0													76,0
80,0													80,0

# MLC650 VPC-MAX S-1

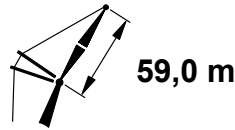
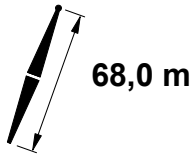
ASME B30.5



m	75°				70°				65°			
	°	m	kg	kg	°	m	kg	kg	°	m	kg	m
24,4												24,4
26,0												26,0
28,0												28,0
30,0												30,0
32,0												32,0
34,0												34,0
36,0												36,0
38,0												38,0
40,0												40,0
42,0												42,0
44,0												44,0
46,0	62,2	115,0	40 400	78 900								46,0
48,0	59,7	113,8	37 500	74 500								48,0
50,0	57,1	112,5	34 900	70 600								50,0
52,0	54,5	111,1	32 400	66 900								52,0
54,0	51,7	109,5	30 200	63 500								54,0
56,0	48,9	107,7	28 100	60 400	56,7	110,4	19 700	54 100				56,0
58,0	45,8	105,8	26 100	57 500	54,0	108,9	18 100	51 400				58,0
60,0	42,7	103,6	24 200	54 800	51,2	107,3	16 500	49 000				60,0
62,0	39,3	101,2	22 500	52 200	48,3	105,5	15 000	46 600				62,0
64,0	35,6	98,5	20 800	49 900	45,3	103,6	13 700	44 400	53,3	106,1	39 200	64,0
66,0	31,5	95,3	19 300	47 600	42,1	101,4	12 400	42 400	50,5	104,5	37 300	66,0
68,0	26,9	91,5	17 800	45 500	38,6	98,9	11 100	40 500	47,5	102,7	35 500	68,0
72,0					30,7	92,8		36 900	41,2	98,4	32 300	72,0
76,0					20,1	83,8		33 600	33,8	92,9	29 300	76,0
80,0									24,5	85,3	26 700	80,0

# MLC650 VPC-MAX S-1

ASME B30.5

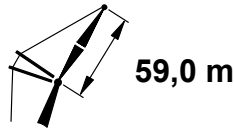
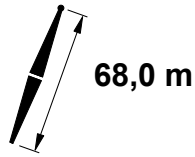
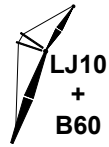


m	85°				83°				80°				m
	°	m	kg	kg	°	m	kg	kg	°	m	kg	kg	
25,9	74,1	127,3	119 700	119 700									25,9
26,0	74,0	127,3	119 700	119 700									26,0
28,0	72,0	126,6	117 900	119 700									28,0
30,0	69,9	125,9	109 700	119 300									30,0
32,0	67,8	125,1	100 600	118 600	70,3	125,7	94 200	119 400					32,0
34,0	65,6	124,1	92 800	117 700	68,2	124,9	86 800	119 400					34,0
36,0	63,5	123,1	85 900	116 000	66,0	124,0	80 200	119 400					36,0
38,0	61,3	122,0	79 600	111 800	63,9	123,0	74 200	115 200	67,7	124,1	66 200	109 200	38,0
40,0	59,0	120,8	74 100	106 700	61,7	122,0	69 000	108 100	65,5	123,2	61 300	102 400	40,0
42,0	56,7	119,5	69 100	101 600	59,4	120,8	64 200	101 600	63,3	122,2	57 000	96 200	42,0
44,0	54,3	118,1	64 500	96 600	57,1	119,5	59 900	95 700	61,1	121,1	53 000	90 600	44,0
46,0	51,8	116,5	60 300	91 800	54,7	118,0	55 900	90 400	58,9	119,9	49 400	85 500	46,0
48,0	49,2	114,7	56 500	87 200	52,2	116,5	52 300	85 600	56,5	118,6	46 000	80 800	48,0
50,0	46,5	112,9	53 000	82 800	49,7	114,8	49 000	81 100	54,1	117,1	43 000	76 500	50,0
52,0	43,7	110,8	49 800	78 800	47,0	112,9	45 900	77 000	51,6	115,5	40 200	72 600	52,0
54,0	40,8	108,5	46 800	75 000	44,3	110,9	43 100	73 200	49,1	113,8	37 600	69 000	54,0
56,0	37,6	105,9	43 900	71 600	41,3	108,6	40 400	69 600	46,4	111,9	35 100	65 600	56,0
58,0	34,2	103,0	41 300	68 600	38,2	106,1	37 900	66 400	43,6	109,8	32 800	62 500	58,0
60,0	30,4	99,7	38 900	65 800	34,8	103,3	35 600	63 300	40,6	107,5	30 700	59 600	60,0
62,0	26,2	95,7	36 500	62 800	31,2	100,0	33 400	60 400	37,4	104,9	28 700	56 900	62,0
64,0	21,0	90,9	34 300	60 000	27,0	96,2	31 300	57 700	34,0	102,0	26 800	54 300	64,0
66,0	14,1	84,0	32 100	57 400	22,1	91,6	29 400	55 200	30,2	98,6	25 000	51 900	66,0
68,0					15,6	85,2	27 400	52 800	25,9	94,6	23 300	49 600	68,0
72,0									13,6	82,6	20 000	45 400	72,0
76,0													76,0
80,0													80,0
84,0													84,0
88,0													88,0



# MLC650 VPC-MAX S-1

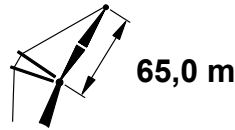
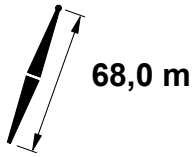
ASME B30.5



m	75°				70°				65°			m
	°	m	kg	kg	°	m	kg	kg	°	m	kg	
25,9												25,9
26,0												26,0
28,0												28,0
30,0												30,0
32,0												32,0
34,0												34,0
36,0												36,0
38,0												38,0
40,0												40,0
42,0												42,0
44,0												44,0
46,0												46,0
48,0	63,1	120,7	35 700	73 100								48,0
50,0	60,9	119,6	33 100	69 100								50,0
52,0	58,6	118,4	30 700	65 500								52,0
54,0	56,3	117,0	28 500	62 200								54,0
56,0	53,9	115,6	26 400	59 100								56,0
58,0	51,4	114,0	24 400	56 200	58,2	116,3	16 200	50 000				58,0
60,0	48,8	112,2	22 600	53 500	55,8	114,9	14 700	47 500				60,0
62,0	46,1	110,3	20 900	51 000	53,4	113,4	13 300	45 200				62,0
64,0	43,3	108,2	19 300	48 600	50,9	111,8	11 900	43 100				64,0
66,0	40,3	105,8	17 800	46 400	48,3	110,0	10 700	41 000				66,0
68,0	37,1	103,2	16 400	44 300	45,6	108,1	9 500	39 100	52,8	110,6	34 100	68,0
72,0	29,8	96,8	13 700	40 500	39,7	103,5		35 600	47,6	107,2	30 900	72,0
76,0	20,1	87,7	11 200	37 000	33,0	97,8		32 500	42,0	102,9	28 000	76,0
80,0					24,5	90,1		29 600	35,6	97,7	25 400	80,0
84,0									27,9	90,9	23 000	84,0
88,0									17,2	80,6	20 800	88,0

# MLC650 VPC-MAX S-1

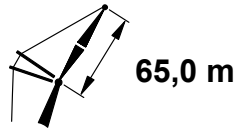
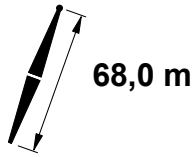
ASME B30.5



m	85°				83°				80°				m
	°	m	kg	kg	°	m	kg	kg	°	m	kg	kg	
27,4	74,2	133,1	104 200	104 200									27,4
28,0	73,7	133,0	104 200	104 200									28,0
30,0	71,8	132,3	104 000	104 000									30,0
32,0	69,9	131,6	99 200	103 700	72,2	132,1	92 600	103 800					32,0
34,0	68,0	130,7	91 400	103 100	70,3	131,4	85 200	103 800					34,0
36,0	66,1	129,8	84 500	102 400	68,4	130,6	78 600	103 800					36,0
38,0	64,1	128,9	78 200	101 500	66,5	129,7	72 700	103 800					38,0
40,0	62,2	127,8	72 700	99 100	64,5	128,8	67 500	103 400	67,9	129,8	59 700	100 500	40,0
42,0	60,1	126,6	67 700	95 100	62,5	127,7	62 700	100 300	66,0	128,9	55 300	94 800	42,0
44,0	58,0	125,4	63 100	91 000	60,5	126,6	58 400	94 500	64,0	127,9	51 400	89 200	44,0
46,0	55,9	124,0	59 000	86 900	58,4	125,3	54 500	89 200	62,0	126,9	47 800	84 100	46,0
48,0	53,7	122,5	55 200	82 900	56,3	124,0	50 900	84 300	60,0	125,7	44 500	79 500	48,0
50,0	51,5	121,0	51 700	79 000	54,1	122,5	47 600	79 900	57,9	124,4	41 400	75 300	50,0
52,0	49,1	119,2	48 500	75 300	51,9	121,0	44 500	75 800	55,8	123,1	38 600	71 300	52,0
54,0	46,7	117,3	45 500	71 700	49,6	119,3	41 700	72 000	53,6	121,6	36 100	67 800	54,0
56,0	44,2	115,3	42 700	68 400	47,2	117,4	39 100	68 500	51,3	120,0	33 600	64 400	56,0
58,0	41,5	113,0	40 100	65 300	44,7	115,4	36 600	65 300	49,0	118,3	31 400	61 300	58,0
60,0	38,7	110,6	37 700	62 500	42,0	113,2	34 400	62 200	46,6	116,4	29 300	58 400	60,0
62,0	35,7	107,8	35 500	59 900	39,3	110,7	32 200	59 400	44,0	114,3	27 300	55 700	62,0
64,0	32,5	104,7	33 300	57 600	36,3	108,1	30 200	56 700	41,4	112,0	25 500	53 200	64,0
66,0	28,9	101,2	31 300	55 700	33,1	105,0	28 300	54 200	38,6	109,6	23 700	50 800	66,0
68,0	24,8	97,0	29 400	53 900	29,6	101,6	26 500	51 900	35,6	106,8	22 100	48 600	68,0
72,0	13,4	84,7	25 600	49 500	20,9	92,6	23 000	47 500	28,7	100,1	19 000	44 500	72,0
76,0									19,7	90,7	16 200	40 700	76,0
80,0													80,0
84,0													84,0
88,0													88,0
92,0													92,0
96,0													96,0

# MLC650 VPC-MAX S-1

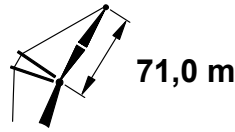
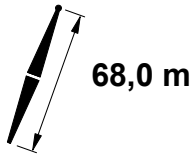
ASME B30.5



m	75°				70°			65°			m
	°	m	kg	kg	°	m	kg	°	m	kg	
27,4											27,4
28,0											28,0
30,0											30,0
32,0											32,0
34,0											34,0
36,0											36,0
38,0											38,0
40,0											40,0
42,0											42,0
44,0											44,0
46,0											46,0
48,0											48,0
50,0											50,0
52,0	61,8	125,4	28 900	64 100							52,0
54,0	59,8	124,2	26 700	60 800							54,0
56,0	57,7	122,9	24 700	57 700							56,0
58,0	55,6	121,6	22 800	54 800							58,0
60,0	53,4	120,1	21 000	52 200	59,4	122,1	46 100				60,0
62,0	51,1	118,4	19 300	49 700	57,3	120,8	43 800				62,0
64,0	48,7	116,7	17 700	47 400	55,2	119,4	41 600				64,0
66,0	46,3	114,8	16 300	45 200	53,0	117,9	39 600				66,0
68,0	43,8	112,7	14 900	43 100	50,7	116,3	37 800				68,0
72,0	38,3	107,9	12 300	39 300	45,9	112,6	34 300	52,4	115,1	29 400	72,0
76,0	31,9	102,0	9 900	36 000	40,6	108,1	31 200	47,7	111,6	26 600	76,0
80,0	24,1	94,0		32 900	34,7	102,7	28 400	42,6	107,5	24 100	80,0
84,0					27,6	95,8	25 900	36,9	102,5	21 800	84,0
88,0					18,0	85,7	23 500	30,4	96,2	19 700	88,0
92,0								22,0	87,6	17 700	92,0
96,0								6,2	70,1	15 700	96,0

# MLC650 VPC-MAX S-1

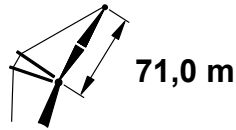
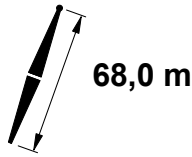
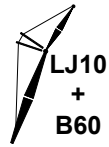
ASME B30.5



m	85°				83°				80°				m
	°	m	kg	kg	°	m	kg	kg	°	m	kg	kg	
29,0	74,3	138,9	90 700	90 700									29,0
30,0	73,4	138,6	90 600	90 600									30,0
32,0	71,7	137,9	90 400	90 400									32,0
34,0	70,0	137,2	89 100	90 000	72,0	137,8	84 100	90 000					34,0
36,0	68,2	136,4	83 500	89 600	70,3	137,0	77 500	90 000					36,0
38,0	66,5	135,5	77 300	89 100	68,6	136,2	71 700	90 000					38,0
40,0	64,7	134,5	71 800	88 400	66,8	135,4	66 400	89 900					40,0
42,0	62,9	133,5	66 800	87 700	65,0	134,4	61 700	89 700	68,1	135,5	54 200	87 900	42,0
44,0	61,0	132,4	62 200	85 200	63,2	133,4	57 400	89 300	66,4	134,6	50 200	87 600	44,0
46,0	59,1	131,2	58 100	81 900	61,4	132,3	53 500	88 200	64,6	133,6	46 600	83 100	46,0
48,0	57,2	129,9	54 300	78 500	59,5	131,1	49 900	83 400	62,8	132,6	43 400	78 500	48,0
50,0	55,3	128,5	50 800	75 200	57,6	129,9	46 600	79 000	60,9	131,5	40 400	74 300	50,0
52,0	53,2	127,0	47 600	72 000	55,6	128,5	43 600	74 900	59,0	130,3	37 600	70 400	52,0
54,0	51,2	125,4	44 700	68 800	53,6	127,0	40 800	71 200	57,1	129,0	35 000	66 900	54,0
56,0	49,0	123,7	41 900	65 700	51,6	125,4	38 200	67 700	55,1	127,6	32 600	63 500	56,0
58,0	46,8	121,8	39 300	62 800	49,4	123,7	35 800	64 500	53,1	126,1	30 400	60 400	58,0
60,0	44,5	119,8	37 000	60 100	47,2	121,8	33 500	61 500	51,0	124,4	28 300	57 600	60,0
62,0	42,1	117,5	34 700	57 500	44,9	119,8	31 400	58 600	48,9	122,7	26 400	54 900	62,0
64,0	39,6	115,1	32 600	55 100	42,6	117,7	29 400	56 000	46,7	120,8	24 500	52 400	64,0
66,0	36,9	112,5	30 600	52 900	40,1	115,3	27 500	53 500	44,4	118,8	22 800	50 000	66,0
68,0	34,1	109,6	28 700	50 900	37,4	112,7	25 700	51 200	42,0	116,6	21 200	47 800	68,0
72,0	27,6	102,6	25 200	47 600	31,6	106,7	22 400	46 900	36,8	111,5	18 200	43 700	72,0
76,0	19,0	92,8	22 000	45 000	24,4	98,8	19 400	43 100	30,8	105,3	15 500	40 100	76,0
80,0					14,0	86,6	16 600	39 500	23,4	97,1	13 000	36 800	80,0
84,0													84,0
88,0													88,0
92,0													92,0
96,0													96,0
100,0													100,0

# MLC650 VPC-MAX S-1

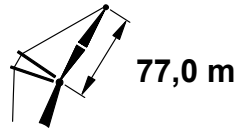
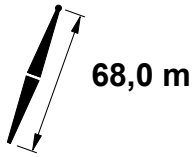
ASME B30.5



m	75°				70°				65°					
	°	m	kg	kg	°	m	kg	kg	°	m	kg	kg	m	
29,0														29,0
30,0														30,0
32,0														32,0
34,0														34,0
36,0														36,0
38,0														38,0
40,0														40,0
42,0														42,0
44,0														44,0
46,0														46,0
48,0														48,0
50,0														50,0
52,0	64,4	132,1	27 700	63 000										52,0
54,0	62,6	131,1	25 500	59 700										54,0
56,0	60,7	130,0	23 500	56 700										56,0
58,0	58,8	128,8	21 600	53 800										58,0
60,0	56,9	127,4	19 800	51 200										60,0
62,0	54,9	126,0	18 200	48 700										62,0
64,0	52,9	124,5	16 600	46 400	58,5	126,7	40 600							64,0
66,0	50,8	122,9	15 100	44 300	56,6	125,3	38 600							66,0
68,0	48,7	121,1	13 800	42 200	54,6	123,9	36 800							68,0
72,0	44,1	117,2	11 200	38 500	50,4	120,7	33 400							72,0
76,0	39,2	112,5		35 200	46,0	117,0	30 300	52,0	119,6	25 600				76,0
80,0	33,6	106,8		32 100	41,3	112,7	27 600	47,7	116,1	23 100				80,0
84,0	27,0	99,7		29 400	36,0	107,4	25 100	43,1	112,0	20 800				84,0
88,0	18,1	89,5		26 800	29,8	101,0	22 800	38,0	107,1	18 800				88,0
92,0					22,2	92,4	20 600	32,2	101,2	16 900				92,0
96,0					9,5	77,2	18 600	25,3	93,5	15 100				96,0
100,0								15,5	82,1	13 400				100,0

# MLC650 VPC-MAX S-1

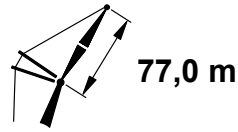
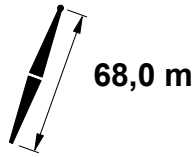
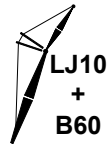
ASME B30.5



m	85°				83°				80°				m
	°	m	kg	kg	°	m	kg	kg	°	m	kg	kg	
30,5	74,4	144,7	78 100	78 100									30,5
32,0	73,2	144,3	78 000	78 000									32,0
34,0	71,6	143,6	77 800	77 800									34,0
36,0	70,0	142,8	77 500	77 500	71,9	143,4	75 300	77 300					36,0
38,0	68,4	142,0	75 500	77 100	70,3	142,7	70 000	77 300					38,0
40,0	66,8	141,2	70 200	76 700	68,7	141,9	64 800	77 300					40,0
42,0	65,2	140,2	65 200	76 200	67,1	141,1	60 100	77 200					42,0
44,0	63,5	139,2	60 700	75 700	65,5	140,1	55 800	77 000	68,3	141,1	48 400	75 300	44,0
46,0	61,8	138,2	56 600	75 000	63,8	139,1	51 900	76 700	66,7	140,3	44 900	75 300	46,0
48,0	60,1	137,0	52 800	73 200	62,1	138,1	48 300	76 400	65,1	139,3	41 600	75 300	48,0
50,0	58,3	135,8	49 300	70 600	60,4	136,9	45 000	76 000	63,4	138,3	38 600	72 800	50,0
52,0	56,6	134,4	46 100	67 900	58,7	135,7	42 000	73 600	61,7	137,2	35 900	69 000	52,0
54,0	54,7	133,0	43 200	65 200	56,9	134,4	39 200	69 900	60,0	136,1	33 300	65 500	54,0
56,0	52,9	131,5	40 500	62 600	55,1	133,0	36 600	66 400	58,2	134,8	30 900	62 200	56,0
58,0	50,9	129,9	37 900	60 000	53,2	131,5	34 200	63 200	56,4	133,5	28 700	59 100	58,0
60,0	49,0	128,1	35 500	57 500	51,3	129,9	32 000	60 200	54,6	132,1	26 700	56 300	60,0
62,0	46,9	126,3	33 300	55 100	49,3	128,2	29 900	57 400	52,8	130,6	24 800	53 600	62,0
64,0	44,8	124,3	31 200	52 800	47,3	126,3	27 900	54 800	50,8	128,9	22 900	51 100	64,0
66,0	42,6	122,1	29 200	50 700	45,2	124,3	26 000	52 300	48,9	127,2	21 200	48 800	66,0
68,0	40,3	119,7	27 400	48 600	43,0	122,2	24 300	50 000	46,8	125,3	19 600	46 600	68,0
72,0	35,4	114,4	23 900	45 000	38,4	117,4	21 000	45 800	42,5	121,1	16 700	42 500	72,0
76,0	29,7	107,9	20 800	42 000	33,2	111,6	18 100	42 000	37,8	116,2	14 000	38 900	76,0
80,0	22,7	99,4	18 000	39 900	27,0	104,4	15 500	38 600	32,5	110,3	11 600	35 700	80,0
84,0	12,1	85,8	15 300	37 000	19,1	94,6	13 000	35 400	26,2	102,9		32 700	84,0
88,0									17,9	92,5		30 000	88,0
92,0													92,0
96,0													96,0
100,0													100,0
104,0													104,0

# MLC650 VPC-MAX S-1

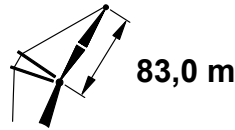
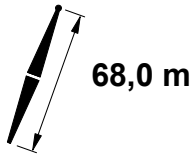
ASME B30.5



m	75°				70°			65°			m
	°	m	kg	kg	°	m	kg	°	m	kg	
30,5											30,5
32,0											32,0
34,0											34,0
36,0											36,0
38,0											38,0
40,0											40,0
42,0											42,0
44,0											44,0
46,0											46,0
48,0											48,0
50,0											50,0
52,0											52,0
54,0											54,0
56,0	63,2	136,8	21 600	55 200							56,0
58,0	61,5	135,7	19 700	52 400							58,0
60,0	59,8	134,6	18 000	49 800							60,0
62,0	58,0	133,3	16 300	47 300							62,0
64,0	56,3	132,0	14 800	45 000							64,0
66,0	54,4	130,5	13 400	42 900	59,5	132,5	37 100				66,0
68,0	52,5	129,0	12 000	40 900	57,7	131,2	35 300				68,0
72,0	48,6	125,6		37 200	54,1	128,4	31 900				72,0
76,0	44,5	121,7		33 900	50,3	125,2	28 900				76,0
80,0	40,0	117,1		30 900	46,2	121,5	26 200	51,7	124,1	21 600	80,0
84,0	34,9	111,7		28 200	41,9	117,2	23 700	47,7	120,6	19 400	84,0
88,0	29,2	105,1		25 700	37,1	112,2	21 500	43,5	116,5	17 400	88,0
92,0	22,0	96,3		23 400	31,7	106,1	19 400	38,9	111,8	15 500	92,0
96,0	10,8	81,8		21 200	25,2	98,4	17 500	33,7	106,1	13 800	96,0
100,0					16,4	87,3	15 700	27,7	99,1	12 100	100,0
104,0								20,1	89,6	10 300	104,0

# MLC650 VPC-MAX S-1

ASME B30.5

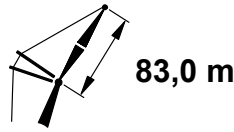
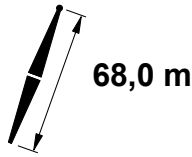
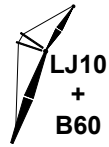


		85°				83°				80°					
		11,8 m		18,3 m		11,8 m		18,3 m		11,8 m		18,3 m			
		kg		kg		kg		kg		kg		kg			
m	°	m	kg	kg	°	m	kg	kg	°	m	kg	kg	m		
32,0	74,4	150,5	68 300	68 300											32,0
34,0	73,0	149,9	68 000	68 000											34,0
36,0	71,5	149,2	67 700	67 700											36,0
38,0	70,1	148,5	67 400	67 400	71,8	149,1	67 400	67 400							38,0
40,0	68,6	147,7	66 900	67 100	70,3	148,4	63 600	67 400							40,0
42,0	67,1	146,9	64 200	66 700	68,9	147,6	58 900	67 300							42,0
44,0	65,6	145,9	59 700	66 300	67,4	146,7	54 700	67 100							44,0
46,0	64,0	145,0	55 600	65 800	65,8	145,8	50 800	66 900	68,5	146,8	43 700	65 500			46,0
48,0	62,5	143,9	51 800	65 300	64,3	144,9	47 300	66 700	67,0	146,0	40 400	65 500			48,0
50,0	60,9	142,8	48 400	64 800	62,8	143,8	44 000	66 400	65,5	145,0	37 500	65 500			50,0
52,0	59,3	141,6	45 200	63 100	61,2	142,7	41 000	66 100	63,9	144,0	34 700	65 500			52,0
54,0	57,6	140,3	42 300	60 800	59,6	141,5	38 200	65 700	62,4	143,0	32 200	64 500			54,0
56,0	56,0	139,0	39 500	58 600	57,9	140,3	35 600	65 100	60,8	141,9	29 800	61 200			56,0
58,0	54,3	137,5	37 000	56 500	56,3	138,9	33 200	62 400	59,2	140,7	27 600	58 200			58,0
60,0	52,5	136,0	34 600	54 300	54,6	137,5	31 000	59 400	57,5	139,4	25 600	55 400			60,0
62,0	50,7	134,4	32 400	52 200	52,8	136,0	28 900	56 600	55,9	138,0	23 700	52 700			62,0
64,0	48,9	132,6	30 300	50 200	51,1	134,4	27 000	54 000	54,2	136,6	21 900	50 200			64,0
66,0	47,0	130,7	28 400	48 200	49,3	132,7	25 100	51 600	52,4	135,0	20 200	47 900			66,0
68,0	45,1	128,8	26 500	46 300	47,4	130,8	23 400	49 300	50,6	133,4	18 600	45 700			68,0
72,0	41,0	124,3	23 200	42 800	43,4	126,7	20 200	45 100	46,9	129,8	15 700	41 700			72,0
76,0	36,5	119,2	20 100	39 700	39,2	122,0	17 300	41 300	42,9	125,6	13 100	38 200			76,0
80,0	31,4	113,0	17 400	37 100	34,5	116,5	14 700	37 900	38,6	120,8	10 700	34 900			80,0
84,0	25,4	105,3	14 800	35 100	29,1	109,8	12 300	34 800	33,9	115,2		32 000			84,0
88,0	17,5	94,6	12 400	33 700	22,5	101,2	10 100	32 000	28,4	108,3		29 300			88,0
92,0					12,9	87,9		29 400	21,6	99,3		26 900			92,0
96,0									11,2	84,9		24 500			96,0
100,0															100,0
104,0															104,0
108,0															108,0



# MLC650 VPC-MAX S-1

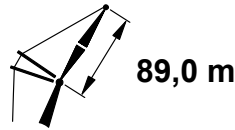
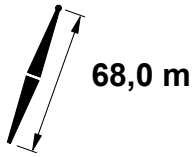
ASME B30.5



m	75°				70°			65°			m
	°	m	kg	kg	°	m	kg	°	m	kg	
32,0											32,0
34,0											34,0
36,0											36,0
38,0											38,0
40,0											40,0
42,0											42,0
44,0											44,0
46,0											46,0
48,0											48,0
50,0											50,0
52,0											52,0
54,0											54,0
56,0											56,0
58,0	63,8	142,6	18 400	51 300							58,0
60,0	62,2	141,5	16 700	48 700							60,0
62,0	60,6	140,4	15 100	46 300							62,0
64,0	59,0	139,2	13 600	44 000							64,0
66,0	57,4	137,9	12 200	41 900							66,0
68,0	55,7	136,5	10 900	39 900							68,0
72,0	52,2	133,5		36 300	57,1	135,8	30 900				72,0
76,0	48,6	130,1		33 000	53,7	132,9	27 900				76,0
80,0	44,8	126,2		30 000	50,1	129,7	25 300				80,0
84,0	40,6	121,7		27 400	46,4	126,0	22 800	51,4	128,6	18 400	84,0
88,0	36,1	116,5		24 900	42,4	121,8	20 600	47,8	125,0	16 400	88,0
92,0	30,9	110,2		22 700	38,0	116,9	18 600	43,9	121,0	14 600	92,0
96,0	24,8	102,3		20 600	33,1	111,1	16 700	39,6	116,4	12 700	96,0
100,0	16,7	91,2		18 700	27,5	104,0	15 000	35,0	111,0	10 900	100,0
104,0					20,4	94,6	13 400				104,0
108,0					8,7	78,1	11 700				108,0

# MLC650 VPC-MAX S-1

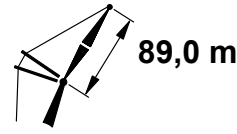
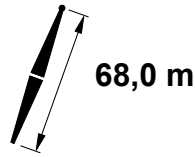
ASME B30.5



85°					83°				80°				
m	°	m	kg	kg	°	m	kg	kg	°	m	kg	kg	m
33,5	74,5	156,3	58 700	58 700									33,5
34,0	74,2	156,2	58 700	58 700									34,0
36,0	72,8	155,6	58 500	58 500									36,0
38,0	71,5	154,9	58 300	58 300									38,0
40,0	70,1	154,2	58 000	58 000	71,7	154,7	58 000	58 000					40,0
42,0	68,7	153,4	57 700	57 700	70,4	154,0	56 600	57 800					42,0
44,0	67,3	152,5	57 300	57 300	69,0	153,2	52 900	57 700					44,0
46,0	65,9	151,6	53 900	56 900	67,6	152,4	49 000	57 500					46,0
48,0	64,5	150,7	50 200	56 500	66,2	151,5	45 500	57 300	68,6	152,5	38 500	56 100	48,0
50,0	63,0	149,7	46 700	56 100	64,7	150,6	42 200	57 000	67,2	151,6	35 600	56 100	50,0
52,0	61,6	148,6	43 500	55 600	63,3	149,6	39 200	56 700	65,8	150,7	32 900	56 100	52,0
54,0	60,1	147,4	40 600	55 100	61,8	148,5	36 500	56 400	64,4	149,8	30 300	56 100	54,0
56,0	58,6	146,2	37 900	54 200	60,4	147,3	33 900	56 100	63,0	148,7	28 000	56 100	56,0
58,0	57,0	144,9	35 300	52 500	58,8	146,1	31 500	55 800	61,5	147,6	25 800	56 000	58,0
60,0	55,5	143,5	33 000	50 700	57,3	144,8	29 300	55 400	60,0	146,5	23 800	53 900	60,0
62,0	53,9	142,0	30 800	48 900	55,8	143,5	27 200	54 800	58,5	145,2	21 900	51 300	62,0
64,0	52,2	140,5	28 700	47 200	54,2	142,0	25 300	52 600	56,9	143,9	20 100	48 800	64,0
66,0	50,6	138,8	26 800	45 500	52,5	140,5	23 400	50 200	55,4	142,6	18 500	46 500	66,0
68,0	48,9	137,1	24 900	43 800	50,9	138,9	21 700	47 900	53,8	141,1	16 900	44 300	68,0
72,0	45,3	133,3	21 600	40 600	47,4	135,3	18 500	43 700	50,5	137,9	14 000	40 400	72,0
76,0	41,5	128,9	18 600	37 700	43,8	131,3	15 700	40 000	47,0	134,3	11 400	36 800	76,0
80,0	37,4	123,9	15 800	35 000	39,8	126,6	13 100	36 600	43,3	130,2		33 600	80,0
84,0	32,8	118,0	13 300	32 700	35,5	121,3	10 800	33 600	39,4	125,5		30 700	84,0
88,0	27,5	110,9	11 100	30 900	30,7	115,0		30 800	35,0	120,0		28 100	88,0
92,0	21,0	101,6		29 600	25,1	107,1		28 300	30,1	113,5		25 700	92,0
96,0	11,2	86,9		27 500	17,7	96,4		25 900	24,3	105,5		23 400	96,0
100,0									16,6	94,2		21 300	100,0
104,0													104,0
108,0													108,0

# MLC650 VPC-MAX S-1

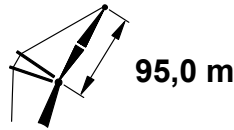
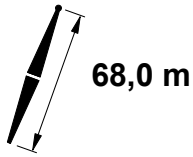
ASME B30.5



m	75°			70°			m
	m	kg	kg	m	kg	kg	
33,5							33,5
34,0							34,0
36,0							36,0
38,0							38,0
40,0							40,0
42,0							42,0
44,0							44,0
46,0							46,0
48,0							48,0
50,0							50,0
52,0							52,0
54,0							54,0
56,0							56,0
58,0							58,0
60,0	64,2	148,3	47 200				60,0
62,0	62,8	147,2	44 800				62,0
64,0	61,3	146,1	42 500				64,0
66,0	59,8	145,0	40 400				66,0
68,0	58,3	143,7	38 400				68,0
72,0	55,2	141,0	34 800	59,6	142,9	29 400	72,0
76,0	52,0	138,0	31 600	56,5	140,3	26 400	76,0
80,0	48,6	134,6	28 600	53,3	137,4	23 800	80,0
84,0	45,0	130,7	26 000	50,0	134,2	21 400	84,0
88,0	41,2	126,3	23 600	46,5	130,5	19 200	88,0
92,0	37,0	121,2	21 400	42,8	126,3	17 200	92,0
96,0	32,4	115,2	19 300	38,8	121,5	15 300	96,0
100,0	27,0	108,0	17 500	34,3	115,9	13 600	100,0
104,0	20,4	98,5	15 700	29,3	109,3	11 900	104,0
108,0	10,0	82,8	14 000	23,4	100,9	10 200	108,0

# MLC650 VPC-MAX S-1

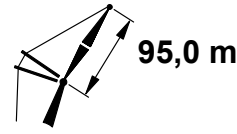
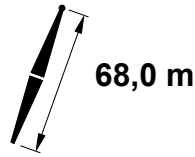
ASME B30.5



85°					83°				80°				
m	°	m	kg	kg	°	m	kg	kg	°	m	kg	kg	m
35,1	74,6	162,1	51 200	51 200									35,1
36,0	74,0	161,9	51 100	51 100									36,0
38,0	72,7	161,2	50 700	50 700									38,0
40,0	71,4	160,6	50 500	50 500									40,0
42,0	70,1	159,8	50 200	50 200	71,6	160,4	50 200	50 200					42,0
44,0	68,8	159,1	49 900	49 900	70,4	159,7	50 000	50 000					44,0
46,0	67,5	158,2	49 600	49 600	69,1	158,9	48 000	49 900					46,0
48,0	66,2	157,3	48 600	49 200	67,8	158,1	44 400	49 700					48,0
50,0	64,9	156,4	45 700	48 900	66,4	157,2	41 200	49 500	68,8	158,1	34 400	48 500	50,0
52,0	63,5	155,4	42 600	48 500	65,1	156,3	38 200	49 200	67,5	157,3	31 700	48 500	52,0
54,0	62,2	154,3	39 700	48 100	63,8	155,3	35 500	49 000	66,1	156,4	29 200	48 500	54,0
56,0	60,8	153,2	36 900	47 700	62,4	154,2	32 900	48 700	64,8	155,5	26 900	48 400	56,0
58,0	59,4	152,0	34 400	47 300	61,0	153,1	30 500	48 400	63,4	154,5	24 700	48 300	58,0
60,0	57,9	150,7	32 100	46 700	59,6	151,9	28 300	48 100	62,1	153,4	22 700	48 200	60,0
62,0	56,5	149,4	29 900	45 400	58,2	150,7	26 200	47 700	60,7	152,3	20 800	48 100	62,0
64,0	55,0	148,0	27 800	43 900	56,8	149,4	24 300	47 400	59,3	151,1	19 100	47 900	64,0
66,0	53,5	146,5	25 900	42 500	55,3	148,0	22 500	47 100	57,9	149,8	17 400	45 700	66,0
68,0	52,0	145,0	24 100	41 000	53,8	146,5	20 800	46 700	56,4	148,5	15 800	43 500	68,0
72,0	48,8	141,6	20 700	38 200	50,7	143,3	17 600	43 000	53,4	145,6	13 000	39 500	72,0
76,0	45,5	137,7	17 700	35 500	47,5	139,8	14 800	39 300	50,3	142,4	10 400	36 000	76,0
80,0	41,9	133,4	15 000	33 000	44,1	135,8	12 200	35 900	47,1	138,7		32 800	80,0
84,0	38,1	128,5	12 500	30 800	40,4	131,2	9 900	32 900	43,6	134,7		30 000	84,0
88,0	34,0	122,9	10 300	28 900	36,5	126,1		30 100	40,0	130,1		27 300	88,0
92,0	29,2	116,2		27 200	32,1	120,0		27 600	36,0	124,8		24 900	92,0
96,0	23,7	107,8		26 000	27,1	112,7		25 300	31,5	118,6		22 700	96,0
100,0	16,3	96,3		24 700	21,0	103,4		23 100	26,4	111,2		20 700	100,0
104,0					12,0	89,1		21 100	20,1	101,5		18 800	104,0
108,0									10,4	86,0		17 000	108,0
112,0													112,0

# MLC650 VPC-MAX S-1

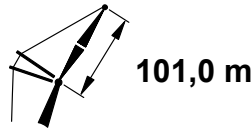
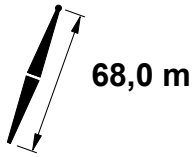
ASME B30.5



m	75°			70°			m
	m	kg	kg	m	kg	kg	
35,1							35,1
36,0							36,0
38,0							38,0
40,0							40,0
42,0							42,0
44,0							44,0
46,0							46,0
48,0							48,0
50,0							50,0
52,0							52,0
54,0							54,0
56,0							56,0
58,0							58,0
60,0							60,0
62,0							62,0
64,0	63,3	153,0	41 600				64,0
66,0	61,9	151,9	39 500				66,0
68,0	60,5	150,8	37 500				68,0
72,0	57,7	148,3	33 900				72,0
76,0	54,8	145,6	30 700	58,9	147,5	25 400	76,0
80,0	51,7	142,5	27 800	56,0	144,9	22 800	80,0
84,0	48,6	139,0	25 100	53,0	141,9	20 400	84,0
88,0	45,2	135,2	22 800	49,9	138,6	18 300	88,0
92,0	41,6	130,8	20 600	46,6	135,0	16 300	92,0
96,0	37,8	125,9	18 600	43,1	130,8	14 500	96,0
100,0	33,6	120,1	16 700	39,4	126,1	12 500	100,0
104,0	28,8	113,3	15 000	35,4	120,7	10 700	104,0
108,0	23,1	104,8	13 400				108,0
112,0	15,6	92,9	11 800				112,0

# MLC650 VPC-MAX S-1

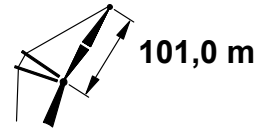
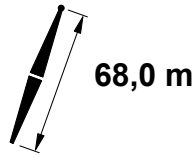
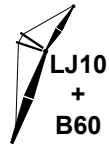
ASME B30.5



m	85°				83°				80°				m
	°	m	kg	kg	°	m	kg	kg	°	m	kg	kg	
36,6	74,6	167,9	42 800	42 800									36,6
38,0	73,7	167,5	42 700	42 700									38,0
40,0	72,6	166,9	42 400	42 400									40,0
42,0	71,4	166,2	42 200	42 200									42,0
44,0	70,2	165,5	41 900	41 900	71,6	166,1	41 900	41 900					44,0
46,0	68,9	164,7	41 700	41 700	70,4	165,3	41 700	41 700					46,0
48,0	67,7	163,9	41 400	41 400	69,2	164,6	41 500	41 500					48,0
50,0	66,5	163,0	41 000	41 000	67,9	163,8	39 500	41 300					50,0
52,0	65,2	162,1	40 600	40 700	66,7	162,9	36 500	41 100	68,9	163,8	29 900	40 300	52,0
54,0	64,0	161,1	38 000	40 400	65,4	162,0	33 800	40 900	67,6	163,0	27 400	40 200	54,0
56,0	62,7	160,1	35 300	40 100	64,2	161,0	31 200	40 600	66,4	162,1	25 100	40 100	56,0
58,0	61,4	159,0	32 800	39 800	62,9	160,0	28 800	40 400	65,1	161,2	22 900	40 000	58,0
60,0	60,1	157,8	30 500	39 400	61,6	158,9	26 600	40 100	63,9	160,2	20 900	39 900	60,0
62,0	58,7	156,6	28 300	39 100	60,3	157,7	24 600	39 800	62,6	159,1	19 100	39 800	62,0
64,0	57,4	155,3	26 200	38 800	59,0	156,5	22 600	39 600	61,3	158,0	17 300	39 700	64,0
66,0	56,0	154,0	24 300	38 400	57,6	155,3	20 800	39 300	60,0	156,9	15 700	39 500	66,0
68,0	54,6	152,5	22 500	37 800	56,3	153,9	19 100	39 000	58,7	155,7	14 100	39 400	68,0
72,0	51,8	149,5	19 100	35 600	53,5	151,0	16 000	38 500	55,9	153,0	11 300	38 200	72,0
76,0	48,8	146,0	16 200	33 300	50,6	147,8	13 200	37 900	53,1	150,1		34 700	76,0
80,0	45,7	142,2	13 500	31 100	47,5	144,3	10 600	34 700	50,2	146,8		31 500	80,0
84,0	42,3	138,0	11 000	28 900	44,3	140,3		31 600	47,2	143,2		28 700	84,0
88,0	38,8	133,2		27 100	40,9	135,8		28 900	43,9	139,2		26 100	88,0
92,0	35,0	127,7		25 400	37,3	130,8		26 400	40,5	134,7		23 700	92,0
96,0	30,7	121,3		24 000	33,3	124,9		24 100	36,8	129,5		21 500	96,0
100,0	25,8	113,6		22 800	28,8	118,1		22 000	32,8	123,6		19 500	100,0
104,0	19,7	103,7		20 600	23,5	109,6		20 000	28,2	116,6		17 600	104,0
108,0	10,5	88,0		18 100	16,6	98,2		18 100	22,7	107,9		15 900	108,0
112,0									15,5	95,9		14 200	112,0

# MLC650 VPC-MAX S-1

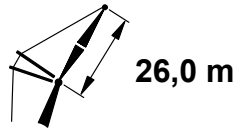
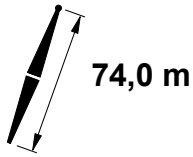
ASME B30.5



m	75°			70°			m
	m	m	kg	m	kg	m	
36,6							36,6
38,0							38,0
40,0							40,0
42,0							42,0
44,0							44,0
46,0							46,0
48,0							48,0
50,0							50,0
52,0							52,0
54,0							54,0
56,0							56,0
58,0							58,0
60,0							60,0
62,0							62,0
64,0							64,0
66,0	63,7	158,7	37 000				66,0
68,0	62,5	157,7	36 000				68,0
72,0	59,9	155,4	32 500				72,0
76,0	57,2	152,9	29 200				76,0
80,0	54,4	150,1	26 400	58,3	152,1	21 300	80,0
84,0	51,5	147,0	23 800	55,6	149,4	19 000	84,0
88,0	48,5	143,5	21 400	52,7	146,4	16 800	88,0
92,0	45,4	139,7	19 200	49,8	143,1	14 600	92,0
96,0	42,1	135,4	17 200	46,7	139,4	12 500	96,0
100,0	38,5	130,5	15 400	43,5	135,3	10 600	100,0
104,0	34,6	125,0	13 700				104,0
108,0	30,3	118,5	12 000				108,0
112,0	25,3	110,7	10 300				112,0

# MLC650 VPC-MAX S-1

ASME B30.5

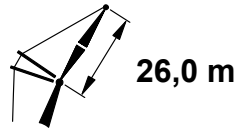
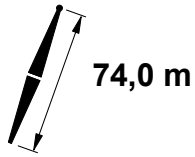
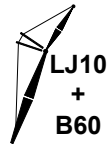


m	85°				83°				80°				m
	°	m	kg	kg	°	m	kg	kg	°	m	kg	kg	
18,3	72,0	101,2	196 600 d	234 600 d									18,3
20,0	67,9	100,5	176 700 c	231 900 c									20,0
22,0	62,9	99,5	157 600 c	223 800 c	69,3	100,5	148 200 c	231 400 c					22,0
24,0	57,7	98,2	141 700 b	205 900 b	64,4	99,5	133 200 c	212 100 c					24,0
26,0	52,1	96,6	128 200 b	189 300 b	59,2	98,3	120 500 b	192 400 b	68,9	99,8	108 900 c	183 300 c	26,0
28,0	46,0	94,7	116 900	176 200	53,7	96,8	109 900 b	176 100 b	63,9	98,8	99 200 c	167 700 c	28,0
30,0	39,1	92,3	107 000	166 000	47,8	95,0	100 600	162 000	58,8	97,5	90 700 b	154 200 b	30,0
32,0	30,7	89,0	98 300	154 400	41,1	92,7	92 400	149 600	53,3	96,0	83 300 b	142 500 b	32,0
34,0					33,3	89,8	85 200	139 000	47,3	94,2	76 800	132 400	34,0
36,0					23,0	85,5	78 600	129 500	40,5	91,9	71 000	123 500	36,0
38,0									32,6	88,9	65 700	115 400	38,0
40,0									21,8	84,4	60 700	108 200	40,0
42,0													42,0
44,0													44,0
46,0													46,0
48,0													48,0
50,0													50,0
52,0													52,0
54,0													54,0
56,0													56,0
58,0													58,0



# MLC650 VPC-MAX S-1

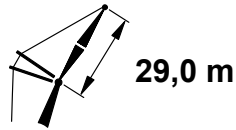
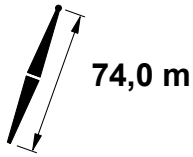
ASME B30.5



m	75°				70°				65°				m
	°	m	kg	kg	°	m	kg	kg	°	m	kg	kg	
18,3													18,3
20,0													20,0
22,0													22,0
24,0													24,0
26,0													26,0
28,0													28,0
30,0													30,0
32,0													32,0
34,0													34,0
36,0	59,6	96,2	57 800 b	113 200 b									36,0
38,0	54,1	94,8	53 400 b	105 800 b									38,0
40,0	48,2	93,0	49 500	99 300									40,0
42,0	41,6	90,8	45 800	93 400									42,0
44,0	33,9	87,9	42 500	87 900	54,5	92,9	32 200 b	80 000 b					44,0
46,0	23,8	83,8	39 200	82 900	48,7	91,1	29 700	75 600					46,0
48,0					42,1	88,9	27 400	71 500					48,0
50,0					34,5	86,1	25 200	67 600	48,5	88,5	14 900	57 800	50,0
52,0					24,7	82,1	23 000	64 000	41,9	86,3	13 400	54 900	52,0
54,0									34,3	83,5	11 900	52 100	54,0
56,0									24,3	79,4	10 500	49 400	56,0
58,0													58,0

# MLC650 VPC-MAX S-1

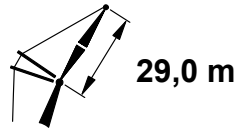
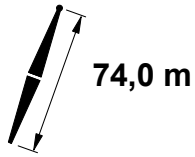
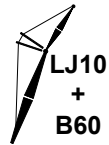
ASME B30.5



	85°				83°				80°				
m	°	m	kg	kg	°	m	kg	kg	°	m	kg	kg	m
18,3	73,9	104,4	195 400 c	217 100 c									18,3
20,0	70,3	103,8	175 500 c	216 000 c									20,0
22,0	66,0	102,8	156 500 c	212 700 c	71,5	103,7	146 900 c	218 500 c					22,0
24,0	61,5	101,7	140 600 b	203 200 b	67,2	102,8	131 900 b	209 500 b					24,0
26,0	56,7	100,4	127 200 b	187 200 b	62,8	101,8	119 300 b	191 200 b					26,0
28,0	51,7	98,8	116 000	173 400	58,1	100,5	108 700 b	174 900 b	66,9	102,1	97 800 b	166 400 b	28,0
30,0	46,2	96,9	106 200	162 000	53,1	99,0	99 500	160 900	62,4	101,1	89 400 b	153 000 b	30,0
32,0	40,1	94,6	97 600	152 900	47,8	97,2	91 400	148 700	57,7	99,8	82 000 b	141 400 b	32,0
34,0	33,0	91,6	90 100	142 700	41,9	95,0	84 400	138 200	52,7	98,2	75 700	131 400	34,0
36,0	23,9	87,5	83 200	133 000	35,2	92,2	78 000	128 800	47,3	96,4	69 900	122 500	36,0
38,0					26,9	88,5	72 200	120 400	41,4	94,2	64 700	114 500	38,0
40,0									34,6	91,3	60 000	107 400	40,0
42,0									26,1	87,5	55 700	101 000	42,0
44,0									12,0	80,7	51 300	94 900	44,0
46,0													46,0
48,0													48,0
50,0													50,0
52,0													52,0
54,0													54,0
56,0													56,0
58,0													58,0
60,0													60,0
62,0													62,0

# MLC650 VPC-MAX S-1

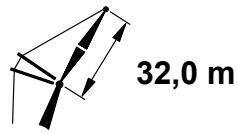
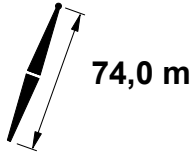
ASME B30.5



m	75°				70°				65°				m
	m	kg	kg	kg	m	kg	kg	kg	m	kg	kg	kg	
18,3													18,3
20,0													20,0
22,0													22,0
24,0													24,0
26,0													26,0
28,0													28,0
30,0													30,0
32,0													32,0
34,0													34,0
36,0													36,0
38,0	58,4	98,5	52 000 b	104 700 b									38,0
40,0	53,5	97,0	48 100	98 200									40,0
42,0	48,2	95,2	44 600	92 300									42,0
44,0	42,3	93,0	41 300	87 000									44,0
46,0	35,7	90,3	38 300	82 100	53,8	95,1	28 300	74 400					46,0
48,0	27,5	86,7	35 500	77 600	48,6	93,3	26 000	70 400					48,0
50,0	15,1	80,8	32 600	73 300	42,8	91,2	23 900	66 600					50,0
52,0					36,2	88,5	22 000	63 100	53,7	92,5	13 400	56 600	52,0
54,0					28,2	85,0	20 000	59 900	48,4	90,7	12 000	53 700	54,0
56,0					16,4	79,4	18 000	56 800	42,6	88,6	10 600	51 000	56,0
58,0									36,0	85,9		48 500	58,0
60,0									27,9	82,3		46 100	60,0
62,0									15,9	76,6		43 700	62,0

# MLC650 VPC-MAX S-1

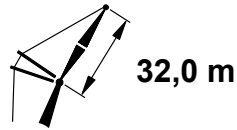
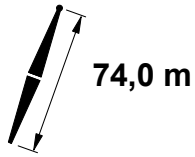
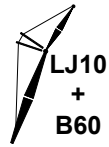
ASME B30.5



m	85°				83°				80°				m
	°	m	kg	kg	°	m	kg	kg	°	m	kg	kg	
19,8	72,6	107,0	191 100 c	201 600 c									19,8
20,0	72,3	107,0	189 100 c	201 400 c									20,0
22,0	68,4	106,2	168 700 c	199 300 c									22,0
24,0	64,4	105,2	151 700 b	196 200 b	69,5	106,1	142 900 b	202 800 b					24,0
26,0	60,3	104,0	137 500 b	185 400 b	65,6	105,2	129 400 b	190 400 b					26,0
28,0	55,9	102,7	125 500	171 300	61,5	104,1	118 000 b	174 200 b					28,0
30,0	51,4	101,1	115 100	159 400	57,2	102,8	108 200	160 200	65,2	104,5	97 900 b	152 300 b	30,0
32,0	46,4	99,2	105 900	149 400	52,7	101,3	99 500	148 100	61,1	103,4	89 900 b	140 700 b	32,0
34,0	41,0	96,9	98 000	141 300	47,9	99,5	92 000	137 600	56,8	102,0	83 100	130 700	34,0
36,0	34,8	94,1	90 800	132 700	42,6	97,3	85 300	128 300	52,3	100,5	76 900	121 900	36,0
38,0	27,4	90,4	84 300	124 000	36,7	94,7	79 200	120 000	47,5	98,7	71 400	114 000	38,0
40,0					29,7	91,3	73 700	112 600	42,1	96,5	66 500	107 000	40,0
42,0					20,4	86,5	68 600	105 900	36,2	93,8	61 900	100 600	42,0
44,0									29,0	90,4	57 700	94 800	44,0
46,0									19,4	85,4	53 700	89 500	46,0
48,0													48,0
50,0													50,0
52,0													52,0
54,0													54,0
56,0													56,0
58,0													58,0
60,0													60,0
62,0													62,0
64,0													64,0

# MLC650 VPC-MAX S-1

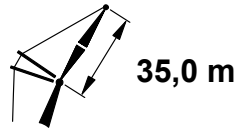
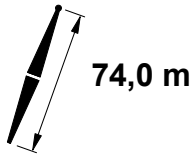
ASME B30.5



m	75°				70°				65°				m
	°	m	kg	kg	°	m	kg	kg	°	m	kg	kg	
19,8													19,8
20,0													20,0
22,0													22,0
24,0													24,0
26,0													26,0
28,0													28,0
30,0													30,0
32,0													32,0
34,0													34,0
36,0													36,0
38,0	61,8	102,1	58 300	103 900									38,0
40,0	57,5	100,8	54 100	97 500									40,0
42,0	53,0	99,3	50 300	91 700									42,0
44,0	48,2	97,5	46 900	86 400									44,0
46,0	43,0	95,3	43 700	81 600	57,8	98,9	33 300	73 700					46,0
48,0	37,1	92,7	40 700	77 200	53,3	97,4	30 900	69 700					48,0
50,0	30,2	89,4	37 900	73 100	48,6	95,6	28 600	66 000					50,0
52,0	21,2	84,8	35 200	69 300	43,4	93,5	26 500	62 600					52,0
54,0					37,6	90,9	24 500	59 500	53,2	94,8	16 100	53 100	54,0
56,0					30,8	87,7	22 600	56 500	48,4	93,0	14 600	50 400	56,0
58,0					21,9	83,2	20 700	53 700	43,2	90,9	13 200	47 900	58,0
60,0									37,4	88,3	11 900	45 600	60,0
62,0									30,6	85,0	10 600	43 400	62,0
64,0									21,7	80,5	9 200	41 200	64,0

# MLC650 VPC-MAX S-1

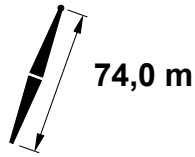
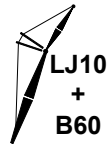
ASME B30.5



m	85°				83°				80°				m
	°	m	kg	kg	°	m	kg	kg	°	m	kg	kg	
19,8	74,2	110,2	187 700 c	187 700 c									19,8
20,0	73,8	110,2	186 000 c	187 600 c									20,0
22,0	70,3	109,4	167 500 b	186 400 b									22,0
24,0	66,8	108,5	150 600 b	184 200 b									24,0
26,0	63,1	107,5	136 300 b	180 900 b									26,0
28,0	59,3	106,3	124 400	169 400	67,8	108,5	128 100 b	187 400 b					28,0
30,0	55,3	104,9	114 000	157 300	64,2	107,5	116 800 b	173 000 b					30,0
32,0	51,1	103,3	104 900	147 000	60,4	106,4	107 000	159 100	67,5	107,8	96 500 b	151 000 b	32,0
34,0	46,6	101,4	97 000	138 500	56,4	105,0	98 400	147 000	63,8	106,8	88 600	139 500	34,0
36,0	41,7	99,2	89 900	131 200	52,3	103,5	90 900	136 600	60,1	105,6	81 800	129 600	36,0
38,0	36,2	96,5	83 600	123 300	47,9	101,7	84 300	127 400	56,1	104,3	75 700	120 800	38,0
40,0	29,8	93,1	77 800	115 700	43,1	99,5	78 200	119 100	51,9	102,7	70 200	112 900	40,0
42,0	21,6	88,5	72 500	108 800	37,8	97,0	72 900	111 800	47,5	100,9	65 300	106 000	42,0
44,0					31,7	93,9	67 900	105 200	42,7	98,7	60 900	99 700	44,0
46,0					24,2	89,7	63 400	99 100	37,4	96,1	56 800	93 900	46,0
48,0									31,2	93,0	53 000	88 700	48,0
50,0									23,5	88,7	49 400	83 900	50,0
52,0									10,7	81,2	45 800	79 300	52,0
54,0													54,0
56,0													56,0
58,0													58,0
60,0													60,0
62,0													62,0
64,0													64,0
66,0													66,0
68,0													68,0

# MLC650 VPC-MAX S-1

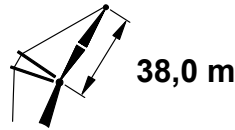
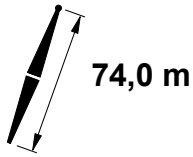
ASME B30.5



m	75°				70°				65°								
	m	°	m	kg	kg	m	°	m	kg	kg	m	°	m	kg	kg	m	
19,8																	19,8
20,0																	20,0
22,0																	22,0
24,0																	24,0
26,0																	26,0
28,0																	28,0
30,0																	30,0
32,0																	32,0
34,0																	34,0
36,0																	36,0
38,0																	38,0
40,0	60,6	104,3	52 700	96 300													40,0
42,0	56,7	103,0	48 900	90 600													42,0
44,0	52,6	101,5	45 500	85 300													44,0
46,0	48,2	99,7	42 400	80 600													46,0
48,0	43,4	97,6	39 500	76 200	57,0	101,1	29 300	68 500									48,0
50,0	38,2	95,1	36 800	72 200	52,9	99,6	27 100	64 900									50,0
52,0	32,2	92,0	34 200	68 500	48,5	97,8	25 100	61 500									52,0
54,0	24,8	88,0	31 800	65 000	43,8	95,7	23 200	58 400									54,0
56,0	13,5	81,4	29 300	61 600	38,6	93,3	21 400	55 500									56,0
58,0					32,7	90,2	19 600	52 800	48,4	95,2	46 800						58,0
60,0					25,4	86,3	17 900	50 200	43,7	93,1	44 500						60,0
62,0					14,7	80,1	16 200	47 700	38,4	90,6	42 300						62,0
64,0									32,5	87,6	40 300						64,0
66,0									25,2	83,6	38 300						66,0
68,0									14,3	77,2	36 400						68,0

# MLC650 VPC-MAX S-1

ASME B30.5

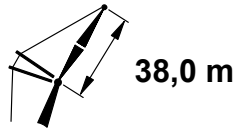
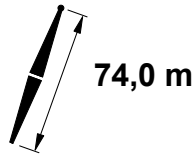
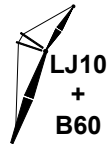


m	85°				83°				80°				m
	°	m	kg	kg	°	m	kg	kg	°	m	kg	kg	
21,3	73,0	112,9	173 600 b	174 800 b									21,3
22,0	72,0	112,7	167 600 b	174 400 b									22,0
24,0	68,7	111,9	150 600 b	172 900 b									24,0
26,0	65,4	110,9	136 400 b	170 700 b	69,7	111,8	128 100 b	175 700 b					26,0
28,0	62,0	109,8	124 500	166 500	66,4	110,9	116 900 b	171 600 b					28,0
30,0	58,4	108,6	114 200	156 900	63,0	109,9	107 100	158 900					30,0
32,0	54,8	107,2	105 100	146 300	59,5	108,7	98 500	146 900	66,1	110,2	88 600	139 300	32,0
34,0	50,9	105,6	97 300	137 400	55,8	107,3	91 100	136 500	62,7	109,1	81 800	129 400	34,0
36,0	46,7	103,7	90 200	129 900	52,0	105,7	84 500	127 300	59,2	107,9	75 800	120 700	36,0
38,0	42,3	101,5	83 900	123 200	47,9	103,9	78 500	119 100	55,5	106,6	70 300	112 900	38,0
40,0	37,3	98,9	78 300	115 800	43,6	101,8	73 200	111 800	51,7	105,0	65 500	105 900	40,0
42,0	31,7	95,8	73 100	109 000	38,8	99,4	68 300	105 300	47,6	103,1	61 100	99 700	42,0
44,0	24,9	91,7	68 300	102 800	33,4	96,4	63 900	99 300	43,2	101,0	57 000	94 000	44,0
46,0					27,0	92,7	59 800	93 800	38,4	98,5	53 300	88 800	46,0
48,0					18,5	87,4	55 900	88 800	32,9	95,5	49 900	84 100	48,0
50,0									26,4	91,7	46 700	79 700	50,0
52,0									17,6	86,2	43 600	75 600	52,0
54,0													54,0
56,0													56,0
58,0													58,0
60,0													60,0
62,0													62,0
64,0													64,0
66,0													66,0
68,0													68,0



# MLC650 VPC-MAX S-1

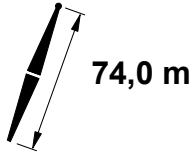
ASME B30.5



m	75°				70°				65°				
	m	°	m	kg	m	°	m	kg	m	°	m	kg	
21,3													21,3
22,0													22,0
24,0													24,0
26,0													26,0
28,0													28,0
30,0													30,0
32,0													32,0
34,0													34,0
36,0													36,0
38,0													38,0
40,0	63,2	107,8	52 700	96 200									40,0
42,0	59,7	106,6	49 000	90 500									42,0
44,0	56,1	105,3	45 600	85 300									44,0
46,0	52,3	103,7	42 500	80 500									46,0
48,0	48,2	101,9	39 600	76 200									48,0
50,0	43,9	99,9	37 000	72 200	56,3	103,4	27 200	64 800					50,0
52,0	39,1	97,5	34 500	68 600	52,5	101,8	25 200	61 500					52,0
54,0	33,8	94,5	32 200	65 200	48,5	100,1	23 300	58 400					54,0
56,0	27,5	90,9	30 000	62 000	44,2	98,0	21 500	55 500					56,0
58,0	19,2	85,7	27 800	59 000	39,5	95,6	19 800	52 900	52,4	99,2	46 800		58,0
60,0					34,2	92,7	18 300	50 400	48,4	97,5	44 500		60,0
62,0					28,0	89,1	16 700	48 000	44,1	95,4	42 400		62,0
64,0					19,9	84,2	15 200	45 700	39,4	93,0	40 400		64,0
66,0									34,1	90,1	38 500		66,0
68,0									27,8	86,5	36 700		68,0

# MLC650 VPC-MAX S-1

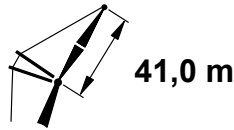
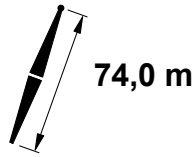
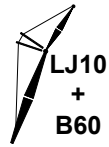
ASME B30.5



	85°				83°				80°				
m	°	m	kg	kg	°	m	kg	kg	°	m	kg	kg	m
21,3	74,3	116,0	163 000 b	163 000 b									21,3
22,0	73,4	115,8	161 100 b	162 900 b									22,0
24,0	70,4	115,1	149 500 b	162 000 b									24,0
26,0	67,3	114,2	135 300	160 400	71,2	115,0	126 800 b	163 900 b					26,0
28,0	64,2	113,3	123 400	158 300	68,2	114,2	115 600	163 400					28,0
30,0	61,0	112,1	113 100	154 000	65,1	113,2	105 900	157 300					30,0
32,0	57,7	110,9	104 000	144 700	62,0	112,2	97 300	145 800	68,0	113,5	87 200	138 100	32,0
34,0	54,3	109,4	96 200	135 700	58,7	110,9	89 900	135 500	64,9	112,5	80 500	128 300	34,0
36,0	50,6	107,8	89 200	127 900	55,3	109,5	83 300	126 300	61,7	111,4	74 500	119 600	36,0
38,0	46,8	105,9	83 000	121 200	51,7	108,0	77 400	118 100	58,4	110,2	69 100	111 800	38,0
40,0	42,7	103,7	77 400	114 900	47,9	106,1	72 100	110 900	55,0	108,8	64 200	104 900	40,0
42,0	38,2	101,2	72 300	108 200	43,9	104,1	67 300	104 400	51,4	107,2	59 900	98 700	42,0
44,0	33,2	98,2	67 600	102 000	39,6	101,7	62 900	98 400	47,6	105,4	55 900	93 000	44,0
46,0	27,3	94,5	63 300	96 400	34,7	98,9	58 900	93 000	43,6	103,3	52 200	87 900	46,0
48,0	19,8	89,5	59 200	91 300	29,1	95,4	55 200	88 100	39,2	100,8	48 900	83 200	48,0
50,0					22,2	90,9	51 700	83 500	34,3	98,0	45 700	78 900	50,0
52,0									28,6	94,4	42 800	74 900	52,0
54,0									21,5	89,8	40 000	71 200	54,0
56,0													56,0
58,0													58,0
60,0													60,0
62,0													62,0
64,0													64,0
66,0													66,0
68,0													68,0
72,0													72,0

# MLC650 VPC-MAX S-1

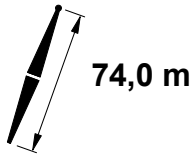
ASME B30.5



m	75°				70°				65°			
	°	m	kg	kg	°	m	kg	kg	°	m	kg	m
21,3												21,3
22,0												22,0
24,0												24,0
26,0												26,0
28,0												28,0
30,0												30,0
32,0												32,0
34,0												34,0
36,0												36,0
38,0												38,0
40,0												40,0
42,0	62,2	110,1	47 500	89 300								42,0
44,0	58,9	108,9	44 200	84 100								44,0
46,0	55,5	107,5	41 100	79 400								46,0
48,0	51,9	106,0	38 300	75 200								48,0
50,0	48,2	104,2	35 700	71 200								50,0
52,0	44,2	102,1	33 200	67 600	55,7	105,6	23 700	60 300				52,0
54,0	39,9	99,7	31 000	64 200	52,2	104,1	21 900	57 300				54,0
56,0	35,1	97,0	28 900	61 100	48,5	102,3	20 100	54 500				56,0
58,0	29,5	93,5	26 800	58 200	44,5	100,3	18 500	51 800				58,0
60,0	22,7	89,1	24 900	55 400	40,2	97,9	17 000	49 300	52,1	101,5	43 300	60,0
62,0	12,4	82,0	22 800	52 700	35,4	95,1	15 500	47 000	48,4	99,7	41 300	62,0
64,0					30,0	91,8	14 100	44 800	44,4	97,6	39 300	64,0
66,0					23,3	87,5	12 700	42 700	40,1	95,3	37 400	66,0
68,0					13,4	80,7	11 300	40 600	35,3	92,5	35 700	68,0
72,0									23,1	84,8	32 400	72,0

# MLC650 VPC-MAX S-1

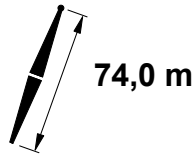
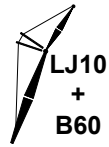
ASME B30.5



m	85°				83°				80°				m
	o	m	kg	kg	o	m	kg	kg	o	m	kg	kg	
22,9	73,4	118,7	152 200 b	152 200 b									22,9
24,0	71,8	118,3	147 200	151 800									24,0
26,0	69,0	117,5	134 500	150 700	72,6	118,2	125 900	152 700					26,0
28,0	66,1	116,6	122 600	149 100	69,8	117,5	114 700	152 700					28,0
30,0	63,2	115,6	112 300	147 000	67,0	116,6	105 000	152 200					30,0
32,0	60,2	114,4	103 300	142 200	64,1	115,6	96 500	144 900	69,6	116,7	86 300	137 200	32,0
34,0	57,1	113,1	95 500	134 400	61,1	114,5	89 100	134 700	66,7	115,9	79 600	127 400	34,0
36,0	53,9	111,7	88 500	126 400	58,0	113,2	82 500	125 600	63,8	114,9	73 600	118 700	36,0
38,0	50,5	110,0	82 300	119 400	54,8	111,8	76 600	117 400	60,8	113,8	68 200	111 000	38,0
40,0	46,9	108,2	76 700	113 400	51,5	110,2	71 400	110 200	57,7	112,5	63 400	104 100	40,0
42,0	43,1	106,0	71 600	107 400	48,0	108,4	66 600	103 700	54,5	111,1	59 000	97 900	42,0
44,0	39,0	103,6	67 000	101 400	44,3	106,4	62 200	97 800	51,2	109,4	55 100	92 300	44,0
46,0	34,5	100,7	62 800	95 900	40,2	104,0	58 300	92 400	47,7	107,6	51 500	87 200	46,0
48,0	29,3	97,3	58 900	90 800	35,8	101,3	54 600	87 500	43,9	105,6	48 100	82 600	48,0
50,0	23,0	92,9	55 200	86 100	30,9	98,0	51 200	83 000	39,9	103,2	45 100	78 300	50,0
52,0					25,0	94,0	48 000	78 800	35,5	100,4	42 200	74 300	52,0
54,0					17,1	88,3	44 900	74 900	30,4	97,1	39 500	70 700	54,0
56,0									24,4	93,0	37 000	67 200	56,0
58,0													58,0
60,0													60,0
62,0													62,0
64,0													64,0
66,0													66,0
68,0													68,0
72,0													72,0
76,0													76,0

# MLC650 VPC-MAX S-1

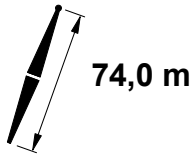
ASME B30.5



m	75°				70°				65°								
	m	°	m	kg	kg	m	°	m	kg	kg	m	°	m	kg	kg	m	
22,9																	22,9
24,0																	24,0
26,0																	26,0
28,0																	28,0
30,0																	30,0
32,0																	32,0
34,0																	34,0
36,0																	36,0
38,0																	38,0
40,0																	40,0
42,0																	42,0
44,0	61,3	112,5	43 200	83 300													44,0
46,0	58,2	111,2	40 200	78 700													46,0
48,0	55,0	109,8	37 400	74 400													48,0
50,0	51,7	108,2	34 800	70 500													50,0
52,0	48,2	106,4	32 400	66 900	58,4	109,3	22 700	59 600									52,0
54,0	44,5	104,4	30 200	63 500	55,3	107,9	20 900	56 500									54,0
56,0	40,5	102,1	28 100	60 400	52,0	106,3	19 200	53 700									56,0
58,0	36,2	99,4	26 100	57 500	48,5	104,5	17 600	51 100									58,0
60,0	31,2	96,2	24 300	54 800	44,8	102,5	16 100	48 600									60,0
62,0	25,4	92,2	22 500	52 300	40,8	100,2	14 700	46 400	51,9	103,7	40 500						62,0
64,0	17,7	86,6	20 700	49 800	36,5	97,6	13 400	44 200	48,4	101,9	38 600						64,0
66,0					31,6	94,4	12 100	42 200	44,7	99,9	36 700						66,0
68,0					25,9	90,5	10 800	40 200	40,7	97,6	35 000						68,0
72,0									31,5	91,8	31 800						72,0
76,0									18,2	82,4	28 800						76,0

# MLC650 VPC-MAX S-1

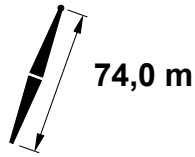
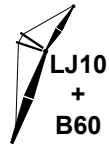
ASME B30.5



	85°				83°				80°				
m	°	m	kg	kg	°	m	kg	kg	°	m	kg	kg	m
22,9	74,4	121,8	142 100 b	142 100 b									22,9
24,0	73,0	121,5	142 000	142 000									24,0
26,0	70,4	120,7	133 300	141 400									26,0
28,0	67,8	119,9	121 500	140 200	71,1	120,7	113 500	142 600					28,0
30,0	65,1	119,0	111 200	138 500	68,5	119,9	103 800	142 500					30,0
32,0	62,3	117,9	102 200	136 700	65,8	118,9	95 300	141 800					32,0
34,0	59,5	116,7	94 400	130 100	63,1	117,9	87 900	133 600	68,3	119,2	78 200	126 300	34,0
36,0	56,5	115,4	87 500	123 300	60,3	116,8	81 400	124 500	65,6	118,2	72 300	117 600	36,0
38,0	53,5	113,9	81 200	116 700	57,4	115,5	75 500	116 400	62,9	117,2	66 900	109 900	38,0
40,0	50,3	112,2	75 700	110 500	54,4	114,0	70 200	109 200	60,0	116,0	62 100	103 100	40,0
42,0	47,0	110,4	70 600	104 600	51,3	112,4	65 500	102 800	57,1	114,7	57 800	96 900	42,0
44,0	43,5	108,3	66 000	99 100	48,0	110,6	61 200	96 900	54,1	113,3	53 900	91 300	44,0
46,0	39,7	105,9	61 900	94 200	44,5	108,6	57 200	91 500	51,0	111,7	50 300	86 200	46,0
48,0	35,5	103,1	58 000	89 800	40,8	106,3	53 600	86 700	47,7	109,8	47 000	81 600	48,0
50,0	30,9	99,9	54 400	85 400	36,7	103,7	50 200	82 200	44,2	107,8	43 900	77 400	50,0
52,0	25,4	95,9	51 100	81 100	32,3	100,6	47 100	78 000	40,5	105,5	41 100	73 400	52,0
54,0	18,3	90,4	47 900	77 100	27,1	96,8	44 200	74 200	36,4	102,8	38 500	69 800	54,0
56,0					20,6	91,9	41 400	70 600	31,9	99,7	36 000	66 400	56,0
58,0									26,6	95,8	33 700	63 300	58,0
60,0									20,0	90,8	31 400	60 300	60,0
62,0													62,0
64,0													64,0
66,0													66,0
68,0													68,0
72,0													72,0
76,0													76,0
80,0													80,0

# MLC650 VPC-MAX S-1

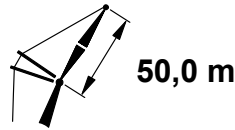
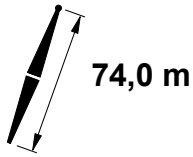
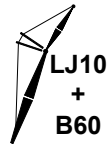
ASME B30.5



m	75°				70°				65°			m
	°	m	kg	kg	°	m	kg	kg	°	m	kg	
22,9												22,9
24,0												24,0
26,0												26,0
28,0												28,0
30,0												30,0
32,0												32,0
34,0												34,0
36,0												36,0
38,0												38,0
40,0												40,0
42,0												42,0
44,0												44,0
46,0	60,5	114,7	38 800	77 500								46,0
48,0	57,6	113,5	36 000	73 300								48,0
50,0	54,6	112,0	33 500	69 400								50,0
52,0	51,5	110,4	31 100	65 800								52,0
54,0	48,2	108,6	28 900	62 500	57,8	111,5	19 400	55 400				54,0
56,0	44,7	106,6	26 900	59 500	54,8	110,1	17 800	52 600				56,0
58,0	41,0	104,4	24 900	56 600	51,7	108,5	16 200	50 000				58,0
60,0	37,0	101,7	23 100	53 900	48,4	106,8	14 700	47 600				60,0
62,0	32,6	98,7	21 400	51 400	45,0	104,8	13 400	45 300				62,0
64,0	27,4	95,0	19 800	49 000	41,3	102,5	12 100	43 200	51,6	105,9	37 400	64,0
66,0	21,1	90,2	18 200	46 800	37,3	99,9	10 800	41 200	48,4	104,2	35 600	66,0
68,0	11,4	82,5	16 400	44 500	32,9	96,9	9 600	39 300	44,9	102,1	33 900	68,0
72,0					21,6	88,6		35 700	37,2	97,3	30 800	72,0
76,0									27,7	90,6	27 900	76,0
80,0									12,1	78,4	25 100	80,0

# MLC650 VPC-MAX S-1

ASME B30.5

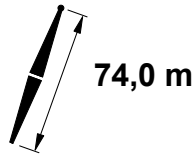
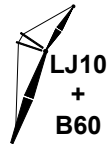


m	85°				83°				80°				m
	°	m	kg	kg	°	m	kg	kg	°	m	kg	kg	
24,4	73,6	124,5	132 900	132 900									24,4
26,0	71,6	123,9	132 200	132 600									26,0
28,0	69,2	123,2	121 200	131 800									28,0
30,0	66,7	122,3	110 900	130 600	69,9	123,1	103 400	133 300					30,0
32,0	64,1	121,3	101 900	129 000	67,4	122,2	94 900	133 000					32,0
34,0	61,5	120,2	94 100	125 700	64,8	121,3	87 600	131 200					34,0
36,0	58,8	119,0	87 200	119 500	62,3	120,2	81 100	124 100	67,2	121,5	71 900	117 200	36,0
38,0	56,0	117,6	81 000	113 400	59,6	119,0	75 200	116 100	64,6	120,6	66 500	109 500	38,0
40,0	53,2	116,1	75 500	107 500	56,8	117,7	70 000	108 900	62,0	119,5	61 800	102 700	40,0
42,0	50,2	114,5	70 500	101 900	54,0	116,3	65 300	102 400	59,4	118,3	57 500	96 600	42,0
44,0	47,1	112,6	65 900	96 600	51,1	114,6	60 900	96 600	56,6	117,0	53 500	91 000	44,0
46,0	43,8	110,5	61 700	91 600	48,0	112,8	57 000	91 300	53,8	115,5	50 000	85 900	46,0
48,0	40,2	108,2	57 900	87 200	44,7	110,8	53 400	86 400	50,8	113,9	46 700	81 300	48,0
50,0	36,4	105,5	54 400	83 200	41,3	108,6	50 100	81 900	47,7	112,1	43 700	77 100	50,0
52,0	32,2	102,4	51 100	79 800	37,5	106,0	47 000	77 800	44,4	110,0	40 900	73 200	52,0
54,0	27,3	98,6	48 000	76 800	33,4	103,0	44 100	74 000	41,0	107,7	38 300	69 600	54,0
56,0	21,4	93,9	45 100	73 300	28,8	99,5	41 500	70 500	37,2	105,1	35 900	66 200	56,0
58,0					23,2	95,1	38 900	67 200	33,1	102,1	33 600	63 100	58,0
60,0					15,8	88,9	36 400	64 000	28,3	98,5	31 400	60 200	60,0
62,0									22,7	94,0	29 400	57 400	62,0
64,0									15,0	87,6	27 300	54 800	64,0
66,0													66,0
68,0													68,0
72,0													72,0
76,0													76,0
80,0													80,0



# MLC650 VPC-MAX S-1

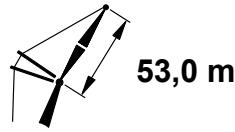
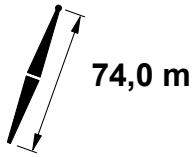
ASME B30.5



m	75°				70°				65°			
	°	m	kg	kg	°	m	kg	kg	°	m	kg	
24,4												24,4
26,0												26,0
28,0												28,0
30,0												30,0
32,0												32,0
34,0												34,0
36,0												36,0
38,0												38,0
40,0												40,0
42,0												42,0
44,0												44,0
46,0	62,4	118,2	38 400	77 100								46,0
48,0	59,8	117,0	35 600	72 900								48,0
50,0	57,0	115,7	33 100	69 100								50,0
52,0	54,2	114,3	30 700	65 500								52,0
54,0	51,3	112,7	28 600	62 200								54,0
56,0	48,2	110,9	26 500	59 200	57,2	113,8	17 300	52 200				56,0
58,0	44,9	108,9	24 600	56 300	54,4	112,3	15 800	49 600				58,0
60,0	41,5	106,6	22 900	53 700	51,5	110,8	14 300	47 200				60,0
62,0	37,8	104,1	21 200	51 200	48,4	109,0	13 000	45 000				62,0
64,0	33,7	101,1	19 600	48 800	45,2	107,0	11 700	42 900	54,3	109,8	37 000	64,0
66,0	29,1	97,6	18 100	46 600	41,8	104,8	10 500	40 900	51,4	108,2	35 300	66,0
68,0	23,6	93,3	16 600	44 500	38,1	102,2		39 000	48,3	106,4	33 600	68,0
72,0					29,5	95,9		35 500	41,7	102,1	30 500	72,0
76,0					17,0	85,8		32 300	33,9	96,7	27 700	76,0
80,0									23,9	89,0	25 100	80,0

# MLC650 VPC-MAX S-1

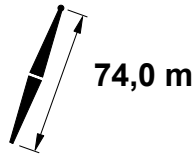
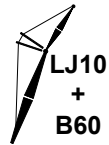
ASME B30.5



m	85°				83°				80°				m
	°	m	kg	kg	°	m	kg	kg	°	m	kg	kg	
24,4	74,6	127,6	123 800	123 800									24,4
26,0	72,7	127,1	123 700	123 700									26,0
28,0	70,4	126,4	120 000	123 300									28,0
30,0	68,1	125,6	109 800	122 500	71,1	126,3	102 200	124 000					30,0
32,0	65,7	124,7	100 800	121 400	68,8	125,5	93 700	124 000					32,0
34,0	63,3	123,7	93 000	119 600	66,4	124,6	86 400	123 600					34,0
36,0	60,8	122,5	86 100	115 600	64,0	123,7	79 900	121 700	68,6	124,8	70 500	116 000	36,0
38,0	58,3	121,3	79 900	110 100	61,5	122,6	74 000	115 100	66,2	123,9	65 200	108 400	38,0
40,0	55,6	119,9	74 400	104 700	59,0	121,4	68 800	107 900	63,8	122,9	60 500	101 600	40,0
42,0	52,9	118,4	69 400	99 400	56,4	120,0	64 100	101 500	61,3	121,8	56 200	95 500	42,0
44,0	50,1	116,7	64 900	94 400	53,7	118,5	59 800	95 600	58,8	120,6	52 300	90 000	44,0
46,0	47,1	114,9	60 700	89 600	50,9	116,9	55 900	90 300	56,2	119,3	48 800	84 900	46,0
48,0	44,0	112,8	56 900	85 200	48,0	115,1	52 400	85 500	53,5	117,8	45 500	80 300	48,0
50,0	40,7	110,5	53 400	81 100	44,9	113,1	49 000	81 100	50,7	116,1	42 500	76 100	50,0
52,0	37,2	107,9	50 200	77 400	41,7	110,9	46 000	77 000	47,8	114,3	39 700	72 200	52,0
54,0	33,3	104,9	47 200	74 300	38,2	108,4	43 200	73 200	44,7	112,3	37 200	68 700	54,0
56,0	28,9	101,4	44 300	71 700	34,5	105,5	40 500	69 700	41,4	110,1	34 800	65 300	56,0
58,0	23,8	97,1	41 600	69 200	30,2	102,2	38 000	66 400	37,9	107,5	32 500	62 200	58,0
60,0	17,2	91,3	39 100	66 000	25,4	98,1	35 700	63 400	34,1	104,6	30 400	59 300	60,0
62,0					19,3	92,9	33 400	60 500	29,9	101,2	28 400	56 600	62,0
64,0					9,8	84,3	31 100	57 700	24,9	97,1	26 500	54 100	64,0
66,0									18,7	91,7	24 700	51 600	66,0
68,0													68,0
72,0													72,0
76,0													76,0
80,0													80,0
84,0													84,0

# MLC650 VPC-MAX S-1

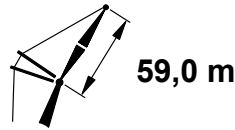
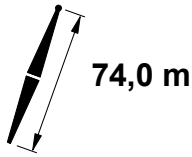
ASME B30.5



m	75°				70°				65°			m
	°	m	kg	kg	°	m	kg	kg	°	m	kg	
24,4												24,4
26,0												26,0
28,0												28,0
30,0												30,0
32,0												32,0
34,0												34,0
36,0												36,0
38,0												38,0
40,0												40,0
42,0												42,0
44,0												44,0
46,0	64,1	121,6	36 900	76 000								46,0
48,0	61,7	120,5	34 200	71 800								48,0
50,0	59,2	119,3	31 700	68 000								50,0
52,0	56,6	118,0	29 400	64 400								52,0
54,0	53,9	116,5	27 200	61 200								54,0
56,0	51,1	114,9	25 200	58 100								56,0
58,0	48,2	113,1	23 400	55 300	56,8	116,1	14 300	48 500				58,0
60,0	45,2	111,1	21 600	52 700	54,1	114,6	12 900	46 100				60,0
62,0	41,9	108,9	20 000	50 200	51,3	113,0	11 600	43 900				62,0
64,0	38,5	106,4	18 400	47 900	48,4	111,2	10 300	41 800				64,0
66,0	34,7	103,6	16 900	45 700	45,4	109,3		39 900	54,0	112,0	34 100	66,0
68,0	30,5	100,3	15 500	43 700	42,2	107,1		38 000	51,2	110,4	32 500	68,0
72,0	19,8	91,2	12 800	39 800	35,0	101,8		34 600	45,3	106,7	29 400	72,0
76,0					26,1	94,6		31 500	38,6	102,0	26 700	76,0
80,0					11,6	81,8		28 500	30,7	95,9	24 100	80,0
84,0									20,1	86,9	21 800	84,0

# MLC650 VPC-MAX S-1

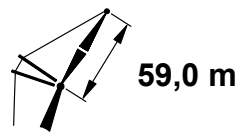
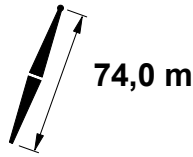
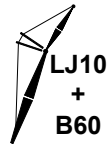
ASME B30.5



m	85°				83°				80°				m
	°	m	kg	kg	°	m	kg	kg	°	m	kg	kg	
25,9	74,6	133,4	108 400	108 400									25,9
26,0	74,5	133,4	108 400	108 400									26,0
28,0	72,5	132,8	108 400	108 400									28,0
30,0	70,4	132,1	106 700	108 100									30,0
32,0	68,3	131,3	99 300	107 500	71,0	132,0	92 100	108 300					32,0
34,0	66,2	130,4	91 600	106 700	68,9	131,2	84 800	108 300					34,0
36,0	64,0	129,4	84 700	105 600	66,8	130,3	78 300	108 200					36,0
38,0	61,8	128,3	78 500	102 800	64,7	129,4	72 500	107 900					38,0
40,0	59,6	127,1	73 000	98 400	62,5	128,3	67 300	106 300	66,6	129,6	58 800	100 100	40,0
42,0	57,3	125,8	68 100	93 900	60,2	127,2	62 600	100 200	64,5	128,7	54 500	94 100	42,0
44,0	54,9	124,4	63 500	89 500	57,9	125,9	58 400	94 400	62,3	127,6	50 600	88 500	44,0
46,0	52,4	122,9	59 400	85 200	55,6	124,5	54 500	89 100	60,0	126,4	47 100	83 600	46,0
48,0	49,9	121,2	55 700	81 100	53,2	123,0	51 000	84 300	57,7	125,2	43 900	79 000	48,0
50,0	47,3	119,3	52 200	77 200	50,6	121,4	47 700	79 900	55,4	123,8	40 900	74 800	50,0
52,0	44,5	117,3	49 000	73 600	48,0	119,6	44 700	75 800	52,9	122,3	38 200	71 000	52,0
54,0	41,6	115,1	46 000	70 200	45,3	117,6	41 900	72 100	50,4	120,6	35 700	67 400	54,0
56,0	38,5	112,6	43 200	67 100	42,4	115,4	39 300	68 600	47,8	118,8	33 300	64 100	56,0
58,0	35,1	109,8	40 600	64 400	39,4	113,0	36 800	65 400	45,1	116,8	31 100	61 000	58,0
60,0	31,5	106,6	38 200	62 000	36,1	110,3	34 600	62 400	42,2	114,6	29 100	58 200	60,0
62,0	27,3	102,8	35 900	60 100	32,5	107,2	32 400	59 500	39,1	112,2	27 100	55 500	62,0
64,0	22,5	98,2	33 700	58 800	28,6	103,7	30 400	56 900	35,8	109,4	25 300	53 000	64,0
66,0	16,2	92,1	31 600	56 800	24,0	99,4	28 400	54 400	32,2	106,3	23 600	50 700	66,0
68,0					18,2	93,8	26 500	52 000	28,2	102,7	21 900	48 400	68,0
72,0									17,7	92,6	18 800	44 300	72,0
76,0													76,0
80,0													80,0
84,0													84,0
88,0													88,0

# MLC650 VPC-MAX S-1

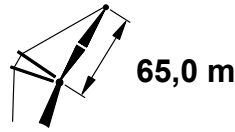
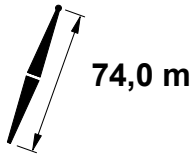
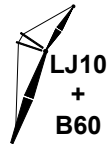
ASME B30.5



m	75°				70°				65°				
	°	m	kg	kg	°	m	kg	kg	°	m	kg	kg	m
25,9													25,9
26,0													26,0
28,0													28,0
30,0													30,0
32,0													32,0
34,0													34,0
36,0													36,0
38,0													38,0
40,0													40,0
42,0													42,0
44,0													44,0
46,0													46,0
48,0													48,0
50,0	62,6	126,3	29 900	66 500									50,0
52,0	60,4	125,1	27 600	63 000									52,0
54,0	58,1	123,9	25 500	59 700									54,0
56,0	55,7	122,5	23 500	56 700									56,0
58,0	53,3	121,0	21 700	53 900									58,0
60,0	50,8	119,4	20 000	51 300	58,3	122,0	44 600						60,0
62,0	48,2	117,6	18 400	48 900	55,9	120,6	42 400						62,0
64,0	45,5	115,6	16 800	46 600	53,5	119,1	40 400						64,0
66,0	42,6	113,5	15 400	44 500	51,0	117,5	38 400						66,0
68,0	39,6	111,1	14 100	42 500	48,4	115,7	36 600						68,0
72,0	32,8	105,3	11 500	38 800	42,8	111,6	33 300	50,9	114,9	27 900			72,0
76,0	24,3	97,6	9 200	35 400	36,6	106,6	30 300	45,6	111,2	25 200			76,0
80,0					29,2	100,1	27 500	39,7	106,6	22 800			80,0
84,0					19,1	90,6	25 000	33,0	100,9	20 600			84,0
88,0								24,5	93,2	18 500			88,0

# MLC650 VPC-MAX S-1

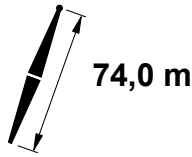
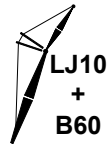
ASME B30.5



m	85°				83°				80°				m
	°	m	kg	kg	°	m	kg	kg	°	m	kg	kg	
27,4	74,7	139,3	95 100	95 100									27,4
28,0	74,2	139,1	95 100	95 100									28,0
30,0	72,3	138,5	95 000	95 000									30,0
32,0	70,4	137,7	94 700	94 700	72,8	138,3	90 400	94 800					32,0
34,0	68,5	136,9	90 200	94 100	71,0	137,6	83 200	94 800					34,0
36,0	66,6	136,1	83 300	93 400	69,1	136,9	76 700	94 800					36,0
38,0	64,7	135,1	77 100	92 600	67,2	136,0	70 900	94 800					38,0
40,0	62,7	134,1	71 700	91 200	65,2	135,1	65 800	94 600	68,9	136,2	57 000	93 300	40,0
42,0	60,7	132,9	66 700	87 700	63,3	134,1	61 100	94 100	67,0	135,3	52 800	91 800	42,0
44,0	58,6	131,7	62 200	84 000	61,2	133,0	56 900	92 700	65,1	134,4	49 000	87 100	44,0
46,0	56,5	130,4	58 100	80 400	59,2	131,8	53 000	87 800	63,1	133,4	45 500	82 200	46,0
48,0	54,3	128,9	54 300	76 900	57,1	130,5	49 500	83 100	61,1	132,2	42 300	77 600	48,0
50,0	52,1	127,4	50 900	73 400	54,9	129,0	46 300	78 700	59,0	131,0	39 400	73 500	50,0
52,0	49,7	125,7	47 700	70 000	52,7	127,5	43 300	74 600	56,9	129,7	36 600	69 700	52,0
54,0	47,4	123,8	44 800	66 900	50,4	125,9	40 500	70 900	54,7	128,3	34 100	66 100	54,0
56,0	44,9	121,8	42 000	63 900	48,0	124,1	37 900	67 500	52,5	126,8	31 800	62 900	56,0
58,0	42,2	119,6	39 400	61 100	45,6	122,1	35 500	64 200	50,2	125,1	29 600	59 800	58,0
60,0	39,5	117,2	37 100	58 500	43,0	120,0	33 300	61 300	47,8	123,3	27 600	57 000	60,0
62,0	36,5	114,5	34 800	56 100	40,3	117,6	31 200	58 500	45,4	121,3	25 700	54 300	62,0
64,0	33,4	111,6	32 700	54 000	37,4	115,0	29 200	55 800	42,8	119,2	23 900	51 900	64,0
66,0	29,9	108,2	30 700	52 300	34,3	112,1	27 300	53 400	40,1	116,8	22 200	49 500	66,0
68,0	26,0	104,2	28 800	50 800	30,9	108,9	25 500	51 000	37,2	114,2	20 600	47 300	68,0
72,0	15,4	92,9	25 100	49 000	22,8	100,5	22 200	46 800	30,6	107,9	17 600	43 300	72,0
76,0					8,7	85,1	18 900	42 800	22,4	99,5	14 900	39 700	76,0
80,0													80,0
84,0													84,0
88,0													88,0
92,0													92,0
96,0													96,0

# MLC650 VPC-MAX S-1

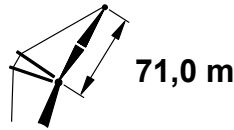
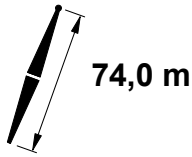
ASME B30.5



m	75°				70°			65°			m
	°	m	kg	kg	°	m	kg	°	m	kg	
27,4											27,4
28,0											28,0
30,0											30,0
32,0											32,0
34,0											34,0
36,0											36,0
38,0											38,0
40,0											40,0
42,0											42,0
44,0											44,0
46,0											46,0
48,0											48,0
50,0											50,0
52,0	63,4	132,0	25 800	61 500							52,0
54,0	61,4	130,9	23 700	58 300							54,0
56,0	59,3	129,7	21 700	55 300							56,0
58,0	57,2	128,4	19 900	52 500							58,0
60,0	55,1	127,0	18 300	50 000							60,0
62,0	52,9	125,5	16 700	47 600							62,0
64,0	50,6	123,9	15 200	45 300	57,4	126,5	38 900				64,0
66,0	48,2	122,1	13 800	43 200	55,2	125,1	37 000				66,0
68,0	45,7	120,1	12 500	41 200	53,0	123,6	35 200				68,0
72,0	40,5	115,7	10 000	37 600	48,4	120,2	31 900				72,0
76,0	34,5	110,2		34 300	43,4	116,1	29 000	50,7	119,4	23 800	76,0
80,0	27,4	103,2		31 300	37,8	111,3	26 300	45,9	115,6	21 400	80,0
84,0	17,7	93,0		28 500	31,4	105,2	23 900	40,6	111,2	19 300	84,0
88,0					23,4	97,1	21 600	34,7	105,8	17 300	88,0
92,0								27,6	98,8	15 400	92,0
96,0								18,0	88,8	13 700	96,0

# MLC650 VPC-MAX S-1

ASME B30.5

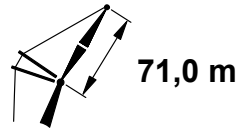
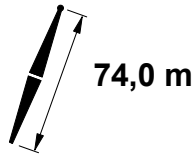


m	85°				83°				80°				m
	°	m	kg	kg	°	m	kg	kg	°	m	kg	kg	
29,0	74,7	145,1	82 700	82 700									29,0
30,0	73,9	144,7	82 700	82 700									30,0
32,0	72,2	144,1	82 600	82 600									32,0
34,0	70,4	143,4	82 300	82 300									34,0
36,0	68,7	142,6	81 100	81 900	70,9	143,3	75 600	82 300					36,0
38,0	66,9	141,7	76 200	81 400	69,2	142,5	69 800	82 300					38,0
40,0	65,2	140,8	70 700	80 800	67,5	141,7	64 700	82 300					40,0
42,0	63,4	139,8	65 800	80 100	65,7	140,7	60 100	82 100	69,1	141,8	51 600	80 500	42,0
44,0	61,5	138,7	61 300	78 700	63,9	139,8	55 800	81 700	67,3	141,0	47 800	80 500	44,0
46,0	59,6	137,5	57 200	75 900	62,0	138,7	52 000	81 300	65,5	140,0	44 300	80 100	46,0
48,0	57,7	136,2	53 400	72 900	60,2	137,5	48 500	80 700	63,7	139,1	41 200	76 600	48,0
50,0	55,8	134,9	50 000	70 000	58,3	136,3	45 300	77 800	61,9	138,0	38 200	72 500	50,0
52,0	53,8	133,4	46 800	67 100	56,3	135,0	42 300	73 800	60,0	136,8	35 500	68 700	52,0
54,0	51,7	131,8	43 900	64 200	54,4	133,5	39 500	70 100	58,1	135,6	33 100	65 200	54,0
56,0	49,6	130,1	41 200	61 500	52,3	132,0	37 000	66 600	56,2	134,2	30 700	62 000	56,0
58,0	47,4	128,3	38 600	58 800	50,2	130,3	34 600	63 400	54,2	132,8	28 600	58 900	58,0
60,0	45,1	126,3	36 300	56 400	48,0	128,5	32 400	60 500	52,1	131,2	26 600	56 100	60,0
62,0	42,8	124,1	34 000	54 000	45,8	126,6	30 300	57 700	50,0	129,5	24 700	53 500	62,0
64,0	40,3	121,8	31 900	51 800	43,4	124,5	28 300	55 100	47,9	127,7	22 900	51 000	64,0
66,0	37,6	119,2	30 000	49 700	41,0	122,2	26 500	52 600	45,6	125,8	21 300	48 700	66,0
68,0	34,8	116,4	28 100	47 900	38,4	119,7	24 700	50 300	43,2	123,6	19 700	46 600	68,0
72,0	28,5	109,6	24 700	44 800	32,7	113,8	21 500	46 100	38,2	118,8	16 800	42 600	72,0
76,0	20,3	100,3	21 500	43 000	25,9	106,4	18 600	42 300	32,4	112,9	14 100	39 000	76,0
80,0					16,4	95,4	15 800	38 900	25,5	105,4	11 700	35 700	80,0
84,0									15,9	94,2		32 700	84,0
88,0													88,0
92,0													92,0
96,0													96,0
100,0													100,0



# MLC650 VPC-MAX S-1

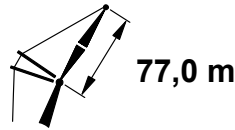
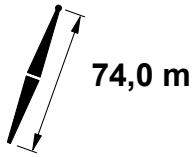
ASME B30.5



m	75°				70°			65°			m
	°	m	kg	kg	°	m	kg	°	m	kg	
29,0											29,0
30,0											30,0
32,0											32,0
34,0											34,0
36,0											36,0
38,0											38,0
40,0											40,0
42,0											42,0
44,0											44,0
46,0											46,0
48,0											48,0
50,0											50,0
52,0											52,0
54,0	64,0	137,7	22 400	57 200							54,0
56,0	62,2	136,7	20 500	54 300							56,0
58,0	60,3	135,5	18 700	51 500							58,0
60,0	58,4	134,3	17 000	49 000							60,0
62,0	56,5	132,9	15 500	46 600							62,0
64,0	54,5	131,5	14 000	44 400							64,0
66,0	52,4	130,0	12 600	42 300	58,6	132,3	36 000				66,0
68,0	50,4	128,3	11 300	40 300	56,6	131,0	34 200				68,0
72,0	45,9	124,6	36 700	52,6	128,1	30 900					72,0
76,0	41,2	120,2	33 400	48,3	124,6	28 000					76,0
80,0	35,8	115,0	30 500	43,8	120,6	25 400	50,4	123,8	20 400		80,0
84,0	29,7	108,5	27 900	38,8	115,9	23 000	46,0	120,1	18 300		84,0
88,0	22,0	99,8		25 400	33,1	110,1	20 800	41,3	115,7	16 300	88,0
92,0					26,4	102,8	18 800	36,0	110,5	14 600	92,0
96,0					17,3	92,3	16 900	29,8	104,1	12 700	96,0
100,0								22,2	95,5	10 900	100,0

# MLC650 VPC-MAX S-1

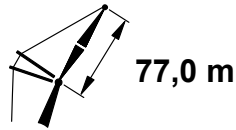
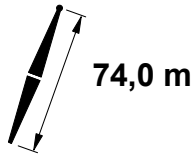
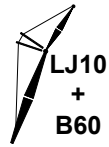
ASME B30.5



m	85°				83°				80°				m
	°	m	kg	kg	°	m	kg	kg	°	m	kg	kg	
30,5	74,8	150,9	72 300	72 300									30,5
32,0	73,6	150,4	72 200	72 200									32,0
34,0	72,0	149,7	72 000	72 000									34,0
36,0	70,4	149,0	71 800	71 800									36,0
38,0	68,8	148,2	71 400	71 400	70,9	148,9	68 100	71 800					38,0
40,0	67,2	147,4	69 100	71 000	69,3	148,2	63 000	71 700					40,0
42,0	65,6	146,5	64 200	70 500	67,7	147,3	58 400	71 600					42,0
44,0	63,9	145,5	59 700	69 900	66,1	146,4	54 200	71 400					44,0
46,0	62,3	144,4	55 600	69 300	64,4	145,5	50 400	71 100	67,6	146,6	42 500	70 100	46,0
48,0	60,5	143,3	51 900	67 700	62,7	144,4	46 900	70 800	65,9	145,7	39 400	70 100	48,0
50,0	58,8	142,1	48 500	65 300	61,0	143,3	43 600	70 400	64,3	144,8	36 500	70 100	50,0
52,0	57,0	140,8	45 300	62 800	59,3	142,1	40 700	70 000	62,6	143,7	33 800	67 300	52,0
54,0	55,2	139,4	42 400	60 400	57,5	140,9	37 900	68 600	60,9	142,6	31 300	63 800	54,0
56,0	53,4	137,9	39 700	58 000	55,7	139,5	35 400	65 300	59,2	141,4	29 000	60 600	56,0
58,0	51,4	136,3	37 100	55 700	53,9	138,0	33 000	62 100	57,4	140,1	26 900	57 600	58,0
60,0	49,5	134,6	34 800	53 400	52,0	136,5	30 800	59 200	55,6	138,7	24 900	54 800	60,0
62,0	47,5	132,7	32 600	51 200	50,1	134,8	28 800	56 400	53,7	137,3	23 000	52 200	62,0
64,0	45,4	130,8	30 500	49 200	48,1	133,0	26 800	53 800	51,8	135,7	21 300	49 700	64,0
66,0	43,2	128,7	28 600	47 200	46,0	131,1	25 000	51 400	49,9	134,0	19 600	47 400	66,0
68,0	40,9	126,4	26 700	45 300	43,8	129,0	23 300	49 200	47,9	132,2	18 100	45 300	68,0
72,0	36,1	121,1	23 400	42 000	39,3	124,3	20 100	45 000	43,7	128,2	15 200	41 300	72,0
76,0	30,5	114,8	20 300	39 300	34,2	118,7	17 200	41 200	39,1	123,5	12 700	37 800	76,0
80,0	23,7	106,6	17 500	37 400	28,2	111,9	14 600	37 800	33,9	117,9	10 300	34 600	80,0
84,0	14,0	94,2	14 800	36 700	20,8	102,7	12 200	34 700	28,0	110,9		31 700	84,0
88,0					7,8	85,7	9 700	31 800	20,4	101,6		29 000	88,0
92,0													92,0
96,0													96,0
100,0													100,0

# MLC650 VPC-MAX S-1

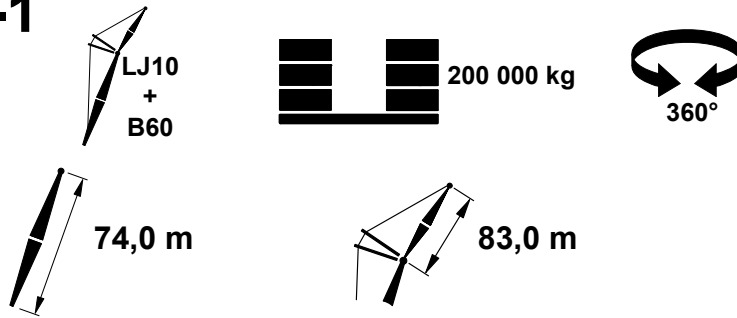
ASME B30.5



m	75°				70°			65°			m
	°	m	kg	kg	°	m	kg	°	m	kg	
30,5											30,5
32,0											32,0
34,0											34,0
36,0											36,0
38,0											38,0
40,0											40,0
42,0											42,0
44,0											44,0
46,0											46,0
48,0											48,0
50,0											50,0
52,0											52,0
54,0											54,0
56,0											56,0
58,0	62,8	142,4	16 800	50 000							58,0
60,0	61,1	141,3	15 200	47 500							60,0
62,0	59,4	140,1	13 600	45 100							62,0
64,0	57,7	138,8	12 200	42 900							64,0
66,0	55,9	137,5	10 800	40 900							66,0
68,0	54,0	136,0	9 500	38 900							68,0
72,0	50,2	132,8		35 300	56,0	135,5	29 400				72,0
76,0	46,1	129,1		32 100	52,3	132,5	26 600				76,0
80,0	41,8	124,8		29 200	48,3	129,1	24 000	54,1	131,5	18 900	80,0
84,0	37,0	119,7		26 600	44,1	125,1	21 600	50,3	128,3	16 800	84,0
88,0	31,5	113,6		24 200	39,6	120,5	19 500	46,2	124,6	14 700	88,0
92,0	25,0	105,9		22 000	34,5	115,0	17 500	41,9	120,3	12 700	92,0
96,0	16,1	94,6		19 900	28,7	108,3	15 700	37,1	115,3	10 800	96,0
100,0					21,4	99,3	14 000				100,0

# MLC650 VPC-MAX S-1

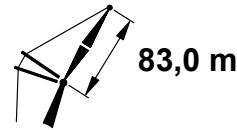
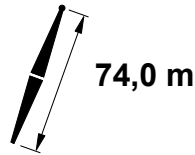
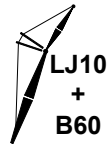
ASME B30.5



m	85°			83°			80°			m
	m	kg	18,3 m	m	kg	18,3 m	m	kg	18,3 m	
32,0	74,8	156,7	63 500							32,0
34,0	73,4	156,1	63 400							34,0
36,0	71,9	155,4	63 000							36,0
38,0	70,5	154,7	62 700							38,0
40,0	69,0	153,9	62 500	70,9	154,6	62 800				40,0
42,0	67,5	153,1	62 100	69,4	153,8	62 700				42,0
44,0	66,0	152,2	61 600	67,9	153,0	62 600				44,0
46,0	64,4	151,2	61 200	66,4	152,1	62 400	69,3	153,1	61 300	46,0
48,0	62,9	150,2	60 700	64,9	151,2	62 100	67,8	152,3	61 300	48,0
50,0	61,3	149,1	60 200	63,3	150,2	61 900	66,3	151,4	61 300	50,0
52,0	59,7	147,9	58 400	61,8	149,1	61 500	64,7	150,5	61 300	52,0
54,0	58,1	146,6	56 300	60,2	147,9	61 200	63,2	149,5	61 300	54,0
56,0	56,4	145,3	54 300	58,5	146,7	60 800	61,6	148,4	59 600	56,0
58,0	54,7	143,9	52 300	56,9	145,4	60 200	60,0	147,2	56 600	58,0
60,0	53,0	142,4	50 400	55,2	144,0	58 200	58,4	146,0	53 900	60,0
62,0	51,2	140,8	48 500	53,5	142,5	55 600	56,8	144,7	51 300	62,0
64,0	49,4	139,1	46 600	51,7	140,9	53 000	55,1	143,3	48 800	64,0
66,0	47,5	137,2	44 800	49,9	139,3	50 600	53,3	141,8	46 600	66,0
68,0	45,6	135,3	43 100	48,1	137,5	48 400	51,6	140,2	44 400	68,0
72,0	41,5	130,9	39 800	44,2	133,5	44 200	47,9	136,7	40 500	72,0
76,0	37,1	125,9	37 000	40,0	128,9	40 500	44,0	132,7	37 000	76,0
80,0	32,1	119,9	34 600	35,4	123,5	37 200	39,8	128,1	33 800	80,0
84,0	26,2	112,4	32 800	30,1	117,1	34 100	35,2	122,7	31 000	84,0
88,0	18,7	102,3	31 800	23,8	108,9	31 300	29,9	116,2	28 400	88,0
92,0				15,1	97,0	28 800	23,5	107,9	26 000	92,0
96,0							14,7	95,7	23 700	96,0
100,0										100,0
104,0										104,0
108,0										108,0

# MLC650 VPC-MAX S-1

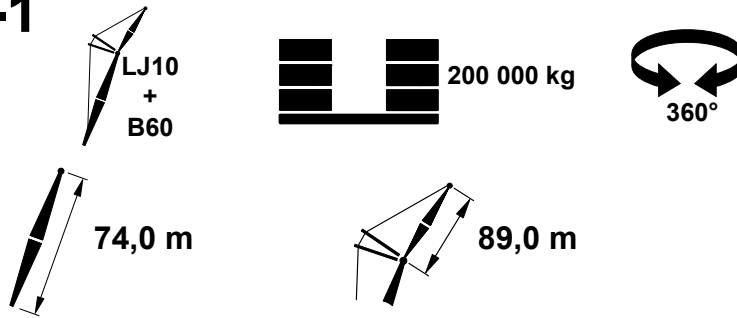
ASME B30.5



m	75°			70°			m
	m	kg	kg	m	kg	kg	
32,0							32,0
34,0							34,0
36,0							36,0
38,0							38,0
40,0							40,0
42,0							42,0
44,0							44,0
46,0							46,0
48,0							48,0
50,0							50,0
52,0							52,0
54,0							54,0
56,0							56,0
58,0							58,0
60,0	63,4	148,1	46 500				60,0
62,0	61,9	147,1	44 100				62,0
64,0	60,3	145,9	41 900				64,0
66,0	58,6	144,7	39 900				66,0
68,0	57,0	143,4	37 900				68,0
72,0	53,6	140,5	34 400	58,8	142,8	28 400	72,0
76,0	50,0	137,3	31 200	55,4	140,1	25 600	76,0
80,0	46,3	133,6	28 400	52,0	137,0	23 000	80,0
84,0	42,3	129,3	25 800	48,3	133,6	20 700	84,0
88,0	37,9	124,4	23 400	44,5	129,6	18 600	88,0
92,0	33,0	118,6	21 300	40,3	125,1	16 700	92,0
96,0	27,4	111,5	19 300	35,7	119,8	14 900	96,0
100,0	20,2	102,0	17 400	30,5	113,5	13 200	100,0
104,0				24,3	105,4	11 400	104,0
108,0				15,9	93,9	9 700	108,0

# MLC650 VPC-MAX S-1

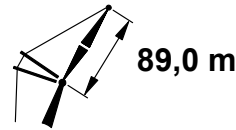
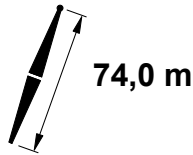
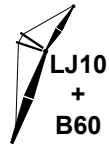
ASME B30.5



m	85°			83°			80°			m
	m	kg	18,3 m	m	kg	18,3 m	m	kg	18,3 m	
33,5	74,9	162,5	55 000							33,5
34,0	74,5	162,3	54 900							34,0
36,0	73,2	161,7	54 700							36,0
38,0	71,8	161,1	54 500							38,0
40,0	70,5	160,3	54 200	72,2	161,0	54 200				40,0
42,0	69,1	159,6	53 900	70,9	160,3	54 200				42,0
44,0	67,7	158,7	53 600	69,5	159,5	54 100				44,0
46,0	66,3	157,9	53 200	68,1	158,7	53 900				46,0
48,0	64,9	156,9	52 800	66,7	157,8	53 700	69,4	158,8	52 600	48,0
50,0	63,4	155,9	52 400	65,3	156,9	53 500	68,0	158,0	52 600	50,0
52,0	62,0	154,8	52 000	63,8	155,9	53 200	66,6	157,1	52 600	52,0
54,0	60,5	153,7	51 400	62,4	154,8	52 900	65,1	156,2	52 600	54,0
56,0	59,0	152,5	50 200	60,9	153,7	52 600	63,7	155,2	52 600	56,0
58,0	57,4	151,2	48 600	59,4	152,5	52 300	62,3	154,1	52 600	58,0
60,0	55,9	149,8	46 900	57,9	151,3	51 900	60,8	153,0	52 100	60,0
62,0	54,3	148,4	45 300	56,3	149,9	51 600	59,3	151,8	49 800	62,0
64,0	52,7	146,9	43 700	54,8	148,5	50 500	57,7	150,5	47 400	64,0
66,0	51,0	145,3	42 100	53,1	147,0	48 900	56,2	149,2	45 100	66,0
68,0	49,3	143,5	40 600	51,5	145,4	47 000	54,6	147,8	43 000	68,0
72,0	45,8	139,8	37 600	48,1	141,9	42 900	51,4	144,7	39 100	72,0
76,0	42,0	135,5	34 900	44,5	138,0	39 200	47,9	141,2	35 600	76,0
80,0	37,9	130,6	32 500	40,6	133,5	35 900	44,3	137,2	32 500	80,0
84,0	33,4	124,8	30 400	36,4	128,3	32 900	40,4	132,7	29 700	84,0
88,0	28,3	117,9	28 700	31,7	122,2	30 100	36,2	127,4	27 100	88,0
92,0	22,0	109,0	27 600	26,2	114,7	27 600	31,4	121,3	24 700	92,0
96,0	13,0	95,6	27 100	19,3	104,7	25 300	25,9	113,7	22 500	96,0
100,0							18,9	103,6	20 500	100,0
104,0										104,0
108,0										108,0

# MLC650 VPC-MAX S-1

ASME B30.5



		75°		70°			
		18,3 m		18,3 m			
m	°	m	kg	°	m	kg	m
33,5							33,5
34,0							34,0
36,0							36,0
38,0							38,0
40,0							40,0
42,0							42,0
44,0							44,0
46,0							46,0
48,0							48,0
50,0							50,0
52,0							52,0
54,0							54,0
56,0							56,0
58,0							58,0
60,0							60,0
62,0	63,9	153,9	42 600				62,0
64,0	62,5	152,8	40 400				64,0
66,0	61,0	151,7	38 300				66,0
68,0	59,5	150,5	36 400				68,0
72,0	56,4	147,9	32 900				72,0
76,0	53,2	145,0	29 800	58,1	147,3	24 000	76,0
80,0	49,9	141,7	26 900	55,0	144,6	21 500	80,0
84,0	46,4	138,1	24 400	51,7	141,5	19 200	84,0
88,0	42,7	133,9	22 000	48,3	138,1	17 100	88,0
92,0	38,7	129,1	19 900	44,7	134,2	15 100	92,0
96,0	34,2	123,5	17 900	40,9	129,7	13 100	96,0
100,0	29,2	116,8	16 100	36,7	124,6	11 200	100,0
104,0	23,2	108,3	14 400				104,0
108,0	15,0	96,2	12 800				108,0