

Liftcrane Luffing Jib Capacities

Luffing Jib No. LJ11:680-681-682 on
 Boom No. B65:685-680
 with Mast No. M11:684
 200 000 kg VPC (Variable Position Counterweight)
 360 Degree Rating

**MLC650
 VPC-MAX
 SERIES 1**



LIFTING CAPACITIES: Lifting capacities for various boom lengths, boom angles, luffing jib lengths, and luffing jib operating radii are for freely suspended loads and may be based on percent of static tipping or strength of structural components. Capacities must be reduced by applicable deducts.

Upper luffing jib point capacity for liftcrane service with single part whip line from Drum 3 is 13 600 kg or 27 200 kg with two part whip line. When Drum 1 or Drum 2 is used, capacity with single part whip line is 22 100 kg or 33 300 kg with two part whip line. In all cases, upper luffing jib point capacities cannot exceed those listed for main luffing jib capacity.

Weight of all load blocks, hooks, weight ball, slings, hoist lines, etc., beneath boom and luffing jib point sheaves is considered part of load. Boom and luffing jib are not to be lowered beyond radii where combined weights are greater than rated capacity. Operation is only approved for boom and luffing jib angle range shown in capacity chart.

LUFFING JIB BACKWARD STABILITY: Capacities indicated by (b) require 6 400 kg minimum weight suspended beneath luffing jib point, (c) require 12 800 kg minimum weight, and (d) require 18 200 kg minimum weight. **Caution:** Do not luff into areas indicated by (b), (c), or (d) without required minimum weight. *Luffing jib may not luff down and luffing jib hoist wire rope may go slack. Luffing jib hoist wire rope may overhaul luffing jib and cause wire rope damage or failure.*

OPERATING CONDITIONS: Machine to operate on a firm, level, and uniformly supporting surface. Supporting surface and bearing turntable are to be level within a tolerance of 13 mm in 3 m. Refer to Luffing Jib Rigging **No. 84038308**, Mast Rigging **No. 84050187**, Wire Rope Specifications chart **No. 9539-A**, Counterweight Arrangements chart **No. 9349-A**, Luffing Jib Raising Procedure chart **No. 9536-AM**, and Wind Conditions chart **No. 9538-A**. Crane operator judgment must be used to allow for dynamic load effects of swinging, hoisting or lowering, travel, wind conditions, as well as adverse operating conditions and physical machine depreciation. Refer to the Operator Manual for operating guidelines.

MACHINE TRAVEL: Machine to travel on a firm, level, and uniformly supporting surface. Boom and luffing jib must be within angle range shown in capacity chart. Refer to Maximum Allowable Travel Specifications chart **No. 9537-A**.



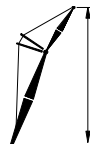
OPERATING RADIUS: Operating radius is horizontal distance from axis of rotation to center of vertical hoist line or load block. Boom angle and luffing jib angle are an indication of operating radius. In all cases, operating radius shall govern capacity.



BOOM ANGLE: Boom angle in degrees (°) is angle between horizontal and centerline of boom butt and inserts.



LUFFING JIB ANGLE: Luffing jib angle in degrees (°) is angle between horizontal and centerline of luffing jib butt and inserts.



LUFFING JIB POINT ELEVATION: Luffing jib point elevation is vertical distance from ground level to centerline of luffing jib point shaft.

MACHINE EQUIPMENT: Machine equipped with VPC-MAX, 11 125 mm crawlers, 1 524 mm or 2 032 mm treads, 11 m live mast, 36 m mast, 16 part boom hoist reeving, boom support straps, 20 part luffing jib hoist reeving, luffing jib and backstay support straps, and 200 000 kg VPC.

Select counterweight position from Luffing Jib Raising Procedure chart **No. 9536-AM** that will allow raising and lowering of boom and luffing jib length. Counterweight position selection may be changed with luffing jib on ground or while luffing jib is within operating range of capacity chart.

Explanation of Symbols



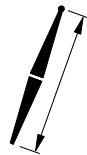
Luffing Jib No. LJ11:680-681-682
+
Boom No. B65:685-680



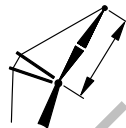
VPC (Variable Position Counterweight)



360 Degree Rating



Boom Length



Luffing Jib Length



Boom Angle
(see page 1)

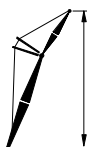
Explanation of Symbols
(continued)



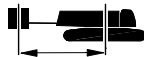
Operating Radius
(see page 1)



Luffing Jib Angle
(see page 1)



Luffing Jib Elevation
(see page 1)



Counterweight Position
from Axis of Rotation

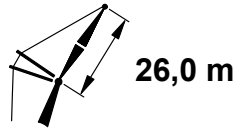
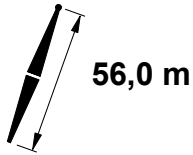


Lifting Capacities
(see page 1)

REFERENCE ONLY!

MLC650 VPC-MAX S-1

ASME B30.5

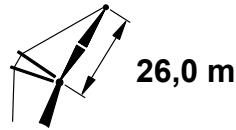
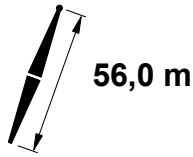


m	85°				83°				80°				m
	°	m	kg	kg	°	m	kg	kg	°	m	kg	kg	
16,8	71,9	83,3	206 400 c	340 000 c									16,8
18,0	68,9	82,8	189 800 c	314 800 c									18,0
20,0	64,0	81,8	167 000 c	277 000 c	68,8	82,5	159 700 c	271 100 c					20,0
22,0	58,8	80,5	148 800 b	246 900 b	63,9	81,5	142 300 b	241 600 b					22,0
24,0	53,3	79,0	133 600	222 100	58,7	80,3	127 700 b	217 300 b	66,1	81,5	118 900 b	210 300 b	24,0
26,0	47,3	77,2	120 800	201 500	53,2	78,7	115 500	197 200	61,1	80,4	107 400 b	190 700 b	26,0
28,0	40,6	74,9	110 000	184 400	47,2	76,9	105 200	180 400	55,7	79,0	97 800 b	174 500 b	28,0
30,0	32,7	71,9	100 600	169 600	40,4	74,6	96 200	166 000	50,0	77,3	89 400	160 600	30,0
32,0	22,0	67,5	92 000	156 700	32,5	71,6	88 100	153 400	43,6	75,2	82 000	148 400	32,0
34,0					21,7	67,1	80 900	142 500	36,3	72,5	75 500	137 900	34,0
36,0									27,1	68,9	69 500	128 600	36,0
38,0									11,3	62,0	63 700	120 000	38,0
40,0													40,0
42,0													42,0
44,0													44,0
46,0													46,0
48,0													48,0
50,0													50,0

REFERENCE ONLY

MLC650 VPC-MAX S-1

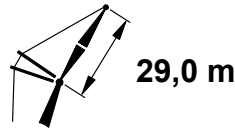
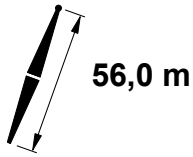
ASME B30.5



m	75°				70°				65°				m
	°	m	kg	kg	°	m	kg	kg	°	m	kg	kg	
16,8													16,8
18,0													18,0
20,0													20,0
22,0													22,0
24,0													24,0
26,0													26,0
28,0													28,0
30,0													30,0
32,0	57,8	78,4	71 500 b	140 100 b									32,0
34,0	52,2	76,8	65 800	130 200									34,0
36,0	46,1	74,9	60 700	121 500									36,0
38,0	39,2	72,5	56 000	113 600	54,1	75,8	47 600	107 000					38,0
40,0	30,9	69,3	51 800	106 500	48,2	74,0	44 000	100 400					40,0
42,0	19,2	64,4	47 700	100 100	41,6	71,8	40 600	94 400					42,0
44,0					33,8	68,9	37 500	89 000	49,7	72,5	30 600	83 600	44,0
46,0					23,7	64,8	34 500	83 900	43,3	70,4	28 200	79 000	46,0
48,0									35,9	67,7	25 900	74 700	48,0
50,0									26,6	64,0	23 600	70 700	50,0

MLC650 VPC-MAX S-1

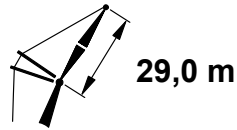
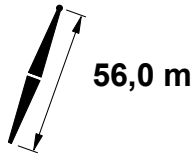
ASME B30.5



m	85°				83°				80°				m
	°	m	kg	kg	°	m	kg	kg	°	m	kg	kg	
16,8	73,8	86,5	205 300 c	336 300 c									16,8
18,0	71,2	86,0	188 700 c	312 700 c									18,0
20,0	66,9	85,1	165 900 b	275 400 b	71,1	85,7	158 500 b	269 500 b					20,0
22,0	62,4	84,0	147 800 b	245 500 b	66,8	84,8	141 100 b	240 100 b					22,0
24,0	57,8	82,8	132 700	220 800	62,3	83,8	126 600 b	216 000 b					24,0
26,0	52,8	81,2	120 000	200 300	57,6	82,5	114 400	195 900	64,4	83,8	106 200 b	189 400 b	26,0
28,0	47,4	79,4	109 300	183 400	52,6	81,0	104 200	179 300	59,8	82,6	96 600 b	173 300 b	28,0
30,0	41,5	77,2	99 900	168 700	47,3	79,1	95 300	165 000	54,9	81,2	88 300	159 400	30,0
32,0	34,7	74,4	91 700	155 900	41,3	76,9	87 400	152 500	49,7	79,5	81 000	147 300	32,0
34,0	26,2	70,6	84 400	144 900	34,5	74,0	80 500	141 700	44,1	77,4	74 600	136 900	34,0
36,0					25,9	70,2	74 300	132 100	37,7	74,9	68 800	127 700	36,0
38,0					11,6	63,3	68 200	123 400	30,1	71,6	63 600	119 400	38,0
40,0									19,6	66,7	58 700	112 000	40,0
42,0													42,0
44,0													44,0
46,0													46,0
48,0													48,0
50,0													50,0
52,0													52,0
54,0													54,0

MLC650 VPC-MAX S-1

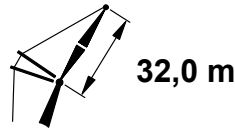
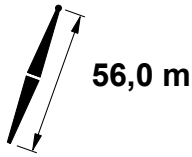
ASME B30.5



m	75°				70°				65°				m
	°	m	kg	kg	°	m	kg	kg	°	m	kg	kg	
16,8													16,8
18,0													18,0
20,0													20,0
22,0													22,0
24,0													24,0
26,0													26,0
28,0													28,0
30,0													30,0
32,0	61,6	82,0	70 100	138 900									32,0
34,0	56,8	80,6	64 500	129 100									34,0
36,0	51,8	79,0	59 500	120 300									36,0
38,0	46,3	77,1	54 900	112 500									38,0
40,0	40,2	74,8	50 800	105 600	53,4	78,0	42 600	99 200					40,0
42,0	33,2	71,8	47 000	99 300	48,1	76,2	39 400	93 300					42,0
44,0	24,2	67,7	43 500	93 600	42,3	74,1	36 400	88 000					44,0
46,0					35,6	71,3	33 600	83 100	49,5	74,8	26 800	77 800	46,0
48,0					27,4	67,7	31 000	78 600	43,8	72,7	24 600	73 600	48,0
50,0					15,0	61,7	28 300	74 300	37,4	70,1	22 600	69 700	50,0
52,0									29,7	66,8	20 600	66 100	52,0
54,0									18,9	61,7	18 500	62 700	54,0

MLC650 VPC-MAX S-1

ASME B30.5

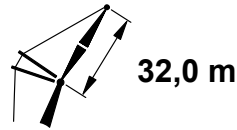
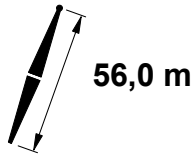


		85°				83°				80°					
		11,8 m		18,3 m		11,8 m		18,3 m		11,8 m		18,3 m			
m	°	m	kg	kg	°	m	kg	kg	°	m	kg	kg	m		
18,3	72,5	89,1	184 200 b	305 800 b									18,3		
20,0	69,2	88,4	165 400 b	274 300 b									20,0		
22,0	65,3	87,5	147 300 b	244 400 b	69,1	88,2	140 500 b	239 000 b					22,0		
24,0	61,2	86,4	132 200	219 900	65,2	87,2	126 000 b	215 000 b					24,0		
26,0	56,9	85,1	119 500	199 600	61,1	86,1	113 900	195 100	67,0	87,2	105 500 b	188 500 b	26,0		
28,0	52,4	83,5	108 900	182 700	56,8	84,8	103 700	178 600	62,9	86,1	96 000	172 500	28,0		
30,0	47,5	81,7	99 600	168 100	52,2	83,2	94 900	164 300	58,7	84,9	87 700	158 700	30,0		
32,0	42,2	79,5	91 500	155 400	47,4	81,4	87 100	151 900	54,3	83,5	80 400	146 700	32,0		
34,0	36,2	76,8	84 400	144 500	42,1	79,2	80 300	141 200	49,6	81,8	74 100	136 300	34,0		
36,0	29,1	73,4	77 900	134 800	36,1	76,5	74 200	131 700	44,5	79,7	68 500	127 200	36,0		
38,0	19,6	68,4	72 000	126 000	28,9	73,0	68 600	123 200	38,9	77,3	63 300	118 900	38,0		
40,0					19,2	68,0	63 500	115 600	32,3	74,2	58 700	111 700	40,0		
42,0									24,1	70,1	54 400	105 000	42,0		
44,0									9,9	62,4	50 100	98 800	44,0		
46,0													46,0		
48,0													48,0		
50,0													50,0		
52,0													52,0		
54,0													54,0		
56,0													56,0		

REFERENCE ONLY

MLC650 VPC-MAX S-1

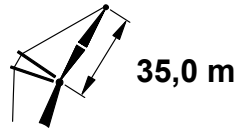
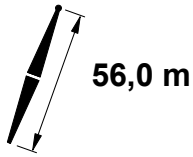
ASME B30.5



m	75°				70°				65°				m
	°	m	kg	kg	°	m	kg	kg	°	m	kg	kg	
18,3													18,3
20,0													20,0
22,0													22,0
24,0													24,0
26,0													26,0
28,0													28,0
30,0													30,0
32,0	64,5	85,4	69 400	138 000									32,0
34,0	60,4	84,3	63 800	128 300									34,0
36,0	56,0	82,9	58 800	119 600									36,0
38,0	51,5	81,3	54 300	111 900									38,0
40,0	46,5	79,4	50 300	105 000	57,5	81,8	41 900	98 500					40,0
42,0	41,1	77,1	46 600	98 800	53,0	80,3	38 700	92 700					42,0
44,0	35,0	74,4	43 200	93 200	48,2	78,5	35 800	87 400					44,0
46,0	27,6	70,7	40 000	88 000	42,9	76,4	33 100	82 500	54,1	78,7	26 000	77 200	46,0
48,0	17,0	65,2	36 900	83 200	37,1	73,8	30 600	78 100	49,4	77,0	23 900	73 000	48,0
50,0					30,2	70,5	28 200	74 000	44,3	75,0	21 900	69 200	50,0
52,0					21,1	65,8	25 900	70 200	38,6	72,5	20 100	65 600	52,0
54,0									32,0	69,4	18 300	62 300	54,0
56,0									23,7	65,2	16 500	59 200	56,0

MLC650 VPC-MAX S-1

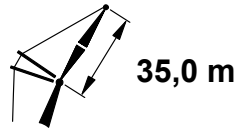
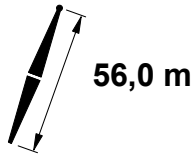
ASME B30.5



m	85°				83°				80°				m
	°	m	kg	kg	°	m	kg	kg	°	m	kg	kg	
18,3	74,1	92,3	183 000 b	304 000 b									18,3
20,0	71,1	91,6	164 200 b	272 700 b									20,0
22,0	67,6	90,8	146 200 b	243 000 b	71,0	91,4	139 200 b	237 500 b					22,0
24,0	63,9	89,8	131 100	218 600	67,5	90,5	124 800	213 700					24,0
26,0	60,1	88,6	118 500	198 400	63,8	89,5	112 800	193 800	69,1	90,5	104 100	187 100	26,0
28,0	56,2	87,3	107 900	181 500	60,0	88,4	102 600	177 400	65,5	89,5	94 700	171 200	28,0
30,0	52,0	85,7	98 700	167 000	56,0	87,0	93 800	163 200	61,7	88,4	86 500	157 500	30,0
32,0	47,6	83,9	90 600	154 400	51,9	85,4	86 000	150 800	57,9	87,2	79 200	145 500	32,0
34,0	42,8	81,7	83 600	143 500	47,4	83,6	79 300	140 200	53,8	85,7	73 000	135 200	34,0
36,0	37,4	79,2	77 200	133 900	42,6	81,4	73 300	130 800	49,5	84,0	67 400	126 100	36,0
38,0	31,3	76,0	71 500	125 300	37,3	78,9	67 900	122 300	44,8	82,0	62 300	118 000	38,0
40,0	23,6	71,7	66 300	117 600	31,1	75,6	63 000	114 800	39,8	79,6	57 800	110 700	40,0
42,0					23,3	71,4	58 400	108 000	34,0	76,7	53 600	104 200	42,0
44,0					10,4	63,7	53 900	101 700	27,1	73,0	49 800	98 200	44,0
46,0									17,6	67,5	46 100	92 700	46,0
48,0													48,0
50,0													50,0
52,0													52,0
54,0													54,0
56,0													56,0
58,0													58,0
60,0													60,0

MLC650 VPC-MAX S-1

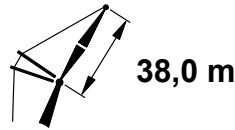
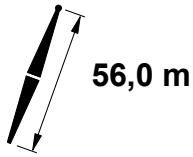
ASME B30.5



m	75°				70°				65°				m
	°	m	kg	kg	°	m	kg	kg	°	m	kg	kg	
18,3													18,3
20,0													20,0
22,0													22,0
24,0													24,0
26,0													26,0
28,0													28,0
30,0													30,0
32,0													32,0
34,0	63,2	87,7	62 400	127 100									34,0
36,0	59,4	86,5	57 500	118 500									36,0
38,0	55,4	85,1	53 000	110 800									38,0
40,0	51,2	83,5	49 100	103 900									40,0
42,0	46,7	81,6	45 400	97 800	56,7	84,1	37 300	91 500					42,0
44,0	41,8	79,4	42 100	92 200	52,5	82,5	34 400	86 200					44,0
46,0	36,3	76,7	39 100	87 100	48,2	80,7	31 800	81 400					46,0
48,0	29,9	73,4	36 200	82 400	43,4	78,6	29 300	77 100					48,0
50,0	21,8	68,8	33 500	78 100	38,2	76,1	27 100	73 000	49,3	79,2	20 500	68 000	50,0
52,0					32,1	73,0	24 900	69 300	44,6	77,2	18 700	64 600	52,0
54,0					24,7	69,0	22 800	65 800	39,5	74,8	17 100	61 300	54,0
56,0					13,4	62,4	20 700	62 500	33,7	71,9	15 400	58 300	56,0
58,0									26,7	68,1	13 900	55 500	58,0
60,0									17,0	62,5	12 200	52 700	60,0

MLC650 VPC-MAX S-1

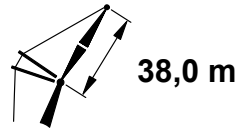
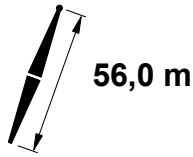
ASME B30.5



		85°				83°				80°					
		11,8 m		18,3 m		11,8 m		18,3 m		11,8 m		18,3 m			
m	°	m	kg	kg	°	m	kg	kg	°	m	kg	kg	m		
19,8	73,0	94,9	194 600 b	274 900 b									19,8		
20,0	72,7	94,9	192 500 b	272 000 b									20,0		
22,0	69,4	94,1	171 800 b	242 500 b									22,0		
24,0	66,1	93,2	154 500	218 200	69,4	93,8	148 100	213 200					24,0		
26,0	62,7	92,1	140 000	198 000	66,1	92,9	134 100	193 500					26,0		
28,0	59,2	90,9	127 800	181 300	62,6	91,9	122 400	177 100	67,5	92,9	114 400	170 900	28,0		
30,0	55,6	89,6	117 200	166 800	59,1	90,7	112 200	163 000	64,2	91,9	104 800	157 200	30,0		
32,0	51,7	88,0	107 900	154 300	55,5	89,3	103 300	150 700	60,7	90,7	96 400	145 300	32,0		
34,0	47,6	86,2	99 900	143 500	51,6	87,7	95 600	140 100	57,1	89,4	89 100	135 100	34,0		
36,0	43,3	84,0	92 700	133 900	47,5	85,9	88 700	130 700	53,4	87,9	82 600	126 000	36,0		
38,0	38,4	81,6	86 200	125 300	43,1	83,7	82 500	122 300	49,4	86,2	76 800	117 900	38,0		
40,0	33,0	78,6	80 400	117 700	38,3	81,2	76 900	114 900	45,2	84,2	71 600	110 700	40,0		
42,0	26,5	74,7	75 100	110 800	32,9	78,2	71 800	108 200	40,5	81,9	66 800	104 200	42,0		
44,0	17,8	69,3	70 100	104 500	26,3	74,4	67 200	102 000	35,4	79,2	62 500	98 300	44,0		
46,0					17,5	68,9	62 700	96 400	29,4	75,8	58 500	93 000	46,0		
48,0									21,9	71,2	54 700	88 000	48,0		
50,0													50,0		
52,0													52,0		
54,0													54,0		
56,0													56,0		
58,0													58,0		
60,0													60,0		
62,0													62,0		
64,0													64,0		

MLC650 VPC-MAX S-1

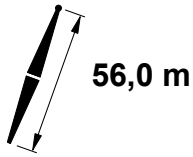
ASME B30.5



m	75°				70°				65°				m
	°	m	kg	kg	°	m	kg	kg	°	m	kg	kg	
19,8													19,8
20,0													20,0
22,0													22,0
24,0													24,0
26,0													26,0
28,0													28,0
30,0													30,0
32,0													32,0
34,0													34,0
36,0	62,1	90,1	72 600	118 300									36,0
38,0	58,5	88,8	67 300	110 600									38,0
40,0	54,8	87,4	62 700	103 900									40,0
42,0	50,9	85,8	58 400	97 700									42,0
44,0	46,8	83,9	54 500	92 200	56,0	86,3	46 600	86 200					44,0
46,0	42,4	81,7	51 000	87 100	52,2	84,8	43 500	81 400					46,0
48,0	37,4	79,1	47 700	82 500	48,2	83,0	40 600	77 100					48,0
50,0	31,9	76,0	44 600	78 300	43,8	80,9	37 900	73 100					50,0
52,0	25,1	72,0	41 800	74 300	39,1	78,5	35 400	69 400	49,2	81,5	29 100	64 600	52,0
54,0	15,4	65,9	38 900	70 600	33,8	75,6	33 100	66 000	44,9	79,5	27 000	61 400	54,0
56,0					27,5	71,9	30 800	62 800	40,3	77,2	25 100	58 400	56,0
58,0					19,1	66,7	28 700	59 700	35,1	74,4	23 300	55 600	58,0
60,0									29,1	70,9	21 600	53 000	60,0
62,0									21,5	66,3	19 900	50 500	62,0
64,0									7,6	57,3	18 000	48 000	64,0

MLC650 VPC-MAX S-1

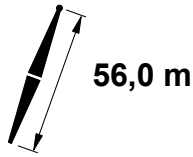
ASME B30.5



m	85°				83°				80°				m
	°	m	kg	kg	°	m	kg	kg	°	m	kg	kg	
19,8	74,3	98,1	193 400 b	267 400 b									19,8
20,0	74,0	98,0	191 400 b	265 300 b									20,0
22,0	71,0	97,3	170 600	241 100									22,0
24,0	68,0	96,5	153 400	216 900	70,9	97,0	146 900	211 900					24,0
26,0	64,9	95,5	138 900	196 800	67,9	96,2	132 900	192 200					26,0
28,0	61,7	94,4	126 700	180 200	64,8	95,3	121 300	175 900					28,0
30,0	58,4	93,2	116 200	165 800	61,6	94,2	111 100	161 800	66,2	95,2	103 500	156 000	30,0
32,0	55,0	91,8	106 900	153 200	58,3	92,9	102 200	149 600	63,1	94,2	95 100	144 100	32,0
34,0	51,4	90,2	98 900	142 500	54,9	91,5	94 500	139 100	59,8	93,0	87 900	134 000	34,0
36,0	47,7	88,4	91 800	132 900	51,3	89,9	87 600	129 700	56,5	91,7	81 400	124 900	36,0
38,0	43,6	86,3	85 400	124 400	47,6	88,1	81 500	121 400	53,0	90,2	75 600	116 900	38,0
40,0	39,2	83,9	79 600	116 800	43,5	86,0	76 000	114 000	49,3	88,4	70 500	109 700	40,0
42,0	34,3	81,0	74 400	110 000	39,1	83,6	71 000	107 300	45,4	86,5	65 800	103 300	42,0
44,0	28,7	77,5	69 600	103 800	34,2	80,7	66 400	101 200	41,1	84,2	61 500	97 400	44,0
46,0	21,6	72,8	65 100	98 100	28,5	77,1	62 100	95 700	36,5	81,5	57 500	92 100	46,0
48,0					21,4	72,4	58 200	90 600	31,2	78,3	53 900	87 200	48,0
50,0					9,4	64,1	54 200	85 800	24,9	74,3	50 500	82 700	50,0
52,0													52,0
54,0													54,0
56,0													56,0
58,0													58,0
60,0													60,0
62,0													62,0
64,0													64,0
66,0													66,0

MLC650 VPC-MAX S-1

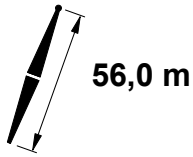
ASME B30.5



m	75°				70°				65°				m
	°	m	kg	kg	°	m	kg	kg	°	m	kg	kg	
19,8													19,8
20,0													20,0
22,0													22,0
24,0													24,0
26,0													26,0
28,0													28,0
30,0													30,0
32,0													32,0
34,0													34,0
36,0													36,0
38,0	61,1	92,3	66 000	109 500									38,0
40,0	57,8	91,1	61 300	102 700									40,0
42,0	54,3	89,6	57 100	96 700									42,0
44,0	50,7	88,0	53 300	91 100									44,0
46,0	46,9	86,1	49 800	86 100	55,5	88,6	42 100	80 300					46,0
48,0	42,8	84,0	46 600	81 500	51,9	87,0	39 300	76 000					48,0
50,0	38,3	81,5	43 600	77 300	48,2	85,2	36 600	72 000					50,0
52,0	33,3	78,5	40 800	73 400	44,2	83,1	34 200	68 400	52,8	85,4	27 700	63 400	52,0
54,0	27,5	74,8	38 200	69 800	39,8	80,8	31 900	65 000	49,1	83,7	25 700	60 300	54,0
56,0	19,9	69,8	35 600	66 400	35,0	78,0	29 700	61 800	45,2	81,7	23 800	57 300	56,0
58,0					29,5	74,6	27 700	58 900	40,9	79,4	22 000	54 600	58,0
60,0					22,7	70,1	25 700	56 100	36,3	76,8	20 400	52 000	60,0
62,0					12,2	62,9	23 700	53 400	30,9	73,5	18 800	49 600	62,0
64,0									24,5	69,4	17 200	47 300	64,0
66,0									15,6	63,3	15 600	45 100	66,0

MLC650 VPC-MAX S-1

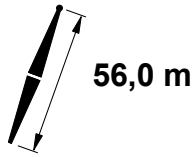
ASME B30.5



m	85°				83°				80°				m
	°	m	kg	kg	°	m	kg	kg	°	m	kg	kg	
21,3	73,3	100,7	176 000	247 100									21,3
22,0	72,4	100,5	169 800	239 000									22,0
24,0	69,6	99,8	152 600	215 800									24,0
26,0	66,8	98,9	138 100	195 800	69,5	99,5	132 100	191 200					26,0
28,0	63,9	97,9	126 000	179 200	66,7	98,6	120 400	174 900					28,0
30,0	60,9	96,8	115 500	164 900	63,8	97,6	110 300	160 900	68,0	98,5	102 600	155 100	30,0
32,0	57,8	95,5	106 200	152 400	60,8	96,5	101 400	148 700	65,1	97,6	94 300	143 300	32,0
34,0	54,6	94,1	98 200	141 700	57,7	95,2	93 800	138 300	62,1	96,5	87 100	133 100	34,0
36,0	51,2	92,5	91 100	132 200	54,5	93,8	86 900	129 000	59,1	95,3	80 600	124 100	36,0
38,0	47,7	90,6	84 700	123 700	51,1	92,2	80 800	120 600	55,9	94,0	74 800	116 100	38,0
40,0	44,0	88,6	79 000	116 200	47,6	90,3	75 300	113 300	52,7	92,4	69 700	109 000	40,0
42,0	39,9	86,2	73 800	109 400	43,9	88,3	70 300	106 600	49,2	90,7	65 000	102 600	42,0
44,0	35,5	83,4	69 100	103 200	39,8	85,9	65 800	100 600	45,6	88,8	60 800	96 700	44,0
46,0	30,5	80,2	64 700	97 600	35,4	83,1	61 600	95 100	41,7	86,5	56 900	91 400	46,0
48,0	24,5	76,0	60 700	92 400	30,4	79,8	57 800	90 100	37,4	83,9	53 300	86 600	48,0
50,0	16,4	70,1	56 900	87 600	24,3	75,6	54 200	85 500	32,7	80,9	50 000	82 100	50,0
52,0					16,1	69,6	50 700	81 100	27,2	77,2	46 800	78 000	52,0
54,0									20,2	72,2	43 900	74 200	54,0
56,0													56,0
58,0													58,0
60,0													60,0
62,0													62,0
64,0													64,0
66,0													66,0
68,0													68,0

MLC650 VPC-MAX S-1

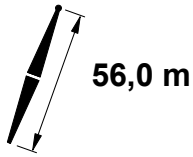
ASME B30.5



m	75°				70°				65°				m
	°	m	kg	kg	°	m	kg	kg	°	m	kg	kg	
21,3													21,3
22,0													22,0
24,0													24,0
26,0													26,0
28,0													28,0
30,0													30,0
32,0													32,0
34,0													34,0
36,0													36,0
38,0													38,0
40,0	60,3	94,7	60 500	101 900									40,0
42,0	57,2	93,4	56 300	95 900									42,0
44,0	53,9	91,9	52 500	90 400									44,0
46,0	50,6	90,2	49 000	85 400	58,2	92,2	41 200	79 500					46,0
48,0	47,0	88,4	45 800	80 800	55,0	90,8	38 400	75 200					48,0
50,0	43,2	86,3	42 800	76 600	51,7	89,2	35 800	71 300					50,0
52,0	39,1	83,8	40 100	72 800	48,2	87,5	33 300	67 600					52,0
54,0	34,6	81,0	37 500	69 200	44,5	85,4	31 100	64 300	52,5	87,7	24 800	59 500	54,0
56,0	29,4	77,6	35 100	65 900	40,5	83,1	29 000	61 200	49,1	86,0	22 900	56 600	56,0
58,0	23,2	73,2	32 800	62 800	36,1	80,4	27 000	58 300	45,4	84,0	21 200	53 900	58,0
60,0	14,2	66,6	30 500	59 800	31,2	77,2	25 100	55 600	41,5	81,8	19 600	51 300	60,0
62,0					25,4	73,2	23 300	53 000	37,2	79,2	18 000	48 900	62,0
64,0					17,7	67,6	21 500	50 500	32,5	76,1	16 600	46 700	64,0
66,0									26,9	72,3	15 100	44 600	66,0
68,0									19,9	67,3	13 700	42 500	68,0

MLC650 VPC-MAX S-1

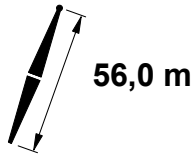
ASME B30.5



m	85°				83°				80°				m
	°	m	kg	kg	°	m	kg	kg	°	m	kg	kg	
21,3	74,4	103,9	174 900	226 300									21,3
22,0	73,5	103,7	168 700	226 300									22,0
24,0	71,0	103,0	151 500	214 300									24,0
26,0	68,3	102,2	137 000	194 600	70,9	102,7	130 900	189 900					26,0
28,0	65,6	101,2	124 900	178 100	68,3	101,9	119 300	173 800					28,0
30,0	62,9	100,2	114 400	163 800	65,6	101,0	109 200	159 800					30,0
32,0	60,1	99,0	105 200	151 400	62,8	99,9	100 300	147 700	66,8	100,9	93 000	142 100	32,0
34,0	57,2	97,7	97 200	140 700	60,0	98,8	92 700	137 200	64,1	99,9	85 800	132 000	34,0
36,0	54,2	96,3	90 100	131 200	57,1	97,5	85 800	127 900	61,3	98,8	79 400	123 000	36,0
38,0	51,0	94,7	83 700	122 800	54,1	96,0	79 700	119 700	58,4	97,6	73 700	115 000	38,0
40,0	47,7	92,9	78 100	115 300	50,9	94,4	74 200	112 300	55,5	96,2	68 500	108 000	40,0
42,0	44,2	90,8	72 900	108 500	47,6	92,6	69 300	105 700	52,4	94,7	63 900	101 600	42,0
44,0	40,5	88,5	68 200	102 300	44,2	90,5	64 800	99 700	49,2	92,9	59 700	95 800	44,0
46,0	36,4	85,8	63 900	96 700	40,4	88,2	60 700	94 200	45,8	91,0	55 800	90 500	46,0
48,0	31,9	82,7	60 000	91 600	36,3	85,5	56 900	89 300	42,1	88,8	52 300	85 700	48,0
50,0	26,7	78,9	56 300	86 900	31,8	82,3	53 400	84 700	38,2	86,3	49 000	81 300	50,0
52,0	20,1	73,8	52 800	82 600	26,5	78,5	50 100	80 400	33,9	83,3	45 900	77 200	52,0
54,0					19,9	73,4	47 000	76 500	29,0	79,9	43 100	73 400	54,0
56,0									23,1	75,4	40 400	69 900	56,0
58,0													58,0
60,0													60,0
62,0													62,0
64,0													64,0
66,0													66,0
68,0													68,0
72,0													72,0

MLC650 VPC-MAX S-1

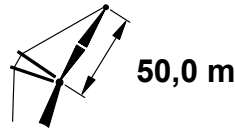
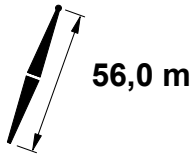
ASME B30.5



m	75°				70°				65°				m
	°	m	kg	kg	°	m	kg	kg	°	m	kg	kg	
21,3													21,3
22,0													22,0
24,0													24,0
26,0													26,0
28,0													28,0
30,0													30,0
32,0													32,0
34,0													34,0
36,0													36,0
38,0													38,0
40,0	62,4	98,1	59 100	100 800									40,0
42,0	59,5	96,9	55 000	94 800									42,0
44,0	56,6	95,6	51 200	89 300									44,0
46,0	53,6	94,1	47 700	84 300									46,0
48,0	50,4	92,5	44 600	79 800	57,6	94,5	37 000	74 100					48,0
50,0	47,1	90,6	41 600	75 700	54,6	93,1	34 400	70 200					50,0
52,0	43,5	88,5	38 900	71 800	51,4	91,5	32 000	66 600					52,0
54,0	39,8	86,1	36 400	68 300	48,2	89,7	29 800	63 300					54,0
56,0	35,6	83,4	34 100	65 000	44,7	87,7	27 700	60 200	52,2	89,9	21 500	55 500	56,0
58,0	31,0	80,1	31 800	61 900	41,0	85,4	25 800	57 300	49,0	88,2	19 800	52 800	58,0
60,0	25,5	76,1	29 700	59 000	37,0	82,8	24 000	54 600	45,6	86,2	18 200	50 300	60,0
62,0	18,5	70,8	27 700	56 300	32,5	79,7	22 200	52 100	42,0	84,0	16 700	47 900	62,0
64,0	3,4	58,6	25 400	53 600	27,4	76,0	20 600	49 700	38,0	81,5	15 300	45 700	64,0
66,0					21,0	71,2	18 900	47 500	33,7	78,5	14 000	43 600	66,0
68,0					11,3	63,5	17 200	45 200	28,7	75,0	12 700	41 600	68,0
72,0									14,4	64,0	10 000	37 900	72,0

MLC650 VPC-MAX S-1

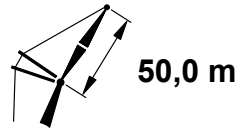
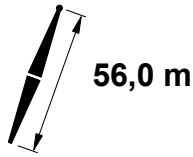
ASME B30.5



m	85°				83°				80°				m
	°	m	kg	kg	°	m	kg	kg	°	m	kg	kg	
22,9	73,5	106,6	160 400	207 400									22,9
24,0	72,1	106,1	151 200	207 300									24,0
26,0	69,7	105,4	136 800	194 000	72,1	105,9	130 600	189 300					26,0
28,0	67,2	104,5	124 700	177 600	69,6	105,1	119 000	173 200					28,0
30,0	64,7	103,6	114 200	163 300	67,1	104,3	108 900	159 300					30,0
32,0	62,1	102,5	105 000	151 000	64,6	103,3	100 000	147 200	68,3	104,2	92 700	141 600	32,0
34,0	59,4	101,3	97 000	140 300	62,0	102,2	92 400	136 800	65,7	103,3	85 500	131 500	34,0
36,0	56,6	100,0	89 900	130 900	59,3	101,0	85 600	127 600	63,2	102,3	79 100	122 600	36,0
38,0	53,8	98,5	83 600	122 400	56,6	99,7	79 500	119 300	60,5	101,1	73 400	114 600	38,0
40,0	50,8	96,9	77 900	114 900	53,7	98,2	74 000	112 000	57,8	99,8	68 300	107 600	40,0
42,0	47,8	95,1	72 800	108 200	50,8	96,6	69 100	105 400	55,0	98,4	63 600	101 200	42,0
44,0	44,5	93,0	68 100	102 100	47,7	94,8	64 600	99 400	52,1	96,9	59 400	95 400	44,0
46,0	41,0	90,8	63 800	96 500	44,4	92,7	60 500	94 000	49,1	95,1	55 600	90 200	46,0
48,0	37,2	88,2	59 900	91 400	40,9	90,5	56 800	89 000	45,9	93,2	52 000	85 400	48,0
50,0	33,1	85,2	56 300	86 800	37,1	87,8	53 300	84 500	42,5	91,0	48 800	81 000	50,0
52,0	28,4	81,6	52 900	82 400	33,0	84,8	50 100	80 200	38,9	88,6	45 800	76 900	52,0
54,0	22,8	77,1	49 700	78 500	28,3	81,2	47 000	76 400	34,9	85,8	43 000	73 200	54,0
56,0	15,1	70,7	46 700	74 700	22,6	76,7	44 200	72 700	30,5	82,4	40 300	69 700	56,0
58,0									25,3	78,4	37 900	66 500	58,0
60,0									18,8	73,1	35 500	63 400	60,0
62,0													62,0
64,0													64,0
66,0													66,0
68,0													68,0
72,0													72,0

MLC650 VPC-MAX S-1

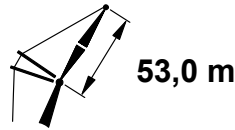
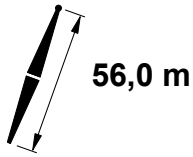
ASME B30.5



m	75°				70°				65°				m	
	°	m	kg	kg	°	m	kg	kg	°	m	kg	kg		
22,9													22,9	
24,0													24,0	
26,0													26,0	
28,0													28,0	
30,0													30,0	
32,0													32,0	
34,0													34,0	
36,0													36,0	
38,0													38,0	
40,0	64,2	101,5	58 700	100 400									40,0	
42,0	61,6	100,4	54 600	94 400									42,0	
44,0	58,9	99,2	50 800	88 900									44,0	
46,0	56,1	97,8	47 400	84 000									46,0	
48,0	53,2	96,3	44 300	79 500									48,0	
50,0	50,3	94,7	41 300	75 300	57,0	96,7	34 000	69 800					50,0	
52,0	47,1	92,8	38 700	71 500	54,2	95,3	31 700	66 200					52,0	
54,0	43,8	90,8	36 200	68 000	51,2	93,7	29 500	62 900					54,0	
56,0	40,3	88,4	33 900	64 700	48,2	91,9	27 400	59 800					56,0	
58,0	36,5	85,7	31 700	61 700	44,9	89,9	25 500	57 000	52,0	92,1	19 400	52 400	58,0	
60,0	32,2	82,6	29 600	58 800	41,5	87,6	23 700	54 300	48,9	90,4	17 900	49 900	60,0	
62,0	27,4	78,9	27 700	56 200	37,8	85,1	22 000	51 800	45,7	88,5	16 400	47 600	62,0	
64,0	21,5	74,2	25 800	53 600	33,7	82,1	20 400	49 500	42,3	86,3	15 000	45 400	64,0	
66,0					29,1	78,7	18 800	47 300	38,7	83,8	13 700	43 400	66,0	
68,0					23,6	74,3	17 400	45 200	34,7	81,0	12 400	41 400	68,0	
72,0										25,1	73,5	10 000	37 800	72,0

MLC650 VPC-MAX S-1

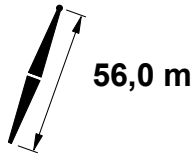
ASME B30.5



m	85°				83°				80°				m
	°	m	kg	kg	°	m	kg	kg	°	m	kg	kg	
22,9	74,5	109,7	159 300	190 600									22,9
24,0	73,2	109,3	150 100	190 600									24,0
26,0	70,9	108,6	135 700	189 900									26,0
28,0	68,6	107,8	123 600	176 400	70,9	108,4	117 800	172 000					28,0
30,0	66,2	106,9	113 100	162 300	68,5	107,6	107 700	158 200					30,0
32,0	63,8	105,9	103 900	149 900	66,2	106,7	98 900	146 100	69,6	107,5	91 400	140 400	32,0
34,0	61,3	104,8	96 000	139 300	63,7	105,7	91 300	135 700	67,2	106,6	84 300	130 400	34,0
36,0	58,8	103,6	88 900	129 900	61,3	104,6	84 500	126 500	64,8	105,7	77 900	121 500	36,0
38,0	56,2	102,3	82 500	121 500	58,7	103,3	78 400	118 300	62,4	104,6	72 200	113 600	38,0
40,0	53,5	100,8	76 900	114 000	56,1	102,0	73 000	111 000	59,9	103,4	67 100	106 600	40,0
42,0	50,7	99,1	71 800	107 300	53,4	100,5	68 000	104 500	57,3	102,1	62 500	100 200	42,0
44,0	47,8	97,3	67 100	101 200	50,6	98,9	63 600	98 500	54,7	100,7	58 300	94 500	44,0
46,0	44,7	95,3	62 900	95 700	47,7	97,0	59 500	93 100	51,9	99,1	54 400	89 200	46,0
48,0	41,5	93,1	59 000	90 600	44,6	95,0	55 800	88 100	49,0	97,4	51 000	84 500	48,0
50,0	38,0	90,5	55 400	86 000	41,4	92,8	52 300	83 600	46,0	95,5	47 700	80 100	50,0
52,0	34,2	87,6	52 000	81 700	37,9	90,2	49 100	79 400	42,9	93,3	44 700	76 100	52,0
54,0	29,9	84,3	48 900	77 700	34,1	87,3	46 200	75 600	39,5	90,9	42 000	72 300	54,0
56,0	25,0	80,2	46 000	74 000	29,8	83,9	43 400	72 000	35,8	88,2	39 400	68 900	56,0
58,0	18,8	74,8	43 200	70 600	24,9	79,8	40 700	68 600	31,8	85,0	36 900	65 700	58,0
60,0					18,6	74,4	38 200	65 500	27,2	81,3	34 600	62 600	60,0
62,0									21,7	76,6	32 400	59 800	62,0
64,0									14,0	69,7	30 300	57 100	64,0
66,0													66,0
68,0													68,0
72,0													72,0
76,0													76,0

MLC650 VPC-MAX S-1

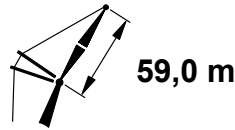
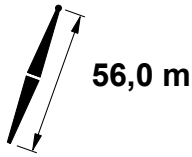
ASME B30.5



m	75°				70°				65°				m
	°	m	kg	kg	°	m	kg	kg	°	m	kg	kg	
22,9													22,9
24,0													24,0
26,0													26,0
28,0													28,0
30,0													30,0
32,0													32,0
34,0													34,0
36,0													36,0
38,0													38,0
40,0													40,0
42,0	63,3	103,9	53 300	93 300									42,0
44,0	60,9	102,7	49 500	87 800									44,0
46,0	58,3	101,5	46 100	82 900									46,0
48,0	55,7	100,1	43 000	78 500									48,0
50,0	53,0	98,6	40 100	74 300									50,0
52,0	50,2	96,9	37 500	70 500	56,5	99,0	30 300	65 100					52,0
54,0	47,2	95,1	35 000	67 000	53,9	97,6	28 100	61 900					54,0
56,0	44,1	93,0	32 700	63 800	51,1	95,9	26 100	58 800					56,0
58,0	40,8	90,7	30 500	60 800	48,2	94,2	24 200	56 000	54,5	96,0	18 000	51 300	58,0
60,0	37,3	88,1	28 500	58 000	45,1	92,2	22 400	53 300	51,8	94,4	16 500	48 900	60,0
62,0	33,4	85,2	26 600	55 300	41,9	90,0	20 800	50 900	48,9	92,7	15 000	46 500	62,0
64,0	29,0	81,7	24 800	52 800	38,4	87,5	19 200	48 500	45,9	90,7	13 700	44 400	64,0
66,0	23,9	77,4	23 100	50 500	34,7	84,6	17 700	46 400	42,7	88,6	12 400	42 300	66,0
68,0	17,3	71,6	21 400	48 200	30,5	81,3	16 300	44 300	39,3	86,2	11 200	40 400	68,0
72,0					19,7	72,2	13 500	40 500	31,6	80,2		36 900	72,0
76,0									21,4	71,6		33 600	76,0

MLC650 VPC-MAX S-1

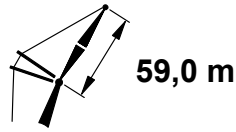
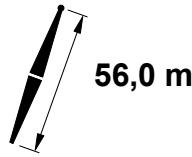
ASME B30.5



m	85°				83°				80°				m
	°	m	kg	kg	°	m	kg	kg	°	m	kg	kg	
24,4	74,6	115,5	145 600	160 900									24,4
26,0	72,9	115,0	134 300	160 900									26,0
28,0	70,9	114,3	122 200	160 700									28,0
30,0	68,8	113,5	111 700	158 400	70,8	114,0	106 200	155 100					30,0
32,0	66,7	112,6	102 600	148 400	68,7	113,2	97 400	144 500					32,0
34,0	64,5	111,7	94 600	137 900	66,6	112,4	89 800	134 200					34,0
36,0	62,3	110,6	87 600	128 500	64,5	111,4	83 000	125 100	67,6	112,3	76 300	120 000	36,0
38,0	60,1	109,4	81 200	120 200	62,3	110,3	77 000	116 900	65,4	111,4	70 600	112 100	38,0
40,0	57,8	108,2	75 600	112 700	60,0	109,2	71 600	109 700	63,3	110,3	65 500	105 100	40,0
42,0	55,4	106,8	70 500	106 100	57,7	107,9	66 700	103 200	61,0	109,2	60 900	98 800	42,0
44,0	53,0	105,3	65 900	100 000	55,3	106,5	62 200	97 200	58,8	108,0	56 800	93 100	44,0
46,0	50,5	103,6	61 700	94 500	52,9	105,0	58 200	91 800	56,4	106,7	53 000	87 900	46,0
48,0	47,8	101,8	57 800	89 500	50,4	103,3	54 500	87 000	54,0	105,2	49 500	83 200	48,0
50,0	45,1	99,8	54 200	84 800	47,8	101,5	51 100	82 400	51,5	103,6	46 300	78 800	50,0
52,0	42,2	97,6	51 000	80 600	45,0	99,5	47 900	78 300	49,0	101,9	43 400	74 800	52,0
54,0	39,2	95,2	47 900	76 700	42,1	97,3	45 000	74 500	46,3	100,0	40 600	71 200	54,0
56,0	35,9	92,5	45 100	73 000	39,1	94,9	42 300	70 900	43,5	97,9	38 100	67 700	56,0
58,0	32,3	89,4	42 400	69 600	35,8	92,1	39 700	67 600	40,5	95,5	35 700	64 500	58,0
60,0	28,3	85,7	39 900	66 500	32,2	89,0	37 300	64 500	37,3	92,9	33 500	61 600	60,0
62,0	23,6	81,4	37 500	63 500	28,2	85,4	35 100	61 600	33,8	90,0	31 400	58 800	62,0
64,0	17,8	75,7	35 200	60 700	23,5	81,0	32 900	58 900	30,0	86,6	29 400	56 200	64,0
66,0					17,6	75,3	30 800	56 300	25,7	82,6	27 500	53 700	66,0
68,0									20,4	77,6	25 700	51 400	68,0
72,0													72,0
76,0													76,0
80,0													80,0

MLC650 VPC-MAX S-1

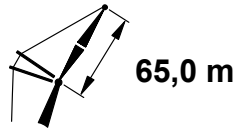
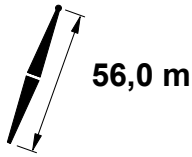
ASME B30.5



m	75°				70°				65°			
	°	m	kg	kg	°	m	kg	kg	°	m	kg	m
24,4												24,4
26,0												26,0
28,0												28,0
30,0												30,0
32,0												32,0
34,0												34,0
36,0												36,0
38,0												38,0
40,0												40,0
42,0												42,0
44,0												44,0
46,0	61,9	108,5	44 400	81 500								46,0
48,0	59,6	107,3	41 300	77 000								48,0
50,0	57,3	106,0	38 500	72 900								50,0
52,0	54,9	104,6	35 900	69 200								52,0
54,0	52,5	103,1	33 400	65 700	58,1	104,9	26 400	60 400				54,0
56,0	50,0	101,4	31 200	62 500	55,7	103,6	24 400	57 400				56,0
58,0	47,3	99,6	29 000	59 500	53,3	102,1	22 500	54 600				58,0
60,0	44,6	97,5	27 100	56 700	50,8	100,4	20 800	52 000				60,0
62,0	41,6	95,3	25 200	54 100	48,2	98,6	19 200	49 500				62,0
64,0	38,5	92,8	23 500	51 700	45,5	96,7	17 600	47 200	51,4	98,9	43 000	64,0
66,0	35,2	90,0	21 800	49 400	42,6	94,5	16 200	45 100	48,8	97,1	41 000	66,0
68,0	31,5	86,8	20 200	47 200	39,6	92,1	14 800	43 100	46,1	95,2	39 100	68,0
72,0	22,6	78,5	17 300	43 200	32,8	86,4	12 300	39 300	40,3	90,8	35 600	72,0
76,0					24,3	78,6	9 900	36 000	33,7	85,2	32 500	76,0
80,0									25,5	77,8	29 600	80,0

MLC650 VPC-MAX S-1

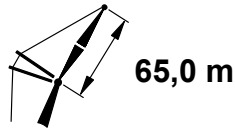
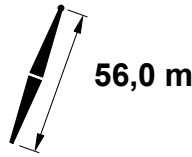
ASME B30.5



m	85°				83°				80°				m
	°	m	kg	kg	°	m	kg	kg	°	m	kg	kg	
25,9	74,6	121,3	133 400	136 900									25,9
26,0	74,6	121,3	132 900	136 900									26,0
28,0	72,7	120,7	120 800	136 800									28,0
30,0	70,8	119,9	110 300	136 600									30,0
32,0	69,0	119,2	101 200	136 100	70,8	119,7	95 900	135 000					32,0
34,0	67,0	118,3	93 300	134 300	68,9	118,9	88 300	132 700					34,0
36,0	65,1	117,4	86 200	127 100	67,0	118,0	81 600	123 600					36,0
38,0	63,1	116,4	79 900	118 800	65,0	117,1	75 500	115 500	67,9	118,0	69 000	110 600	38,0
40,0	61,1	115,2	74 300	111 500	63,1	116,1	70 100	108 300	65,9	117,1	64 000	103 700	40,0
42,0	59,0	114,0	69 200	104 800	61,0	115,0	65 300	101 800	64,0	116,1	59 400	97 400	42,0
44,0	56,9	112,7	64 600	98 800	59,0	113,8	60 800	95 900	62,0	115,0	55 200	91 700	44,0
46,0	54,8	111,3	60 400	93 300	56,9	112,4	56 800	90 600	59,9	113,8	51 500	86 600	46,0
48,0	52,5	109,8	56 600	88 300	54,7	111,0	53 100	85 700	57,8	112,6	48 000	81 900	48,0
50,0	50,3	108,1	53 000	83 700	52,5	109,5	49 700	81 200	55,7	111,2	44 900	77 600	50,0
52,0	47,9	106,3	49 700	79 500	50,2	107,8	46 600	77 100	53,5	109,7	41 900	73 600	52,0
54,0	45,4	104,3	46 700	75 600	47,8	106,0	43 700	73 300	51,2	108,1	39 200	69 900	54,0
56,0	42,8	102,2	43 900	72 000	45,3	104,0	41 000	69 800	48,9	106,4	36 700	66 500	56,0
58,0	40,1	99,8	41 300	68 600	42,7	101,9	38 500	66 500	46,5	104,5	34 300	63 400	58,0
60,0	37,2	97,2	38 800	65 500	40,0	99,5	36 100	63 400	43,9	102,4	32 100	60 400	60,0
62,0	34,1	94,3	36 500	62 500	37,1	96,9	33 900	60 600	41,3	100,1	30 100	57 700	62,0
64,0	30,7	91,0	34 300	59 800	34,0	94,0	31 800	57 900	38,4	97,6	28 100	55 100	64,0
66,0	26,9	87,1	32 300	57 200	30,6	90,6	29 900	55 400	35,4	94,8	26 300	52 700	66,0
68,0	22,4	82,5	30 300	54 800	26,8	86,8	28 000	53 000	32,2	91,7	24 600	50 400	68,0
72,0					16,7	76,1	24 500	48 600	24,4	83,9	21 300	46 200	72,0
76,0									12,5	71,0	18 200	42 300	76,0
80,0													80,0
84,0													84,0
88,0													88,0

MLC650 VPC-MAX S-1

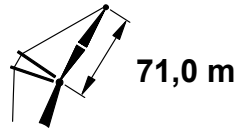
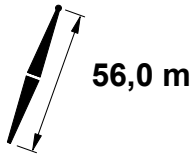
ASME B30.5



m	75°				70°				65°			
	°	m	kg	kg	°	m	kg	kg	°	m	kg	m
25,9												25,9
26,0												26,0
28,0												28,0
30,0												30,0
32,0												32,0
34,0												34,0
36,0												36,0
38,0												38,0
40,0												40,0
42,0												42,0
44,0												44,0
46,0	64,7	115,3	42 700	80 000								46,0
48,0	62,7	114,3	39 600	75 600								48,0
50,0	60,7	113,1	36 800	71 500								50,0
52,0	58,6	111,9	34 200	67 800								52,0
54,0	56,5	110,6	31 800	64 400								54,0
56,0	54,3	109,1	29 600	61 200								56,0
58,0	52,1	107,6	27 500	58 200	57,2	109,5	20 800	53 200				58,0
60,0	49,8	105,9	25 500	55 400	55,1	108,1	19 100	50 600				60,0
62,0	47,4	104,1	23 700	52 900	52,8	106,6	17 500	48 200				62,0
64,0	44,9	102,1	22 000	50 400	50,6	104,9	16 000	45 900				64,0
66,0	42,3	99,9	20 400	48 200	48,2	103,1	14 600	43 800	53,4	105,0	39 500	66,0
68,0	39,5	97,5	18 900	46 000	45,7	101,2	13 200	41 800	51,1	103,4	37 700	68,0
72,0	33,4	91,8	16 000	42 100	40,4	96,7	10 700	38 100	46,3	99,7	34 300	72,0
76,0	26,1	84,5	13 400	38 600	34,5	91,3		34 800	41,1	95,4	31 200	76,0
80,0	15,5	73,2	10 900	35 300	27,4	84,3		31 800	35,3	90,0	28 400	80,0
84,0					17,7	74,0		29 100	28,4	83,3	25 900	84,0
88,0									19,2	73,7	23 500	88,0

MLC650 VPC-MAX S-1

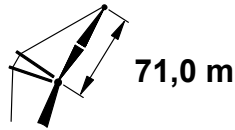
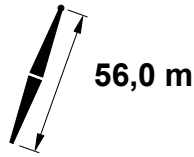
ASME B30.5



m	85°				83°				80°				m
	°	m	kg	kg	°	m	kg	kg	°	m	kg	kg	
27,4	74,7	127,1	121 500	123 900									27,4
28,0	74,2	126,9	118 300	123 800									28,0
30,0	72,5	126,3	107 900	123 700									30,0
32,0	70,8	125,6	98 800	123 300	72,5	126,0	93 300	121 800					32,0
34,0	69,1	124,8	90 900	122 900	70,8	125,3	85 800	121 800					34,0
36,0	67,3	124,0	83 900	122 300	69,0	124,5	79 000	120 000					36,0
38,0	65,6	123,0	77 600	116 700	67,3	123,7	73 000	113 400					38,0
40,0	63,7	122,0	72 000	109 400	65,5	122,8	67 700	106 200	68,1	123,6	61 300	101 400	40,0
42,0	61,9	121,0	66 900	102 800	63,7	121,8	62 800	99 800	66,3	122,7	56 700	95 200	42,0
44,0	60,1	119,8	62 300	96 800	61,9	120,7	58 400	93 900	64,5	121,8	52 600	89 600	44,0
46,0	58,1	118,6	58 100	91 400	60,0	119,5	54 400	88 600	62,7	120,7	48 900	84 500	46,0
48,0	56,2	117,2	54 300	86 400	58,1	118,3	50 800	83 800	60,8	119,6	45 500	79 800	48,0
50,0	54,2	115,8	50 800	81 900	56,2	116,9	47 400	79 300	59,0	118,4	42 300	75 500	50,0
52,0	52,2	114,2	47 500	77 700	54,2	115,5	44 300	75 200	57,0	117,1	39 400	71 600	52,0
54,0	50,1	112,5	44 500	73 800	52,1	113,9	41 400	71 400	55,1	115,7	36 700	67 900	54,0
56,0	47,9	110,7	41 700	70 200	50,0	112,3	38 700	67 900	53,0	114,2	34 200	64 600	56,0
58,0	45,6	108,8	39 100	66 800	47,8	110,4	36 200	64 700	51,0	112,5	31 900	61 400	58,0
60,0	43,3	106,7	36 700	63 700	45,6	108,5	33 900	61 600	48,8	110,8	29 800	58 500	60,0
62,0	40,8	104,4	34 400	60 800	43,2	106,4	31 700	58 800	46,6	108,9	27 700	55 800	62,0
64,0	38,2	101,8	32 300	58 100	40,7	104,0	29 700	56 100	44,3	106,9	25 800	53 200	64,0
66,0	35,5	99,1	30 300	55 600	38,1	101,5	27 800	53 700	41,9	104,6	24 000	50 800	66,0
68,0	32,5	96,0	28 400	53 100	35,4	98,7	25 900	51 300	39,3	102,2	22 300	48 600	68,0
72,0	25,6	88,4	24 800	48 700	29,1	92,1	22 600	47 000	33,8	96,6	19 200	44 400	72,0
76,0	16,0	77,3	21 500	44 700	21,2	83,2	19 500	43 100	27,2	89,5	16 300	40 700	76,0
80,0									18,5	79,5	13 700	37 300	80,0
84,0													84,0
88,0													88,0
92,0													92,0
96,0													96,0

MLC650 VPC-MAX S-1

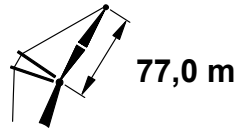
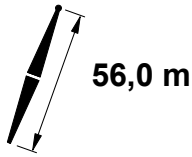
ASME B30.5



m	75°				70°				65°			
	°	m	kg	kg	°	m	kg	kg	°	m	kg	m
27,4												27,4
28,0												28,0
30,0												30,0
32,0												32,0
34,0												34,0
36,0												36,0
38,0												38,0
40,0												40,0
42,0												42,0
44,0												44,0
46,0												46,0
48,0												48,0
50,0	63,4	120,0	34 000	69 300								50,0
52,0	61,6	118,9	31 400	65 600								52,0
54,0	59,7	117,7	29 100	62 200								54,0
56,0	57,8	116,4	26 800	59 000								56,0
58,0	55,8	115,1	24 800	56 100								58,0
60,0	53,8	113,6	22 900	53 400	58,4	115,3	16 200	48 300				60,0
62,0	51,8	112,0	21 100	50 800	56,5	114,0	14 600	45 900				62,0
64,0	49,6	110,3	19 400	48 400	54,5	112,5	13 100	43 700				64,0
66,0	47,5	108,5	17 800	46 200	52,4	111,0	11 800	41 600				66,0
68,0	45,2	106,5	16 300	44 100	50,3	109,3	10 500	39 700				68,0
72,0	40,3	102,0	13 600	40 200	45,9	105,6		36 000	50,9	107,8	32 000	72,0
76,0	34,9	96,6	11 100	36 700	41,1	101,2		32 800	46,5	104,2	29 000	76,0
80,0	28,6	89,9		33 600	35,8	96,0		29 900	41,8	99,9	26 300	80,0
84,0	20,4	80,6		30 700	29,7	89,5		27 200	36,5	94,8	23 800	84,0
88,0					21,9	80,8		24 800	30,5	88,5	21 600	88,0
92,0									23,0	80,1	19 500	92,0
96,0									11,4	66,3	17 500	96,0

MLC650 VPC-MAX S-1

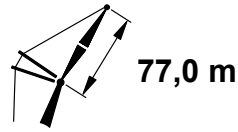
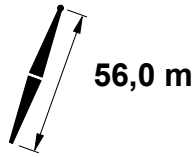
ASME B30.5



m	85°				83°				80°				m
	°	m	kg	kg	°	m	kg	kg	°	m	kg	kg	
29,0	74,7	132,9	106 400	106 400									29,0
30,0	73,9	132,6	104 800	106 300									30,0
32,0	72,4	131,9	97 300	106 000									32,0
34,0	70,8	131,2	89 400	105 600	72,3	131,7	84 200	104 400					34,0
36,0	69,2	130,5	82 400	105 100	70,7	131,0	77 500	104 300					36,0
38,0	67,6	129,6	76 100	104 600	69,2	130,2	71 500	104 200					38,0
40,0	66,0	128,7	70 500	104 000	67,5	129,4	66 100	103 300					40,0
42,0	64,3	127,8	65 500	101 200	65,9	128,5	61 300	98 400	68,3	129,3	55 100	93 700	42,0
44,0	62,6	126,7	60 900	95 500	64,3	127,5	56 900	92 600	66,6	128,4	51 000	88 100	44,0
46,0	60,9	125,6	56 700	90 100	62,6	126,5	52 900	87 300	65,0	127,5	47 300	83 000	46,0
48,0	59,2	124,4	52 900	85 200	60,9	125,3	49 300	82 500	63,3	126,4	43 900	78 400	48,0
50,0	57,4	123,1	49 400	80 600	59,1	124,1	45 900	78 000	61,6	125,4	40 700	74 200	50,0
52,0	55,6	121,7	46 200	76 500	57,4	122,8	42 800	74 000	59,9	124,2	37 800	70 200	52,0
54,0	53,8	120,3	43 200	72 600	55,6	121,5	40 000	70 200	58,2	122,9	35 200	66 600	54,0
56,0	51,9	118,7	40 400	69 000	53,7	120,0	37 300	66 700	56,4	121,6	32 700	63 300	56,0
58,0	49,9	117,0	37 800	65 700	51,8	118,4	34 800	63 500	54,5	120,2	30 400	60 200	58,0
60,0	47,9	115,2	35 400	62 600	49,9	116,7	32 500	60 500	52,7	118,7	28 300	57 300	60,0
62,0	45,8	113,3	33 100	59 700	47,9	114,9	30 400	57 600	50,7	117,0	26 200	54 600	62,0
64,0	43,7	111,2	31 000	57 000	45,8	113,0	28 300	55 000	48,8	115,3	24 300	52 000	64,0
66,0	41,4	108,9	29 000	54 500	43,6	110,9	26 400	52 500	46,7	113,4	22 600	49 600	66,0
68,0	39,1	106,5	27 100	52 100	41,4	108,6	24 600	50 200	44,6	111,4	20 900	47 400	68,0
72,0	34,0	100,9	23 700	47 700	36,5	103,5	21 300	45 900	40,1	106,8	17 800	43 300	72,0
76,0	28,0	93,9	20 500	43 800	31,0	97,3	18 300	42 100	35,1	101,4	15 000	39 600	76,0
80,0	20,5	84,6	17 600	40 200	24,4	89,3	15 600	38 600	29,4	94,8	12 500	36 300	80,0
84,0					15,2	77,6	13 000	35 400	22,3	86,2	10 100	33 300	84,0
88,0									11,3	72,0		30 400	88,0
92,0													92,0
96,0													96,0
100,0													100,0

MLC650 VPC-MAX S-1

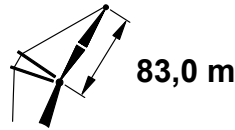
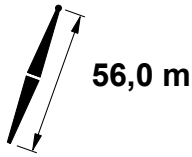
ASME B30.5



m	75°				70°			65°			m
	°	m	kg	kg	°	m	kg	°	m	kg	
29,0											29,0
30,0											30,0
32,0											32,0
34,0											34,0
36,0											36,0
38,0											38,0
40,0											40,0
42,0											42,0
44,0											44,0
46,0											46,0
48,0											48,0
50,0											50,0
52,0	64,0	125,7	29 700	64 100							52,0
54,0	62,3	124,6	27 300	60 800							54,0
56,0	60,6	123,5	25 100	57 600							56,0
58,0	58,8	122,3	23 100	54 700							58,0
60,0	57,1	121,0	21 200	52 000							60,0
62,0	55,2	119,6	19 500	49 500							62,0
64,0	53,4	118,1	17 800	47 100	57,6	119,9	42 300				64,0
66,0	51,5	116,5	16 200	44 900	55,8	118,5	40 200				66,0
68,0	49,5	114,8	14 800	42 800	54,0	117,0	38 300				68,0
72,0	45,4	111,0	12 000	38 900	50,2	113,8	34 700	54,5	115,5	30 600	72,0
76,0	41,0	106,6	9 600	35 500	46,1	110,1	31 500	50,7	112,3	27 600	76,0
80,0	36,1	101,4		32 400	41,7	105,8	28 600	46,6	108,6	25 000	80,0
84,0	30,5	95,1		29 600	36,9	100,7	26 000	42,3	104,4	22 500	84,0
88,0	23,8	86,9		27 000	31,5	94,6	23 600	37,6	99,5	20 300	88,0
92,0	14,1	74,6		24 600	25,0	86,9	21 400	32,2	93,5	18 300	92,0
96,0					16,1	75,6	19 400	25,9	86,0	16 400	96,0
100,0								17,4	75,4	14 600	100,0

MLC650 VPC-MAX S-1

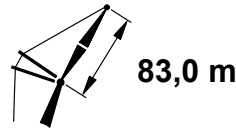
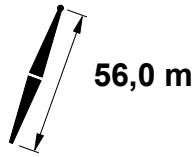
ASME B30.5



m	85°				83°				80°				m
	°	m	kg	kg	°	m	kg	kg	°	m	kg	kg	
30,5	74,8	138,7	92 000	92 000									30,5
32,0	73,7	138,3	91 800	91 800									32,0
34,0	72,2	137,6	88 400	91 500									34,0
36,0	70,8	136,9	81 400	91 100	72,2	137,3	76 400	90 300					36,0
38,0	69,3	136,1	75 200	90 600	70,7	136,6	70 400	90 200					38,0
40,0	67,8	135,3	69 600	90 100	69,3	135,9	65 100	90 000					40,0
42,0	66,3	134,4	64 600	89 500	67,8	135,1	60 300	89 700					42,0
44,0	64,8	133,5	60 000	88 900	66,2	134,2	55 900	89 400	68,4	134,9	49 900	86 600	44,0
46,0	63,2	132,5	55 800	88 000	64,7	133,2	52 000	86 400	66,9	134,1	46 200	82 100	46,0
48,0	61,6	131,4	52 100	84 300	63,2	132,2	48 300	81 600	65,4	133,2	42 800	77 500	48,0
50,0	60,0	130,2	48 600	79 800	61,6	131,1	45 000	77 200	63,9	132,2	39 700	73 200	50,0
52,0	58,4	129,0	45 300	75 700	60,0	129,9	41 900	73 100	62,3	131,1	36 800	69 300	52,0
54,0	56,8	127,7	42 400	71 800	58,4	128,7	39 100	69 400	60,7	130,0	34 200	65 700	54,0
56,0	55,1	126,3	39 600	68 300	56,7	127,4	36 400	65 900	59,1	128,8	31 700	62 400	56,0
58,0	53,4	124,8	37 000	65 000	55,0	126,0	34 000	62 700	57,5	127,5	29 400	59 300	58,0
60,0	51,6	123,2	34 600	61 900	53,3	124,5	31 700	59 700	55,8	126,1	27 300	56 400	60,0
62,0	49,8	121,5	32 400	59 000	51,6	122,9	29 500	56 900	54,1	124,7	25 300	53 700	62,0
64,0	47,9	119,7	30 300	56 300	49,7	121,2	27 500	54 300	52,4	123,1	23 400	51 200	64,0
66,0	46,0	117,8	28 300	53 800	47,9	119,4	25 600	51 800	50,6	121,5	21 700	48 900	66,0
68,0	44,0	115,7	26 400	51 400	46,0	117,5	23 900	49 500	48,7	119,7	20 000	46 600	68,0
72,0	39,8	111,1	23 000	47 100	41,9	113,2	20 600	45 300	44,9	115,9	17 000	42 600	72,0
76,0	35,2	105,7	19 900	43 200	37,5	108,2	17 600	41 500	40,7	111,4	14 200	38 900	76,0
80,0	29,9	99,2	17 100	39 700	32,6	102,3	15 000	38 000	36,2	106,2	11 800	35 600	80,0
84,0	23,6	90,9	14 500	36 500	26,8	95,0	12 500	34 900	31,1	100,0		32 700	84,0
88,0	14,7	78,8	12 100	33 500	19,6	85,2	10 200	32 100	25,0	92,2		29 900	88,0
92,0									17,0	81,2		27 400	92,0
96,0													96,0
100,0													100,0
104,0													104,0
108,0													108,0

MLC650 VPC-MAX S-1

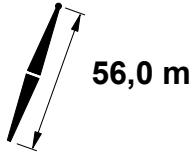
ASME B30.5



m	75°				70°			65°			m
	°	m	kg	kg	°	m	kg	°	m	kg	
30,5											30,5
32,0											32,0
34,0											34,0
36,0											36,0
38,0											38,0
40,0											40,0
42,0											42,0
44,0											44,0
46,0											46,0
48,0											48,0
50,0											50,0
52,0											52,0
54,0	64,5	131,4	26 200	59 800							54,0
56,0	62,9	130,4	24 000	56 700							56,0
58,0	61,3	129,3	22 000	53 800							58,0
60,0	59,7	128,1	20 100	51 100							60,0
62,0	58,1	126,9	18 400	48 600							62,0
64,0	56,4	125,5	16 700	46 200							64,0
66,0	54,8	124,1	15 200	44 000	58,6	125,7	39 300				66,0
68,0	53,0	122,6	13 700	41 900	57,0	124,4	37 300				68,0
72,0	49,4	119,3	11 100	38 100	53,6	121,5	33 800				72,0
76,0	45,6	115,5		34 700	50,0	118,3	30 600				76,0
80,0	41,6	111,2		31 700	46,3	114,6	27 800	50,5	116,8	24 100	80,0
84,0	37,1	106,1		28 900	42,2	110,4	25 200	46,7	113,1	21 700	84,0
88,0	32,1	100,1		26 400	37,9	105,4	22 900	42,8	109,0	19 500	88,0
92,0	26,3	92,7		24 000	33,0	99,6	20 700	38,4	104,1	17 500	92,0
96,0	18,8	82,6		21 900	27,3	92,5	18 700	33,6	98,4	15 600	96,0
100,0					20,2	83,0	16 900	28,1	91,5	13 900	100,0
104,0								21,2	82,4	12 300	104,0
108,0								10,5	67,4	10 800	108,0

MLC650 VPC-MAX S-1

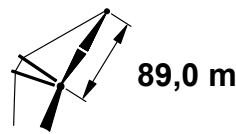
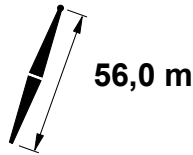
ASME B30.5



m	85°				83°				80°				m
	°	m	kg	kg	°	m	kg	kg	°	m	kg	kg	
32,0	74,8	144,5	86 000	86 000									32,0
34,0	73,5	143,9	84 300	85 700									34,0
36,0	72,1	143,3	77 900	85 300									36,0
38,0	70,8	142,6	71 700	84 800									38,0
40,0	69,4	141,8	66 100	84 300	70,7	142,3	61 400	84 000					40,0
42,0	68,0	141,0	61 100	83 800	69,3	141,5	56 700	83 700					42,0
44,0	66,6	140,1	56 600	83 200	68,0	140,7	52 300	83 400					44,0
46,0	65,2	139,2	52 400	82 600	66,5	139,8	48 400	82 600	68,6	140,6	42 300	79 000	46,0
48,0	63,7	138,2	48 600	81 000	65,1	138,9	44 800	78 800	67,2	139,8	39 000	74 500	48,0
50,0	62,3	137,1	45 200	77 100	63,7	137,9	41 400	74 400	65,8	138,9	35 900	70 300	50,0
52,0	60,8	136,0	41 900	73 000	62,2	136,9	38 400	70 400	64,3	137,9	33 100	66 400	52,0
54,0	59,3	134,8	39 000	69 200	60,8	135,7	35 600	66 700	62,9	136,9	30 500	62 900	54,0
56,0	57,8	133,5	36 200	65 700	59,3	134,5	32 900	63 200	61,4	135,8	28 000	59 600	56,0
58,0	56,2	132,2	33 700	62 400	57,7	133,3	30 500	60 000	59,9	134,6	25 800	56 500	58,0
60,0	54,6	130,8	31 300	59 300	56,2	131,9	28 200	57 000	58,4	133,4	23 700	53 600	60,0
62,0	53,0	129,3	29 100	56 500	54,6	130,5	26 100	54 300	56,9	132,1	21 700	51 000	62,0
64,0	51,4	127,7	27 000	53 800	53,0	129,0	24 100	51 600	55,3	130,7	19 800	48 500	64,0
66,0	49,7	126,0	25 000	51 300	51,3	127,4	22 200	49 200	53,7	129,2	18 100	46 100	66,0
68,0	48,0	124,2	23 200	48 900	49,6	125,7	20 500	46 900	52,1	127,6	16 500	43 900	68,0
72,0	44,3	120,2	19 800	44 600	46,1	122,0	17 200	42 700	48,7	124,2	13 500	39 900	72,0
76,0	40,4	115,7	16 700	40 700	42,4	117,7	14 300	38 900	45,1	120,4	10 800	36 300	76,0
80,0	36,2	110,5	13 900	37 200	38,3	112,9	11 700	35 500	41,3	116,0		33 000	80,0
84,0	31,5	104,3	11 400	34 100	33,9	107,2		32 500	37,1	110,9		30 100	84,0
88,0	26,0	96,7		31 200	28,8	100,4		29 700	32,5	105,0		27 400	88,0
92,0	19,0	86,6		28 500	22,6	91,8		27 100	27,2	97,8		24 900	92,0
96,0	6,3	67,4		22 000	14,1	79,1		24 700	20,6	88,4		22 600	96,0
100,0									10,5	73,1		20 500	100,0
104,0													104,0
108,0													108,0

MLC650 VPC-MAX S-1

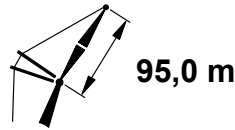
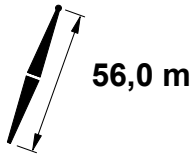
ASME B30.5



m	75°				70°			65°			m
	°	m	kg	kg	°	m	kg	°	m	kg	
32,0											32,0
34,0											34,0
36,0											36,0
38,0											38,0
40,0											40,0
42,0											42,0
44,0											44,0
46,0											46,0
48,0											48,0
50,0											50,0
52,0											52,0
54,0											54,0
56,0											56,0
58,0	63,4	136,1	18 000	50 700							58,0
60,0	62,0	135,0	16 100	48 000							60,0
62,0	60,5	133,9	14 400	45 500							62,0
64,0	59,0	132,7	12 800	43 200							64,0
66,0	57,5	131,4	11 300	41 000							66,0
68,0	55,9	130,1	9 900	39 000							68,0
72,0	52,7	127,1		35 200	56,4	129,0	30 700				72,0
76,0	49,4	123,8		31 900	53,2	126,0	27 600				76,0
80,0	45,8	120,0		28 900	49,9	122,8	24 800	53,6	124,5	20 900	80,0
84,0	42,0	115,7		26 100	46,4	119,1	22 300	50,3	121,2	18 500	84,0
88,0	38,0	110,8		23 600	42,7	114,9	20 000	46,8	117,6	16 400	88,0
92,0	33,5	105,1		21 300	38,7	110,1	17 900	43,1	113,5	14 500	92,0
96,0	28,3	98,1		19 200	34,2	104,5	15 900	39,2	108,8	12 700	96,0
100,0	22,1	89,3		17 300	29,2	97,8	14 100	34,8	103,3	11 000	100,0
104,0	13,1	75,9		15 400	23,2	89,3	12 400	29,9	96,7	9 500	104,0
108,0					14,9	77,2	10 800				108,0

MLC650 VPC-MAX S-1

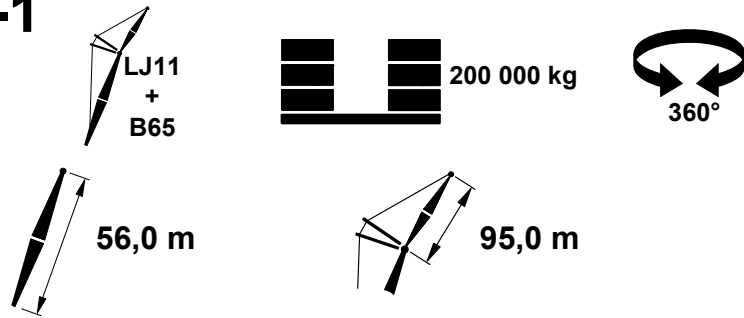
ASME B30.5



m	85°				83°				80°				m
	°	m	kg	kg	°	m	kg	kg	°	m	kg	kg	
33,5	74,9	150,3	74 600	74 600									33,5
34,0	74,6	150,2	74 500	74 500									34,0
36,0	73,3	149,6	74 200	74 200									36,0
38,0	72,0	148,9	70 800	73 700									38,0
40,0	70,7	148,2	65 300	73 200	72,0	148,7	60 500	72 700					40,0
42,0	69,5	147,5	60 300	72 700	70,7	148,0	55 800	72 500					42,0
44,0	68,2	146,7	55 800	72 200	69,4	147,2	51 400	72 100					44,0
46,0	66,8	145,8	51 600	71 600	68,1	146,4	47 500	71 700					46,0
48,0	65,5	144,9	47 900	71 000	66,8	145,5	43 900	71 300	68,7	146,3	38 000	69 600	48,0
50,0	64,2	143,9	44 400	70 400	65,5	144,6	40 600	70 900	67,4	145,4	34 900	69 000	50,0
52,0	62,8	142,9	41 200	69 900	64,1	143,6	37 500	69 600	66,1	144,5	32 100	65 600	52,0
54,0	61,4	141,8	38 200	68 500	62,8	142,6	34 700	65 900	64,7	143,6	29 500	62 000	54,0
56,0	60,0	140,6	35 500	65 000	61,4	141,5	32 100	62 500	63,4	142,6	27 100	58 700	56,0
58,0	58,6	139,4	32 900	61 700	60,0	140,3	29 700	59 300	62,0	141,5	24 800	55 700	58,0
60,0	57,2	138,1	30 600	58 600	58,6	139,1	27 400	56 300	60,6	140,4	22 800	52 900	60,0
62,0	55,7	136,7	28 300	55 800	57,2	137,8	25 300	53 500	59,2	139,2	20 800	50 200	62,0
64,0	54,2	135,3	26 200	53 100	55,7	136,5	23 300	50 900	57,8	137,9	19 000	47 700	64,0
66,0	52,7	133,8	24 300	50 600	54,2	135,0	21 500	48 500	56,4	136,6	17 200	45 400	66,0
68,0	51,2	132,2	22 500	48 300	52,7	133,5	19 700	46 200	54,9	135,2	15 600	43 200	68,0
72,0	48,0	128,6	19 100	44 000	49,6	130,2	16 500	42 000	51,8	132,1	12 600	39 200	72,0
76,0	44,6	124,7	16 000	40 100	46,3	126,4	13 600	38 300	48,7	128,7	10 000	35 600	76,0
80,0	41,0	120,3	13 300	36 700	42,8	122,3	11 000	34 900	45,3	124,9		32 400	80,0
84,0	37,1	115,2	10 800	33 500	39,0	117,5		31 900	41,8	120,5		29 400	84,0
88,0	32,8	109,3		30 700	34,9	112,0		29 100	37,9	115,6		26 800	88,0
92,0	27,9	102,2		28 000	30,4	105,6		26 600	33,7	109,9		24 300	92,0
96,0	22,0	93,3		25 600	25,0	97,7		24 200	29,0	103,1		22 100	96,0
100,0	13,7	80,2		23 400	18,2	87,2		22 000	23,3	94,7		20 000	100,0
104,0									15,9	82,9		18 100	104,0
108,0													108,0

MLC650 VPC-MAX S-1

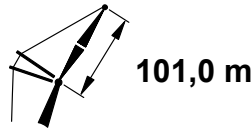
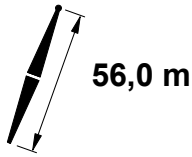
ASME B30.5



m	75°			70°			65°			m
	°	m	kg	°	m	kg	°	m	kg	
33,5										33,5
34,0										34,0
36,0										36,0
38,0										38,0
40,0										40,0
42,0										42,0
44,0										44,0
46,0										46,0
48,0										48,0
50,0										50,0
52,0										52,0
54,0										54,0
56,0										56,0
58,0										58,0
60,0	63,9	141,8	47 200							60,0
62,0	62,5	140,8	44 700							62,0
64,0	61,2	139,7	42 400							64,0
66,0	59,8	138,5	40 200							66,0
68,0	58,4	137,3	38 200							68,0
72,0	55,4	134,6	34 500	58,8	136,1	29 800				72,0
76,0	52,4	131,6	31 100	55,9	133,5	26 800				76,0
80,0	49,3	128,2	28 100	52,9	130,5	24 000				80,0
84,0	46,0	124,5	25 400	49,8	127,3	21 500	53,3	129,0	17 700	84,0
88,0	42,5	120,3	22 900	46,5	123,6	19 200	50,2	125,7	15 600	88,0
92,0	38,7	115,4	20 700	43,0	119,4	17 100	46,9	122,1	13 700	92,0
96,0	34,6	109,9	18 600	39,3	114,7	15 200	43,5	118,0	11 900	96,0
100,0	29,9	103,4	16 700	35,3	109,3	13 400	39,8	113,4	10 300	100,0
104,0	24,5	95,3	14 900	30,7	103,0	11 800				104,0
108,0	17,5	84,4	13 200	25,5	95,2	10 200				108,0

MLC650 VPC-MAX S-1

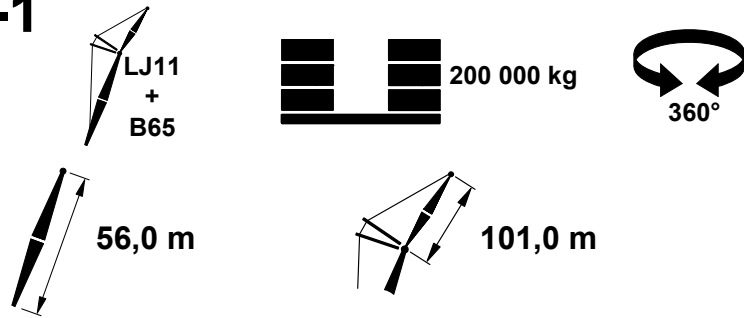
ASME B30.5



m	85°				83°				80°				m
	°	m	kg	kg	°	m	kg	kg	°	m	kg	kg	
35,1	74,9	156,1	64 200	64 200									35,1
36,0	74,3	155,9	64 000	64 000									36,0
38,0	73,1	155,2	63 600	63 600									38,0
40,0	71,9	154,6	62 600	63 100									40,0
42,0	70,7	153,9	58 800	62 600	71,9	154,3	54 200	62 300					42,0
44,0	69,5	153,1	54 300	62 100	70,7	153,6	49 900	62 000					44,0
46,0	68,3	152,3	50 100	61 600	69,5	152,9	45 900	61 600					46,0
48,0	67,1	151,5	46 400	61 100	68,3	152,1	42 400	61 200					48,0
50,0	65,8	150,6	42 900	60 500	67,0	151,2	39 000	60 800	68,8	152,0	33 300	59 400	50,0
52,0	64,6	149,6	39 700	60 000	65,8	150,3	36 000	60 400	67,6	151,1	30 500	59 200	52,0
54,0	63,3	148,6	36 800	59 400	64,5	149,3	33 200	59 900	66,3	150,2	27 900	59 000	54,0
56,0	62,0	147,5	34 000	58 900	63,3	148,3	30 600	59 500	65,1	149,3	25 500	57 300	56,0
58,0	60,7	146,4	31 500	58 300	62,0	147,3	28 200	58 000	63,8	148,3	23 200	54 400	58,0
60,0	59,4	145,2	29 100	57 200	60,7	146,1	25 900	55 100	62,5	147,3	21 200	51 600	60,0
62,0	58,0	144,0	26 900	54 600	59,3	144,9	23 800	52 300	61,3	146,2	19 200	48 900	62,0
64,0	56,7	142,6	24 800	51 900	58,0	143,7	21 800	49 700	59,9	145,0	17 400	46 400	64,0
66,0	55,3	141,3	22 900	49 500	56,6	142,4	20 000	47 300	58,6	143,8	15 700	44 100	66,0
68,0	53,9	139,8	21 000	47 100	55,3	141,0	18 200	45 000	57,3	142,5	14 000	41 900	68,0
72,0	51,0	136,6	17 700	42 800	52,4	138,0	15 000	40 900	54,5	139,7	11 100	37 900	72,0
76,0	48,0	133,1	14 600	39 000	49,5	134,6	12 100	37 100	51,6	136,6		34 400	76,0
80,0	44,8	129,2	11 900	35 500	46,4	130,9	9 600	33 800	48,6	133,2		31 200	80,0
84,0	41,4	124,8		32 400	43,1	126,8		30 700	45,5	129,4		28 200	84,0
88,0	37,8	119,9		29 600	39,6	122,1		28 000	42,2	125,1		25 600	88,0
92,0	33,9	114,2		27 000	35,9	116,8		25 500	38,6	120,2		23 200	92,0
96,0	29,5	107,5		24 600	31,7	110,6		23 100	34,8	114,7		21 000	96,0
100,0	24,3	99,3		22 400	26,9	103,3		21 000	30,5	108,3		18 900	100,0
104,0	17,8	88,5		20 300	21,2	94,0		19 000	25,5	100,5		17 000	104,0
108,0	5,9	68,1		12 800	13,2	80,4		17 100	19,3	90,4		15 200	108,0
112,0									9,8	74,1		13 500	112,0

MLC650 VPC-MAX S-1

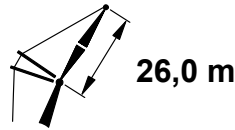
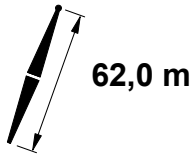
ASME B30.5



m	75°			70°			65°			m
	°	m	kg	°	m	kg	°	m	kg	
35,1										35,1
36,0										36,0
38,0										38,0
40,0										40,0
42,0										42,0
44,0										44,0
46,0										46,0
48,0										48,0
50,0										50,0
52,0										52,0
54,0										54,0
56,0										56,0
58,0										58,0
60,0										60,0
62,0	64,3	147,6	43 300							62,0
64,0	63,0	146,5	41 000							64,0
66,0	61,8	145,5	38 900							66,0
68,0	60,4	144,3	36 800							68,0
72,0	57,8	141,8	33 100							72,0
76,0	55,0	139,1	29 800	58,2	140,7	25 400				76,0
80,0	52,2	136,1	26 900	55,5	138,0	22 600				80,0
84,0	49,2	132,7	24 200	52,7	135,0	20 200				84,0
88,0	46,1	129,0	21 700	49,7	131,7	17 900	53,0	133,5	14 200	88,0
92,0	42,8	124,8	19 500	46,6	128,1	15 800	50,1	130,2	12 300	92,0
96,0	39,3	120,1	17 400	43,4	123,9	13 900	47,0	126,6	10 600	96,0
100,0	35,5	114,7	15 500	39,9	119,3	12 200				100,0
104,0	31,3	108,5	13 800	36,2	114,1	10 600				104,0
108,0	26,5	101,0	12 100							108,0
112,0	20,6	91,5	10 600							112,0

MLC650 VPC-MAX S-1

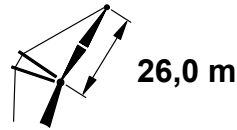
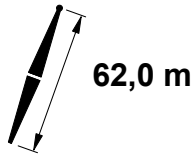
ASME B30.5



m	85°				83°				80°				m
	°	m	kg	kg	°	m	kg	kg	°	m	kg	kg	
16,8	73,1	89,4	204 900 c	332 300 c									16,8
18,0	70,2	89,0	188 300 c	310 700 c									18,0
20,0	65,3	88,0	165 700 c	274 200 c	70,5	88,8	157 400 c	267 500 c					20,0
22,0	60,2	86,9	147 700 b	244 500 b	65,7	87,8	140 200 c	238 500 c					22,0
24,0	54,8	85,4	132 600	220 100	60,6	86,7	125 800 b	214 600 b					24,0
26,0	49,0	83,7	119 900	199 700	55,2	85,3	113 800 b	194 800 b	63,7	86,9	104 500 b	187 500 b	26,0
28,0	42,5	81,5	109 200	182 800	49,4	83,6	103 600	178 300	58,5	85,6	95 100 b	171 600 b	28,0
30,0	34,9	78,7	99 800	168 200	43,0	81,4	94 700	164 100	53,0	84,1	86 900	157 900	30,0
32,0	25,3	74,8	91 400	155 500	35,6	78,7	86 800	151 700	47,0	82,3	79 700	146 000	32,0
34,0					26,2	75,0	79 900	141 000	40,2	79,9	73 400	135 700	34,0
36,0									32,2	76,9	67 700	126 500	36,0
38,0									21,3	72,3	62 300	118 300	38,0
40,0													40,0
42,0													42,0
44,0													44,0
46,0													46,0
48,0													48,0
50,0													50,0
52,0													52,0

MLC650 VPC-MAX S-1

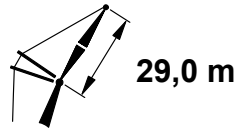
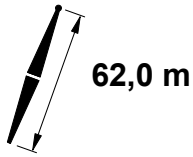
ASME B30.5



m	75°				70°				65°				m
	°	m	kg	kg	°	m	kg	kg	°	m	kg	kg	
16,8													16,8
18,0													18,0
20,0													20,0
22,0													22,0
24,0													24,0
26,0													26,0
28,0													28,0
30,0													30,0
32,0	61,9	85,2	67 600 b	136 500 b									32,0
34,0	56,6	83,9	62 200 b	126 900 b									34,0
36,0	50,9	82,2	57 300	118 300									36,0
38,0	44,7	80,2	52 900	110 700									38,0
40,0	37,5	77,7	48 900	103 900	54,2	81,5	39 700	96 800					40,0
42,0	28,8	74,2	45 200	97 700	48,3	79,7	36 700	91 000					42,0
44,0	15,2	68,4	41 400	91 900	41,7	77,5	33 800	85 800					44,0
46,0					34,1	74,6	31 200	81 000	51,3	78,5	23 600	75 200	46,0
48,0					24,0	70,6	28 600	76 600	45,1	76,5	21 600	71 100	48,0
50,0									38,0	74,0	19 600	67 300	50,0
52,0									29,4	70,6	17 800	63 800	52,0

MLC650 VPC-MAX S-1

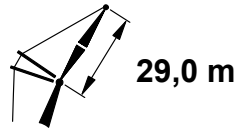
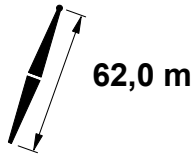
ASME B30.5



		85°				83°				80°					
		11,8 m		18,3 m		11,8 m		18,3 m		11,8 m		18,3 m			
		kg		kg		kg		kg		kg		kg			
m	°	m	kg	kg	°	m	kg	kg	°	m	kg	kg	m		
16,8	74,9	92,6	203 700 c	327 400 c											16,8
18,0	72,3	92,2	187 200 c	308 300 c											18,0
20,0	68,1	91,3	164 600 c	272 600 c											20,0
22,0	63,6	90,3	146 600 b	243 100 b	68,4	91,2	138 900 b	237 000 b							22,0
24,0	59,0	89,1	131 600	218 800	64,0	90,2	124 700 b	213 300 b							24,0
26,0	54,1	87,7	119 000	198 600	59,4	89,0	112 700 b	193 500 b	66,7	90,2	103 200 b	186 100 b	26,0		26,0
28,0	48,9	85,9	108 400	181 800	54,5	87,5	102 600	177 200	62,2	89,2	93 900 b	170 300 b	28,0		28,0
30,0	43,1	83,8	99 100	167 300	49,3	85,8	93 800	163 000	57,5	87,9	85 700	156 700	30,0		30,0
32,0	36,6	81,1	90 900	154 700	43,6	83,7	86 000	150 700	52,5	86,3	78 600	144 900	32,0		32,0
34,0	28,6	77,7	83 700	143 800	37,1	81,1	79 300	140 100	47,1	84,5	72 400	134 700	34,0		34,0
36,0	17,2	72,3	77 000	133 500	29,3	77,7	73 100	130 700	41,1	82,2	66 800	125 600	36,0		36,0
38,0					18,4	72,6	67 400	122 100	34,2	79,4	61 700	117 500	38,0		38,0
40,0									25,6	75,5	57 100	110 200	40,0		40,0
42,0													42,0		42,0
44,0													44,0		44,0
46,0													46,0		46,0
48,0													48,0		48,0
50,0													50,0		50,0
52,0													52,0		52,0
54,0													54,0		54,0
56,0													56,0		56,0

MLC650 VPC-MAX S-1

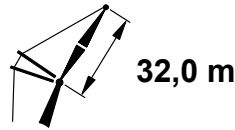
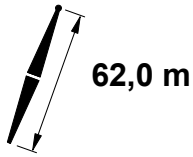
ASME B30.5



m	75°				70°				65°				m
	m	m	kg	kg	m	m	kg	kg	m	m	kg	kg	
16,8													16,8
18,0													18,0
20,0													20,0
22,0													22,0
24,0													24,0
26,0													26,0
28,0													28,0
30,0													30,0
32,0													32,0
34,0	60,5	87,5	60 800	125 700									34,0
36,0	55,7	86,1	56 000	117 200									36,0
38,0	50,6	84,5	51 700	109 600									38,0
40,0	45,0	82,5	47 800	102 800	58,5	85,2	38 300	95 500					40,0
42,0	38,8	80,0	44 200	96 700	53,6	83,7	35 300	89 900					42,0
44,0	31,4	76,9	40 900	91 200	48,3	81,9	32 500	84 700					44,0
46,0	21,6	72,3	37 700	86 000	42,5	79,8	30 000	80 000	50,9	80,7	20 100	69 900	46,0
48,0					35,8	77,1	27 600	75 700	45,4	78,7	18 300	66 300	48,0
50,0					27,7	73,5	25 300	71 600	39,2	76,3	16 600	62 800	50,0
52,0									31,9	73,2	14 900	59 600	52,0
54,0									22,4	68,8	13 300	56 600	54,0
56,0													56,0

MLC650 VPC-MAX S-1

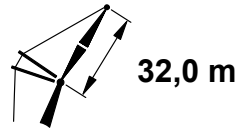
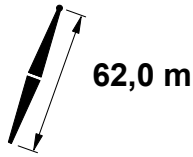
ASME B30.5



		85°				83°				80°					
		11,8 m		18,3 m		11,8 m		18,3 m		11,8 m		18,3 m			
		kg		kg		kg		kg		kg		kg			
m	°	m	kg	kg	°	m	kg	kg	°	m	kg	kg	m	°	m
18,3	73,5	95,3	182 700 c	300 700 c									18,3		
20,0	70,2	94,6	164 000 b	271 400 b									20,0		
22,0	66,3	93,7	146 100 b	242 100 b	70,5	94,4	138 300 b	235 900 b					22,0		
24,0	62,3	92,7	131 100 b	217 900 b	66,6	93,5	124 100 b	212 300 b					24,0		
26,0	58,0	91,4	118 600	197 800	62,6	92,5	112 100 b	192 700 b	69,0	93,6	102 400 b	185 200 b	26,0		
28,0	53,6	89,9	108 000	181 100	58,4	91,2	102 100	176 400	65,1	92,6	93 200 b	169 500 b	28,0		
30,0	48,8	88,2	98 800	166 700	53,9	89,8	93 300	162 400	61,0	91,5	85 100	155 900	30,0		
32,0	43,7	86,1	90 700	154 100	49,2	88,0	85 600	150 100	56,7	90,2	78 000	144 200	32,0		
34,0	37,9	83,6	83 700	143 300	44,1	86,0	79 000	139 600	52,1	88,6	71 900	134 000	34,0		
36,0	31,2	80,4	77 300	133 700	38,4	83,5	73 000	130 200	47,2	86,7	66 400	125 000	36,0		
38,0	22,5	76,0	71 500	125 100	31,7	80,4	67 500	121 800	41,9	84,5	61 400	117 000	38,0		
40,0					23,3	76,1	62 500	114 300	35,9	81,8	56 900	109 800	40,0		
42,0									28,7	78,4	52 800	103 300	42,0		
44,0									18,9	73,2	48 800	97 300	44,0		
46,0													46,0		
48,0													48,0		
50,0													50,0		
52,0													52,0		
54,0													54,0		
56,0													56,0		
58,0													58,0		

MLC650 VPC-MAX S-1

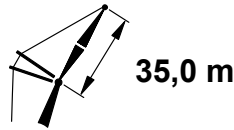
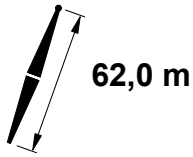
ASME B30.5



m	75°				70°				65°				m
	°	m	kg	kg	°	m	kg	kg	°	m	kg	kg	
18,3													18,3
20,0													20,0
22,0													22,0
24,0													24,0
26,0													26,0
28,0													28,0
30,0													30,0
32,0													32,0
34,0	63,6	91,0	60 000	124 900									34,0
36,0	59,4	89,8	55 300	116 400									36,0
38,0	55,0	88,4	51 000	108 900									38,0
40,0	50,4	86,7	47 200	102 200									40,0
42,0	45,4	84,7	43 700	96 200	57,6	87,5	34 500	89 200					42,0
44,0	39,8	82,4	40 500	90 700	53,1	86,0	31 800	84 000					44,0
46,0	33,5	79,4	37 500	85 700	48,3	84,2	29 300	79 400					46,0
48,0	25,6	75,5	34 600	81 100	43,1	82,1	27 000	75 100					48,0
50,0	13,4	69,0	31 800	76 700	37,2	79,5	24 900	71 200	50,7	83,0	17 600	65 600	50,0
52,0					30,4	76,2	22 800	67 500	45,7	81,0	15 900	62 200	52,0
54,0					21,4	71,6	20 800	64 100	40,2	78,7	14 400	59 100	54,0
56,0									33,9	75,8	12 900	56 200	56,0
58,0									26,2	71,9	11 400	53 400	58,0

MLC650 VPC-MAX S-1

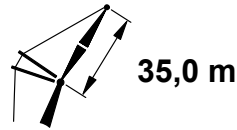
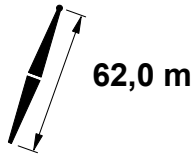
ASME B30.5



m	85°				83°				80°				m
	°	m	kg	kg	°	m	kg	kg	°	m	kg	kg	
18,3	75,0	98,4	181 500 b	282 900 b									18,3
20,0	72,0	97,8	162 800 b	269 900 b									20,0
22,0	68,5	97,0	144 900 b	240 600 b									22,0
24,0	64,9	96,1	130 000	216 600	68,8	96,8	122 800 b	210 900 b					24,0
26,0	61,1	94,9	117 500	196 500	65,1	95,9	110 900	191 400					26,0
28,0	57,2	93,6	107 000	179 900	61,4	94,8	100 900	175 200	67,4	95,9	91 800	168 200	28,0
30,0	53,1	92,1	97 800	165 600	57,5	93,5	92 200	161 200	63,7	94,9	83 800	154 700	30,0
32,0	48,8	90,4	89 800	153 100	53,4	92,0	84 600	149 000	59,9	93,8	76 800	143 000	32,0
34,0	44,1	88,3	82 800	142 400	49,1	90,3	78 000	138 600	55,9	92,4	70 700	132 900	34,0
36,0	38,9	85,9	76 500	132 800	44,4	88,2	72 000	129 300	51,8	90,8	65 200	123 900	36,0
38,0	33,0	82,9	70 900	124 300	39,3	85,8	66 700	120 900	47,3	89,0	60 300	115 900	38,0
40,0	25,8	79,0	65 700	116 700	33,5	82,9	61 900	113 500	42,5	86,8	55 900	108 800	40,0
42,0	15,5	73,0	60 800	109 700	26,4	79,1	57 400	106 800	37,1	84,2	51 900	102 400	42,0
44,0					16,5	73,4	53 200	100 700	30,9	81,0	48 100	96 600	44,0
46,0									23,1	76,6	44 600	91 200	46,0
48,0													48,0
50,0													50,0
52,0													52,0
54,0													54,0
56,0													56,0
58,0													58,0
60,0													60,0
62,0													62,0

MLC650 VPC-MAX S-1

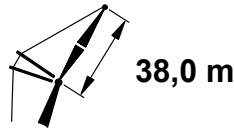
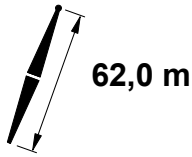
ASME B30.5



m	75°				70°				65°				m
	°	m	kg	kg	°	m	kg	kg	°	m	kg	kg	
18,3													18,3
20,0													20,0
22,0													22,0
24,0													24,0
26,0													26,0
28,0													28,0
30,0													30,0
32,0													32,0
34,0													34,0
36,0	62,3	93,3	53 900	115 200									36,0
38,0	58,5	92,0	49 600	107 700									38,0
40,0	54,4	90,6	45 900	101 100									40,0
42,0	50,2	88,9	42 400	95 100									42,0
44,0	45,6	87,0	39 300	89 600	56,8	89,7	30 400	82 800					44,0
46,0	40,6	84,7	36 400	84 700	52,7	88,2	27 900	78 200					46,0
48,0	35,0	81,9	33 700	80 200	48,3	86,4	25 700	74 000					48,0
50,0	28,3	78,3	31 100	76 000	43,5	84,3	23 600	70 100					50,0
52,0	19,5	73,3	28 600	72 000	38,3	81,8	21 600	66 500	50,5	85,2	14 500	61 100	52,0
54,0					32,3	78,8	19 800	63 200	45,9	83,2	13 000	58 000	54,0
56,0					24,9	74,7	18 000	60 100	40,9	81,0	11 600	55 200	56,0
58,0									35,4	78,2	10 200	52 500	58,0
60,0									28,8	74,7		49 900	60,0
62,0									20,1	69,8		47 500	62,0

MLC650 VPC-MAX S-1

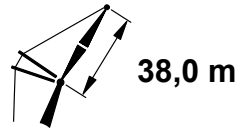
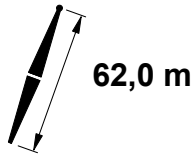
ASME B30.5



		85°				83°				80°					
		11,8 m		18,3 m		11,8 m		18,3 m		11,8 m		18,3 m			
m	°	m	kg	kg	°	m	kg	kg	°	m	kg	kg	m		
19,8	73,8	101,1	193 200 b	254 700 b										19,8	
20,0	73,5	101,0	191 200 b	254 000 b										20,0	
22,0	70,3	100,3	170 600 b	240 100 b										22,0	
24,0	67,0	99,4	153 400	216 100	70,5	100,1	146 100 b	210 500 b						24,0	
26,0	63,6	98,4	139 000	196 200	67,3	99,2	132 300	191 000						26,0	
28,0	60,2	97,3	126 900	179 700	63,9	98,2	120 700	174 900						28,0	
30,0	56,5	95,9	116 400	165 400	60,4	97,1	110 700	161 000	66,0	98,3	102 200	154 400		30,0	
32,0	52,7	94,4	107 200	153 000	56,8	95,8	101 900	148 900	62,5	97,3	93 900	142 800		32,0	
34,0	48,7	92,6	99 200	142 300	53,0	94,3	94 200	138 400	59,0	96,1	86 800	132 700		34,0	
36,0	44,4	90,6	92 100	132 800	49,0	92,5	87 400	129 200	55,4	94,7	80 500	123 800		36,0	
38,0	39,8	88,2	85 600	124 300	44,8	90,5	81 300	120 900	51,5	93,1	74 700	115 900		38,0	
40,0	34,5	85,4	79 900	116 800	40,1	88,2	75 800	113 600	47,4	91,2	69 700	108 800		40,0	
42,0	28,4	81,8	74 600	109 900	34,9	85,4	70 800	106 900	43,0	89,1	65 000	102 400		42,0	
44,0	20,4	77,0	69 700	103 700	28,9	81,9	66 200	100 900	38,2	86,6	60 800	96 600		44,0	
46,0					21,2	77,2	61 900	95 400	32,7	83,6	56 900	91 400		46,0	
48,0									26,1	79,7	53 200	86 500		48,0	
50,0									17,1	74,1	49 700	82 000		50,0	
52,0														52,0	
54,0														54,0	
56,0														56,0	
58,0														58,0	
60,0														60,0	
62,0														62,0	
64,0														64,0	

MLC650 VPC-MAX S-1

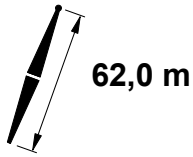
ASME B30.5



m	75°				70°				65°				m
	°	m	kg	kg	°	m	kg	kg	°	m	kg	kg	
19,8													19,8
20,0													20,0
22,0													22,0
24,0													24,0
26,0													26,0
28,0													28,0
30,0													30,0
32,0													32,0
34,0													34,0
36,0													36,0
38,0	61,3	95,6	63 900	107 600									38,0
40,0	57,7	94,3	59 400	101 000									40,0
42,0	54,0	92,9	55 400	95 000									42,0
44,0	50,0	91,2	51 600	89 600									44,0
46,0	45,8	89,2	48 200	84 700	56,1	92,0	39 600	78 200					46,0
48,0	41,3	87,0	45 100	80 200	52,3	90,5	36 900	74 000					48,0
50,0	36,3	84,3	42 200	76 100	48,3	88,7	34 400	70 100					50,0
52,0	30,5	81,0	39 500	72 200	44,0	86,6	32 100	66 600	54,2	89,1	24 800	61 100	52,0
54,0	23,3	76,7	36 800	68 700	39,2	84,2	29 900	63 300	50,3	87,4	22 900	58 000	54,0
56,0	12,1	69,6	34 200	65 200	33,9	81,3	27 800	60 200	46,1	85,5	21 200	55 200	56,0
58,0					27,6	77,6	25 900	57 400	41,6	83,3	19 600	52 500	58,0
60,0					19,4	72,6	23 900	54 600	36,6	80,6	18 000	50 100	60,0
62,0									30,9	77,4	16 500	47 700	62,0
64,0									23,8	73,2	15 000	45 500	64,0

MLC650 VPC-MAX S-1

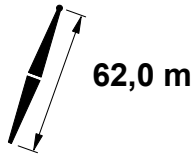
ASME B30.5



m	85°				83°				80°				m
	°	m	kg	kg	°	m	kg	kg	°	m	kg	kg	
21,3	72,8	103,7	175 600 b	239 800 b									21,3
22,0	71,8	103,5	169 400 b	234 500 b									22,0
24,0	68,8	102,7	152 300	214 800									24,0
26,0	65,7	101,8	137 900	195 000	69,0	102,5	131 100	189 800					26,0
28,0	62,6	100,7	125 800	178 500	66,0	101,6	119 500	173 700					28,0
30,0	59,3	99,5	115 300	164 300	62,8	100,5	109 500	159 800	67,8	101,6	100 800	153 200	30,0
32,0	55,9	98,2	106 100	151 900	59,6	99,4	100 700	147 800	64,7	100,7	92 600	141 600	32,0
34,0	52,4	96,6	98 200	141 300	56,2	98,0	93 100	137 400	61,5	99,6	85 600	131 600	34,0
36,0	48,7	94,9	91 100	131 800	52,7	96,5	86 400	128 200	58,3	98,3	79 200	122 700	36,0
38,0	44,7	92,8	84 700	123 400	49,0	94,7	80 300	119 900	54,8	96,9	73 600	114 800	38,0
40,0	40,4	90,5	79 000	115 900	45,0	92,7	74 800	112 600	51,2	95,3	68 500	107 800	40,0
42,0	35,7	87,8	73 800	109 100	40,8	90,4	69 900	106 000	47,4	93,5	63 900	101 500	42,0
44,0	30,3	84,5	69 100	102 900	36,1	87,7	65 300	100 000	43,4	91,3	59 700	95 700	44,0
46,0	23,7	80,2	64 700	97 300	30,7	84,5	61 200	94 600	39,0	88,9	55 900	90 500	46,0
48,0	14,1	73,7	60 400	92 100	24,3	80,3	57 300	89 600	34,1	86,0	52 300	85 700	48,0
50,0					15,1	74,1	53 600	84 900	28,4	82,4	49 000	81 300	50,0
52,0									21,2	77,7	45 900	77 200	52,0
54,0													54,0
56,0													56,0
58,0													58,0
60,0													60,0
62,0													62,0
64,0													64,0
66,0													66,0
68,0													68,0

MLC650 VPC-MAX S-1

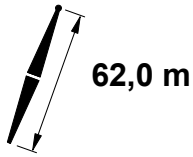
ASME B30.5



m	75°				70°				65°				m
	°	m	kg	kg	°	m	kg	kg	°	m	kg	kg	
21,3													21,3
22,0													22,0
24,0													24,0
26,0													26,0
28,0													28,0
30,0													30,0
32,0													32,0
34,0													34,0
36,0													36,0
38,0													38,0
40,0	60,4	97,9	58 100	99 800									40,0
42,0	57,0	96,6	54 000	93 900									42,0
44,0	53,5	95,1	50 300	88 500									44,0
46,0	49,9	93,4	47 000	83 700	59,0	95,6	38 200	77 000					46,0
48,0	46,0	91,5	43 900	79 200	55,6	94,2	35 500	72 900					48,0
50,0	41,8	89,2	41 000	75 100	52,0	92,7	33 100	69 000					50,0
52,0	37,3	86,7	38 400	71 300	48,3	90,9	30 800	65 500					52,0
54,0	32,1	83,6	35 900	67 800	44,3	88,8	28 600	62 300	53,8	91,3	21 500	56 900	54,0
56,0	26,0	79,7	33 500	64 500	39,9	86,5	26 600	59 200	50,1	89,6	19 800	54 100	56,0
58,0	17,8	74,2	31 200	61 400	35,2	83,7	24 700	56 400	46,3	87,7	18 200	51 400	58,0
60,0					29,6	80,3	22 900	53 800	42,1	85,5	16 700	49 000	60,0
62,0					22,9	75,9	21 200	51 300	37,6	83,0	15 200	46 700	62,0
64,0					12,6	68,9	19 400	48 800	32,5	79,9	13 900	44 500	64,0
66,0									26,4	76,1	12 500	42 500	66,0
68,0									18,4	70,7	11 200	40 500	68,0

MLC650 VPC-MAX S-1

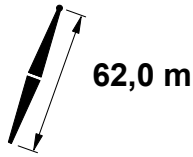
ASME B30.5



m	85°				83°				80°				m
	°	m	kg	kg	°	m	kg	kg	°	m	kg	kg	
21,3	74,0	106,9	174 800 b	220 500 b									21,3
22,0	73,1	106,7	168 600 b	220 500 b									22,0
24,0	70,3	106,0	151 500	212 300									24,0
26,0	67,5	105,1	137 100	194 000	70,5	105,7	130 200	188 700					26,0
28,0	64,6	104,1	125 000	177 600	67,7	104,9	118 700	172 700					28,0
30,0	61,7	103,1	114 600	163 400	64,8	104,0	108 700	158 900					30,0
32,0	58,6	101,8	105 400	151 100	61,9	102,9	99 900	146 900	66,6	104,0	91 800	140 700	32,0
34,0	55,4	100,4	97 500	140 500	58,8	101,7	92 400	136 600	63,7	103,0	84 700	130 700	34,0
36,0	52,1	98,9	90 400	131 100	55,7	100,3	85 600	127 400	60,7	101,9	78 400	121 900	36,0
38,0	48,7	97,1	84 000	122 700	52,4	98,7	79 500	119 200	57,6	100,6	72 700	114 000	38,0
40,0	45,0	95,1	78 400	115 200	48,9	97,0	74 100	111 900	54,4	99,2	67 700	107 000	40,0
42,0	41,0	92,8	73 200	108 500	45,3	95,0	69 200	105 400	51,0	97,5	63 100	100 700	42,0
44,0	36,7	90,2	68 500	102 300	41,4	92,8	64 700	99 400	47,5	95,7	59 000	95 000	44,0
46,0	31,9	87,1	64 200	96 800	37,1	90,2	60 600	94 000	43,8	93,6	55 200	89 800	46,0
48,0	26,2	83,2	60 200	91 700	32,3	87,1	56 800	89 000	39,7	91,3	51 700	85 000	48,0
50,0	18,9	77,9	56 500	87 000	26,7	83,3	53 300	84 500	35,3	88,5	48 400	80 700	50,0
52,0					19,5	78,1	50 000	80 200	30,2	85,1	45 400	76 600	52,0
54,0									24,1	80,9	42 600	72 900	54,0
56,0									15,8	74,8	39 800	69 300	56,0
58,0													58,0
60,0													60,0
62,0													62,0
64,0													64,0
66,0													66,0
68,0													68,0

MLC650 VPC-MAX S-1

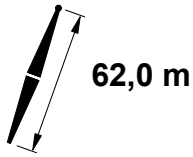
ASME B30.5



m	75°				70°				65°				m
	°	m	kg	kg	°	m	kg	kg	°	m	kg	kg	
21,3													21,3
22,0													22,0
24,0													24,0
26,0													26,0
28,0													28,0
30,0													30,0
32,0													32,0
34,0													34,0
36,0													36,0
38,0													38,0
40,0	62,6	101,4	57 100	99 000									40,0
42,0	59,6	100,2	53 100	93 100									42,0
44,0	56,5	98,8	49 500	87 800									44,0
46,0	53,2	97,3	46 100	82 900									46,0
48,0	49,8	95,7	43 100	78 500	58,3	97,9	34 600	72 100					48,0
50,0	46,2	93,7	40 200	74 400	55,1	96,5	32 100	68 300					50,0
52,0	42,3	91,6	37 600	70 600	51,8	94,9	29 900	64 800					52,0
54,0	38,2	89,0	35 200	67 200	48,3	93,2	27 800	61 500					54,0
56,0	33,5	86,1	32 900	63 900	44,6	91,1	25 800	58 500					56,0
58,0	28,2	82,5	30 700	60 900	40,6	88,8	23 900	55 700	50,0	91,9	17 300	50 700	58,0
60,0	21,5	77,8	28 600	58 100	36,2	86,1	22 200	53 100	46,4	90,0	15 800	48 300	60,0
62,0	11,2	70,1	26 400	55 300	31,3	82,9	20 500	50 700	42,6	87,8	14 400	46 000	62,0
64,0					25,5	79,0	18 900	48 300	38,4	85,3	13 100	43 900	64,0
66,0					17,9	73,4	17 300	46 100	33,8	82,4	11 800	41 900	66,0
68,0									28,5	78,9	10 600	40 000	68,0

MLC650 VPC-MAX S-1

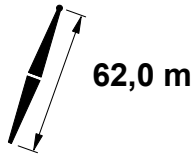
ASME B30.5



m	85°				83°				80°				m
	°	m	kg	kg	°	m	kg	kg	°	m	kg	kg	
22,9	73,1	109,5	159 500	203 600									22,9
24,0	71,6	109,1	150 300	203 600									24,0
26,0	69,0	108,4	136 000	192 800	71,8	108,9	129 000	187 400					26,0
28,0	66,4	107,5	124 000	176 400	69,2	108,2	117 500	171 500					28,0
30,0	63,6	106,5	113 500	162 300	66,6	107,3	107 500	157 800					30,0
32,0	60,8	105,3	104 400	150 000	63,8	106,3	98 800	145 800	68,2	107,3	90 400	139 500	32,0
34,0	57,9	104,1	96 400	139 500	61,1	105,2	91 200	135 500	65,5	106,4	83 400	129 600	34,0
36,0	55,0	102,7	89 400	130 100	58,2	103,9	84 500	126 400	62,8	105,3	77 200	120 800	36,0
38,0	51,9	101,1	83 100	121 700	55,2	102,5	78 400	118 200	59,9	104,2	71 500	112 900	38,0
40,0	48,6	99,3	77 400	114 300	52,1	101,0	73 000	111 000	57,0	102,9	66 500	106 000	40,0
42,0	45,2	97,3	72 300	107 600	48,9	99,2	68 200	104 400	54,0	101,4	62 000	99 700	42,0
44,0	41,5	95,1	67 600	101 500	45,5	97,2	63 700	98 500	50,9	99,8	57 800	94 000	44,0
46,0	37,5	92,5	63 400	95 900	41,8	95,0	59 600	93 100	47,5	97,9	54 100	88 800	46,0
48,0	33,2	89,5	59 400	90 900	37,9	92,5	55 900	88 200	44,0	95,9	50 600	84 100	48,0
50,0	28,1	85,9	55 800	86 200	33,5	89,5	52 400	83 600	40,3	93,5	47 400	79 800	50,0
52,0	22,0	81,3	52 400	81 900	28,5	86,0	49 200	79 500	36,2	90,8	44 400	75 800	52,0
54,0	13,1	74,3	49 000	77 100	22,5	81,5	46 200	75 600	31,6	87,7	41 700	72 100	54,0
56,0					14,0	74,8	43 200	71 900	26,3	83,8	39 000	68 600	56,0
58,0									19,6	78,7	36 500	65 300	58,0
60,0													60,0
62,0													62,0
64,0													64,0
66,0													66,0
68,0													68,0
72,0													72,0

MLC650 VPC-MAX S-1

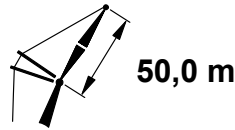
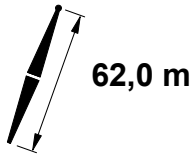
ASME B30.5



m	75°				70°				65°				m
	m	kg	kg	kg	m	kg	kg	kg	m	kg	kg	kg	
22,9													22,9
24,0													24,0
26,0													26,0
28,0													28,0
30,0													30,0
32,0													32,0
34,0													34,0
36,0													36,0
38,0													38,0
40,0													40,0
42,0	61,7	103,7	51 800	92 000									42,0
44,0	58,9	102,5	48 100	86 700									44,0
46,0	55,9	101,1	44 800	81 800									46,0
48,0	52,9	99,6	41 800	77 400									48,0
50,0	49,7	97,9	39 000	73 400	57,6	100,2	30 700	67 100					50,0
52,0	46,3	96,0	36 400	69 600	54,6	98,8	28 500	63 700					52,0
54,0	42,7	93,8	34 000	66 200	51,5	97,2	26 400	60 500					54,0
56,0	38,9	91,4	31 800	63 000	48,3	95,4	24 500	57 500					56,0
58,0	34,6	88,5	29 600	60 000	44,8	93,4	22 700	54 700	53,1	95,8	15 800	49 600	58,0
60,0	29,8	85,1	27 600	57 200	41,1	91,1	21 000	52 100	49,9	94,1	14 400	47 200	60,0
62,0	24,1	80,9	25 700	54 600	37,1	88,5	19 400	49 700	46,5	92,2	13 000	44 900	62,0
64,0	16,5	75,0	23 800	52 100	32,7	85,4	17 800	47 400	43,0	90,1	11 700	42 800	64,0
66,0					27,5	81,7	16 300	45 300	39,1	87,6	10 500	40 900	66,0
68,0					21,2	77,0	14 900	43 200	34,9	84,8	9 400	39 000	68,0
72,0									24,5	77,3		35 500	72,0

MLC650 VPC-MAX S-1

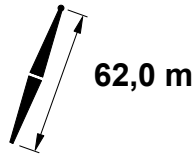
ASME B30.5



85°					83°				80°				
m	°	m	kg	kg	°	m	kg	kg	°	m	kg	kg	m
22,9	74,2	112,7	159 200	187 700									22,9
24,0	72,8	112,3	150 100	187 700									24,0
26,0	70,3	111,6	135 700	187 000									26,0
28,0	67,9	110,8	123 700	175 900	70,5	111,4	117 200	170 900					28,0
30,0	65,3	109,8	113 300	161 900	68,1	110,6	107 200	157 300					30,0
32,0	62,8	108,8	104 100	149 600	65,5	109,6	98 500	145 300	69,6	110,6	90 100	138 900	32,0
34,0	60,1	107,6	96 200	139 100	63,0	108,6	90 900	135 100	67,1	109,7	83 100	129 100	34,0
36,0	57,4	106,3	89 200	129 700	60,3	107,5	84 200	126 000	64,5	108,7	76 800	120 400	36,0
38,0	54,6	104,9	82 900	121 400	57,6	106,2	78 200	117 800	61,9	107,6	71 200	112 500	38,0
40,0	51,6	103,3	77 200	114 000	54,8	104,8	72 800	110 600	59,2	106,4	66 200	105 600	40,0
42,0	48,6	101,5	72 100	107 300	51,9	103,2	67 900	104 100	56,5	105,1	61 700	99 300	42,0
44,0	45,4	99,6	67 500	101 200	48,8	101,4	63 500	98 200	53,6	103,6	57 600	93 700	44,0
46,0	41,9	97,4	63 300	95 700	45,6	99,5	59 500	92 800	50,7	102,0	53 800	88 500	46,0
48,0	38,3	94,9	59 400	90 700	42,2	97,3	55 800	87 900	47,6	100,2	50 400	83 800	48,0
50,0	34,2	92,0	55 800	86 000	38,6	94,8	52 300	83 400	44,3	98,1	47 200	79 500	50,0
52,0	29,7	88,6	52 400	81 800	34,6	91,9	49 200	79 300	40,8	95,8	44 300	75 500	52,0
54,0	24,4	84,4	49 300	77 800	30,1	88,6	46 200	75 400	37,0	93,2	41 500	71 800	54,0
56,0	17,5	78,7	46 300	74 100	24,8	84,5	43 400	71 800	32,9	90,2	39 000	68 400	56,0
58,0					18,1	79,0	40 700	68 500	28,1	86,5	36 500	65 200	58,0
60,0									22,4	82,0	34 200	62 200	60,0
62,0									14,6	75,4	32 000	59 400	62,0
64,0													64,0
66,0													66,0
68,0													68,0
72,0													72,0
76,0													76,0

MLC650 VPC-MAX S-1

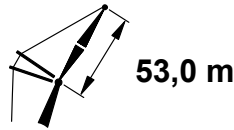
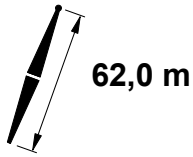
ASME B30.5



m	75°				70°				65°			
	°	m	kg	kg	°	m	kg	kg	°	m	kg	m
22,9												22,9
24,0												24,0
26,0												26,0
28,0												28,0
30,0												30,0
32,0												32,0
34,0												34,0
36,0												36,0
38,0												38,0
40,0												40,0
42,0	63,6	107,1	51 400	91 600								42,0
44,0	61,0	106,0	47 800	86 200								44,0
46,0	58,3	104,7	44 500	81 400								46,0
48,0	55,5	103,3	41 500	77 100								48,0
50,0	52,6	101,8	38 700	73 000								50,0
52,0	49,6	100,1	36 100	69 300	57,1	102,4	28 100	63 300				52,0
54,0	46,4	98,2	33 700	65 900	54,3	101,0	26 000	60 100				54,0
56,0	43,1	96,1	31 500	62 700	51,3	99,4	24 100	57 100				56,0
58,0	39,5	93,6	29 400	59 700	48,2	97,6	22 300	54 400				58,0
60,0	35,6	90,9	27 500	57 000	45,0	95,6	20 600	51 800	52,8	98,0	46 800	60,0
62,0	31,2	87,7	25 600	54 400	41,6	93,4	19 100	49 400	49,8	96,3	44 600	62,0
64,0	26,2	83,8	23 800	51 900	37,9	90,8	17 600	47 200	46,6	94,4	42 500	64,0
66,0	20,0	78,7	22 100	49 600	33,8	87,9	16 100	45 100	43,3	92,3	40 600	66,0
68,0					29,2	84,4	14 800	43 000	39,7	89,9	38 700	68,0
72,0					16,6	74,2	12 100	39 300	31,5	84,0	35 300	72,0
76,0									20,4	75,2	32 200	76,0

MLC650 VPC-MAX S-1

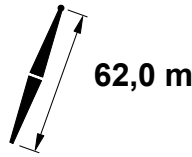
ASME B30.5



m	85°				83°				80°				m
	°	m	kg	kg	°	m	kg	kg	°	m	kg	kg	
24,4	73,4	115,4	145 800	173 100									24,4
26,0	71,5	114,8	134 600	173 100									26,0
28,0	69,2	114,0	122 600	170 800	71,7	114,6	116 000	168 300					28,0
30,0	66,8	113,2	112 200	160 800	69,4	113,8	106 000	156 100					30,0
32,0	64,4	112,2	103 000	148 600	67,0	113,0	97 300	144 200					32,0
34,0	62,0	111,1	95 200	138 100	64,6	112,0	89 800	134 000	68,5	113,0	81 800	128 000	34,0
36,0	59,5	109,9	88 100	128 800	62,2	110,9	83 100	124 900	66,1	112,1	75 600	119 200	36,0
38,0	56,9	108,6	81 800	120 400	59,7	109,8	77 100	116 800	63,7	111,1	70 000	111 500	38,0
40,0	54,2	107,2	76 200	113 000	57,1	108,5	71 700	109 600	61,2	110,0	65 000	104 600	40,0
42,0	51,5	105,6	71 100	106 400	54,4	107,0	66 900	103 100	58,7	108,7	60 500	98 300	42,0
44,0	48,6	103,8	66 500	100 300	51,7	105,4	62 400	97 300	56,1	107,4	56 400	92 700	44,0
46,0	45,5	101,8	62 300	94 800	48,8	103,7	58 400	91 900	53,4	105,9	52 700	87 500	46,0
48,0	42,3	99,7	58 400	89 800	45,8	101,7	54 700	87 000	50,6	104,2	49 200	82 900	48,0
50,0	38,9	97,2	54 900	85 200	42,6	99,6	51 300	82 600	47,6	102,4	46 100	78 600	50,0
52,0	35,2	94,4	51 500	81 000	39,2	97,2	48 200	78 400	44,6	100,4	43 200	74 600	52,0
54,0	31,1	91,2	48 500	77 100	35,5	94,4	45 300	74 600	41,3	98,1	40 500	70 900	54,0
56,0	26,4	87,3	45 600	73 400	31,4	91,2	42 500	71 100	37,8	95,6	37 900	67 500	56,0
58,0	20,6	82,4	42 800	70 000	26,8	87,4	39 900	67 700	34,0	92,7	35 600	64 400	58,0
60,0					21,1	82,5	37 500	64 600	29,7	89,2	33 300	61 400	60,0
62,0					13,1	75,4	35 100	61 700	24,7	85,1	31 200	58 600	62,0
64,0									18,4	79,6	29 200	56 000	64,0
66,0													66,0
68,0													68,0
72,0													72,0
76,0													76,0
80,0													80,0

MLC650 VPC-MAX S-1

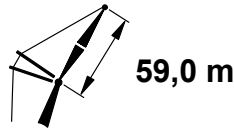
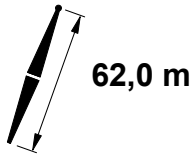
ASME B30.5



m	75°				70°				65°			m
	°	m	kg	kg	°	m	kg	kg	°	m	kg	
24,4												24,4
26,0												26,0
28,0												28,0
30,0												30,0
32,0												32,0
34,0												34,0
36,0												36,0
38,0												38,0
40,0												40,0
42,0												42,0
44,0	62,8	109,4	46 400	85 100								44,0
46,0	60,3	108,3	43 100	80 400								46,0
48,0	57,7	107,0	40 200	76 000								48,0
50,0	55,1	105,6	37 400	72 000								50,0
52,0	52,4	104,1	34 800	68 300	59,2	106,0	26 700	62 200				52,0
54,0	49,5	102,3	32 500	64 900	56,6	104,7	24 700	59 000				54,0
56,0	46,5	100,5	30 300	61 700	53,9	103,2	22 800	56 100				56,0
58,0	43,4	98,3	28 200	58 800	51,2	101,6	21 000	53 300				58,0
60,0	40,0	96,0	26 300	56 100	48,3	99,8	19 300	50 800				60,0
62,0	36,4	93,3	24 500	53 500	45,2	97,9	17 800	48 400	52,5	100,3	43 500	62,0
64,0	32,5	90,2	22 800	51 100	42,0	95,7	16 300	46 200	49,7	98,6	41 400	64,0
66,0	28,0	86,6	21 100	48 800	38,5	93,2	14 900	44 100	46,7	96,7	39 500	66,0
68,0	22,6	82,1	19 500	46 600	34,8	90,3	13 600	42 100	43,6	94,6	37 700	68,0
72,0					25,8	83,1	11 100	38 400	36,7	89,6	34 300	72,0
76,0					10,9	69,9		35 000	28,3	83,0	31 300	76,0
80,0									16,0	72,4	28 400	80,0

MLC650 VPC-MAX S-1

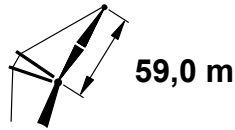
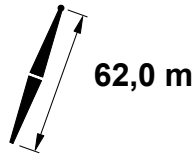
ASME B30.5



m	85°				83°				80°				m
	°	m	kg	kg	°	m	kg	kg	°	m	kg	kg	
25,9	73,6	121,2	133 700	148 000									25,9
26,0	73,5	121,1	133 100	148 000									26,0
28,0	71,4	120,5	121 200	147 700									28,0
30,0	69,3	119,7	110 800	147 300	71,6	120,3	104 500	146 500					30,0
32,0	67,2	118,8	101 700	146 700	69,5	119,5	95 800	142 600					32,0
34,0	65,1	117,9	93 800	136 600	67,4	118,7	88 300	132 500					34,0
36,0	62,9	116,9	86 800	127 400	65,2	117,7	81 600	123 500	68,7	118,6	73 900	117 700	36,0
38,0	60,7	115,7	80 500	119 100	63,1	116,7	75 600	115 400	66,6	117,8	68 300	109 900	38,0
40,0	58,4	114,5	74 900	111 700	60,8	115,6	70 300	108 300	64,4	116,8	63 400	103 100	40,0
42,0	56,0	113,1	69 900	105 100	58,6	114,3	65 500	101 800	62,2	115,7	58 900	96 900	42,0
44,0	53,6	111,7	65 200	99 100	56,2	113,0	61 100	96 000	59,9	114,6	54 800	91 300	44,0
46,0	51,1	110,1	61 100	93 700	53,8	111,5	57 100	90 700	57,6	113,3	51 100	86 200	46,0
48,0	48,5	108,3	57 200	88 700	51,3	109,9	53 400	85 800	55,3	111,9	47 800	81 500	48,0
50,0	45,8	106,3	53 700	84 100	48,7	108,2	50 100	81 400	52,8	110,4	44 600	77 300	50,0
52,0	43,0	104,2	50 400	79 900	46,0	106,2	46 900	77 300	50,3	108,7	41 700	73 300	52,0
54,0	40,0	101,8	47 400	76 000	43,2	104,1	44 100	73 500	47,7	106,9	39 100	69 700	54,0
56,0	36,8	99,2	44 600	72 400	40,2	101,8	41 400	70 000	44,9	104,9	36 600	66 400	56,0
58,0	33,3	96,2	41 900	69 000	37,0	99,1	38 900	66 700	42,1	102,7	34 300	63 200	58,0
60,0	29,4	92,7	39 400	65 900	33,5	96,2	36 500	63 700	39,0	100,2	32 100	60 300	60,0
62,0	24,9	88,6	37 100	63 000	29,7	92,8	34 300	60 800	35,7	97,5	30 100	57 600	62,0
64,0	19,5	83,4	34 800	60 200	25,3	88,7	32 200	58 100	32,1	94,4	28 100	55 000	64,0
66,0					19,9	83,6	30 100	55 600	28,0	90,7	26 300	52 600	66,0
68,0					12,4	76,0	28 100	53 100	23,3	86,3	24 500	50 300	68,0
72,0													72,0
76,0													76,0
80,0													80,0
84,0													84,0

MLC650 VPC-MAX S-1

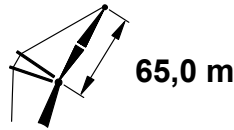
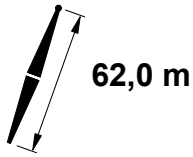
ASME B30.5



m	75°				70°				65°			
	°	m	kg	kg	°	m	kg	kg	°	m	kg	m
25,9												25,9
26,0												26,0
28,0												28,0
30,0												30,0
32,0												32,0
34,0												34,0
36,0												36,0
38,0												38,0
40,0												40,0
42,0												42,0
44,0												44,0
46,0	63,6	115,2	41 400	78 800								46,0
48,0	61,4	114,1	38 400	74 500								48,0
50,0	59,1	112,9	35 700	70 600								50,0
52,0	56,8	111,5	33 200	66 900								52,0
54,0	54,4	110,1	30 900	63 500								54,0
56,0	51,9	108,5	28 700	60 400	58,1	110,6	20 900	54 600				56,0
58,0	49,4	106,8	26 700	57 500	55,8	109,2	19 200	51 900				58,0
60,0	46,7	104,9	24 800	54 800	53,4	107,7	17 600	49 400				60,0
62,0	43,9	102,9	23 000	52 200	50,9	106,1	16 100	47 000				62,0
64,0	41,0	100,6	21 300	49 900	48,3	104,3	14 600	44 800	54,5	106,3	39 900	64,0
66,0	37,8	98,0	19 800	47 600	45,5	102,4	13 300	42 800	52,1	104,8	38 000	66,0
68,0	34,4	95,1	18 300	45 500	42,7	100,2	12 000	40 800	49,5	103,1	36 200	68,0
72,0	26,4	88,0	15 500	41 600	36,4	95,1		37 200	44,1	99,1	32 900	72,0
76,0	14,6	76,5	12 800	38 100	28,9	88,6		34 000	38,0	94,3	30 000	76,0
80,0					18,8	78,9		31 000	30,9	88,2	27 300	80,0
84,0									21,7	79,6	24 800	84,0

MLC650 VPC-MAX S-1

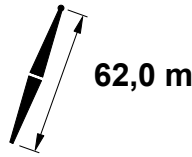
ASME B30.5



85°					83°				80°				
m	°	m	kg	kg	°	m	kg	kg	°	m	kg	kg	m
27,4	73,7	127,0	122 800	126 200									27,4
28,0	73,2	126,8	119 700	126 100									28,0
30,0	71,3	126,1	109 300	126 000									30,0
32,0	69,5	125,4	100 300	125 600	71,5	125,9	94 200	124 700					32,0
34,0	67,5	124,5	92 400	125 100	69,6	125,2	86 800	124 700					34,0
36,0	65,6	123,6	85 400	124 000	67,7	124,3	80 100	121 500					36,0
38,0	63,6	122,6	79 100	117 700	65,8	123,4	74 100	114 000					38,0
40,0	61,6	121,5	73 600	110 400	63,8	122,4	68 800	106 900	66,9	123,5	61 800	101 600	40,0
42,0	59,6	120,3	68 500	103 800	61,8	121,3	64 000	100 500	65,0	122,5	57 300	95 500	42,0
44,0	57,5	119,1	63 900	97 900	59,7	120,2	59 600	94 700	63,0	121,5	53 300	89 900	44,0
46,0	55,3	117,7	59 800	92 400	57,6	118,9	55 700	89 400	61,0	120,4	49 600	84 800	46,0
48,0	53,1	116,2	55 900	87 500	55,5	117,5	52 000	84 600	58,9	119,2	46 200	80 200	48,0
50,0	50,9	114,5	52 400	82 900	53,3	116,0	48 700	80 100	56,8	117,8	43 100	76 000	50,0
52,0	48,5	112,8	49 200	78 800	51,0	114,4	45 600	76 100	54,6	116,4	40 300	72 100	52,0
54,0	46,1	110,8	46 200	74 900	48,7	112,6	42 700	72 300	52,4	114,9	37 600	68 500	54,0
56,0	43,5	108,7	43 400	71 300	46,3	110,7	40 100	68 800	50,1	113,2	35 200	65 100	56,0
58,0	40,8	106,4	40 800	68 000	43,7	108,6	37 600	65 600	47,7	111,4	32 900	62 000	58,0
60,0	38,0	103,9	38 300	64 900	41,0	106,4	35 300	62 600	45,3	109,4	30 700	59 100	60,0
62,0	34,9	101,1	36 100	62 000	38,2	103,8	33 100	59 700	42,7	107,2	28 700	56 400	62,0
64,0	31,6	97,9	33 900	59 200	35,2	101,0	31 100	57 100	39,9	104,9	26 800	53 900	64,0
66,0	27,9	94,2	31 800	56 700	31,9	97,9	29 100	54 600	37,0	102,2	25 000	51 500	66,0
68,0	23,7	89,8	29 900	54 200	28,2	94,2	27 300	52 300	33,9	99,3	23 300	49 300	68,0
72,0					18,9	84,5	23 800	47 900	26,6	92,1	20 200	45 100	72,0
76,0									16,5	81,3	17 200	41 400	76,0
80,0													80,0
84,0													84,0
88,0													88,0
92,0													92,0

MLC650 VPC-MAX S-1

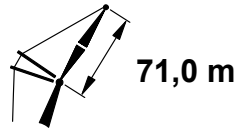
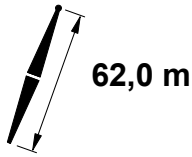
ASME B30.5



m	75°				70°				65°			
	°	m	kg	kg	°	m	kg	kg	°	m	kg	m
27,4												27,4
28,0												28,0
30,0												30,0
32,0												32,0
34,0												34,0
36,0												36,0
38,0												38,0
40,0												40,0
42,0												42,0
44,0												44,0
46,0												46,0
48,0												48,0
50,0	62,3	119,8	34 000	69 100								50,0
52,0	60,2	118,7	31 500	65 500								52,0
54,0	58,2	117,4	29 200	62 100								54,0
56,0	56,0	116,1	27 000	59 000								56,0
58,0	53,8	114,6	25 000	56 100	59,4	116,4	17 400	50 400				58,0
60,0	51,6	113,0	23 200	53 500	57,3	115,2	15 800	47 900				60,0
62,0	49,3	111,3	21 400	51 000	55,1	113,8	14 300	45 600				62,0
64,0	46,9	109,4	19 800	48 600	52,9	112,2	12 900	43 400				64,0
66,0	44,3	107,4	18 300	46 400	50,6	110,6	11 600	41 400				66,0
68,0	41,7	105,1	16 800	44 300	48,3	108,8	10 400	39 500				68,0
72,0	35,9	100,0	14 100	40 500	43,2	104,7		36 000	49,4	107,5	31 600	72,0
76,0	29,1	93,4	11 600	37 100	37,7	99,8		32 800	44,5	103,6	28 600	76,0
80,0	20,3	84,2		33 900	31,2	93,7		29 900	39,1	99,0	26 000	80,0
84,0					23,2	85,5		27 300	32,9	93,2	23 600	84,0
88,0					9,8	70,9		24 800	25,4	85,7	21 400	88,0
92,0									14,4	73,9	19 300	92,0

MLC650 VPC-MAX S-1

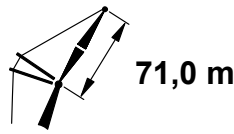
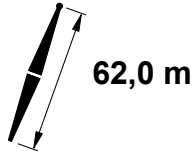
ASME B30.5



m	85°				83°				80°				m
	°	m	kg	kg	°	m	kg	kg	°	m	kg	kg	
29,0	73,9	132,8	112 000	114 700									29,0
30,0	73,0	132,4	106 800	114 600									30,0
32,0	71,3	131,8	97 800	114 400									32,0
34,0	69,5	131,0	90 000	114 000	71,4	131,5	84 100	113 300					34,0
36,0	67,8	130,2	83 000	113 600	69,7	130,8	77 500	113 300					36,0
38,0	66,0	129,3	76 700	113 000	67,9	130,0	71 600	111 500					38,0
40,0	64,2	128,3	71 200	108 400	66,2	129,1	66 300	104 700	69,0	129,9	59 000	99 300	40,0
42,0	62,4	127,2	66 200	101 900	64,4	128,1	61 500	98 400	67,2	129,1	54 600	93 200	42,0
44,0	60,5	126,1	61 600	95 900	62,5	127,1	57 200	92 600	65,5	128,2	50 600	87 700	44,0
46,0	58,6	124,9	57 500	90 500	60,7	125,9	53 200	87 400	63,6	127,2	46 900	82 600	46,0
48,0	56,7	123,6	53 700	85 600	58,8	124,7	49 600	82 600	61,8	126,1	43 600	78 100	48,0
50,0	54,7	122,1	50 200	81 100	56,9	123,4	46 300	78 200	59,9	124,9	40 500	73 900	50,0
52,0	52,7	120,6	46 900	76 900	54,9	122,0	43 200	74 100	58,0	123,7	37 700	70 000	52,0
54,0	50,6	119,0	44 000	73 100	52,9	120,5	40 400	70 400	56,1	122,3	35 100	66 400	54,0
56,0	48,5	117,2	41 200	69 500	50,8	118,8	37 800	67 000	54,1	120,9	32 700	63 100	56,0
58,0	46,2	115,3	38 600	66 200	48,6	117,1	35 300	63 700	52,1	119,3	30 400	60 000	58,0
60,0	43,9	113,2	36 200	63 100	46,4	115,2	33 000	60 700	49,9	117,6	28 300	57 200	60,0
62,0	41,5	111,0	34 000	60 200	44,1	113,1	30 900	57 900	47,8	115,8	26 300	54 500	62,0
64,0	38,9	108,5	31 800	57 500	41,7	110,9	28 900	55 300	45,5	113,9	24 400	52 000	64,0
66,0	36,2	105,8	29 800	55 000	39,1	108,4	27 000	52 800	43,1	111,7	22 700	49 600	66,0
68,0	33,3	102,8	27 900	52 600	36,4	105,7	25 200	50 500	40,7	109,4	21 000	47 400	68,0
72,0	26,6	95,5	24 400	48 200	30,4	99,4	21 800	46 300	35,3	104,1	18 000	43 300	72,0
76,0	17,6	85,1	21 200	44 300	22,9	91,0	18 800	42 400	29,0	97,4	15 200	39 700	76,0
80,0					11,0	77,0	15 900	38 900	21,1	88,4	12 600	36 400	80,0
84,0													84,0
88,0													88,0
92,0													92,0
96,0													96,0

MLC650 VPC-MAX S-1

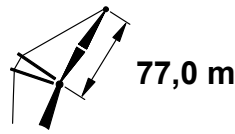
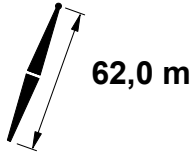
ASME B30.5



m	75°				70°			65°			m
	°	m	kg	kg	°	m	kg	°	m	kg	
29,0											29,0
30,0											30,0
32,0											32,0
34,0											34,0
36,0											36,0
38,0											38,0
40,0											40,0
42,0											42,0
44,0											44,0
46,0											46,0
48,0											48,0
50,0											50,0
52,0	63,0	125,5	28 600	63 200							52,0
54,0	61,1	124,4	26 300	59 900							54,0
56,0	59,3	123,2	24 200	56 800							56,0
58,0	57,3	121,9	22 300	54 000							58,0
60,0	55,4	120,6	20 500	51 300							60,0
62,0	53,4	119,1	18 700	48 800	58,4	121,0	43 300				62,0
64,0	51,3	117,5	17 100	46 500	56,5	119,7	41 200				64,0
66,0	49,2	115,7	15 600	44 300	54,5	118,2	39 200				66,0
68,0	47,0	113,9	14 200	42 300	52,5	116,7	37 300				68,0
72,0	42,3	109,7	11 600	38 500	48,2	113,2	33 800	53,5	115,3	29 200	72,0
76,0	37,1	104,6	9 200	35 200	43,6	109,2	30 700	49,3	112,0	26 400	76,0
80,0	31,2	98,5		32 100	38,6	104,5	27 900	44,8	108,1	23 800	80,0
84,0	23,9	90,4		29 300	33,0	98,7	25 400	39,9	103,6	21 500	84,0
88,0	13,1	77,7		26 700	26,2	91,3	23 000	34,4	98,1	19 400	88,0
92,0					17,0	80,6	20 800	28,0	91,2	17 400	92,0
96,0								19,6	81,6	15 500	96,0

MLC650 VPC-MAX S-1

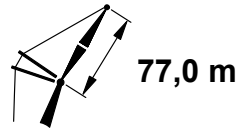
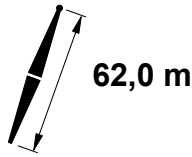
ASME B30.5



m	85°				83°				80°				m
	°	m	kg	kg	°	m	kg	kg	°	m	kg	kg	
30,5	74,0	138,6	99 100	99 100									30,5
32,0	72,8	138,1	96 200	98 900									32,0
34,0	71,2	137,4	88 500	98 600									34,0
36,0	69,6	136,7	81 500	98 200	71,3	137,2	75 900	97 600					36,0
38,0	68,0	135,8	75 300	97 700	69,7	136,5	70 000	97 600					38,0
40,0	66,4	135,0	69 700	97 200	68,1	135,6	64 700	97 500					40,0
42,0	64,7	134,0	64 700	96 600	66,5	134,8	60 000	96 000	69,1	135,6	52 900	91 600	42,0
44,0	63,1	133,0	60 200	94 300	64,9	133,8	55 600	91 200	67,5	134,8	48 900	86 200	44,0
46,0	61,4	131,9	56 000	89 200	63,2	132,8	51 700	86 000	65,9	133,9	45 300	81 200	46,0
48,0	59,6	130,7	52 300	84 300	61,5	131,7	48 100	81 300	64,2	132,9	42 000	76 700	48,0
50,0	57,9	129,4	48 800	79 800	59,8	130,5	44 800	76 900	62,5	131,9	38 900	72 500	50,0
52,0	56,1	128,1	45 600	75 700	58,0	129,3	41 800	72 900	60,8	130,7	36 100	68 600	52,0
54,0	54,2	126,7	42 600	71 900	56,2	127,9	38 900	69 200	59,1	129,5	33 500	65 100	54,0
56,0	52,4	125,1	39 800	68 300	54,4	126,5	36 300	65 700	57,3	128,2	31 100	61 800	56,0
58,0	50,4	123,4	37 300	65 000	52,5	125,0	33 900	62 500	55,5	126,9	28 800	58 700	58,0
60,0	48,4	121,7	34 900	62 000	50,6	123,3	31 600	59 500	53,7	125,4	26 700	55 900	60,0
62,0	46,4	119,8	32 600	59 100	48,6	121,6	29 500	56 800	51,8	123,8	24 800	53 300	62,0
64,0	44,3	117,7	30 500	56 400	46,5	119,7	27 500	54 100	49,8	122,1	22 900	50 700	64,0
66,0	42,0	115,5	28 500	53 900	44,4	117,6	25 600	51 700	47,8	120,3	21 200	48 400	66,0
68,0	39,7	113,1	26 700	51 500	42,2	115,4	23 800	49 400	45,7	118,3	19 600	46 200	68,0
72,0	34,7	107,7	23 200	47 200	37,5	110,5	20 600	45 200	41,3	114,0	16 600	42 200	72,0
76,0	28,9	100,9	20 100	43 300	32,1	104,5	17 600	41 400	36,5	108,8	13 900	38 600	76,0
80,0	21,6	92,0	17 300	39 800	25,8	96,9	14 900	38 000	31,0	102,6	11 400	35 300	80,0
84,0					17,2	86,2	12 400	34 800	24,3	94,6		32 300	84,0
88,0									15,0	82,8		29 600	88,0
92,0													92,0
96,0													96,0
100,0													100,0
104,0													104,0

MLC650 VPC-MAX S-1

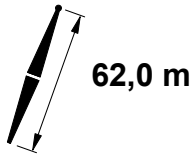
ASME B30.5



m	75°				70°				65°			
	°	m	kg	kg	°	m	kg	°	m	kg	m	
30,5												30,5
32,0												32,0
34,0												34,0
36,0												36,0
38,0												38,0
40,0												40,0
42,0												42,0
44,0												44,0
46,0												46,0
48,0												48,0
50,0												50,0
52,0												52,0
54,0	63,6	131,3	24 600	58 400								54,0
56,0	61,9	130,2	22 500	55 400								56,0
58,0	60,2	129,0	20 500	52 600								58,0
60,0	58,4	127,8	18 700	49 900								60,0
62,0	56,7	126,5	17 000	47 500								62,0
64,0	54,8	125,1	15 500	45 200	59,5	126,8	39 700					64,0
66,0	53,0	123,6	14 000	43 000	57,7	125,5	37 700					66,0
68,0	51,1	121,9	12 600	41 000	55,9	124,2	35 900					68,0
72,0	47,1	118,3	10 000	37 300	52,2	121,2	32 400					72,0
76,0	42,8	114,2		33 900	48,2	117,7	29 400	53,1	119,8	25 000		76,0
80,0	38,1	109,3		30 900	44,0	113,7	26 600	49,2	116,5	22 400		80,0
84,0	32,8	103,5		28 200	39,5	109,1	24 100	45,1	112,6	20 100		84,0
88,0	26,6	96,2		25 700	34,4	103,6	21 800	40,6	108,1	18 000		88,0
92,0	18,5	86,1		23 400	28,5	96,8	19 700	35,7	102,9	16 100		92,0
96,0					21,1	87,7	17 700	30,1	96,4	14 300		96,0
100,0					8,8	71,6	15 800	23,2	88,1	12 700		100,0
104,0								13,0	75,1	11 100		104,0

MLC650 VPC-MAX S-1

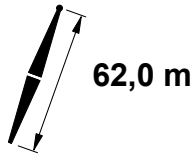
ASME B30.5



m	85°				83°				80°				m
	°	m	kg	kg	°	m	kg	kg	°	m	kg	kg	
32,0	74,1	144,4	85 500	85 500									32,0
34,0	72,6	143,8	84 700	85 000									34,0
36,0	71,2	143,1	80 500	84 800									36,0
38,0	69,7	142,3	74 300	84 400	71,3	142,9	68 900	84 000					38,0
40,0	68,2	141,5	68 800	83 900	69,8	142,1	63 700	83 900					40,0
42,0	66,7	140,6	63 800	83 500	68,3	141,3	58 900	83 800					42,0
44,0	65,2	139,7	59 300	83 000	66,8	140,5	54 600	83 500					44,0
46,0	63,6	138,7	55 100	82 400	65,3	139,5	50 700	83 100	67,7	140,5	44 200	80 200	46,0
48,0	62,1	137,6	51 400	81 800	63,7	138,5	47 200	80 300	66,2	139,6	40 900	75 700	48,0
50,0	60,5	136,5	47 900	79 000	62,2	137,5	43 900	76 000	64,7	138,6	37 800	71 500	50,0
52,0	58,9	135,3	44 700	74 900	60,6	136,3	40 800	72 000	63,1	137,6	35 000	67 700	52,0
54,0	57,2	134,0	41 800	71 100	59,0	135,1	38 000	68 300	61,6	136,5	32 500	64 200	54,0
56,0	55,5	132,6	39 000	67 600	57,3	133,8	35 400	64 900	60,0	135,3	30 100	60 900	56,0
58,0	53,8	131,2	36 500	64 300	55,7	132,5	33 000	61 700	58,3	134,1	27 800	57 900	58,0
60,0	52,1	129,6	34 100	61 200	54,0	131,0	30 700	58 800	56,7	132,8	25 800	55 100	60,0
62,0	50,3	127,9	31 900	58 400	52,2	129,5	28 600	56 000	55,0	131,4	23 800	52 400	62,0
64,0	48,4	126,2	29 800	55 700	50,4	127,8	26 600	53 400	53,3	129,9	22 000	49 900	64,0
66,0	46,5	124,3	27 800	53 200	48,6	126,0	24 800	51 000	51,5	128,3	20 300	47 600	66,0
68,0	44,6	122,2	26 000	50 900	46,7	124,1	23 000	48 700	49,7	126,6	18 700	45 400	68,0
72,0	40,4	117,7	22 500	46 600	42,7	120,0	19 800	44 500	45,9	122,8	15 700	41 400	72,0
76,0	35,8	112,4	19 500	42 700	38,3	115,1	16 900	40 800	41,9	118,5	13 000	37 900	76,0
80,0	30,7	106,1	16 700	39 200	33,5	109,4	14 300	37 400	37,4	113,6	10 600	34 600	80,0
84,0	24,5	98,1	14 200	36 000	28,0	102,4	11 900	34 300	32,5	107,6		31 700	84,0
88,0	16,2	86,8	11 700	33 100	21,1	93,3	9 600	31 500	26,8	100,3		29 000	88,0
92,0					10,2	78,0		28 800	19,4	90,5		26 600	92,0
96,0									5,7	71,1		24 200	96,0
100,0													100,0
104,0													104,0

MLC650 VPC-MAX S-1

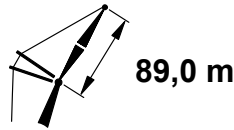
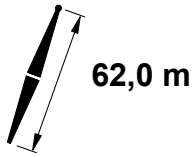
ASME B30.5



m	75°				70°			65°			m
	°	m	kg	kg	°	m	kg	°	m	kg	
32,0											32,0
34,0											34,0
36,0											36,0
38,0											38,0
40,0											40,0
42,0											42,0
44,0											44,0
46,0											46,0
48,0											48,0
50,0											50,0
52,0											52,0
54,0											54,0
56,0	64,1	137,0	21 300	54 400							56,0
58,0	62,6	135,9	19 400	51 600							58,0
60,0	61,0	134,8	17 600	49 000							60,0
62,0	59,4	133,6	15 900	46 500							62,0
64,0	57,7	132,4	14 400	44 300							64,0
66,0	56,1	131,0	12 900	42 100							66,0
68,0	54,4	129,6	11 500	40 100	58,7	131,4	34 900				68,0
72,0	50,9	126,4		36 400	55,4	128,7	31 500				72,0
76,0	47,1	122,8		33 100	51,9	125,7	28 500				76,0
80,0	43,2	118,7		30 100	48,2	122,2	25 700	52,7	124,3	21 500	80,0
84,0	38,9	114,0		27 400	44,3	118,2	23 300	49,1	120,9	19 200	84,0
88,0	34,2	108,4		25 000	40,2	113,7	21 000	45,3	117,1	17 200	88,0
92,0	28,7	101,6		22 700	35,6	108,4	19 000	41,2	112,7	15 300	92,0
96,0	22,0	92,8		20 600	30,4	102,0	17 000	36,7	107,6	13 500	96,0
100,0	12,1	79,0		18 600	24,1	93,9	15 300	31,7	101,5	11 900	100,0
104,0					15,6	82,2	13 600	25,8	93,9	10 400	104,0

MLC650 VPC-MAX S-1

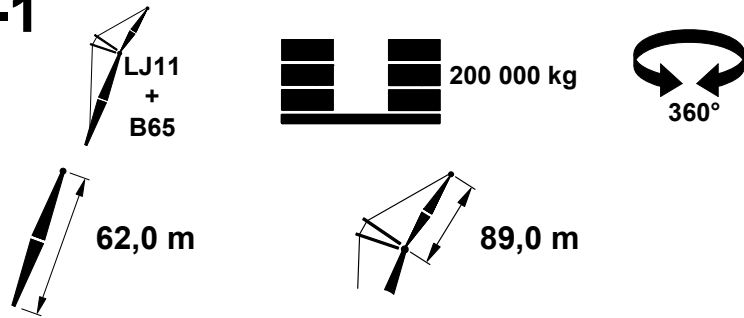
ASME B30.5



m	85°				83°				80°				m
	°	m	kg	kg	°	m	kg	kg	°	m	kg	kg	
33,5	74,2	150,2	80 200	80 200									33,5
34,0	73,8	150,1	80 200	80 200									34,0
36,0	72,5	149,4	76 900	79 900									36,0
38,0	71,1	148,7	70 700	79 500									38,0
40,0	69,7	148,0	65 200	79 100	71,2	148,5	59 900	78 900					40,0
42,0	68,4	147,2	60 300	78 600	69,8	147,8	55 200	78 700					42,0
44,0	67,0	146,3	55 800	78 100	68,5	147,0	50 900	78 500					44,0
46,0	65,5	145,4	51 700	77 600	67,1	146,1	47 100	78 200	69,3	146,9	40 200	75 700	46,0
48,0	64,1	144,4	47 900	77 000	65,6	145,2	43 500	76 900	67,9	146,1	36 900	72 600	48,0
50,0	62,7	143,4	44 500	75 900	64,2	144,3	40 200	73 200	66,5	145,3	33 900	68 500	50,0
52,0	61,2	142,3	41 300	72 200	62,8	143,2	37 200	69 200	65,1	144,3	31 200	64 700	52,0
54,0	59,7	141,1	38 400	68 400	61,3	142,1	34 500	65 500	63,6	143,3	28 600	61 200	54,0
56,0	58,2	139,9	35 600	64 900	59,8	140,9	31 900	62 200	62,2	142,3	26 300	58 000	56,0
58,0	56,6	138,5	33 100	61 700	58,3	139,7	29 500	59 000	60,7	141,1	24 100	55 000	58,0
60,0	55,1	137,1	30 700	58 600	56,7	138,4	27 200	56 100	59,2	139,9	22 000	52 200	60,0
62,0	53,5	135,7	28 500	55 800	55,2	137,0	25 100	53 300	57,7	138,7	20 100	49 600	62,0
64,0	51,8	134,1	26 400	53 100	53,6	135,5	23 200	50 700	56,1	137,3	18 300	47 100	64,0
66,0	50,1	132,4	24 500	50 700	51,9	133,9	21 300	48 300	54,6	135,9	16 600	44 800	66,0
68,0	48,4	130,6	22 700	48 300	50,3	132,3	19 600	46 100	52,9	134,4	15 000	42 700	68,0
72,0	44,8	126,7	19 300	44 000	46,8	128,6	16 400	41 900	49,6	131,1	12 100	38 700	72,0
76,0	41,0	122,3	16 300	40 200	43,1	124,5	13 500	38 200	46,1	127,3	9 500	35 200	76,0
80,0	36,8	117,2	13 500	36 700	39,1	119,8	11 000	34 800	42,3	123,1		32 000	80,0
84,0	32,1	111,2	11 000	33 600	34,7	114,3		31 800	38,3	118,2		29 100	84,0
88,0	26,7	103,8		30 800	29,8	107,7		29 000	33,8	112,5		26 400	88,0
92,0	20,0	94,2		28 100	23,9	99,5		26 500	28,7	105,7		24 000	92,0
96,0	9,1	77,8		24 400	16,0	87,9		24 100	22,5	97,0		21 800	96,0
100,0									13,9	84,2		19 700	100,0
104,0													104,0
108,0													108,0

MLC650 VPC-MAX S-1

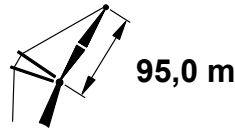
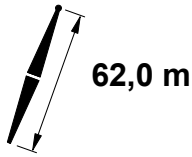
ASME B30.5



m	75°			70°			65°			m
	°	m	kg	°	m	kg	°	m	kg	
33,5										33,5
34,0										34,0
36,0										36,0
38,0										38,0
40,0										40,0
42,0										42,0
44,0										44,0
46,0										46,0
48,0										48,0
50,0										50,0
52,0										52,0
54,0										54,0
56,0										56,0
58,0	64,6	142,7	48 400							58,0
60,0	63,1	141,7	45 900							60,0
62,0	61,7	140,6	43 400							62,0
64,0	60,2	139,4	41 200							64,0
66,0	58,7	138,2	39 100							66,0
68,0	57,1	136,9	37 100							68,0
72,0	54,0	134,1	33 400	58,0	136,0	28 300				72,0
76,0	50,7	130,9	30 200	54,9	133,2	25 300				76,0
80,0	47,2	127,3	27 300	51,6	130,1	22 700				80,0
84,0	43,5	123,2	24 600	48,2	126,7	20 200	52,4	128,8	16 000	84,0
88,0	39,6	118,6	22 200	44,6	122,8	18 000	49,1	125,4	14 000	88,0
92,0	35,3	113,2	20 000	40,8	118,3	16 000	45,5	121,6	12 200	92,0
96,0	30,4	106,8	17 900	36,6	113,1	14 100	41,7	117,3	10 500	96,0
100,0	24,7	98,8	16 000	31,9	107,0	12 400				100,0
104,0	17,1	87,9	14 200	26,4	99,6	10 800				104,0
108,0				19,6	89,8	9 300				108,0

MLC650 VPC-MAX S-1

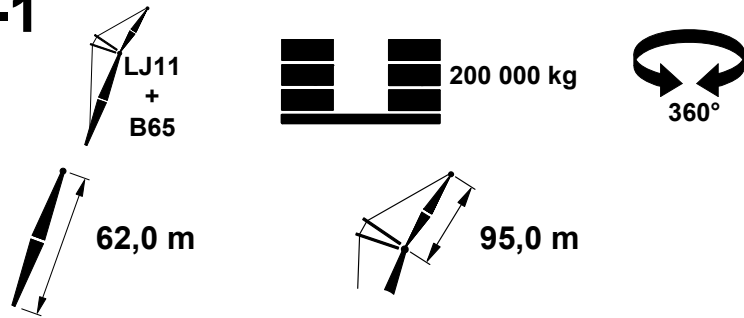
ASME B30.5



		85°				83°				80°					
		11,8 m		18,3 m		11,8 m		18,3 m		11,8 m		18,3 m			
m	°	m	kg	kg	°	m	kg	kg	°	m	kg	kg	m		
35,1	74,2	156,0	69 900	69 900											35,1
36,0	73,6	155,7	69 800	69 800											36,0
38,0	72,4	155,1	69 500	69 500											38,0
40,0	71,1	154,4	64 400	69 100	72,5	154,9	59 000	68 500							40,0
42,0	69,8	153,7	59 500	68 600	71,2	154,2	54 300	68 400							42,0
44,0	68,5	152,9	54 900	68 200	69,9	153,4	50 000	68 100							44,0
46,0	67,2	152,0	50 800	67 600	68,6	152,7	46 200	67 900							46,0
48,0	65,9	151,1	47 100	67 100	67,3	151,8	42 600	67 600	69,4	152,6	35 900	65 800			48,0
50,0	64,5	150,1	43 700	66 600	66,0	150,9	39 400	67 200	68,1	151,8	33 000	65 800			50,0
52,0	63,2	149,1	40 500	66 100	64,6	150,0	36 400	66 800	66,8	150,9	30 200	63 900			52,0
54,0	61,8	148,1	37 600	65 500	63,3	148,9	33 600	64 800	65,4	150,0	27 700	60 400			54,0
56,0	60,4	146,9	34 800	64 000	61,9	147,9	31 000	61 400	64,1	149,0	25 300	57 200			56,0
58,0	59,0	145,7	32 300	61 000	60,5	146,7	28 600	58 200	62,7	148,0	23 100	54 200			58,0
60,0	57,6	144,4	30 000	58 000	59,1	145,5	26 400	55 300	61,4	146,9	21 100	51 400			60,0
62,0	56,1	143,1	27 800	55 100	57,7	144,3	24 300	52 600	60,0	145,7	19 200	48 800			62,0
64,0	54,6	141,7	25 700	52 500	56,2	142,9	22 400	50 000	58,6	144,5	17 400	46 300			64,0
66,0	53,1	140,2	23 800	50 000	54,8	141,5	20 500	47 600	57,1	143,2	15 700	44 100			66,0
68,0	51,6	138,6	21 900	47 700	53,2	140,0	18 800	45 400	55,7	141,8	14 200	41 900			68,0
72,0	48,4	135,1	18 600	43 400	50,1	136,8	15 600	41 200	52,6	138,9	11 300	38 000			72,0
76,0	45,0	131,2	15 600	39 600	46,9	133,1	12 800	37 500	49,5	135,5		34 500			76,0
80,0	41,5	126,9	12 900	36 200	43,4	129,0	10 200	34 200	46,2	131,8		31 300			80,0
84,0	37,6	121,9	10 400	33 100	39,7	124,4		31 200	42,7	127,6		28 400			84,0
88,0	33,4	116,1		30 200	35,7	119,1		28 500	39,0	122,9		25 800			88,0
92,0	28,6	109,2		27 600	31,2	112,8		25 900	34,9	117,4		23 400			92,0
96,0	22,8	100,6		25 200	26,1	105,2		23 600	30,3	110,9		21 200			96,0
100,0	15,1	88,4		23 000	19,6	95,4		21 500	24,9	103,0		19 200			100,0
104,0									18,1	92,4		17 300			104,0
108,0									5,3	71,7		15 400			108,0
112,0															112,0

MLC650 VPC-MAX S-1

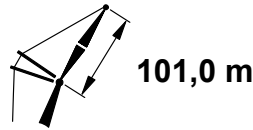
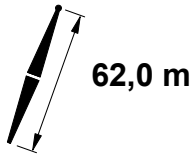
ASME B30.5



	75°			70°			65°			
m	°	m	kg	°	m	kg	°	m	kg	m
35,1										35,1
36,0										36,0
38,0										38,0
40,0										40,0
42,0										42,0
44,0										44,0
46,0										46,0
48,0										48,0
50,0										50,0
52,0										52,0
54,0										54,0
56,0										56,0
58,0										58,0
60,0										60,0
62,0	63,6	147,4	42 600							62,0
64,0	62,2	146,4	40 300							64,0
66,0	60,9	145,2	38 200							66,0
68,0	59,5	144,0	36 300							68,0
72,0	56,6	141,5	32 600							72,0
76,0	53,6	138,6	29 400	57,4	140,5	24 500				76,0
80,0	50,5	135,4	26 500	54,5	137,7	21 800				80,0
84,0	47,3	131,8	23 900	51,4	134,6	19 400				84,0
88,0	43,9	127,8	21 500	48,2	131,2	17 200	52,2	133,3	13 100	88,0
92,0	40,2	123,2	19 300	44,9	127,3	15 200	49,0	129,9	11 300	92,0
96,0	36,2	118,0	17 300	41,3	122,9	13 400	45,7	126,1	9 600	96,0
100,0	31,8	111,8	15 400	37,4	117,8	11 700				100,0
104,0	26,8	104,5	13 700	33,1	112,0	10 100				104,0
108,0	20,5	95,0	12 000							108,0
112,0	11,3	80,1	10 500							112,0

MLC650 VPC-MAX S-1

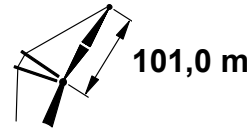
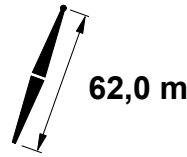
ASME B30.5



		85°				83°				80°					
		11,8 m		18,3 m		11,8 m		18,3 m		11,8 m		18,3 m			
		kg		kg		kg		kg		kg		kg			
m	°	m	kg	kg	°	m	kg	kg	°	m	kg	kg	m		
36,6	74,3	161,8	60 400	60 400											36,6
38,0	73,4	161,4	60 100	60 100											38,0
40,0	72,2	160,7	59 800	59 800											40,0
42,0	71,0	160,1	57 700	59 400	72,3	160,5	52 700	59 000							42,0
44,0	69,8	159,3	53 400	58 900	71,1	159,8	48 400	58 800							44,0
46,0	68,6	158,5	49 300	58 500	69,9	159,1	44 600	58 500							46,0
48,0	67,4	157,7	45 600	58 000	68,7	158,3	41 000	58 200							48,0
50,0	66,1	156,8	42 200	57 500	67,5	157,5	37 800	58 100							50,0
52,0	64,9	155,9	39 000	57 100	66,2	156,6	34 800	57 500	68,2	157,5	28 500	56 300			52,0
54,0	63,6	154,9	36 100	56 600	65,0	155,7	32 000	57 100	67,0	156,6	26 000	56 200			54,0
56,0	62,3	153,8	33 400	56 100	63,7	154,7	29 500	56 800	65,7	155,7	23 700	55 400			56,0
58,0	61,0	152,7	30 800	55 600	62,4	153,6	27 100	56 300	64,5	154,7	21 500	52 800			58,0
60,0	59,7	151,5	28 500	55 000	61,1	152,5	24 900	54 100	63,2	153,7	19 500	50 100			60,0
62,0	58,4	150,3	26 300	53 800	59,8	151,3	22 800	51 300	61,9	152,7	17 600	47 500			62,0
64,0	57,0	149,0	24 200	51 300	58,5	150,1	20 800	48 800	60,6	151,5	15 800	45 100			64,0
66,0	55,7	147,6	22 300	48 800	57,1	148,8	19 000	46 400	59,3	150,3	14 100	42 800			66,0
68,0	54,3	146,2	20 500	46 500	55,8	147,5	17 300	44 200	58,0	149,1	12 600	40 600			68,0
72,0	51,4	143,0	17 100	42 300	53,0	144,5	14 200	40 000	55,2	146,4		36 700			72,0
76,0	48,4	139,6	14 200	38 500	50,0	141,2	11 300	36 400	52,4	143,4		33 200			76,0
80,0	45,2	135,7	11 500	35 000	47,0	137,6		33 000	49,4	140,0		30 100			80,0
84,0	41,9	131,4		31 900	43,7	133,5		30 000	46,3	136,3		27 200			84,0
88,0	38,3	126,5		29 100	40,3	129,0		27 300	43,1	132,2		24 600			88,0
92,0	34,4	120,9		26 600	36,6	123,8		24 800	39,6	127,5		22 300			92,0
96,0	30,1	114,4		24 200	32,5	117,8		22 500	35,8	122,2		20 100			96,0
100,0	25,0	106,5		22 000	27,9	110,7		20 400	31,6	116,0		18 100			100,0
104,0	18,7	96,1		19 900	22,4	101,9		18 400	26,9	108,6		16 200			104,0
108,0	8,6	78,7		15 000	15,0	89,5		16 600	21,1	99,3		14 500			108,0
112,0									13,0	85,6		12 800			112,0

MLC650 VPC-MAX S-1

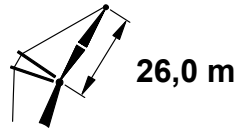
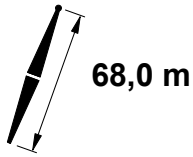
ASME B30.5



m	75°			70°			m
	m	kg	kg	m	kg	kg	
36,6							36,6
38,0							38,0
40,0							40,0
42,0							42,0
44,0							44,0
46,0							46,0
48,0							48,0
50,0							50,0
52,0							52,0
54,0							54,0
56,0							56,0
58,0							58,0
60,0							60,0
62,0							62,0
64,0	64,0	153,1	38 900				64,0
66,0	62,8	152,1	36 800				66,0
68,0	61,5	151,0	34 900				68,0
72,0	58,8	148,6	31 300				72,0
76,0	56,1	146,0	28 100				76,0
80,0	53,3	143,1	25 200	56,9	145,1	20 400	80,0
84,0	50,4	139,9	22 600	54,1	142,2	18 100	84,0
88,0	47,3	136,3	20 200	51,2	139,1	15 900	88,0
92,0	44,1	132,3	18 000	48,2	135,6	13 900	92,0
96,0	40,7	127,8	16 100	45,1	131,8	12 100	96,0
100,0	37,0	122,7	14 200	41,7	127,4	10 400	100,0
104,0	33,0	116,8	12 500				104,0
108,0	28,5	109,9	10 900				108,0
112,0	23,1	101,3	9 400				112,0

MLC650 VPC-MAX S-1

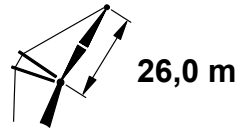
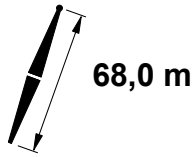
ASME B30.5



m	85°				83°				80°				m
	°	m	kg	kg	°	m	kg	kg	°	m	kg	kg	
16,8	74,3	95,6	202 100 d	327 000 d									16,8
18,0	71,4	95,2	185 800 c	306 500 c									18,0
20,0	66,6	94,3	163 400 c	270 900 c	72,3	95,0	153 700 c	263 200 c					20,0
22,0	61,6	93,2	145 600 c	241 600 c	67,5	94,2	136 900 c	234 800 c					22,0
24,0	56,3	91,8	130 800 b	217 600 b	62,5	93,1	122 900 b	211 300 b					24,0
26,0	50,6	90,2	118 200	197 500	57,3	91,8	111 100 b	191 900 b	66,3	93,3	100 300 c	183 400 c	26,0
28,0	44,3	88,1	107 700	180 900	51,6	90,2	101 200 b	175 700 b	61,3	92,2	91 300 b	167 900 b	28,0
30,0	37,1	85,5	98 400	166 500	45,5	88,2	92 500	161 700	55,9	90,9	83 400 b	154 600 b	30,0
32,0	28,1	82,0	90 200	153 900	38,5	85,8	84 800	149 500	50,2	89,2	76 400	142 900	32,0
34,0					30,0	82,5	78 000	139 000	43,9	87,1	70 400	132 900	34,0
36,0					17,5	77,2	71 600	129 500	36,6	84,5	64 900	123 900	36,0
38,0									27,5	80,9	59 800	115 900	38,0
40,0													40,0
42,0													42,0
44,0													44,0
46,0													46,0
48,0													48,0
50,0													50,0
52,0													52,0
54,0													54,0
56,0													56,0

MLC650 VPC-MAX S-1

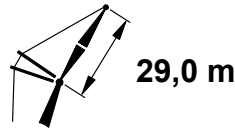
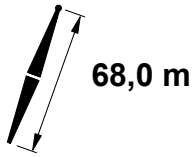
ASME B30.5



m	75°				70°				65°				m
	°	m	kg	kg	°	m	kg	kg	°	m	kg	kg	
16,8													16,8
18,0													18,0
20,0													20,0
22,0													22,0
24,0													24,0
26,0													26,0
28,0													28,0
30,0													30,0
32,0													32,0
34,0	60,7	90,7	57 300 b	122 700 b									34,0
36,0	55,4	89,3	52 700 b	114 400 b									36,0
38,0	49,6	87,6	48 600	107 000									38,0
40,0	43,2	85,5	44 900	100 400									40,0
42,0	35,7	82,8	41 400	94 500	54,4	87,2	31 400	86 700					42,0
44,0	26,4	79,1	38 200	89 000	48,5	85,4	28 800	81 700					44,0
46,0					41,9	83,2	26 500	77 200					46,0
48,0					34,3	80,4	24 200	73 000	52,8	84,4	15 800	66 500	48,0
50,0					24,4	76,3	22 000	69 100	46,8	82,5	14 200	63 000	50,0
52,0									40,0	80,2	12 700	59 700	52,0
54,0									31,9	77,1	11 200	56 700	54,0
56,0									20,8	72,5	9 600	53 700	56,0

MLC650 VPC-MAX S-1

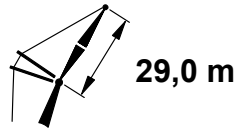
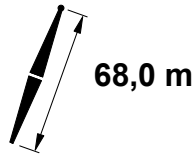
ASME B30.5



m	85°				83°				80°				m
	°	m	kg	kg	°	m	kg	kg	°	m	kg	kg	
18,3	72,8	98,2	180 800 c	300 000 c									18,3
20,0	69,2	97,6	162 300 c	269 300 c									20,0
22,0	64,8	96,6	144 500 b	240 200 b	70,0	97,4	135 600 c	233 200 c					22,0
24,0	60,2	95,4	129 700 b	216 300 b	65,6	96,5	121 700 b	210 000 b					24,0
26,0	55,4	94,0	117 300	196 400	61,1	95,4	109 900 b	190 600 b	68,9	96,6	98 900 b	182 000 b	26,0
28,0	50,3	92,4	106 800	179 800	56,3	94,0	100 100 b	174 500 b	64,5	95,7	89 900 b	166 600 b	28,0
30,0	44,7	90,4	97 700	165 500	51,2	92,4	91 500	160 600	60,0	94,5	82 100 b	153 300 b	30,0
32,0	38,4	87,9	89 600	153 000	45,7	90,5	83 900	148 500	55,1	93,1	75 200	141 800	32,0
34,0	30,9	84,7	82 500	142 300	39,6	88,1	77 300	138 100	50,0	91,4	69 300	131 800	34,0
36,0	20,9	80,0	76 000	132 700	32,4	85,0	71 300	128 800	44,3	89,4	63 900	122 900	36,0
38,0					23,1	80,8	65 800	120 400	38,0	86,9	59 000	115 000	38,0
40,0									30,4	83,6	54 600	107 900	40,0
42,0									20,2	78,8	50 400	101 400	42,0
44,0													44,0
46,0													46,0
48,0													48,0
50,0													50,0
52,0													52,0
54,0													54,0
56,0													56,0
58,0													58,0

MLC650 VPC-MAX S-1

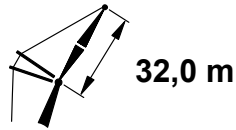
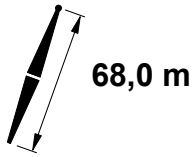
ASME B30.5



m	75°				70°				65°			m
	°	m	kg	kg	°	m	kg	kg	°	m	kg	
18,3												18,3
20,0												20,0
22,0												22,0
24,0												24,0
26,0												26,0
28,0												28,0
30,0												30,0
32,0												32,0
34,0												34,0
36,0	59,5	93,0	51 300	113 200								36,0
38,0	54,6	91,6	47 300	105 900								38,0
40,0	49,4	89,8	43 600	99 400								40,0
42,0	43,7	87,8	40 300	93 500								42,0
44,0	37,3	85,2	37 200	88 100	53,7	89,4	27 400	80 500				44,0
46,0	29,5	81,8	34 300	83 200	48,4	87,6	25 100	76 100				46,0
48,0	18,7	76,7	31 500	78 600	42,6	85,5	23 000	72 000				48,0
50,0					36,0	82,8	21 000	68 100				50,0
52,0					27,9	79,2	19 100	64 600	46,9	84,7	58 600	52,0
54,0									40,9	82,5	55 600	54,0
56,0									34,0	79,6	52 900	56,0
58,0									25,3	75,7	50 200	58,0

MLC650 VPC-MAX S-1

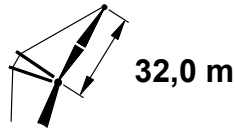
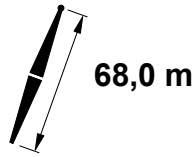
ASME B30.5



m	85°				83°				80°				m
	°	m	kg	kg	°	m	kg	kg	°	m	kg	kg	
18,3	74,5	101,4	180 100 c	296 800 c									18,3
20,0	71,3	100,8	161 700 c	268 100 c									20,0
22,0	67,4	100,0	144 000 b	239 200 b									22,0
24,0	63,3	98,9	129 200 b	215 400 b	68,1	99,8	121 000 b	209 000 b					24,0
26,0	59,2	97,7	116 800	195 500	64,1	98,9	109 300 b	189 700 b					26,0
28,0	54,8	96,3	106 400	179 100	59,9	97,7	99 500 b	173 700 b	67,1	99,0	89 200 b	165 700 b	28,0
30,0	50,1	94,6	97 300	164 900	55,6	96,3	91 000	159 900	63,1	98,0	81 400 b	152 500 b	30,0
32,0	45,1	92,6	89 300	152 500	51,0	94,7	83 400	147 900	58,9	96,8	74 600	141 000	32,0
34,0	39,5	90,2	82 400	141 800	46,0	92,7	76 900	137 500	54,5	95,4	68 700	131 100	34,0
36,0	33,0	87,3	76 100	132 300	40,5	90,4	71 100	128 300	49,8	93,7	63 400	122 300	36,0
38,0	25,1	83,3	70 400	123 800	34,3	87,6	65 800	120 100	44,8	91,7	58 600	114 400	38,0
40,0					26,7	83,8	60 900	112 700	39,1	89,2	54 300	107 400	40,0
42,0					15,5	77,9	56 200	106 000	32,6	86,2	50 300	101 100	42,0
44,0									24,5	82,1	46 600	95 300	44,0
46,0													46,0
48,0													48,0
50,0													50,0
52,0													52,0
54,0													54,0
56,0													56,0
58,0													58,0
60,0													60,0
62,0													62,0

MLC650 VPC-MAX S-1

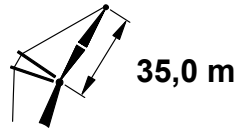
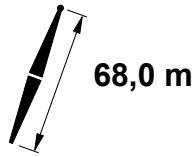
ASME B30.5



m	75°				70°				65°			
	°	m	kg	kg	°	m	kg	kg	°	m	kg	m
18,3												18,3
20,0												20,0
22,0												22,0
24,0												24,0
26,0												26,0
28,0												28,0
30,0												30,0
32,0												32,0
34,0												34,0
36,0	62,7	96,5	50 500	112 400								36,0
38,0	58,5	95,3	46 500	105 200								38,0
40,0	54,0	93,8	42 900	98 700								40,0
42,0	49,3	92,1	39 700	92 900								42,0
44,0	44,2	90,0	36 700	87 500								44,0
46,0	38,5	87,6	33 900	82 700	53,2	91,7	24 400	75 400				46,0
48,0	31,9	84,5	31 300	78 300	48,4	89,9	22 300	71 300				48,0
50,0	23,5	80,2	28 800	74 100	43,2	87,8	20 400	67 600				50,0
52,0					37,4	85,2	18 600	64 100	52,0	88,9	58 000	52,0
54,0					30,6	82,0	16 800	60 900	47,1	87,0	55 000	54,0
56,0					21,7	77,4	15 100	57 800	41,7	84,8	52 300	56,0
58,0									35,7	82,1	49 700	58,0
60,0									28,5	78,5	47 300	60,0
62,0									18,5	73,4	45 000	62,0

MLC650 VPC-MAX S-1

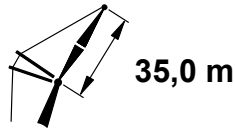
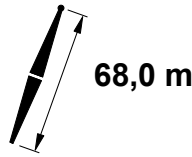
ASME B30.5



		85°				83°				80°					
		11,8 m		18,3 m		11,8 m		18,3 m		11,8 m		18,3 m			
		kg		kg		kg		kg		kg		kg			
m	°	m	kg	kg	°	m	kg	kg	°	m	kg	kg	m	°	m
19,8	73,3	104,1	162 200 b	269 300 b											19,8
20,0	72,9	104,0	160 400 b	266 500 b											20,0
22,0	69,4	103,2	142 800 b	237 700 b											22,0
24,0	65,8	102,3	128 100 b	214 000 b	70,1	103,1	119 700 b	207 600 b							24,0
26,0	62,1	101,2	115 700	194 300	66,5	102,2	108 100 b	188 400 b							26,0
28,0	58,2	100,0	105 300	177 900	62,8	101,2	98 300	172 500							28,0
30,0	54,2	98,5	96 300	163 800	59,0	99,9	89 800	158 700	65,6	101,4	80 100	151 300			30,0
32,0	49,9	96,8	88 400	151 500	55,0	98,5	82 300	146 800	61,9	100,3	73 300	139 800			32,0
34,0	45,3	94,9	81 500	140 900	50,7	96,9	75 900	136 500	58,0	99,0	67 400	130 000			34,0
36,0	40,3	92,5	75 300	131 400	46,2	95,0	70 100	127 300	54,0	97,6	62 200	121 200			36,0
38,0	34,6	89,7	69 700	123 000	41,2	92,7	64 800	119 100	49,7	95,9	57 400	113 400			38,0
40,0	27,9	86,1	64 700	115 500	35,7	90,0	60 100	111 900	45,0	93,9	53 200	106 400			40,0
42,0	18,8	80,9	60 000	108 600	29,2	86,6	55 800	105 300	40,0	91,5	49 300	100 200			42,0
44,0					20,8	81,8	51 800	99 200	34,3	88,7	45 800	94 400			44,0
46,0									27,4	85,0	42 400	89 200			46,0
48,0									18,1	79,7	39 200	84 400			48,0
50,0															50,0
52,0															52,0
54,0															54,0
56,0															56,0
58,0															58,0
60,0															60,0
62,0															62,0
64,0															64,0

MLC650 VPC-MAX S-1

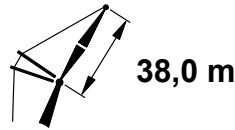
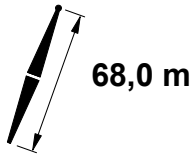
ASME B30.5



m	75°				70°				65°			
	°	m	kg	kg	°	m	kg	kg	°	m	kg	m
19,8												19,8
20,0												20,0
22,0												22,0
24,0												24,0
26,0												26,0
28,0												28,0
30,0												30,0
32,0												32,0
34,0												34,0
36,0												36,0
38,0	61,5	98,8	45 100	103 900								38,0
40,0	57,6	97,5	41 600	97 500								40,0
42,0	53,5	96,0	38 300	91 700								42,0
44,0	49,2	94,3	35 400	86 500								44,0
46,0	44,5	92,3	32 700	81 700	56,9	95,4	22 900	74 200				46,0
48,0	39,4	89,9	30 200	77 300	52,8	93,9	20 900	70 200				48,0
50,0	33,6	87,0	27 900	73 200	48,4	92,1	19 000	66 500				50,0
52,0	26,6	83,2	25 600	69 500	43,7	90,0	17 300	63 100				52,0
54,0	16,8	77,5	23 400	65 900	38,4	87,5	15 600	59 900	51,6	91,1	53 900	54,0
56,0					32,5	84,5	14 100	56 900	47,2	89,2	51 200	56,0
58,0					25,2	80,5	12 500	54 100	42,3	87,0	48 700	58,0
60,0									36,9	84,4	46 300	60,0
62,0									30,7	81,2	44 100	62,0
64,0									22,8	76,8	41 900	64,0

MLC650 VPC-MAX S-1

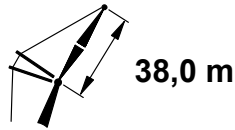
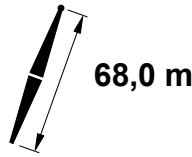
ASME B30.5



m	85°				83°				80°				m
	°	m	kg	kg	°	m	kg	kg	°	m	kg	kg	
19,8	74,6	107,2	190 900 b	250 500 b									19,8
20,0	74,3	107,2	188 900 b	249 900 b									20,0
22,0	71,1	106,5	168 500 b	237 200 b									22,0
24,0	67,9	105,6	151 500 b	213 600 b									24,0
26,0	64,5	104,7	137 200	194 000	68,5	105,5	129 500 b	188 000 b					26,0
28,0	61,1	103,6	125 300	177 700	65,1	104,6	118 200	172 200					28,0
30,0	57,5	102,3	114 900	163 600	61,7	103,5	108 300	158 500	67,7	104,7	98 400	151 000	30,0
32,0	53,8	100,8	105 800	151 300	58,2	102,2	99 600	146 600	64,3	103,8	90 500	139 600	32,0
34,0	49,8	99,1	97 900	140 800	54,4	100,8	92 200	136 400	60,9	102,6	83 600	129 800	34,0
36,0	45,6	97,1	90 800	131 400	50,5	99,1	85 500	127 200	57,3	101,3	77 400	121 100	36,0
38,0	41,0	94,9	84 500	123 000	46,4	97,2	79 500	119 100	53,5	99,8	71 900	113 300	38,0
40,0	35,9	92,2	78 800	115 500	41,9	95,0	74 100	111 900	49,6	98,1	67 000	106 400	40,0
42,0	30,1	88,8	73 600	108 800	36,9	92,4	69 200	105 400	45,3	96,2	62 500	100 200	42,0
44,0	22,8	84,4	68 800	102 700	31,2	89,2	64 700	99 400	40,7	93,9	58 400	94 500	44,0
46,0					24,3	85,1	60 500	94 000	35,6	91,1	54 600	89 300	46,0
48,0					14,0	78,6	56 400	88 900	29,7	87,8	51 100	84 600	48,0
50,0									22,3	83,3	47 800	80 200	50,0
52,0													52,0
54,0													54,0
56,0													56,0
58,0													58,0
60,0													60,0
62,0													62,0
64,0													64,0
66,0													66,0
68,0													68,0

MLC650 VPC-MAX S-1

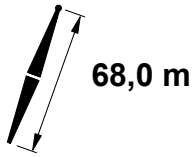
ASME B30.5



m	75°				70°				65°			
	°	m	kg	kg	°	m	kg	kg	°	m	kg	m
19,8												19,8
20,0												20,0
22,0												22,0
24,0												24,0
26,0												26,0
28,0												28,0
30,0												30,0
32,0												32,0
34,0												34,0
36,0												36,0
38,0												38,0
40,0	60,5	101,1	55 100	97 400								40,0
42,0	56,9	99,8	51 300	91 600								42,0
44,0	53,1	98,3	47 800	86 400								44,0
46,0	49,1	96,6	44 600	81 700								46,0
48,0	44,9	94,6	41 600	77 300	56,2	97,7	32 100	70 100				48,0
50,0	40,2	92,2	38 900	73 300	52,4	96,1	29 800	66 500				50,0
52,0	35,1	89,4	36 300	69 600	48,4	94,4	27 700	63 100				52,0
54,0	29,0	86,0	33 900	66 200	44,1	92,3	25 700	59 900				54,0
56,0	21,4	81,3	31 500	63 000	39,4	89,9	23 800	57 000	51,4	93,3	51 200	56,0
58,0					34,1	87,0	22 100	54 300	47,3	91,5	48 700	58,0
60,0					27,8	83,4	20 300	51 700	42,9	89,3	46 400	60,0
62,0					19,7	78,4	18 600	49 300	38,0	86,8	44 200	62,0
64,0									32,5	83,8	42 100	64,0
66,0									25,9	79,9	40 100	66,0
68,0									16,8	74,2	38 200	68,0

MLC650 VPC-MAX S-1

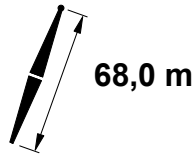
ASME B30.5



m	85°				83°				80°				m
	°	m	kg	kg	°	m	kg	kg	°	m	kg	kg	
21,3	73,6	109,9	173 400 b	235 200 b									21,3
22,0	72,6	109,7	167 300 b	230 700 b									22,0
24,0	69,6	108,9	150 300	212 300									24,0
26,0	66,5	108,0	136 100	192 700	70,1	108,8	128 300	186 700					26,0
28,0	63,4	107,0	124 200	176 500	67,1	107,9	116 900	171 000					28,0
30,0	60,2	105,8	113 800	162 500	64,0	106,9	107 100	157 300					30,0
32,0	56,8	104,5	104 700	150 300	60,8	105,8	98 500	145 500	66,4	107,1	89 100	138 400	32,0
34,0	53,3	103,0	96 900	139 800	57,4	104,5	91 000	135 300	63,2	106,1	82 300	128 600	34,0
36,0	49,7	101,3	89 900	130 400	54,0	103,0	84 400	126 200	60,0	104,9	76 200	120 000	36,0
38,0	45,8	99,4	83 500	122 100	50,3	101,4	78 400	118 100	56,6	103,6	70 700	112 200	38,0
40,0	41,6	97,1	77 900	114 700	46,5	99,5	73 100	110 900	53,1	102,1	65 800	105 400	40,0
42,0	37,0	94,5	72 800	108 000	42,4	97,3	68 200	104 400	49,5	100,4	61 300	99 200	42,0
44,0	31,8	91,4	68 100	101 900	37,8	94,7	63 800	98 500	45,5	98,4	57 200	93 500	44,0
46,0	25,6	87,4	63 700	96 300	32,8	91,7	59 700	93 200	41,3	96,1	53 500	88 400	46,0
48,0	17,2	81,8	59 600	91 200	26,8	87,9	55 900	88 300	36,7	93,5	50 100	83 700	48,0
50,0					19,0	82,7	52 300	83 700	31,5	90,3	46 900	79 400	50,0
52,0									25,2	86,3	43 900	75 400	52,0
54,0									16,6	80,5	41 000	71 700	54,0
56,0													56,0
58,0													58,0
60,0													60,0
62,0													62,0
64,0													64,0
66,0													66,0
68,0													68,0

MLC650 VPC-MAX S-1

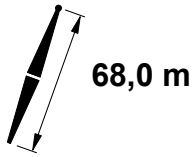
ASME B30.5



m	75°				70°				65°			
	°	m	kg	kg	°	m	kg	kg	°	m	kg	m
21,3												21,3
22,0												22,0
24,0												24,0
26,0												26,0
28,0												28,0
30,0												30,0
32,0												32,0
34,0												34,0
36,0												36,0
38,0												38,0
40,0	62,9	104,6	53 700	96 200								40,0
42,0	59,6	103,4	49 900	90 500								42,0
44,0	56,3	102,1	46 400	85 300								44,0
46,0	52,7	100,5	43 200	80 600								46,0
48,0	49,0	98,8	40 300	76 300								48,0
50,0	45,1	96,8	37 600	72 300	55,7	99,9	28 400	65 300				50,0
52,0	40,9	94,5	35 100	68 600	52,1	98,4	26 300	61 900				52,0
54,0	36,2	91,8	32 800	65 300	48,4	96,6	24 300	58 900				54,0
56,0	30,8	88,6	30 600	62 100	44,4	94,6	22 500	56 000				56,0
58,0	24,4	84,4	28 400	59 100	40,1	92,2	20 800	53 300	51,1	95,6	47 500	58,0
60,0	15,4	78,3	26 300	56 300	35,3	89,4	19 200	50 800	47,3	93,7	45 200	60,0
62,0					29,8	86,0	17 600	48 400	43,3	91,6	43 100	62,0
64,0					23,1	81,7	16 100	46 100	38,8	89,1	41 100	64,0
66,0									33,9	86,2	39 200	66,0
68,0									28,2	82,6	37 300	68,0

MLC650 VPC-MAX S-1

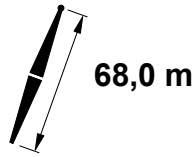
ASME B30.5



m	85°				83°				80°				m
	°	m	kg	kg	°	m	kg	kg	°	m	kg	kg	
21,3	74,7	113,0	172 500 b	230 000 b									21,3
22,0	73,8	112,8	166 400 b	227 200 b									22,0
24,0	71,1	112,1	149 500	211 200									24,0
26,0	68,3	111,3	135 300	191 700	71,6	112,0	127 400	185 700					26,0
28,0	65,4	110,4	123 400	175 600	68,8	111,2	116 100	170 000					28,0
30,0	62,4	109,3	113 000	161 600	65,9	110,3	106 300	156 400					30,0
32,0	59,4	108,1	104 000	149 400	63,0	109,3	97 700	144 600	68,1	110,4	88 200	137 400	32,0
34,0	56,3	106,8	96 100	139 000	60,0	108,1	90 200	134 400	65,2	109,5	81 400	127 700	34,0
36,0	53,0	105,3	89 100	129 700	56,8	106,8	83 600	125 400	62,3	108,4	75 300	119 100	36,0
38,0	49,6	103,6	82 900	121 300	53,6	105,3	77 600	117 300	59,2	107,2	69 800	111 400	38,0
40,0	46,0	101,6	77 300	114 000	50,2	103,6	72 300	110 200	56,1	105,9	64 900	104 600	40,0
42,0	42,1	99,4	72 200	107 300	46,6	101,7	67 500	103 700	52,8	104,3	60 500	98 400	42,0
44,0	37,9	96,9	67 500	101 300	42,8	99,6	63 100	97 900	49,4	102,6	56 500	92 800	44,0
46,0	33,2	93,9	63 300	95 800	38,7	97,1	59 100	92 500	45,8	100,7	52 800	87 700	46,0
48,0	27,8	90,3	59 300	90 700	34,1	94,2	55 400	87 700	41,9	98,5	49 400	83 100	48,0
50,0	21,0	85,5	55 600	86 100	28,9	90,7	51 900	83 200	37,6	95,9	46 300	78 800	50,0
52,0					22,4	86,2	48 700	79 000	32,9	92,9	43 400	74 800	52,0
54,0									27,5	89,2	40 600	71 200	54,0
56,0									20,6	84,3	38 000	67 800	56,0
58,0													58,0
60,0													60,0
62,0													62,0
64,0													64,0
66,0													66,0
68,0													68,0
72,0													72,0

MLC650 VPC-MAX S-1

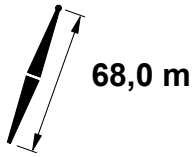
ASME B30.5



m	75°				70°				65°				
	°	m	kg	kg	°	m	kg	kg	°	m	kg	m	
21,3												21,3	
22,0												22,0	
24,0												24,0	
26,0												26,0	
28,0												28,0	
30,0												30,0	
32,0												32,0	
34,0												34,0	
36,0												36,0	
38,0												38,0	
40,0												40,0	
42,0	61,9	106,9	49 000	89 700								42,0	
44,0	58,9	105,7	45 500	84 500								44,0	
46,0	55,7	104,3	42 400	79 800								46,0	
48,0	52,5	102,8	39 500	75 500								48,0	
50,0	49,0	101,0	36 800	71 600								50,0	
52,0	45,4	99,1	34 300	67 900	55,2	102,2	25 400	61 200				52,0	
54,0	41,4	96,8	32 000	64 600	51,9	100,6	23 400	58 100				54,0	
56,0	37,2	94,2	29 900	61 500	48,4	98,8	21 600	55 200				56,0	
58,0	32,4	91,1	27 800	58 500	44,7	96,8	20 000	52 600	54,3	99,4	46 700	58,0	
60,0	26,8	87,4	25 900	55 800	40,7	94,5	18 400	50 100	50,9	97,8	44 500	60,0	
62,0	19,7	82,3	24 000	53 200	36,4	91,8	16 900	47 800	47,4	96,0	42 400	62,0	
64,0	6,4	72,3	21 900	50 600	31,5	88,7	15 400	45 500	43,6	93,9	40 400	64,0	
66,0					25,7	84,7	14 000	43 500	39,6	91,5	38 500	66,0	
68,0					18,2	79,3	12 600	41 400	35,1	88,7	36 700	68,0	
72,0										23,9	81,1	33 400	72,0

MLC650 VPC-MAX S-1

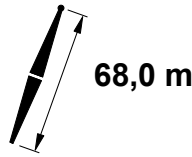
ASME B30.5



85°					83°				80°				
m	°	m	kg	kg	°	m	kg	kg	°	m	kg	kg	m
22,9	73,8	115,7	157 400	213 200									22,9
24,0	72,3	115,3	148 300	207 600									24,0
26,0	69,7	114,6	134 200	190 500	72,8	115,2	126 100	184 400					26,0
28,0	67,1	113,7	122 300	174 400	70,2	114,4	114 800	168 800					28,0
30,0	64,3	112,7	111 900	160 500	67,5	113,6	105 000	155 300					30,0
32,0	61,6	111,6	102 900	148 400	64,8	112,6	96 500	143 500	69,6	113,6	86 900	136 200	32,0
34,0	58,7	110,4	95 100	137 900	62,1	111,6	89 100	133 400	66,9	112,8	80 100	126 600	34,0
36,0	55,8	109,0	88 100	128 700	59,2	110,4	82 500	124 400	64,2	111,8	74 000	118 000	36,0
38,0	52,7	107,5	81 800	120 400	56,3	109,0	76 500	116 300	61,4	110,7	68 600	110 300	38,0
40,0	49,5	105,8	76 300	113 000	53,3	107,5	71 200	109 200	58,5	109,5	63 700	103 500	40,0
42,0	46,1	103,9	71 200	106 400	50,1	105,8	66 400	102 800	55,6	108,1	59 300	97 400	42,0
44,0	42,5	101,7	66 600	100 400	46,7	104,0	62 100	96 900	52,5	106,6	55 300	91 800	44,0
46,0	38,6	99,2	62 400	94 900	43,2	101,8	58 100	91 600	49,3	104,8	51 700	86 700	46,0
48,0	34,4	96,4	58 500	89 900	39,4	99,4	54 400	86 800	45,9	102,9	48 300	82 100	48,0
50,0	29,5	92,9	54 900	85 300	35,2	96,6	51 000	82 300	42,3	100,7	45 200	77 900	50,0
52,0	23,8	88,6	51 500	81 100	30,5	93,3	47 900	78 200	38,4	98,2	42 300	73 900	52,0
54,0	15,9	82,6	48 300	77 100	24,9	89,2	44 900	74 400	34,1	95,3	39 700	70 300	54,0
56,0					17,6	83,6	42 100	70 800	29,2	91,8	37 100	67 000	56,0
58,0									23,4	87,5	34 700	63 800	58,0
60,0									15,4	81,2	32 400	60 800	60,0
62,0													62,0
64,0													64,0
66,0													66,0
68,0													68,0
72,0													72,0
76,0													76,0

MLC650 VPC-MAX S-1

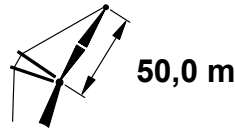
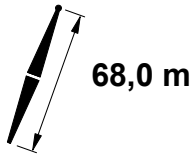
ASME B30.5



m	75°				70°				65°			m
	°	m	kg	kg	°	m	kg	kg	°	m	kg	
22,9												22,9
24,0												24,0
26,0												26,0
28,0												28,0
30,0												30,0
32,0												32,0
34,0												34,0
36,0												36,0
38,0												38,0
40,0												40,0
42,0												42,0
44,0	61,1	109,2	44 100	83 400								44,0
46,0	58,2	108,0	41 000	78 700								46,0
48,0	55,3	106,6	38 100	74 400								48,0
50,0	52,2	105,0	35 500	70 500								50,0
52,0	48,9	103,3	33 100	66 900	57,7	105,9	23 900	60 000				52,0
54,0	45,5	101,3	30 800	63 600	54,7	104,4	22 000	57 000				54,0
56,0	41,9	99,1	28 700	60 500	51,6	102,8	20 300	54 100				56,0
58,0	38,0	96,6	26 700	57 600	48,4	101,1	18 600	51 500				58,0
60,0	33,6	93,6	24 800	54 900	44,9	99,1	17 100	49 000	53,9	101,7	43 300	60,0
62,0	28,7	90,1	23 000	52 400	41,2	96,8	15 600	46 700	50,8	100,0	41 200	62,0
64,0	22,7	85,6	21 300	50 000	37,2	94,2	14 200	44 600	47,4	98,2	39 300	64,0
66,0	14,2	79,0	19 500	47 600	32,8	91,2	12 900	42 500	43,9	96,1	37 400	66,0
68,0					27,7	87,5	11 600	40 600	40,2	93,8	35 700	68,0
72,0									31,5	87,9	32 400	72,0
76,0									19,4	78,8	29 400	76,0

MLC650 VPC-MAX S-1

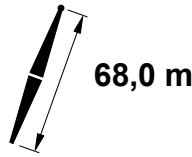
ASME B30.5



m	85°				83°				80°				m
	°	m	kg	kg	°	m	kg	kg	°	m	kg	kg	
22,9	74,8	118,8	157 100	196 300									22,9
24,0	73,4	118,5	148 000	196 300									24,0
26,0	71,0	117,8	133 900	189 900									26,0
28,0	68,5	117,0	122 000	173 800	71,4	117,6	114 500	168 200					28,0
30,0	66,0	116,1	111 700	160 000	69,0	116,8	104 700	154 700					30,0
32,0	63,4	115,0	102 600	147 900	66,5	115,9	96 200	143 000					32,0
34,0	60,8	113,9	94 800	137 500	63,9	115,0	88 800	132 900	68,4	116,1	79 700	126 100	34,0
36,0	58,1	112,7	87 900	128 300	61,3	113,9	82 200	124 000	65,9	115,1	73 600	117 500	36,0
38,0	55,3	111,3	81 600	120 000	58,6	112,6	76 200	116 000	63,3	114,1	68 200	109 900	38,0
40,0	52,4	109,7	76 100	112 700	55,8	111,3	71 000	108 900	60,7	113,0	63 400	103 100	40,0
42,0	49,4	108,0	71 000	106 100	52,9	109,7	66 200	102 500	57,9	111,7	59 000	97 000	42,0
44,0	46,2	106,1	66 400	100 100	49,9	108,1	61 900	96 600	55,1	110,3	55 000	91 400	44,0
46,0	42,9	104,0	62 300	94 700	46,8	106,2	57 900	91 400	52,2	108,8	51 400	86 400	46,0
48,0	39,3	101,5	58 400	89 700	43,5	104,1	54 300	86 500	49,2	107,0	48 000	81 800	48,0
50,0	35,3	98,7	54 900	85 100	39,9	101,7	50 900	82 100	46,0	105,1	45 000	77 600	50,0
52,0	31,0	95,5	51 600	80 900	36,1	99,0	47 800	78 000	42,7	103,0	42 100	73 700	52,0
54,0	25,9	91,5	48 500	77 000	31,8	95,8	44 900	74 200	39,0	100,5	39 500	70 100	54,0
56,0	19,5	86,4	45 500	73 300	26,9	92,0	42 200	70 700	35,1	97,7	37 000	66 700	56,0
58,0					20,8	87,2	39 600	67 400	30,7	94,4	34 700	63 600	58,0
60,0									25,6	90,4	32 500	60 700	60,0
62,0									19,1	85,2	30 300	57 900	62,0
64,0									8,1	75,8	28 100	55 200	64,0
66,0													66,0
68,0													68,0
72,0													72,0
76,0													76,0
80,0													80,0

MLC650 VPC-MAX S-1

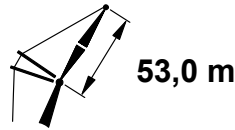
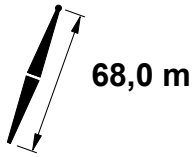
ASME B30.5



m	75°				70°				65°			m
	°	m	kg	kg	°	m	kg	kg	°	m	kg	
22,9												22,9
24,0												24,0
26,0												26,0
28,0												28,0
30,0												30,0
32,0												32,0
34,0												34,0
36,0												36,0
38,0												38,0
40,0												40,0
42,0												42,0
44,0	63,0	112,6	43 700	82 900								44,0
46,0	60,4	111,5	40 600	78 300								46,0
48,0	57,6	110,2	37 800	74 100								48,0
50,0	54,8	108,8	35 100	70 200								50,0
52,0	51,9	107,2	32 700	66 600								52,0
54,0	48,9	105,5	30 500	63 300	57,2	108,1	21 600	56 600				54,0
56,0	45,7	103,5	28 400	60 200	54,3	106,7	19 900	53 800				56,0
58,0	42,3	101,3	26 400	57 300	51,4	105,1	18 200	51 200				58,0
60,0	38,6	98,9	24 600	54 700	48,3	103,3	16 700	48 700				60,0
62,0	34,6	96,0	22 800	52 200	45,1	101,3	15 300	46 400				62,0
64,0	30,2	92,7	21 200	49 800	41,7	99,1	13 900	44 300	50,6	102,2	38 900	64,0
66,0	25,0	88,6	19 600	47 600	38,0	96,5	12 600	42 300	47,5	100,4	37 100	66,0
68,0	18,3	83,1	18 000	45 400	33,9	93,6	11 400	40 300	44,2	98,4	35 300	68,0
72,0					23,9	85,9		36 800	36,9	93,4	32 100	72,0
76,0									28,0	86,7	29 200	76,0
80,0									14,3	75,5	26 500	80,0

MLC650 VPC-MAX S-1

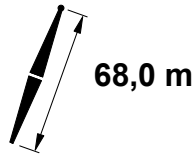
ASME B30.5



85°					83°				80°				
m	°	m	kg	kg	°	m	kg	kg	°	m	kg	kg	m
24,4	73,9	121,5	143 800	181 700									24,4
26,0	72,1	121,0	132 700	181 200									26,0
28,0	69,8	120,2	120 900	172 700									28,0
30,0	67,5	119,4	110 600	158 900	70,2	120,1	103 500	153 600					30,0
32,0	65,1	118,4	101 500	146 900	67,9	119,3	95 000	141 900					32,0
34,0	62,6	117,4	93 800	136 500	65,5	118,3	87 600	131 800					34,0
36,0	60,1	116,2	86 800	127 300	63,1	117,3	81 000	122 900	67,3	118,5	72 300	116 400	36,0
38,0	57,6	115,0	80 600	119 100	60,6	116,2	75 100	114 900	64,9	117,5	66 900	108 800	38,0
40,0	54,9	113,5	75 000	111 800	58,0	114,9	69 900	107 900	62,5	116,5	62 100	102 000	40,0
42,0	52,2	112,0	70 000	105 200	55,4	113,5	65 100	101 500	60,0	115,3	57 800	96 000	42,0
44,0	49,3	110,3	65 400	99 200	52,7	112,0	60 800	95 700	57,4	114,0	53 800	90 400	44,0
46,0	46,4	108,4	61 300	93 800	49,9	110,3	56 800	90 400	54,8	112,6	50 200	85 400	46,0
48,0	43,2	106,2	57 500	88 800	46,9	108,4	53 200	85 600	52,0	111,0	46 900	80 800	48,0
50,0	39,8	103,9	53 900	84 300	43,8	106,4	49 900	81 200	49,2	109,3	43 800	76 600	50,0
52,0	36,2	101,2	50 700	80 100	40,5	104,0	46 800	77 100	46,2	107,4	41 000	72 700	52,0
54,0	32,2	98,1	47 600	76 200	36,9	101,4	43 900	73 400	43,0	105,3	38 400	69 200	54,0
56,0	27,7	94,4	44 800	72 600	33,0	98,4	41 300	69 900	39,6	102,9	35 900	65 900	56,0
58,0	22,3	89,8	42 100	69 200	28,6	94,8	38 700	66 600	36,0	100,1	33 700	62 700	58,0
60,0	14,9	83,3	39 400	66 000	23,3	90,4	36 300	63 600	32,0	97,0	31 500	59 900	60,0
62,0					16,5	84,4	34 000	60 700	27,4	93,3	29 500	57 200	62,0
64,0									21,9	88,6	27 500	54 600	64,0
66,0									14,4	81,9	25 500	52 100	66,0
68,0													68,0
72,0													72,0
76,0													76,0
80,0													80,0

MLC650 VPC-MAX S-1

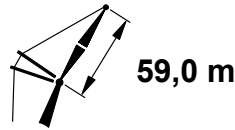
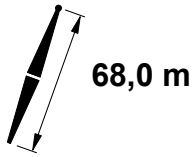
ASME B30.5



m	75°				70°				65°			
	°	m	kg	kg	°	m	kg	kg	°	m	kg	m
24,4												24,4
26,0												26,0
28,0												28,0
30,0												30,0
32,0												32,0
34,0												34,0
36,0												36,0
38,0												38,0
40,0												40,0
42,0												42,0
44,0												44,0
46,0	62,2	115,0	39 200	77 200								46,0
48,0	59,7	113,8	36 400	73 000								48,0
50,0	57,1	112,5	33 800	69 100								50,0
52,0	54,5	111,1	31 400	65 500								52,0
54,0	51,7	109,5	29 200	62 200								54,0
56,0	48,9	107,7	27 100	59 200	56,7	110,4	18 400	52 700				56,0
58,0	45,8	105,8	25 200	56 300	54,0	108,9	16 800	50 100				58,0
60,0	42,7	103,6	23 400	53 700	51,2	107,3	15 300	47 700				60,0
62,0	39,3	101,2	21 700	51 200	48,3	105,5	13 900	45 400				62,0
64,0	35,6	98,5	20 000	48 900	45,3	103,6	12 600	43 200	53,3	106,1	37 800	64,0
66,0	31,5	95,3	18 500	46 700	42,1	101,4	11 300	41 300	50,5	104,5	36 000	66,0
68,0	26,9	91,5	17 000	44 600	38,6	98,9	10 100	39 400	47,5	102,7	34 300	68,0
72,0					30,7	92,8		35 900	41,2	98,4	31 100	72,0
76,0					20,1	83,8		32 700	33,8	92,9	28 300	76,0
80,0									24,5	85,3	25 700	80,0

MLC650 VPC-MAX S-1

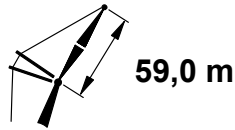
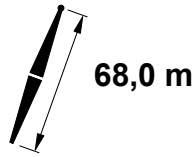
ASME B30.5



m	85°				83°				80°				m
	°	m	kg	kg	°	m	kg	kg	°	m	kg	kg	
25,9	74,1	127,3	131 800	154 500									25,9
26,0	74,0	127,3	131 200	154 500									26,0
28,0	72,0	126,6	119 400	154 300									28,0
30,0	69,9	125,9	109 100	153 900									30,0
32,0	67,8	125,1	100 100	145 300	70,3	125,7	93 400	140 200					32,0
34,0	65,6	124,1	92 400	135 000	68,2	124,9	86 000	130 300					34,0
36,0	63,5	123,1	85 400	125 900	66,0	124,0	79 500	121 400					36,0
38,0	61,3	122,0	79 200	117 700	63,9	123,0	73 600	113 500	67,7	124,1	65 200	107 200	38,0
40,0	59,0	120,8	73 700	110 500	61,7	122,0	68 400	106 500	65,5	123,2	60 500	100 500	40,0
42,0	56,7	119,5	68 700	103 900	59,4	120,8	63 700	100 100	63,3	122,2	56 100	94 500	42,0
44,0	54,3	118,1	64 200	98 000	57,1	119,5	59 400	94 400	61,1	121,1	52 200	89 000	44,0
46,0	51,8	116,5	60 000	92 600	54,7	118,0	55 400	89 200	58,9	119,9	48 600	84 000	46,0
48,0	49,2	114,7	56 200	87 700	52,2	116,5	51 900	84 400	56,5	118,6	45 300	79 500	48,0
50,0	46,5	112,9	52 700	83 100	49,7	114,8	48 600	80 000	54,1	117,1	42 300	75 300	50,0
52,0	43,7	110,8	49 500	79 000	47,0	112,9	45 500	76 000	51,6	115,5	39 500	71 500	52,0
54,0	40,8	108,5	46 500	75 100	44,3	110,9	42 700	72 200	49,1	113,8	37 000	67 900	54,0
56,0	37,6	105,9	43 700	71 600	41,3	108,6	40 100	68 800	46,4	111,9	34 500	64 600	56,0
58,0	34,2	103,0	41 100	68 200	38,2	106,1	37 600	65 600	43,6	109,8	32 300	61 600	58,0
60,0	30,4	99,7	38 700	65 100	34,8	103,3	35 300	62 600	40,6	107,5	30 200	58 700	60,0
62,0	26,2	95,7	36 400	62 200	31,2	100,0	33 100	59 800	37,4	104,9	28 200	56 000	62,0
64,0	21,0	90,9	34 100	59 500	27,0	96,2	31 100	57 100	34,0	102,0	26 400	53 500	64,0
66,0	14,1	84,0	32 000	56 900	22,1	91,6	29 100	54 600	30,2	98,6	24 600	51 200	66,0
68,0					15,6	85,2	27 100	52 200	25,9	94,6	22 900	48 900	68,0
72,0									13,6	82,6	19 600	44 800	72,0
76,0													76,0
80,0													80,0
84,0													84,0
88,0													88,0

MLC650 VPC-MAX S-1

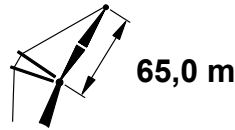
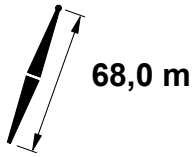
ASME B30.5



m	75°				70°				65°			
	°	m	kg	kg	°	m	kg	kg	°	m	kg	m
25,9												25,9
26,0												26,0
28,0												28,0
30,0												30,0
32,0												32,0
34,0												34,0
36,0												36,0
38,0												38,0
40,0												40,0
42,0												42,0
44,0												44,0
46,0												46,0
48,0	63,1	120,7	34 600	71 400								48,0
50,0	60,9	119,6	32 000	67 600								50,0
52,0	58,6	118,4	29 700	64 100								52,0
54,0	56,3	117,0	27 500	60 800								54,0
56,0	53,9	115,6	25 500	57 800								56,0
58,0	51,4	114,0	23 600	55 000	58,2	116,3	15 000	48 600				58,0
60,0	48,8	112,2	21 800	52 400	55,8	114,9	13 500	46 200				60,0
62,0	46,1	110,3	20 100	49 900	53,4	113,4	12 100	43 900				62,0
64,0	43,3	108,2	18 500	47 600	50,9	111,8	10 800	41 800				64,0
66,0	40,3	105,8	17 100	45 500	48,3	110,0		39 900				66,0
68,0	37,1	103,2	15 700	43 400	45,6	108,1		38 000	52,8	110,6	32 800	68,0
72,0	29,8	96,8	13 000	39 700	39,7	103,5		34 600	47,6	107,2	29 700	72,0
76,0	20,1	87,7	10 600	36 300	33,0	97,8		31 600	42,0	102,9	26 900	76,0
80,0					24,5	90,1		28 800	35,6	97,7	24 400	80,0
84,0									27,9	90,9	22 100	84,0
88,0									17,2	80,6	19 900	88,0

MLC650 VPC-MAX S-1

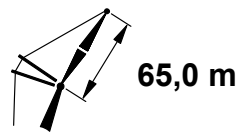
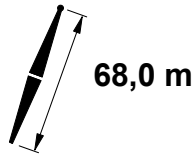
ASME B30.5



m	85°				83°				80°				m
	°	m	kg	kg	°	m	kg	kg	°	m	kg	kg	
27,4	74,2	133,1	121 000	131 500									27,4
28,0	73,7	133,0	117 900	131 500									28,0
30,0	71,8	132,3	107 700	131 400									30,0
32,0	69,9	131,6	98 700	131 000	72,2	132,1	91 800	130 000					32,0
34,0	68,0	130,7	90 900	129 900	70,3	131,4	84 500	128 100					34,0
36,0	66,1	129,8	84 000	124 500	68,4	130,6	77 900	119 900					36,0
38,0	64,1	128,9	77 800	116 300	66,5	129,7	72 100	112 000					38,0
40,0	62,2	127,8	72 300	109 100	64,5	128,8	66 900	105 100	67,9	129,8	58 800	99 000	40,0
42,0	60,1	126,6	67 400	102 600	62,5	127,7	62 200	98 800	66,0	128,9	54 500	93 000	42,0
44,0	58,0	125,4	62 800	96 700	60,5	126,6	57 900	93 000	64,0	127,9	50 600	87 600	44,0
46,0	55,9	124,0	58 700	91 400	58,4	125,3	54 000	87 900	62,0	126,9	47 000	82 600	46,0
48,0	53,7	122,5	54 900	86 500	56,3	124,0	50 500	83 100	60,0	125,7	43 800	78 100	48,0
50,0	51,5	121,0	51 500	82 000	54,1	122,5	47 200	78 800	57,9	124,4	40 800	74 000	50,0
52,0	49,1	119,2	48 200	77 800	51,9	121,0	44 100	74 700	55,8	123,1	38 000	70 200	52,0
54,0	46,7	117,3	45 300	74 000	49,6	119,3	41 300	71 100	53,6	121,6	35 500	66 600	54,0
56,0	44,2	115,3	42 500	70 500	47,2	117,4	38 700	67 600	51,3	120,0	33 100	63 400	56,0
58,0	41,5	113,0	39 900	67 200	44,7	115,4	36 300	64 400	49,0	118,3	30 900	60 300	58,0
60,0	38,7	110,6	37 500	64 100	42,0	113,2	34 000	61 500	46,6	116,4	28 800	57 500	60,0
62,0	35,7	107,8	35 300	61 200	39,3	110,7	31 900	58 700	44,0	114,3	26 800	54 900	62,0
64,0	32,5	104,7	33 100	58 500	36,3	108,1	29 900	56 100	41,4	112,0	25 000	52 400	64,0
66,0	28,9	101,2	31 100	56 000	33,1	105,0	28 000	53 600	38,6	109,6	23 300	50 100	66,0
68,0	24,8	97,0	29 200	53 600	29,6	101,6	26 200	51 300	35,6	106,8	21 700	47 900	68,0
72,0	13,4	84,7	25 500	49 100	20,9	92,6	22 800	47 000	28,7	100,1	18 600	43 800	72,0
76,0									19,7	90,7	15 800	40 200	76,0
80,0													80,0
84,0													84,0
88,0													88,0
92,0													92,0
96,0													96,0

MLC650 VPC-MAX S-1

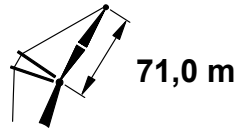
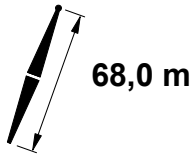
ASME B30.5



m	75°				70°				65°					
	°	m	kg	kg	°	m	kg	kg	°	m	kg	kg	m	
27,4														27,4
28,0														28,0
30,0														30,0
32,0														32,0
34,0														34,0
36,0														36,0
38,0														38,0
40,0														40,0
42,0														42,0
44,0														44,0
46,0														46,0
48,0														48,0
50,0														50,0
52,0	61,8	125,4	27 900	62 600										52,0
54,0	59,8	124,2	25 800	59 400										54,0
56,0	57,7	122,9	23 800	56 400										56,0
58,0	55,6	121,6	21 900	53 600										58,0
60,0	53,4	120,1	20 100	51 000	59,4	122,1	44 700							60,0
62,0	51,1	118,4	18 500	48 600	57,3	120,8	42 500							62,0
64,0	48,7	116,7	16 900	46 300	55,2	119,4	40 400							64,0
66,0	46,3	114,8	15 500	44 200	53,0	117,9	38 500							66,0
68,0	43,8	112,7	14 100	42 200	50,7	116,3	36 600							68,0
72,0	38,3	107,9	11 600	38 500	45,9	112,6	33 300	52,4	115,1	28 200				72,0
76,0	31,9	102,0	9 300	35 200	40,6	108,1	30 300	47,7	111,6	25 500				76,0
80,0	24,1	94,0		32 200	34,7	102,7	27 600	42,6	107,5	23 100				80,0
84,0					27,6	95,8	25 100	36,9	102,5	20 800				84,0
88,0					18,0	85,7	22 700	30,4	96,2	18 800				88,0
92,0								22,0	87,6	16 800				92,0
96,0								6,2	70,1	14 900				96,0

MLC650 VPC-MAX S-1

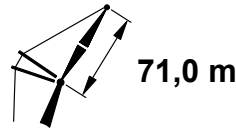
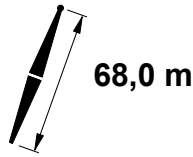
ASME B30.5



m	85°				83°				80°				m
	°	m	kg	kg	°	m	kg	kg	°	m	kg	kg	
29,0	74,3	138,9	110 200	119 700									29,0
30,0	73,4	138,6	105 100	119 600									30,0
32,0	71,7	137,9	96 200	119 400									32,0
34,0	70,0	137,2	88 400	119 000	72,0	137,8	81 800	118 000					34,0
36,0	68,2	136,4	81 600	118 400	70,3	137,0	75 300	116 300					36,0
38,0	66,5	135,5	75 400	114 100	68,6	136,2	69 500	109 800					38,0
40,0	64,7	134,5	69 900	107 100	66,8	135,4	64 300	102 900					40,0
42,0	62,9	133,5	65 000	100 600	65,0	134,4	59 600	96 600	68,1	135,5	51 700	90 700	42,0
44,0	61,0	132,4	60 500	94 700	63,2	133,4	55 400	90 900	66,4	134,6	47 800	85 300	44,0
46,0	59,1	131,2	56 400	89 400	61,4	132,3	51 500	85 800	64,6	133,6	44 300	80 400	46,0
48,0	57,2	129,9	52 600	84 600	59,5	131,1	48 000	81 100	62,8	132,6	41 100	75 900	48,0
50,0	55,3	128,5	49 200	80 100	57,6	129,9	44 700	76 800	60,9	131,5	38 100	71 800	50,0
52,0	53,2	127,0	46 000	76 000	55,6	128,5	41 700	72 800	59,0	130,3	35 400	68 000	52,0
54,0	51,2	125,4	43 000	72 200	53,6	127,0	39 000	69 100	57,1	129,0	32 900	64 600	54,0
56,0	49,0	123,7	40 300	68 700	51,6	125,4	36 400	65 700	55,1	127,6	30 500	61 300	56,0
58,0	46,8	121,8	37 800	65 400	49,4	123,7	34 000	62 500	53,1	126,1	28 300	58 300	58,0
60,0	44,5	119,8	35 400	62 300	47,2	121,8	31 700	59 600	51,0	124,4	26 300	55 500	60,0
62,0	42,1	117,5	33 200	59 500	44,9	119,8	29 600	56 800	48,9	122,7	24 400	52 900	62,0
64,0	39,6	115,1	31 000	56 800	42,6	117,7	27 600	54 200	46,7	120,8	22 600	50 400	64,0
66,0	36,9	112,5	29 100	54 300	40,1	115,3	25 800	51 800	44,4	118,8	20 900	48 100	66,0
68,0	34,1	109,6	27 200	51 900	37,4	112,7	24 000	49 500	42,0	116,6	19 300	46 000	68,0
72,0	27,6	102,6	23 700	47 600	31,6	106,7	20 800	45 300	36,8	111,5	16 300	42 000	72,0
76,0	19,0	92,8	20 600	43 700	24,4	98,8	17 800	41 600	30,8	105,3	13 700	38 400	76,0
80,0					14,0	86,6	15 000	38 100	23,4	97,1	11 200	35 200	80,0
84,0													84,0
88,0													88,0
92,0													92,0
96,0													96,0
100,0													100,0

MLC650 VPC-MAX S-1

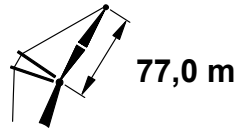
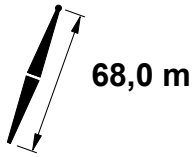
ASME B30.5



m	75°				70°			65°			m
	°	m	kg	kg	°	m	kg	°	m	kg	
29,0											29,0
30,0											30,0
32,0											32,0
34,0											34,0
36,0											36,0
38,0											38,0
40,0											40,0
42,0											42,0
44,0											44,0
46,0											46,0
48,0											48,0
50,0											50,0
52,0	64,4	132,1	24 900	60 300							52,0
54,0	62,6	131,1	22 800	57 100							54,0
56,0	60,7	130,0	20 800	54 100							56,0
58,0	58,8	128,8	19 000	51 400							58,0
60,0	56,9	127,4	17 300	48 800							60,0
62,0	54,9	126,0	15 700	46 400							62,0
64,0	52,9	124,5	14 200	44 200	58,5	126,7	38 100				64,0
66,0	50,8	122,9	12 800	42 100	56,6	125,3	36 200				66,0
68,0	48,7	121,1	11 400	40 100	54,6	123,9	34 400				68,0
72,0	44,1	117,2		36 500	50,4	120,7	31 100				72,0
76,0	39,2	112,5		33 200	46,0	117,0	28 100	52,0	119,6	23 200	76,0
80,0	33,6	106,8		30 300	41,3	112,7	25 500	47,7	116,1	20 800	80,0
84,0	27,0	99,7		27 600	36,0	107,4	23 000	43,1	112,0	18 600	84,0
88,0	18,1	89,5		25 100	29,8	101,0	20 800	38,0	107,1	16 600	88,0
92,0					22,2	92,4	18 800	32,2	101,2	14 800	92,0
96,0					9,5	77,2	16 800	25,3	93,5	13 100	96,0
100,0								15,5	82,1	11 400	100,0

MLC650 VPC-MAX S-1

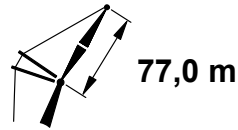
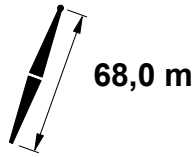
ASME B30.5



m	85°				83°				80°				m
	°	m	kg	kg	°	m	kg	kg	°	m	kg	kg	
30,5	74,4	144,7	101 200	103 100									30,5
32,0	73,2	144,3	94 600	103 000									32,0
34,0	71,6	143,6	86 900	102 700									34,0
36,0	70,0	142,8	80 000	102 200	71,9	143,4	73 600	101 400					36,0
38,0	68,4	142,0	73 900	101 700	70,3	142,7	67 800	101 400					38,0
40,0	66,8	141,2	68 400	101 200	68,7	141,9	62 700	100 500					40,0
42,0	65,2	140,2	63 500	98 800	67,1	141,1	58 000	95 200					42,0
44,0	63,5	139,2	59 000	93 400	65,5	140,1	53 800	89 500	68,3	141,1	46 100	83 800	44,0
46,0	61,8	138,2	54 900	88 100	63,8	139,1	50 000	84 400	66,7	140,3	42 600	78 900	46,0
48,0	60,1	137,0	51 200	83 300	62,1	138,1	46 400	79 800	65,1	139,3	39 400	74 500	48,0
50,0	58,3	135,8	47 700	78 800	60,4	136,9	43 200	75 400	63,4	138,3	36 400	70 400	50,0
52,0	56,6	134,4	44 600	74 700	58,7	135,7	40 200	71 500	61,7	137,2	33 700	66 700	52,0
54,0	54,7	133,0	41 600	71 000	56,9	134,4	37 500	67 800	60,0	136,1	31 200	63 200	54,0
56,0	52,9	131,5	38 900	67 500	55,1	133,0	34 900	64 500	58,2	134,8	28 900	60 000	56,0
58,0	50,9	129,9	36 400	64 200	53,2	131,5	32 500	61 300	56,4	133,5	26 700	57 000	58,0
60,0	49,0	128,1	34 000	61 200	51,3	129,9	30 300	58 400	54,6	132,1	24 700	54 200	60,0
62,0	46,9	126,3	31 800	58 300	49,3	128,2	28 200	55 600	52,8	130,6	22 800	51 600	62,0
64,0	44,8	124,3	29 700	55 700	47,3	126,3	26 200	53 100	50,8	128,9	21 000	49 200	64,0
66,0	42,6	122,1	27 800	53 200	45,2	124,3	24 400	50 700	48,9	127,2	19 400	46 900	66,0
68,0	40,3	119,7	25 900	50 800	43,0	122,2	22 700	48 400	46,8	125,3	17 800	44 800	68,0
72,0	35,4	114,4	22 500	46 500	38,4	117,4	19 500	44 200	42,5	121,1	14 900	40 800	72,0
76,0	29,7	107,9	19 500	42 700	33,2	111,6	16 600	40 500	37,8	116,2	12 300	37 300	76,0
80,0	22,7	99,4	16 600	39 200	27,0	104,4	14 000	37 100	32,5	110,3	9 900	34 100	80,0
84,0	12,1	85,8	13 900	35 800	19,1	94,6	11 500	34 100	26,2	102,9		31 200	84,0
88,0									17,9	92,5		28 500	88,0
92,0													92,0
96,0													96,0
100,0													100,0

MLC650 VPC-MAX S-1

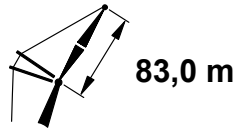
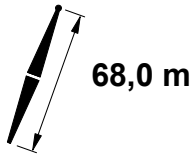
ASME B30.5



m	75°				70°			65°			m
	°	m	kg	kg	°	m	kg	°	m	kg	
30,5											30,5
32,0											32,0
34,0											34,0
36,0											36,0
38,0											38,0
40,0											40,0
42,0											42,0
44,0											44,0
46,0											46,0
48,0											48,0
50,0											50,0
52,0											52,0
54,0											54,0
56,0	63,2	136,8	19 000	52 700							56,0
58,0	61,5	135,7	17 200	49 900							58,0
60,0	59,8	134,6	15 500	47 400							60,0
62,0	58,0	133,3	14 000	45 000							62,0
64,0	56,3	132,0	12 500	42 800							64,0
66,0	54,4	130,5	11 100	40 700	59,5	132,5	34 700				66,0
68,0	52,5	129,0	9 800	38 800	57,7	131,2	32 900				68,0
72,0	48,6	125,6		35 200	54,1	128,4	29 700				72,0
76,0	44,5	121,7		32 000	50,3	125,2	26 800				76,0
80,0	40,0	117,1		29 100	46,2	121,5	24 100	51,7	124,1	19 400	80,0
84,0	34,9	111,7		26 400	41,9	117,2	21 700	47,7	120,6	17 200	84,0
88,0	29,2	105,1		24 000	37,1	112,2	19 600	43,5	116,5	15 300	88,0
92,0	22,0	96,3		21 800	31,7	106,1	17 600	38,9	111,8	13 500	92,0
96,0	10,8	81,8		19 600	25,2	98,4	15 700	33,7	106,1	11 800	96,0
100,0					16,4	87,3	14 000	27,7	99,1	10 300	100,0

MLC650 VPC-MAX S-1

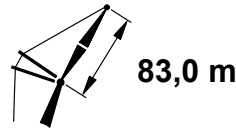
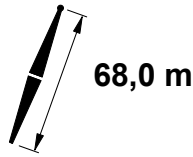
ASME B30.5



m	85°				83°				80°				m
	°	m	kg	kg	°	m	kg	kg	°	m	kg	kg	
32,0	74,4	150,5	89 700	89 700									32,0
34,0	73,0	149,9	85 900	89 200									34,0
36,0	71,5	149,2	79 000	88 900									36,0
38,0	70,1	148,5	72 900	88 400	71,8	149,1	66 700	88 000					38,0
40,0	68,6	147,7	67 500	88 000	70,3	148,4	61 600	87 900					40,0
42,0	67,1	146,9	62 500	87 400	68,9	147,6	57 000	87 700					42,0
44,0	65,6	145,9	58 100	86 800	67,4	146,7	52 800	87 500					44,0
46,0	64,0	145,0	54 000	85 900	65,8	145,8	48 900	83 500	68,5	146,8	41 400	77 900	46,0
48,0	62,5	143,9	50 300	82 400	64,3	144,9	45 400	78 800	67,0	146,0	38 300	73 500	48,0
50,0	60,9	142,8	46 800	78 000	62,8	143,8	42 200	74 500	65,5	145,0	35 300	69 400	50,0
52,0	59,3	141,6	43 700	73 900	61,2	142,7	39 300	70 600	63,9	144,0	32 600	65 700	52,0
54,0	57,6	140,3	40 800	70 200	59,6	141,5	36 500	67 000	62,4	143,0	30 200	62 300	54,0
56,0	56,0	139,0	38 100	66 700	57,9	140,3	34 000	63 600	60,8	141,9	27 900	59 100	56,0
58,0	54,3	137,5	35 600	63 400	56,3	138,9	31 600	60 500	59,2	140,7	25 700	56 100	58,0
60,0	52,5	136,0	33 200	60 400	54,6	137,5	29 400	57 600	57,5	139,4	23 700	53 400	60,0
62,0	50,7	134,4	31 000	57 600	52,8	136,0	27 300	54 900	55,9	138,0	21 800	50 800	62,0
64,0	48,9	132,6	28 900	55 000	51,1	134,4	25 400	52 300	54,2	136,6	20 100	48 400	64,0
66,0	47,0	130,7	27 000	52 500	49,3	132,7	23 600	49 900	52,4	135,0	18 400	46 100	66,0
68,0	45,1	128,8	25 200	50 200	47,4	130,8	21 800	47 700	50,6	133,4	16 900	44 000	68,0
72,0	41,0	124,3	21 800	45 900	43,4	126,7	18 700	43 500	46,9	129,8	14 000	40 100	72,0
76,0	36,5	119,2	18 800	42 100	39,2	122,0	15 900	39 900	42,9	125,6	11 400	36 600	76,0
80,0	31,4	113,0	16 100	38 600	34,5	116,5	13 300	36 500	38,6	120,8		33 400	80,0
84,0	25,4	105,3	13 600	35 500	29,1	109,8	10 900	33 500	33,9	115,2		30 500	84,0
88,0	17,5	94,6	11 200	32 600	22,5	101,2		30 700	28,4	108,3		27 900	88,0
92,0					12,9	87,9		28 200	21,6	99,3		25 500	92,0
96,0									11,2	84,9		23 200	96,0
100,0													100,0
104,0													104,0
108,0													108,0

MLC650 VPC-MAX S-1

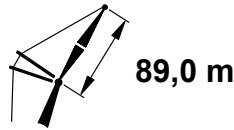
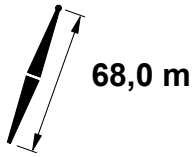
ASME B30.5



m	75°				70°			65°			m
	°	m	kg	kg	°	m	kg	°	m	kg	
32,0											32,0
34,0											34,0
36,0											36,0
38,0											38,0
40,0											40,0
42,0											42,0
44,0											44,0
46,0											46,0
48,0											48,0
50,0											50,0
52,0											52,0
54,0											54,0
56,0											56,0
58,0	63,8	142,6	16 000	48 900							58,0
60,0	62,2	141,5	14 300	46 400							60,0
62,0	60,6	140,4	12 800	44 100							62,0
64,0	59,0	139,2	11 300	41 900							64,0
66,0	57,4	137,9	10 000	39 800							66,0
68,0	55,7	136,5		37 900							68,0
72,0	52,2	133,5		34 300	57,1	135,8	28 700				72,0
76,0	48,6	130,1		31 100	53,7	132,9	25 800				76,0
80,0	44,8	126,2		28 300	50,1	129,7	23 200				80,0
84,0	40,6	121,7		25 700	46,4	126,0	20 900	51,4	128,6	16 200	84,0
88,0	36,1	116,5		23 300	42,4	121,8	18 700	47,8	125,0	14 300	88,0
92,0	30,9	110,2		21 100	38,0	116,9	16 800	43,9	121,0	12 600	92,0
96,0	24,8	102,3		19 100	33,1	111,1	15 000	39,6	116,4	11 000	96,0
100,0	16,7	91,2		17 200	27,5	104,0	13 300	35,0	111,0	9 500	100,0
104,0					20,4	94,6	11 700				104,0
108,0					8,7	78,1	10 100				108,0

MLC650 VPC-MAX S-1

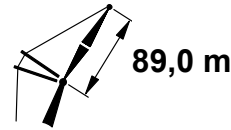
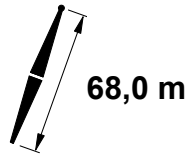
ASME B30.5



		85°				83°				80°					
		11,8 m		18,3 m		11,8 m		18,3 m		11,8 m		18,3 m			
		kg		kg		kg		kg		kg		kg			
m	°	m	kg	kg	°	m	kg	kg	°	m	kg	kg	m	°	m
33,5	74,5	156,3	83 500	83 500											33,5
34,0	74,2	156,2	82 000	83 500											34,0
36,0	72,8	155,6	75 400	83 100											36,0
38,0	71,5	154,9	69 300	82 700											38,0
40,0	70,1	154,2	63 900	82 300	71,7	154,7	57 800	82 000							40,0
42,0	68,7	153,4	59 000	81 800	70,4	154,0	53 200	81 800							42,0
44,0	67,3	152,5	54 500	81 200	69,0	153,2	49 000	81 600							44,0
46,0	65,9	151,6	50 500	80 600	67,6	152,4	45 200	80 500							46,0
48,0	64,5	150,7	46 800	79 100	66,2	151,5	41 700	75 900	68,6	152,5	34 200	70 400			48,0
50,0	63,0	149,7	43 400	75 200	64,7	150,6	38 500	71 700	67,2	151,6	31 400	66 400			50,0
52,0	61,6	148,6	40 200	71 200	63,3	149,6	35 600	67 800	65,8	150,7	28 700	62 700			52,0
54,0	60,1	147,4	37 300	67 500	61,8	148,5	32 900	64 200	64,4	149,8	26 300	59 300			54,0
56,0	58,6	146,2	34 700	64 000	60,4	147,3	30 400	60 800	63,0	148,7	24 000	56 100			56,0
58,0	57,0	144,9	32 100	60 800	58,8	146,1	28 000	57 700	61,5	147,6	21 900	53 200			58,0
60,0	55,5	143,5	29 800	57 800	57,3	144,8	25 800	54 800	60,0	146,5	19 900	50 400			60,0
62,0	53,9	142,0	27 600	55 000	55,8	143,5	23 800	52 100	58,5	145,2	18 000	47 900			62,0
64,0	52,2	140,5	25 600	52 400	54,2	142,0	21 900	49 600	56,9	143,9	16 300	45 500			64,0
66,0	50,6	138,8	23 700	49 900	52,5	140,5	20 100	47 200	55,4	142,6	14 700	43 200			66,0
68,0	48,9	137,1	21 900	47 600	50,9	138,9	18 400	45 000	53,8	141,1	13 200	41 100			68,0
72,0	45,3	133,3	18 500	43 400	47,4	135,3	15 200	40 900	50,5	137,9	10 300	37 300			72,0
76,0	41,5	128,9	15 600	39 600	43,8	131,3	12 500	37 200	47,0	134,3		33 800			76,0
80,0	37,4	123,9	12 900	36 100	39,8	126,6	9 900	34 000	43,3	130,2		30 700			80,0
84,0	32,8	118,0	10 400	33 000	35,5	121,3		31 000	39,4	125,5		27 900			84,0
88,0	27,5	110,9		30 200	30,7	115,0		28 200	35,0	120,0		25 300			88,0
92,0	21,0	101,6		27 600	25,1	107,1		25 700	30,1	113,5		22 900			92,0
96,0	11,2	86,9		25 200	17,7	96,4		23 400	24,3	105,5		20 700			96,0
100,0									16,6	94,2		18 700			100,0
104,0															104,0
108,0															108,0

MLC650 VPC-MAX S-1

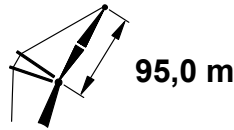
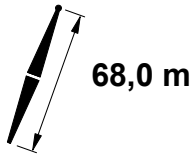
ASME B30.5



m	75°			70°			m
	m	kg	kg	m	kg	kg	
33,5							33,5
34,0							34,0
36,0							36,0
38,0							38,0
40,0							40,0
42,0							42,0
44,0							44,0
46,0							46,0
48,0							48,0
50,0							50,0
52,0							52,0
54,0							54,0
56,0							56,0
58,0							58,0
60,0	64,2	148,3	43 200				60,0
62,0	62,8	147,2	40 900				62,0
64,0	61,3	146,1	38 700				64,0
66,0	59,8	145,0	36 700				66,0
68,0	58,3	143,7	34 800				68,0
72,0	55,2	141,0	31 300	59,6	142,9	25 400	72,0
76,0	52,0	138,0	28 100	56,5	140,3	22 600	76,0
80,0	48,6	134,6	25 300	53,3	137,4	20 100	80,0
84,0	45,0	130,7	22 800	50,0	134,2	17 800	84,0
88,0	41,2	126,3	20 400	46,5	130,5	15 700	88,0
92,0	37,0	121,2	18 300	42,8	126,3	13 800	92,0
96,0	32,4	115,2	16 300	38,8	121,5	12 000	96,0
100,0	27,0	108,0	14 500	34,3	115,9	10 400	100,0
104,0	20,4	98,5	12 800				104,0
108,0	10,0	82,8	11 100				108,0

MLC650 VPC-MAX S-1

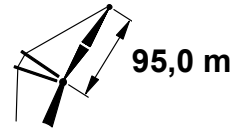
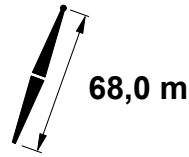
ASME B30.5



m	85°				83°				80°				m
	°	m	kg	kg	°	m	kg	kg	°	m	kg	kg	
35,1	74,6	162,1	72 500	72 500									35,1
36,0	74,0	161,9	72 400	72 400									36,0
38,0	72,7	161,2	68 400	72 000									38,0
40,0	71,4	160,6	63 000	71 600									40,0
42,0	70,1	159,8	58 100	71 100	71,6	160,4	52 200	70 900					42,0
44,0	68,8	159,1	53 700	70 700	70,4	159,7	48 100	70 600					44,0
46,0	67,5	158,2	49 600	70 200	69,1	158,9	44 300	70 400					46,0
48,0	66,2	157,3	46 000	69 600	67,8	158,1	40 800	70 000					48,0
50,0	64,9	156,4	42 600	69 000	66,4	157,2	37 600	69 700	68,8	158,1	30 300	65 400	50,0
52,0	63,5	155,4	39 400	68 400	65,1	156,3	34 700	67 000	67,5	157,3	27 700	61 800	52,0
54,0	62,2	154,3	36 500	66 700	63,8	155,3	32 000	63 400	66,1	156,4	25 300	58 400	54,0
56,0	60,8	153,2	33 900	63 300	62,4	154,2	29 500	60 100	64,8	155,5	23 000	55 300	56,0
58,0	59,4	152,0	31 400	60 100	61,0	153,1	27 200	57 000	63,4	154,5	20 900	52 300	58,0
60,0	57,9	150,7	29 000	57 100	59,6	151,9	25 000	54 100	62,1	153,4	18 900	49 600	60,0
62,0	56,5	149,4	26 900	54 300	58,2	150,7	22 900	51 400	60,7	152,3	17 100	47 100	62,0
64,0	55,0	148,0	24 800	51 700	56,8	149,4	21 000	48 900	59,3	151,1	15 400	44 700	64,0
66,0	53,5	146,5	22 900	49 200	55,3	148,0	19 200	46 500	57,9	149,8	13 800	42 500	66,0
68,0	52,0	145,0	21 100	46 900	53,8	146,5	17 600	44 300	56,4	148,5	12 200	40 400	68,0
72,0	48,8	141,6	17 800	42 700	50,7	143,3	14 500	40 200	53,4	145,6		36 500	72,0
76,0	45,5	137,7	14 900	38 900	47,5	139,8	11 700	36 600	50,3	142,4		33 100	76,0
80,0	41,9	133,4	12 200	35 500	44,1	135,8		33 300	47,1	138,7		30 000	80,0
84,0	38,1	128,5		32 500	40,4	131,2		30 300	43,6	134,7		27 200	84,0
88,0	34,0	122,9		29 700	36,5	126,1		27 700	40,0	130,1		24 600	88,0
92,0	29,2	116,2		27 100	32,1	120,0		25 200	36,0	124,8		22 300	92,0
96,0	23,7	107,8		24 700	27,1	112,7		22 900	31,5	118,6		20 200	96,0
100,0	16,3	96,3		22 500	21,0	103,4		20 800	26,4	111,2		18 200	100,0
104,0					12,0	89,1		18 800	20,1	101,5		16 300	104,0
108,0									10,4	86,0		14 500	108,0

MLC650 VPC-MAX S-1

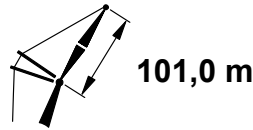
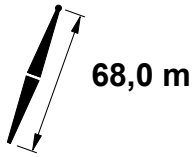
ASME B30.5



m	75°			70°			m
	m	kg	kg	m	kg	kg	
35,1							35,1
36,0							36,0
38,0							38,0
40,0							40,0
42,0							42,0
44,0							44,0
46,0							46,0
48,0							48,0
50,0							50,0
52,0							52,0
54,0							54,0
56,0							56,0
58,0							58,0
60,0							60,0
62,0							62,0
64,0	63,3	153,0	37 800				64,0
66,0	61,9	151,9	35 800				66,0
68,0	60,5	150,8	33 900				68,0
72,0	57,7	148,3	30 400				72,0
76,0	54,8	145,6	27 300	58,9	147,5	21 700	76,0
80,0	51,7	142,5	24 500	56,0	144,9	19 200	80,0
84,0	48,6	139,0	22 000	53,0	141,9	16 900	84,0
88,0	45,2	135,2	19 700	49,9	138,6	14 900	88,0
92,0	41,6	130,8	17 600	46,6	135,0	13 000	92,0
96,0	37,8	125,9	15 600	43,1	130,8	11 200	96,0
100,0	33,6	120,1	13 900	39,4	126,1	9 600	100,0
104,0	28,8	113,3	12 200				104,0
108,0	23,1	104,8	10 600				108,0

MLC650 VPC-MAX S-1

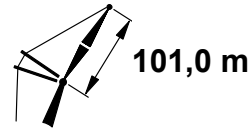
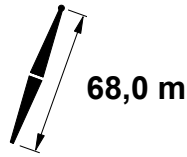
ASME B30.5



m	85°				83°				80°				m
	°	m	kg	kg	°	m	kg	kg	°	m	kg	kg	
36,6	74,6	167,9	62 600	62 600									36,6
38,0	73,7	167,5	62 400	62 400									38,0
40,0	72,6	166,9	61 200	61 900									40,0
42,0	71,4	166,2	56 600	61 500									42,0
44,0	70,2	165,5	52 100	61 100	71,6	166,1	46 400	60 900					44,0
46,0	68,9	164,7	48 100	60 600	70,4	165,3	42 700	60 600					46,0
48,0	67,7	163,9	44 400	60 100	69,2	164,6	39 200	60 200					48,0
50,0	66,5	163,0	41 000	59 500	67,9	163,8	36 000	59 900					50,0
52,0	65,2	162,1	37 900	59 000	66,7	162,9	33 100	59 500	68,9	163,8	26 000	58 100	52,0
54,0	64,0	161,1	35 000	58 500	65,4	162,0	30 400	59 100	67,6	163,0	23 600	57 000	54,0
56,0	62,7	160,1	32 400	57 900	64,2	161,0	27 900	58 300	66,4	162,1	21 300	53 900	56,0
58,0	61,4	159,0	29 900	57 300	62,9	160,0	25 600	55 700	65,1	161,2	19 200	51 000	58,0
60,0	60,1	157,8	27 600	55 900	61,6	158,9	23 400	52 800	63,9	160,2	17 300	48 300	60,0
62,0	58,7	156,6	25 400	53 100	60,3	157,7	21 400	50 100	62,6	159,1	15 500	45 700	62,0
64,0	57,4	155,3	23 400	50 500	59,0	156,5	19 500	47 600	61,3	158,0	13 700	43 400	64,0
66,0	56,0	154,0	21 500	48 000	57,6	155,3	17 700	45 300	60,0	156,9	12 100	41 200	66,0
68,0	54,6	152,5	19 700	45 800	56,3	153,9	16 000	43 100	58,7	155,7	10 600	39 100	68,0
72,0	51,8	149,5	16 400	41 500	53,5	151,0	13 000	39 000	55,9	153,0		35 300	72,0
76,0	48,8	146,0	13 400	37 800	50,6	147,8	10 200	35 400	53,1	150,1		31 800	76,0
80,0	45,7	142,2	10 800	34 400	47,5	144,3		32 100	50,2	146,8		28 800	80,0
84,0	42,3	138,0		31 300	44,3	140,3		29 200	47,2	143,2		26 000	84,0
88,0	38,8	133,2		28 600	40,9	135,8		26 500	43,9	139,2		23 400	88,0
92,0	35,0	127,7		26 000	37,3	130,8		24 100	40,5	134,7		21 100	92,0
96,0	30,7	121,3		23 700	33,3	124,9		21 800	36,8	129,5		19 000	96,0
100,0	25,8	113,6		21 500	28,8	118,1		19 700	32,8	123,6		17 000	100,0
104,0	19,7	103,7		19 500	23,5	109,6		17 800	28,2	116,6		15 200	104,0
108,0	10,5	88,0		16 400	16,6	98,2		15 900	22,7	107,9		13 500	108,0
112,0									15,5	95,9		11 900	112,0

MLC650 VPC-MAX S-1

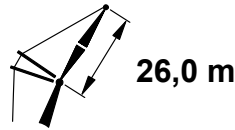
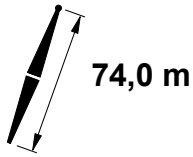
ASME B30.5



m	75°			70°			m
	m	m	kg	m	kg	kg	
36,6							36,6
38,0							38,0
40,0							40,0
42,0							42,0
44,0							44,0
46,0							46,0
48,0							48,0
50,0							50,0
52,0							52,0
54,0							54,0
56,0							56,0
58,0							58,0
60,0							60,0
62,0							62,0
64,0							64,0
66,0	63,7	158,7	34 400				66,0
68,0	62,5	157,7	32 500				68,0
72,0	59,9	155,4	29 100				72,0
76,0	57,2	152,9	26 000				76,0
80,0	54,4	150,1	23 200	58,3	152,1	17 800	80,0
84,0	51,5	147,0	20 700	55,6	149,4	15 500	84,0
88,0	48,5	143,5	18 400	52,7	146,4	13 500	88,0
92,0	45,4	139,7	16 300	49,8	143,1	11 600	92,0
96,0	42,1	135,4	14 400	46,7	139,4	9 900	96,0
100,0	38,5	130,5	12 600				100,0
104,0	34,6	125,0	11 000				104,0
108,0	30,3	118,5	9 500				108,0
112,0							112,0

MLC650 VPC-MAX S-1

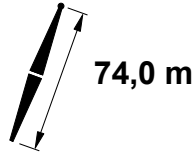
ASME B30.5



	85°				83°				80°				
m	°	m	kg	kg	°	m	kg	kg	°	m	kg	kg	m
18,3	72,0	101,2	179 800 d	296 600 d									18,3
20,0	67,9	100,5	161 500 c	267 700 c									20,0
22,0	62,9	99,5	143 900 c	238 900 c	69,3	100,5	134 100 c	231 200 c					22,0
24,0	57,7	98,2	129 200 b	215 200 b	64,4	99,5	120 300 c	208 300 c					24,0
26,0	52,1	96,6	116 800 b	195 500 b	59,2	98,3	108 700 b	189 100 b	68,9	99,8	96 600 c	179 700 c	26,0
28,0	46,0	94,7	106 400	179 100	53,7	96,8	99 000 b	173 200 b	63,9	98,8	87 900 c	164 600 c	28,0
30,0	39,1	92,3	97 200	164 900	47,8	95,0	90 500	159 500	58,8	97,5	80 200 b	151 500 b	30,0
32,0	30,7	89,0	89 100	152 400	41,1	92,7	83 000	147 500	53,3	96,0	73 500 b	140 100 b	32,0
34,0					33,3	89,8	76 400	137 100	47,3	94,2	67 600	130 300	34,0
36,0					23,0	85,5	70 300	127 900	40,5	91,9	62 400	121 500	36,0
38,0									32,6	88,9	57 500	113 600	38,0
40,0									21,8	84,4	53 000	106 600	40,0
42,0													42,0
44,0													44,0
46,0													46,0
48,0													48,0
50,0													50,0
52,0													52,0
54,0													54,0
56,0													56,0
58,0													58,0

MLC650 VPC-MAX S-1

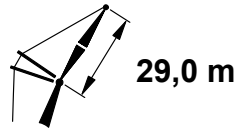
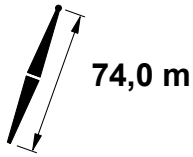
ASME B30.5



m	75°				70°				65°			m
	°	m	kg	kg	°	m	kg	kg	°	m	kg	
18,3												18,3
20,0												20,0
22,0												22,0
24,0												24,0
26,0												26,0
28,0												28,0
30,0												30,0
32,0												32,0
34,0												34,0
36,0	59,6	96,2	48 600 b	110 800 b								36,0
38,0	54,1	94,8	44 700 b	103 700 b								38,0
40,0	48,2	93,0	41 200	97 300								40,0
42,0	41,6	90,8	38 000	91 500								42,0
44,0	33,9	87,9	35 000	86 200	54,5	92,9	24 300 b	78 000 b				44,0
46,0	23,8	83,8	32 100	81 400	48,7	91,1	22 200	73 700				46,0
48,0					42,1	88,9	20 200	69 700				48,0
50,0					34,5	86,1	18 300	66 000				50,0
52,0					24,7	82,1	16 400	62 500	48,5	88,5	56 000	52,0
54,0									41,9	86,3	53 100	54,0
56,0									34,3	83,5	50 400	56,0
58,0									24,3	79,4	47 800	58,0

MLC650 VPC-MAX S-1

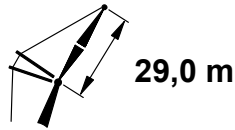
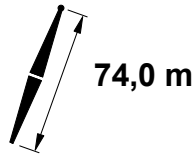
ASME B30.5



m	85°				83°				80°				m
	°	m	kg	kg	°	m	kg	kg	°	m	kg	kg	
18,3	73,9	104,4	178 600 c	292 300 c									18,3
20,0	70,3	103,8	160 300 c	266 100 c									20,0
22,0	66,0	102,8	142 700 c	237 500 c	71,5	103,7	132 700 c	229 700 c					22,0
24,0	61,5	101,7	128 100 b	213 900 b	67,2	102,8	119 100 b	206 800 b					24,0
26,0	56,7	100,4	115 800 b	194 300 b	62,8	101,8	107 500 b	187 800 b					26,0
28,0	51,7	98,8	105 400	177 900	58,1	100,5	97 900 b	172 000 b	66,9	102,1	86 500 b	163 200 b	28,0
30,0	46,2	96,9	96 400	163 800	53,1	99,0	89 400	158 400	62,4	101,1	78 900 b	150 200 b	30,0
32,0	40,1	94,6	88 500	151 500	47,8	97,2	82 000	146 500	57,7	99,8	72 300 b	138 900 b	32,0
34,0	33,0	91,6	81 500	140 900	41,9	95,0	75 500	136 200	52,7	98,2	66 500	129 100	34,0
36,0	23,9	87,5	75 100	131 400	35,2	92,2	69 700	127 100	47,3	96,4	61 300	120 500	36,0
38,0					26,9	88,5	64 400	118 800	41,4	94,2	56 600	112 700	38,0
40,0									34,6	91,3	52 300	105 800	40,0
42,0									26,1	87,5	48 400	99 500	42,0
44,0									12,0	80,7	44 400	93 600	44,0
46,0													46,0
48,0													48,0
50,0													50,0
52,0													52,0
54,0													54,0
56,0													56,0
58,0													58,0
60,0													60,0
62,0													62,0

MLC650 VPC-MAX S-1

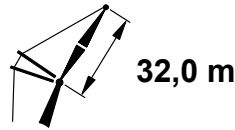
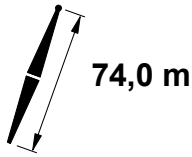
ASME B30.5



m	75°				70°				65°			m
	°	m	kg	kg	°	m	kg	kg	°	m	kg	
18,3												18,3
20,0												20,0
22,0												22,0
24,0												24,0
26,0												26,0
28,0												28,0
30,0												30,0
32,0												32,0
34,0												34,0
36,0												36,0
38,0	58,4	98,5	43 300 b	102 500 b								38,0
40,0	53,5	97,0	39 900	96 100								40,0
42,0	48,2	95,2	36 800	90 500								42,0
44,0	42,3	93,0	33 900	85 200								44,0
46,0	35,7	90,3	31 200	80 500	53,8	95,1	20 700	72 500				46,0
48,0	27,5	86,7	28 700	76 100	48,6	93,3	18 800	68 600				48,0
50,0	15,1	80,8	26 100	72 000	42,8	91,2	17 100	64 900				50,0
52,0					36,2	88,5	15 400	61 500	53,7	92,5	54 800	52,0
54,0					28,2	85,0	13 700	58 400	48,4	90,7	52 000	54,0
56,0					16,4	79,4	11 900	55 300	42,6	88,6	49 300	56,0
58,0									36,0	85,9	46 900	58,0
60,0									27,9	82,3	44 500	60,0
62,0									15,9	76,6	42 200	62,0

MLC650 VPC-MAX S-1

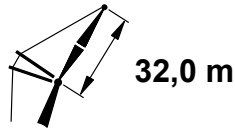
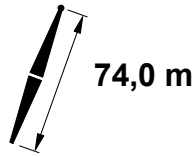
ASME B30.5



m	85°				83°				80°				m
	°	m	kg	kg	°	m	kg	kg	°	m	kg	kg	
19,8	72,6	107,0	161 400 c	267 700 c									19,8
20,0	72,3	107,0	159 600 c	264 900 c									20,0
22,0	68,4	106,2	142 100 c	236 400 c									22,0
24,0	64,4	105,2	127 500 b	213 000 b	69,5	106,1	118 400 b	205 900 b					24,0
26,0	60,3	104,0	115 300 b	193 500 b	65,6	105,2	106 900 b	186 900 b					26,0
28,0	55,9	102,7	105 000	177 200	61,5	104,1	97 300 b	171 200 b					28,0
30,0	51,4	101,1	96 000	163 200	57,2	102,8	88 900	157 600	65,2	104,5	78 200 b	149 400 b	30,0
32,0	46,4	99,2	88 100	151 000	52,7	101,3	81 500	145 800	61,1	103,4	71 600 b	138 100 b	32,0
34,0	41,0	96,9	81 300	140 400	47,9	99,5	75 100	135 600	56,8	102,0	65 800	128 400	34,0
36,0	34,8	94,1	75 100	131 000	42,6	97,3	69 400	126 500	52,3	100,5	60 700	119 800	36,0
38,0	27,4	90,4	69 500	122 600	36,7	94,7	64 200	118 400	47,5	98,7	56 100	112 100	38,0
40,0					29,7	91,3	59 500	111 200	42,1	96,5	51 900	105 300	40,0
42,0					20,4	86,5	55 100	104 600	36,2	93,8	48 100	99 100	42,0
44,0									29,0	90,4	44 600	93 400	44,0
46,0									19,4	85,4	41 200	88 200	46,0
48,0													48,0
50,0													50,0
52,0													52,0
54,0													54,0
56,0													56,0
58,0													58,0
60,0													60,0
62,0													62,0
64,0													64,0

MLC650 VPC-MAX S-1

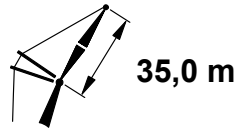
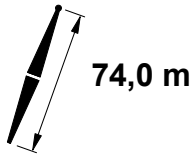
ASME B30.5



m	75°				70°				65°			
	°	m	kg	kg	°	m	kg	kg	°	m	kg	m
19,8												19,8
20,0												20,0
22,0												22,0
24,0												24,0
26,0												26,0
28,0												28,0
30,0												30,0
32,0												32,0
34,0												34,0
36,0												36,0
38,0	61,8	102,1	42 500	101 700								38,0
40,0	57,5	100,8	39 100	95 400								40,0
42,0	53,0	99,3	36 100	89 800								42,0
44,0	48,2	97,5	33 300	84 700								44,0
46,0	43,0	95,3	30 700	80 000	57,8	98,9	19 900	71 800				46,0
48,0	37,1	92,7	28 300	75 700	53,3	97,4	18 100	67 900				48,0
50,0	30,2	89,4	26 000	71 700	48,6	95,6	16 400	64 300				50,0
52,0	21,2	84,8	23 800	68 000	43,4	93,5	14 700	61 000				52,0
54,0					37,6	90,9	13 200	57 900	53,2	94,8	51 300	54,0
56,0					30,8	87,7	11 700	55 000	48,4	93,0	48 700	56,0
58,0					21,9	83,2	10 200	52 300	43,2	90,9	46 300	58,0
60,0									37,4	88,3	44 000	60,0
62,0									30,6	85,0	41 900	62,0
64,0									21,7	80,5	39 800	64,0

MLC650 VPC-MAX S-1

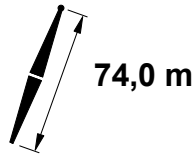
ASME B30.5



m	85°				83°				80°				m
	°	m	kg	kg	°	m	kg	kg	°	m	kg	kg	
19,8	74,2	110,2	160 100 c	259 500 c									19,8
20,0	73,8	110,2	158 400 c	257 500 c									20,0
22,0	70,3	109,4	140 900 b	235 000 b									22,0
24,0	66,8	108,5	126 400 b	211 600 b									24,0
26,0	63,1	107,5	114 100 b	192 200 b	67,8	108,5	105 600 b	185 600 b					26,0
28,0	59,3	106,3	103 900	176 000	64,2	107,5	96 000 b	170 000 b					28,0
30,0	55,3	104,9	95 000	162 100	60,4	106,4	87 700	156 400	67,5	107,8	76 800 b	148 100 b	30,0
32,0	51,1	103,3	87 100	149 900	56,4	105,0	80 400	144 700	63,8	106,8	70 200	136 900	32,0
34,0	46,6	101,4	80 400	139 400	52,3	103,5	74 000	134 500	60,1	105,6	64 500	127 200	34,0
36,0	41,7	99,2	74 300	130 100	47,9	101,7	68 300	125 500	56,1	104,3	59 500	118 700	36,0
38,0	36,2	96,5	68 800	121 800	43,1	99,5	63 200	117 500	51,9	102,7	54 900	111 000	38,0
40,0	29,8	93,1	63 800	114 400	37,8	97,0	58 600	110 300	47,5	100,9	50 800	104 200	40,0
42,0	21,6	88,5	59 200	107 600	31,7	93,9	54 400	103 800	42,7	98,7	47 100	98 100	42,0
44,0					24,2	89,7	50 500	97 900	37,4	96,1	43 600	92 500	44,0
46,0									31,2	93,0	40 400	87 400	46,0
48,0									23,5	88,7	37 400	82 700	48,0
50,0									10,7	81,2	34 300	78 200	50,0
52,0													52,0
54,0													54,0
56,0													56,0
58,0													58,0
60,0													60,0
62,0													62,0
64,0													64,0
66,0													66,0
68,0													68,0

MLC650 VPC-MAX S-1

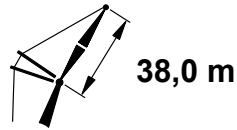
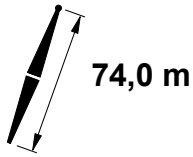
ASME B30.5



m	75°				70°				65°			
	°	m	kg	kg	°	m	kg	kg	°	m	kg	m
19,8												19,8
20,0												20,0
22,0												22,0
24,0												24,0
26,0												26,0
28,0												28,0
30,0												30,0
32,0												32,0
34,0												34,0
36,0												36,0
38,0												38,0
40,0	60,6	104,3	37 700	94 200								40,0
42,0	56,7	103,0	34 700	88 600								42,0
44,0	52,6	101,5	31 900	83 500								44,0
46,0	48,2	99,7	29 400	78 900								46,0
48,0	43,4	97,6	27 100	74 700	57,0	101,1	16 600	66 700				48,0
50,0	38,2	95,1	24 900	70 700	52,9	99,6	14 900	63 100				50,0
52,0	32,2	92,0	22 800	67 100	48,5	97,8	13 300	59 900				52,0
54,0	24,8	88,0	20 800	63 700	43,8	95,7	11 900	56 800				54,0
56,0	13,5	81,4	18 800	60 500	38,6	93,3	10 500	54 000				56,0
58,0					32,7	90,2		51 400	48,4	95,2	45 100	58,0
60,0					25,4	86,3		48 900	43,7	93,1	42 900	60,0
62,0					14,7	80,1		46 400	38,4	90,6	40 900	62,0
64,0									32,5	87,6	38 900	64,0
66,0									25,2	83,6	37 000	66,0
68,0									14,3	77,2	35 100	68,0

MLC650 VPC-MAX S-1

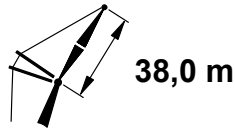
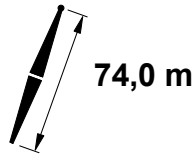
ASME B30.5



		85°				83°				80°					
		11,8 m		18,3 m		11,8 m		18,3 m		11,8 m		18,3 m			
m	°	m	kg	kg	°	m	kg	kg	°	m	kg	kg	m		
21,3	73,0	112,9	172 700 b	230 100 b										21,3	
22,0	72,0	112,7	166 600 b	227 200 b										22,0	
24,0	68,7	111,9	149 800 b	211 200 b										24,0	
26,0	65,4	110,9	135 700 b	191 900 b	69,7	111,8	127 100 b	185 200 b						26,0	
28,0	62,0	109,8	123 900	175 800	66,4	110,9	115 900 b	169 700 b						28,0	
30,0	58,4	108,6	113 600	161 900	63,0	109,9	106 200	156 200						30,0	
32,0	54,8	107,2	104 600	149 800	59,5	108,7	97 700	144 500	66,1	110,2	87 400	136 700		32,0	
34,0	50,9	105,6	96 800	139 300	55,8	107,3	90 300	134 400	62,7	109,1	80 700	127 100		34,0	
36,0	46,7	103,7	89 800	130 100	52,0	105,7	83 800	125 400	59,2	107,9	74 700	118 600		36,0	
38,0	42,3	101,5	83 500	121 800	47,9	103,9	77 800	117 400	55,5	106,6	69 300	110 900		38,0	
40,0	37,3	98,9	77 900	114 400	43,6	101,8	72 600	110 300	51,7	105,0	64 500	104 200		40,0	
42,0	31,7	95,8	72 800	107 800	38,8	99,4	67 800	103 900	47,6	103,1	60 200	98 100		42,0	
44,0	24,9	91,7	68 000	101 700	33,4	96,4	63 300	98 000	43,2	101,0	56 200	92 500		44,0	
46,0					27,0	92,7	59 300	92 700	38,4	98,5	52 600	87 500		46,0	
48,0					18,5	87,4	55 400	87 800	32,9	95,5	49 200	82 900		48,0	
50,0									26,4	91,7	46 000	78 600		50,0	
52,0									17,6	86,2	42 900	74 600		52,0	
54,0														54,0	
56,0														56,0	
58,0														58,0	
60,0														60,0	
62,0														62,0	
64,0														64,0	
66,0														66,0	
68,0														68,0	

MLC650 VPC-MAX S-1

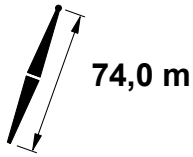
ASME B30.5



m	75°				70°				65°			
	°	m	kg	kg	°	m	kg	kg	°	m	kg	m
21,3												21,3
22,0												22,0
24,0												24,0
26,0												26,0
28,0												28,0
30,0												30,0
32,0												32,0
34,0												34,0
36,0												36,0
38,0												38,0
40,0	63,2	107,8	51 300	94 100								40,0
42,0	59,7	106,6	47 600	88 500								42,0
44,0	56,1	105,3	44 300	83 500								44,0
46,0	52,3	103,7	41 200	78 900								46,0
48,0	48,2	101,9	38 400	74 700								48,0
50,0	43,9	99,9	35 800	70 800	56,3	103,4	25 700	63 100				50,0
52,0	39,1	97,5	33 400	67 200	52,5	101,8	23 700	59 800				52,0
54,0	33,8	94,5	31 200	63 900	48,5	100,1	21 900	56 900				54,0
56,0	27,5	90,9	29 000	60 800	44,2	98,0	20 200	54 100				56,0
58,0	19,2	85,7	26 900	57 800	39,5	95,6	18 600	51 500	52,4	99,2	45 100	58,0
60,0					34,2	92,7	17 000	49 000	48,4	97,5	43 000	60,0
62,0					28,0	89,1	15 500	46 700	44,1	95,4	40 900	62,0
64,0					19,9	84,2	14 100	44 500	39,4	93,0	39 000	64,0
66,0									34,1	90,1	37 100	66,0
68,0									27,8	86,5	35 400	68,0

MLC650 VPC-MAX S-1

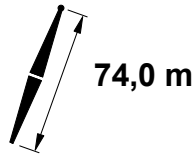
ASME B30.5



m	85°				83°				80°				m
	°	m	kg	kg	°	m	kg	kg	°	m	kg	kg	
21,3	74,3	116,0	171 500 b	222 800 b									21,3
22,0	73,4	115,8	165 400 b	221 700 b									22,0
24,0	70,4	115,1	148 700 b	209 400 b									24,0
26,0	67,3	114,2	134 600	190 600	71,2	115,0	125 800 b	183 900 b					26,0
28,0	64,2	113,3	122 800	174 600	68,2	114,2	114 600	168 400					28,0
30,0	61,0	112,1	112 500	160 800	65,1	113,2	105 000	155 000					30,0
32,0	57,7	110,9	103 500	148 700	62,0	112,2	96 500	143 300	68,0	113,5	86 000	135 400	32,0
34,0	54,3	109,4	95 700	138 300	58,7	110,9	89 200	133 300	64,9	112,5	79 400	125 900	34,0
36,0	50,6	107,8	88 800	129 100	55,3	109,5	82 600	124 400	61,7	111,4	73 400	117 400	36,0
38,0	46,8	105,9	82 500	120 800	51,7	108,0	76 700	116 400	58,4	110,2	68 100	109 800	38,0
40,0	42,7	103,7	77 000	113 500	47,9	106,1	71 500	109 300	55,0	108,8	63 300	103 100	40,0
42,0	38,2	101,2	71 900	106 900	43,9	104,1	66 700	102 900	51,4	107,2	59 000	97 000	42,0
44,0	33,2	98,2	67 200	100 900	39,6	101,7	62 400	97 100	47,6	105,4	55 000	91 500	44,0
46,0	27,3	94,5	63 000	95 400	34,7	98,9	58 400	91 800	43,6	103,3	51 400	86 500	46,0
48,0	19,8	89,5	58 900	90 400	29,1	95,4	54 700	87 000	39,2	100,8	48 100	81 900	48,0
50,0					22,2	90,9	51 200	82 500	34,3	98,0	45 000	77 700	50,0
52,0									28,6	94,4	42 100	73 800	52,0
54,0									21,5	89,8	39 400	70 200	54,0
56,0													56,0
58,0													58,0
60,0													60,0
62,0													62,0
64,0													64,0
66,0													66,0
68,0													68,0
72,0													72,0

MLC650 VPC-MAX S-1

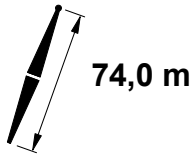
ASME B30.5



m	75°				70°				65°			
	°	m	kg	kg	°	m	kg	kg	°	m	kg	m
21,3												21,3
22,0												22,0
24,0												24,0
26,0												26,0
28,0												28,0
30,0												30,0
32,0												32,0
34,0												34,0
36,0												36,0
38,0												38,0
40,0												40,0
42,0	62,2	110,1	46 200	87 300								42,0
44,0	58,9	108,9	42 900	82 300								44,0
46,0	55,5	107,5	39 900	77 700								46,0
48,0	51,9	106,0	37 100	73 600								48,0
50,0	48,2	104,2	34 600	69 700								50,0
52,0	44,2	102,1	32 200	66 200	55,7	105,6	22 200	58 700				52,0
54,0	39,9	99,7	30 000	62 900	52,2	104,1	20 500	55 700				54,0
56,0	35,1	97,0	27 900	59 900	48,5	102,3	18 800	53 000				56,0
58,0	29,5	93,5	25 900	57 000	44,5	100,3	17 200	50 400				58,0
60,0	22,7	89,1	24 000	54 300	40,2	97,9	15 700	48 000	52,1	101,5	41 800	60,0
62,0	12,4	82,0	22 000	51 700	35,4	95,1	14 300	45 700	48,4	99,7	39 800	62,0
64,0					30,0	91,8	13 000	43 600	44,4	97,6	37 900	64,0
66,0					23,3	87,5	11 600	41 600	40,1	95,3	36 100	66,0
68,0					13,4	80,7	10 200	39 500	35,3	92,5	34 400	68,0
72,0									23,1	84,8	31 200	72,0

MLC650 VPC-MAX S-1

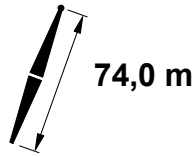
ASME B30.5



m	85°				83°				80°				m
	°	m	kg	kg	°	m	kg	kg	°	m	kg	kg	
22,9	73,4	118,7	156 800 b	206 300 b									22,9
24,0	71,8	118,3	147 800	205 000									24,0
26,0	69,0	117,5	133 700	189 600	72,6	118,2	124 900	182 800					26,0
28,0	66,1	116,6	121 900	173 600	69,8	117,5	113 800	167 400					28,0
30,0	63,2	115,6	111 700	159 900	67,0	116,6	104 100	154 100					30,0
32,0	60,2	114,4	102 700	147 800	64,1	115,6	95 700	142 500	69,6	116,7	85 100	134 500	32,0
34,0	57,1	113,1	95 000	137 500	61,1	114,5	88 300	132 500	66,7	115,9	78 400	125 000	34,0
36,0	53,9	111,7	88 100	128 300	58,0	113,2	81 800	123 600	63,8	114,9	72 500	116 500	36,0
38,0	50,5	110,0	81 800	120 100	54,8	111,8	76 000	115 600	60,8	113,8	67 200	109 000	38,0
40,0	46,9	108,2	76 300	112 800	51,5	110,2	70 800	108 600	57,7	112,5	62 500	102 300	40,0
42,0	43,1	106,0	71 300	106 200	48,0	108,4	66 000	102 200	54,5	111,1	58 200	96 300	42,0
44,0	39,0	103,6	66 700	100 200	44,3	106,4	61 700	96 400	51,2	109,4	54 200	90 800	44,0
46,0	34,5	100,7	62 500	94 800	40,2	104,0	57 800	91 200	47,7	107,6	50 700	85 800	46,0
48,0	29,3	97,3	58 600	89 800	35,8	101,3	54 100	86 400	43,9	105,6	47 400	81 300	48,0
50,0	23,0	92,9	54 900	85 200	30,9	98,0	50 700	82 000	39,9	103,2	44 400	77 100	50,0
52,0					25,0	94,0	47 600	77 900	35,5	100,4	41 500	73 200	52,0
54,0					17,1	88,3	44 500	74 000	30,4	97,1	38 900	69 600	54,0
56,0									24,4	93,0	36 400	66 300	56,0
58,0													58,0
60,0													60,0
62,0													62,0
64,0													64,0
66,0													66,0
68,0													68,0
72,0													72,0
76,0													76,0

MLC650 VPC-MAX S-1

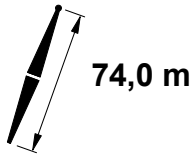
ASME B30.5



m	75°				70°				65°			
	°	m	kg	kg	°	m	kg	kg	°	m	kg	m
22,9												22,9
24,0												24,0
26,0												26,0
28,0												28,0
30,0												30,0
32,0												32,0
34,0												34,0
36,0												36,0
38,0												38,0
40,0												40,0
42,0												42,0
44,0	61,3	112,5	41 900	81 500								44,0
46,0	58,2	111,2	38 900	76 900								46,0
48,0	55,0	109,8	36 200	72 800								48,0
50,0	51,7	108,2	33 700	69 000								50,0
52,0	48,2	106,4	31 300	65 500	58,4	109,3	21 300	57 900				52,0
54,0	44,5	104,4	29 200	62 200	55,3	107,9	19 500	54 900				54,0
56,0	40,5	102,1	27 100	59 200	52,0	106,3	17 900	52 200				56,0
58,0	36,2	99,4	25 200	56 400	48,5	104,5	16 300	49 700				58,0
60,0	31,2	96,2	23 400	53 700	44,8	102,5	14 900	47 300				60,0
62,0	25,4	92,2	21 600	51 200	40,8	100,2	13 500	45 100	51,9	103,7	39 000	62,0
64,0	17,7	86,6	19 900	48 900	36,5	97,6	12 200	43 000	48,4	101,9	37 100	64,0
66,0					31,6	94,4	11 000	41 000	44,7	99,9	35 400	66,0
68,0					25,9	90,5	9 700	39 100	40,7	97,6	33 700	68,0
72,0									31,5	91,8	30 600	72,0
76,0									18,2	82,4	27 700	76,0

MLC650 VPC-MAX S-1

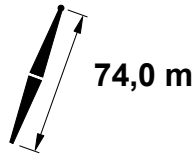
ASME B30.5



m	85°				83°				80°				m
	°	m	kg	kg	°	m	kg	kg	°	m	kg	kg	
22,9	74,4	121,8	155 600 b	191 100 b									22,9
24,0	73,0	121,5	146 600	191 100									24,0
26,0	70,4	120,7	132 600	188 300									26,0
28,0	67,8	119,9	120 800	172 500	71,1	120,7	112 500	166 200					28,0
30,0	65,1	119,0	110 600	158 700	68,5	119,9	102 900	152 900					30,0
32,0	62,3	117,9	101 600	146 800	65,8	118,9	94 400	141 300					32,0
34,0	59,5	116,7	93 900	136 500	63,1	117,9	87 100	131 400	68,3	119,2	77 100	123 800	34,0
36,0	56,5	115,4	87 000	127 300	60,3	116,8	80 700	122 500	65,6	118,2	71 200	115 400	36,0
38,0	53,5	113,9	80 800	119 100	57,4	115,5	74 800	114 600	62,9	117,2	65 900	107 900	38,0
40,0	50,3	112,2	75 300	111 900	54,4	114,0	69 600	107 600	60,0	116,0	61 200	101 200	40,0
42,0	47,0	110,4	70 300	105 300	51,3	112,4	64 900	101 300	57,1	114,7	56 900	95 200	42,0
44,0	43,5	108,3	65 700	99 400	48,0	110,6	60 600	95 500	54,1	113,3	53 000	89 800	44,0
46,0	39,7	105,9	61 500	94 000	44,5	108,6	56 700	90 300	51,0	111,7	49 500	84 800	46,0
48,0	35,5	103,1	57 700	89 000	40,8	106,3	53 100	85 500	47,7	109,8	46 200	80 300	48,0
50,0	30,9	99,9	54 200	84 500	36,7	103,7	49 800	81 100	44,2	107,8	43 200	76 100	50,0
52,0	25,4	95,9	50 800	80 200	32,3	100,6	46 700	77 100	40,5	105,5	40 400	72 300	52,0
54,0	18,3	90,4	47 700	76 300	27,1	96,8	43 800	73 300	36,4	102,8	37 900	68 700	54,0
56,0					20,6	91,9	41 000	69 800	31,9	99,7	35 400	65 400	56,0
58,0									26,6	95,8	33 100	62 300	58,0
60,0									20,0	90,8	30 900	59 400	60,0
62,0													62,0
64,0													64,0
66,0													66,0
68,0													68,0
72,0													72,0
76,0													76,0
80,0													80,0

MLC650 VPC-MAX S-1

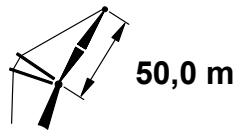
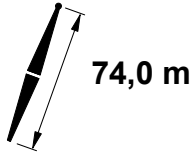
ASME B30.5



m	75°				70°				65°			m
	°	m	kg	kg	°	m	kg	kg	°	m	kg	
22,9												22,9
24,0												24,0
26,0												26,0
28,0												28,0
30,0												30,0
32,0												32,0
34,0												34,0
36,0												36,0
38,0												38,0
40,0												40,0
42,0												42,0
44,0												44,0
46,0	60,5	114,7	37 500	75 800								46,0
48,0	57,6	113,5	34 800	71 700								48,0
50,0	54,6	112,0	32 300	67 900								50,0
52,0	51,5	110,4	30 000	64 400								52,0
54,0	48,2	108,6	27 900	61 200	57,8	111,5	18 000	53 800				54,0
56,0	44,7	106,6	25 900	58 200	54,8	110,1	16 400	51 100				56,0
58,0	41,0	104,4	24 000	55 400	51,7	108,5	14 900	48 600				58,0
60,0	37,0	101,7	22 200	52 800	48,4	106,8	13 500	46 200				60,0
62,0	32,6	98,7	20 600	50 300	45,0	104,8	12 200	44 000				62,0
64,0	27,4	95,0	18 900	48 000	41,3	102,5	10 900	41 900	51,6	105,9	36 000	64,0
66,0	21,1	90,2	17 400	45 800	37,3	99,9	9 700	40 000	48,4	104,2	34 200	66,0
68,0	11,4	82,5	15 700	43 600	32,9	96,9		38 100	44,9	102,1	32 600	68,0
72,0					21,6	88,6		34 700	37,2	97,3	29 600	72,0
76,0									27,7	90,6	26 800	76,0
80,0									12,1	78,4	24 100	80,0

MLC650 VPC-MAX S-1

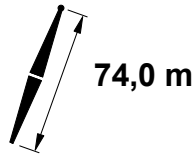
ASME B30.5



m	85°				83°				80°				m
	°	m	kg	kg	°	m	kg	kg	°	m	kg	kg	
24,4	73,6	124,5	143 300	177 300									24,4
26,0	71,6	123,9	132 300	177 100									26,0
28,0	69,2	123,2	120 500	171 900									28,0
30,0	66,7	122,3	110 300	158 200	69,9	123,1	102 500	152 400					30,0
32,0	64,1	121,3	101 400	146 300	67,4	122,2	94 100	140 800					32,0
34,0	61,5	120,2	93 600	136 100	64,8	121,3	86 800	130 900					34,0
36,0	58,8	119,0	86 800	126 900	62,3	120,2	80 400	122 100	67,2	121,5	70 800	114 900	36,0
38,0	56,0	117,6	80 600	118 800	59,6	119,0	74 500	114 200	64,6	120,6	65 500	107 400	38,0
40,0	53,2	116,1	75 100	111 500	56,8	117,7	69 400	107 200	62,0	119,5	60 800	100 800	40,0
42,0	50,2	114,5	70 100	105 000	54,0	116,3	64 700	100 900	59,4	118,3	56 600	94 800	42,0
44,0	47,1	112,6	65 500	99 100	51,1	114,6	60 400	95 200	56,6	117,0	52 700	89 400	44,0
46,0	43,8	110,5	61 400	93 700	48,0	112,8	56 500	90 000	53,8	115,5	49 200	84 500	46,0
48,0	40,2	108,2	57 600	88 800	44,7	110,8	52 900	85 200	50,8	113,9	46 000	80 000	48,0
50,0	36,4	105,5	54 100	84 200	41,3	108,6	49 600	80 900	47,7	112,1	43 000	75 800	50,0
52,0	32,2	102,4	50 800	80 100	37,5	106,0	46 600	76 800	44,4	110,0	40 200	72 000	52,0
54,0	27,3	98,6	47 800	76 200	33,4	103,0	43 700	73 100	41,0	107,7	37 700	68 500	54,0
56,0	21,4	93,9	44 900	72 600	28,8	99,5	41 100	69 600	37,2	105,1	35 300	65 200	56,0
58,0					23,2	95,1	38 500	66 400	33,1	102,1	33 000	62 100	58,0
60,0					15,8	88,9	36 100	63 300	28,3	98,5	30 900	59 300	60,0
62,0									22,7	94,0	28 800	56 600	62,0
64,0									15,0	87,6	26 800	54 000	64,0
66,0													66,0
68,0													68,0
72,0													72,0
76,0													76,0
80,0													80,0

MLC650 VPC-MAX S-1

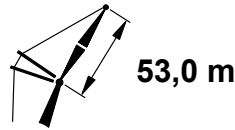
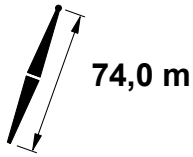
ASME B30.5



m	75°				70°				65°			
	°	m	kg	kg	°	m	kg	kg	°	m	kg	m
24,4												24,4
26,0												26,0
28,0												28,0
30,0												30,0
32,0												32,0
34,0												34,0
36,0												36,0
38,0												38,0
40,0												40,0
42,0												42,0
44,0												44,0
46,0	62,4	118,2	37 100	75 400								46,0
48,0	59,8	117,0	34 400	71 300								48,0
50,0	57,0	115,7	31 900	67 500								50,0
52,0	54,2	114,3	29 700	64 000								52,0
54,0	51,3	112,7	27 500	60 800								54,0
56,0	48,2	110,9	25 600	57 900	57,2	113,8	16 000	50 700				56,0
58,0	44,9	108,9	23 700	55 100	54,4	112,3	14 500	48 200				58,0
60,0	41,5	106,6	22 000	52 500	51,5	110,8	13 100	45 900				60,0
62,0	37,8	104,1	20 300	50 100	48,4	109,0	11 800	43 700				62,0
64,0	33,7	101,1	18 800	47 800	45,2	107,0	10 600	41 600	54,3	109,8	35 600	64,0
66,0	29,1	97,6	17 300	45 700	41,8	104,8		39 700	51,4	108,2	33 900	66,0
68,0	23,6	93,3	15 800	43 600	38,1	102,2		37 900	48,3	106,4	32 200	68,0
72,0					29,5	95,9		34 500	41,7	102,1	29 200	72,0
76,0					17,0	85,8		31 400	33,9	96,7	26 500	76,0
80,0									23,9	89,0	24 000	80,0

MLC650 VPC-MAX S-1

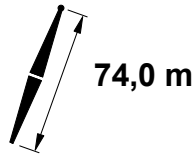
ASME B30.5



m	85°				83°				80°				m
	°	m	kg	kg	°	m	kg	kg	°	m	kg	kg	
24,4	74,6	127,6	142 100	164 200									24,4
26,0	72,7	127,1	131 100	164 200									26,0
28,0	70,4	126,4	119 400	163 800									28,0
30,0	68,1	125,6	109 200	157 000	71,1	126,3	101 300	151 200					30,0
32,0	65,7	124,7	100 200	145 200	68,8	125,5	92 900	139 700					32,0
34,0	63,3	123,7	92 500	135 000	66,4	124,6	85 600	129 800					34,0
36,0	60,8	122,5	85 700	125 900	64,0	123,7	79 200	121 000	68,6	124,8	69 500	113 800	36,0
38,0	58,3	121,3	79 500	117 800	61,5	122,6	73 400	113 200	66,2	123,9	64 200	106 300	38,0
40,0	55,6	119,9	74 000	110 600	59,0	121,4	68 200	106 200	63,8	122,9	59 500	99 700	40,0
42,0	52,9	118,4	69 100	104 100	56,4	120,0	63 500	99 900	61,3	121,8	55 300	93 800	42,0
44,0	50,1	116,7	64 500	98 200	53,7	118,5	59 300	94 200	58,8	120,6	51 500	88 300	44,0
46,0	47,1	114,9	60 400	92 800	50,9	116,9	55 400	89 000	56,2	119,3	48 000	83 400	46,0
48,0	44,0	112,8	56 600	87 900	48,0	115,1	51 900	84 300	53,5	117,8	44 800	79 000	48,0
50,0	40,7	110,5	53 100	83 400	44,9	113,1	48 600	80 000	50,7	116,1	41 800	74 800	50,0
52,0	37,2	107,9	49 900	79 200	41,7	110,9	45 600	76 000	47,8	114,3	39 100	71 000	52,0
54,0	33,3	104,9	46 900	75 400	38,2	108,4	42 800	72 300	44,7	112,3	36 500	67 500	54,0
56,0	28,9	101,4	44 100	71 800	34,5	105,5	40 100	68 800	41,4	110,1	34 200	64 300	56,0
58,0	23,8	97,1	41 400	68 500	30,2	102,2	37 700	65 600	37,9	107,5	31 900	61 200	58,0
60,0	17,2	91,3	38 900	65 400	25,4	98,1	35 300	62 600	34,1	104,6	29 900	58 400	60,0
62,0					19,3	92,9	33 100	59 800	29,9	101,2	27 900	55 800	62,0
64,0					9,8	84,3	30 800	57 000	24,9	97,1	26 000	53 300	64,0
66,0									18,7	91,7	24 200	50 900	66,0
68,0													68,0
72,0													72,0
76,0													76,0
80,0													80,0
84,0													84,0

MLC650 VPC-MAX S-1

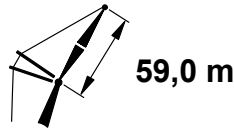
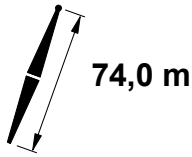
ASME B30.5



m	75°				70°				65°			
	°	m	kg	kg	°	m	kg	kg	°	m	kg	m
24,4												24,4
26,0												26,0
28,0												28,0
30,0												30,0
32,0												32,0
34,0												34,0
36,0												36,0
38,0												38,0
40,0												40,0
42,0												42,0
44,0												44,0
46,0	64,1	121,6	35 700	74 200								46,0
48,0	61,7	120,5	33 000	70 200								48,0
50,0	59,2	119,3	30 600	66 400								50,0
52,0	56,6	118,0	28 300	63 000								52,0
54,0	53,9	116,5	26 200	59 800								54,0
56,0	51,1	114,9	24 300	56 800								56,0
58,0	48,2	113,1	22 400	54 100	56,8	116,1	13 100	47 100				58,0
60,0	45,2	111,1	20 700	51 500	54,1	114,6	11 700	44 800				60,0
62,0	41,9	108,9	19 100	49 100	51,3	113,0	10 400	42 600				62,0
64,0	38,5	106,4	17 600	46 900	48,4	111,2	9 200	40 600				64,0
66,0	34,7	103,6	16 100	44 700	45,4	109,3		38 600	54,0	112,0	32 700	66,0
68,0	30,5	100,3	14 800	42 700	42,2	107,1		36 900	51,2	110,4	31 100	68,0
72,0	19,8	91,2	12 100	39 000	35,0	101,8		33 500	45,3	106,7	28 200	72,0
76,0					26,1	94,6		30 500	38,6	102,0	25 500	76,0
80,0					11,6	81,8		27 600	30,7	95,9	23 100	80,0
84,0									20,1	86,9	20 800	84,0

MLC650 VPC-MAX S-1

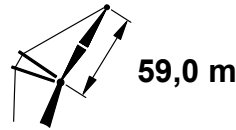
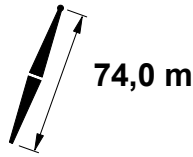
ASME B30.5



m	85°				83°				80°				m
	°	m	kg	kg	°	m	kg	kg	°	m	kg	kg	
25,9	74,6	133,4	130 100	141 400									25,9
26,0	74,5	133,4	129 500	141 400									26,0
28,0	72,5	132,8	117 800	141 300									28,0
30,0	70,4	132,1	107 700	140 900									30,0
32,0	68,3	131,3	98 800	140 300	71,0	132,0	91 200	138 000					32,0
34,0	66,2	130,4	91 100	133 500	68,9	131,2	84 000	128 200					34,0
36,0	64,0	129,4	84 300	124 500	66,8	130,3	77 600	119 500					36,0
38,0	61,8	128,3	78 100	116 400	64,7	129,4	71 800	111 700					38,0
40,0	59,6	127,1	72 600	109 300	62,5	128,3	66 700	104 800	66,6	129,6	57 800	98 200	40,0
42,0	57,3	125,8	67 700	102 800	60,2	127,2	62 100	98 600	64,5	128,7	53 600	92 300	42,0
44,0	54,9	124,4	63 200	96 900	57,9	125,9	57 800	92 900	62,3	127,6	49 800	86 900	44,0
46,0	52,4	122,9	59 100	91 600	55,6	124,5	54 000	87 700	60,0	126,4	46 300	82 000	46,0
48,0	49,9	121,2	55 400	86 700	53,2	123,0	50 500	83 100	57,7	125,2	43 200	77 600	48,0
50,0	47,3	119,3	51 900	82 200	50,6	121,4	47 200	78 700	55,4	123,8	40 200	73 500	50,0
52,0	44,5	117,3	48 700	78 100	48,0	119,6	44 200	74 800	52,9	122,3	37 500	69 700	52,0
54,0	41,6	115,1	45 800	74 300	45,3	117,6	41 500	71 100	50,4	120,6	35 000	66 300	54,0
56,0	38,5	112,6	43 000	70 800	42,4	115,4	38 900	67 700	47,8	118,8	32 700	63 000	56,0
58,0	35,1	109,8	40 400	67 500	39,4	113,0	36 500	64 500	45,1	116,8	30 500	60 000	58,0
60,0	31,5	106,6	38 000	64 400	36,1	110,3	34 200	61 600	42,2	114,6	28 500	57 200	60,0
62,0	27,3	102,8	35 700	61 600	32,5	107,2	32 100	58 800	39,1	112,2	26 600	54 600	62,0
64,0	22,5	98,2	33 500	58 800	28,6	103,7	30 100	56 200	35,8	109,4	24 800	52 200	64,0
66,0	16,2	92,1	31 400	56 300	24,0	99,4	28 100	53 700	32,2	106,3	23 100	49 900	66,0
68,0					18,2	93,8	26 300	51 400	28,2	102,7	21 400	47 700	68,0
72,0									17,7	92,6	18 300	43 600	72,0
76,0													76,0
80,0													80,0
84,0													84,0
88,0													88,0

MLC650 VPC-MAX S-1

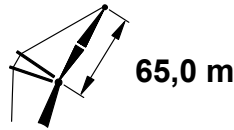
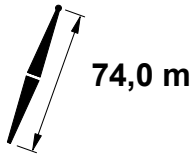
ASME B30.5



m	75°				70°			65°			m
	°	m	kg	kg	°	m	kg	°	m	kg	
25,9											25,9
26,0											26,0
28,0											28,0
30,0											30,0
32,0											32,0
34,0											34,0
36,0											36,0
38,0											38,0
40,0											40,0
42,0											42,0
44,0											44,0
46,0											46,0
48,0											48,0
50,0	62,6	126,3	28 700	64 900							50,0
52,0	60,4	125,1	26 500	61 500							52,0
54,0	58,1	123,9	24 400	58 300							54,0
56,0	55,7	122,5	22 500	55 400							56,0
58,0	53,3	121,0	20 700	52 700							58,0
60,0	50,8	119,4	19 100	50 200	58,3	122,0	43 200				60,0
62,0	48,2	117,6	17 500	47 800	55,9	120,6	41 100				62,0
64,0	45,5	115,6	16 000	45 600	53,5	119,1	39 100				64,0
66,0	42,6	113,5	14 600	43 500	51,0	117,5	37 200				66,0
68,0	39,6	111,1	13 300	41 500	48,4	115,7	35 500				68,0
72,0	32,8	105,3	10 800	37 900	42,8	111,6	32 200	50,9	114,9	26 700	72,0
76,0	24,3	97,6		34 600	36,6	106,6	29 300	45,6	111,2	24 100	76,0
80,0					29,2	100,1	26 600	39,7	106,6	21 700	80,0
84,0					19,1	90,6	24 200	33,0	100,9	19 600	84,0
88,0								24,5	93,2	17 600	88,0

MLC650 VPC-MAX S-1

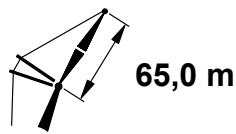
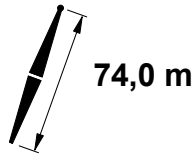
ASME B30.5



m	85°				83°				80°				m
	°	m	kg	kg	°	m	kg	kg	°	m	kg	kg	
27,4	74,7	139,3	119 400	121 300									27,4
28,0	74,2	139,1	116 300	121 300									28,0
30,0	72,3	138,5	106 200	121 200									30,0
32,0	70,4	137,7	97 300	120 900	72,8	138,3	89 600	120 100					32,0
34,0	68,5	136,9	89 700	120 400	71,0	137,6	82 400	120 100					34,0
36,0	66,6	136,1	82 800	119 900	69,1	136,9	76 000	117 300					36,0
38,0	64,7	135,1	76 700	115 000	67,2	136,0	70 300	110 200					38,0
40,0	62,7	134,1	71 300	107 900	65,2	135,1	65 200	103 400	68,9	136,2	56 100	96 600	40,0
42,0	60,7	132,9	66 300	101 500	63,3	134,1	60 600	97 200	67,0	135,3	51 900	90 800	42,0
44,0	58,6	131,7	61 800	95 600	61,2	133,0	56 300	91 500	65,1	134,4	48 100	85 400	44,0
46,0	56,5	130,4	57 800	90 300	59,2	131,8	52 500	86 400	63,1	133,4	44 700	80 600	46,0
48,0	54,3	128,9	54 000	85 500	57,1	130,5	49 000	81 800	61,1	132,2	41 600	76 200	48,0
50,0	52,1	127,4	50 600	81 100	54,9	129,0	45 800	77 500	59,0	131,0	38 600	72 100	50,0
52,0	49,7	125,7	47 400	77 000	52,7	127,5	42 800	73 500	56,9	129,7	36 000	68 400	52,0
54,0	47,4	123,8	44 500	73 200	50,4	125,9	40 100	69 900	54,7	128,3	33 500	65 000	54,0
56,0	44,9	121,8	41 800	69 700	48,0	124,1	37 500	66 500	52,5	126,8	31 200	61 800	56,0
58,0	42,2	119,6	39 200	66 400	45,6	122,1	35 100	63 300	50,2	125,1	29 000	58 800	58,0
60,0	39,5	117,2	36 900	63 400	43,0	120,0	32 900	60 400	47,8	123,3	27 000	56 000	60,0
62,0	36,5	114,5	34 600	60 500	40,3	117,6	30 800	57 700	45,4	121,3	25 200	53 400	62,0
64,0	33,4	111,6	32 500	57 800	37,4	115,0	28 900	55 100	42,8	119,2	23 400	51 000	64,0
66,0	29,9	108,2	30 500	55 300	34,3	112,1	27 000	52 700	40,1	116,8	21 700	48 700	66,0
68,0	26,0	104,2	28 600	53 000	30,9	108,9	25 200	50 400	37,2	114,2	20 100	46 600	68,0
72,0	15,4	92,9	25 000	48 600	22,8	100,5	21 900	46 200	30,6	107,9	17 200	42 600	72,0
76,0					8,7	85,1	18 700	42 300	22,4	99,5	14 500	39 000	76,0
80,0													80,0
84,0													84,0
88,0													88,0
92,0													92,0
96,0													96,0

MLC650 VPC-MAX S-1

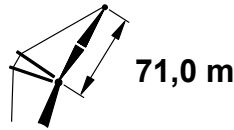
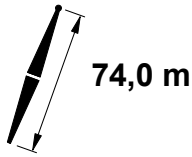
ASME B30.5



m	75°				70°			65°			m
	°	m	kg	kg	°	m	kg	°	m	kg	
27,4											27,4
28,0											28,0
30,0											30,0
32,0											32,0
34,0											34,0
36,0											36,0
38,0											38,0
40,0											40,0
42,0											42,0
44,0											44,0
46,0											46,0
48,0											48,0
50,0											50,0
52,0	63,4	132,0	24 700	60 000							52,0
54,0	61,4	130,9	22 700	56 900							54,0
56,0	59,3	129,7	20 800	54 000							56,0
58,0	57,2	128,4	19 000	51 300							58,0
60,0	55,1	127,0	17 400	48 800							60,0
62,0	52,9	125,5	15 800	46 400							62,0
64,0	50,6	123,9	14 400	44 200	57,4	126,5	37 600				64,0
66,0	48,2	122,1	13 000	42 200	55,2	125,1	35 800				66,0
68,0	45,7	120,1	11 700	40 200	53,0	123,6	34 000				68,0
72,0	40,5	115,7		36 700	48,4	120,2	30 800				72,0
76,0	34,5	110,2		33 500	43,4	116,1	28 000	50,7	119,4	22 600	76,0
80,0	27,4	103,2		30 500	37,8	111,3	25 400	45,9	115,6	20 300	80,0
84,0	17,7	93,0		27 900	31,4	105,2	23 000	40,6	111,2	18 200	84,0
88,0					23,4	97,1	20 800	34,7	105,8	16 300	88,0
92,0								27,6	98,8	14 500	92,0
96,0								18,0	88,8	12 800	96,0

MLC650 VPC-MAX S-1

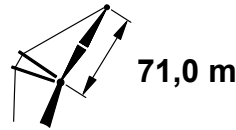
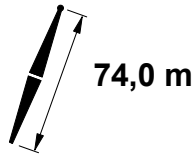
ASME B30.5



m	85°				83°				80°				m
	°	m	kg	kg	°	m	kg	kg	°	m	kg	kg	
29,0	74,7	145,1	108 600	110 500									29,0
30,0	73,9	144,7	103 600	110 400									30,0
32,0	72,2	144,1	94 700	110 300									32,0
34,0	70,4	143,4	87 100	109 900									34,0
36,0	68,7	142,6	80 300	109 400	70,9	143,3	73 300	109 300					36,0
38,0	66,9	141,7	74 200	108 800	69,2	142,5	67 600	107 700					38,0
40,0	65,2	140,8	68 800	105 800	67,5	141,7	62 500	101 100					40,0
42,0	63,4	139,8	63 900	99 400	65,7	140,7	57 900	95 000	69,1	141,8	49 000	88 400	42,0
44,0	61,5	138,7	59 400	93 600	63,9	139,8	53 800	89 400	67,3	141,0	45 300	83 100	44,0
46,0	59,6	137,5	55 400	88 400	62,0	138,7	50 000	84 300	65,5	140,0	41 900	78 300	46,0
48,0	57,7	136,2	51 700	83 600	60,2	137,5	46 500	79 700	63,7	139,1	38 800	74 000	48,0
50,0	55,8	134,9	48 300	79 100	58,3	136,3	43 300	75 400	61,9	138,0	35 900	69 900	50,0
52,0	53,8	133,4	45 100	75 100	56,3	135,0	40 400	71 500	60,0	136,8	33 300	66 200	52,0
54,0	51,7	131,8	42 200	71 300	54,4	133,5	37 700	67 900	58,1	135,6	30 800	62 800	54,0
56,0	49,6	130,1	39 500	67 800	52,3	132,0	35 100	64 600	56,2	134,2	28 600	59 700	56,0
58,0	47,4	128,3	37 000	64 600	50,2	130,3	32 800	61 400	54,2	132,8	26 400	56 700	58,0
60,0	45,1	126,3	34 700	61 600	48,0	128,5	30 600	58 500	52,1	131,2	24 500	54 000	60,0
62,0	42,8	124,1	32 500	58 800	45,8	126,6	28 500	55 800	50,0	129,5	22 600	51 400	62,0
64,0	40,3	121,8	30 400	56 100	43,4	124,5	26 600	53 300	47,9	127,7	20 900	49 000	64,0
66,0	37,6	119,2	28 400	53 600	41,0	122,2	24 700	50 900	45,6	125,8	19 300	46 800	66,0
68,0	34,8	116,4	26 600	51 300	38,4	119,7	23 000	48 600	43,2	123,6	17 700	44 600	68,0
72,0	28,5	109,6	23 200	47 000	32,7	113,8	19 800	44 500	38,2	118,8	14 900	40 700	72,0
76,0	20,3	100,3	20 000	43 100	25,9	106,4	16 900	40 800	32,4	112,9	12 300	37 200	76,0
80,0					16,4	95,4	14 200	37 400	25,5	105,4	9 900	34 100	80,0
84,0									15,9	94,2		31 100	84,0
88,0													88,0
92,0													92,0
96,0													96,0
100,0													100,0

MLC650 VPC-MAX S-1

ASME B30.5



m	75°				70°			65°			m
	°	m	kg	kg	°	m	kg	°	m	kg	
29,0											29,0
30,0											30,0
32,0											32,0
34,0											34,0
36,0											36,0
38,0											38,0
40,0											40,0
42,0											42,0
44,0											44,0
46,0											46,0
48,0											48,0
50,0											50,0
52,0											52,0
54,0	64,0	137,7	19 600	54 500							54,0
56,0	62,2	136,7	17 800	51 600							56,0
58,0	60,3	135,5	16 000	49 000							58,0
60,0	58,4	134,3	14 400	46 500							60,0
62,0	56,5	132,9	12 900	44 200							62,0
64,0	54,5	131,5	11 500	42 000							64,0
66,0	52,4	130,0	10 200	40 000	58,6	132,3	33 400				66,0
68,0	50,4	128,3		38 100	56,6	131,0	31 700				68,0
72,0	45,9	124,6		34 600	52,6	128,1	28 500				72,0
76,0	41,2	120,2		31 400	48,3	124,6	25 700				76,0
80,0	35,8	115,0		28 600	43,8	120,6	23 200	50,4	123,8	18 000	80,0
84,0	29,7	108,5		26 000	38,8	115,9	20 900	46,0	120,1	15 900	84,0
88,0	22,0	99,8		23 600	33,1	110,1	18 800	41,3	115,7	14 100	88,0
92,0					26,4	102,8	16 800	36,0	110,5	12 400	92,0
96,0					17,3	92,3	15 000	29,8	104,1	10 800	96,0
100,0								22,2	95,5	9 300	100,0