

Liftcrane Boom Capacities

Boom No. 22E With Open Throat Top
99 610 kg Crane Counterweight
36 290 kg Carbody Counterweight
Crawler Machine on a Barge
0 Degree thru 3 Degree Machine List
No Travel - 360 Degree Rating

999 SERIES 3

LIFTING CAPACITIES: Lifting capacities are for a crawler machine when operating on a barge. Machine shall be positively secured to prevent shifting. Lifting capacities for various boom lengths and operating radii are for freely suspended loads and do not exceed 75% of a static tipping load. Capacities based on structural competence are denoted by an asterisk (*).

Upper boom point capacity for liftcrane service with single part whip line or combination of two single part lines is 13 380 kg. In all cases, upper boom point capacities cannot exceed those listed for main boom capacity.

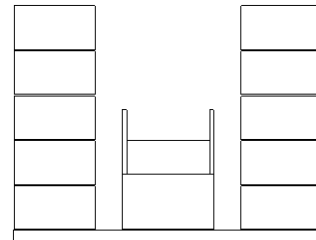
Weight of all load blocks, hooks, weight ball, slings, hoist lines, etc., beneath boom point sheaves, is considered part of main boom load. Boom is not to be lowered beyond radii where combined weights are greater than rated capacity. Where no capacity is shown, operation is not intended or approved.

OPERATING CONDITIONS: Machine to operate on a firm uniformly supporting surface with gantry up and machine list not to exceed degrees noted. Refer to boom rigging **No. 196151** and Wire Rope Specification chart **No. 8391-A**. Crane operator judgment must be used to allow for dynamic load effects of swinging, hoisting or lowering, wind conditions, as well as adverse operating conditions and physical machine depreciation. Refer to operators manual for operating guidelines.

OPERATING RADIUS: Operating radius is horizontal distance from axis of rotation at barge deck to center of vertical hoist line or load block. Boom angle is angle between horizontal and centerline of boom butt and inserts, and is an indication of operating radius. In all cases, operating radius shall govern capacity.

BOOM POINT ELEVATION: Boom point elevation is vertical distance from barge deck to centerline of boom point shaft.

MACHINE EQUIPMENT: Machine equipped with 8 585 mm crawlers, 1 219 mm treads, 3 124 mm retractable gantry, 9 144 mm live mast, 20 part boom hoist reeving, four 35 mm boom pendants, 99 610 kg crane counterweight, two 9 980 kg and two 8 165 kg carbody counterweights.




99 610 kg Crane Counterweight
10 Side Boxes - 1 Center Box

Maximum Boom Lengths Lifted Unassisted With or Without Auxiliary Drum In Boom Butt		
List	Over End Of Blocked Crawlers	Over Side Of Crawlers
	Boom Length	Boom Length
0 Degree	79.2m	79.2m
1 Degree	76.2m	76.2m
2 Degree	76.2m	76.2m
3 Degree	76.2m	76.2m

Load block, hook and weight ball on barge at start. *Jib is not to be used on crawler machine while operating on a barge.*

Auxiliary Drum Deduct
Deduct 1 810 kg From Boom Capacities When Boom Butt Is Equipped With Auxiliary Drum.




Liftcrane Boom Capacities

Boom No. 22E With Open Throat Top
 99 610 kg Crane Counterweight
 36 290 kg Carbody Counterweight
 Crawler Machine on a Barge
 0 Degree thru 3 Degree Machine List
 No Travel - 360 Degree Rating

999 SERIES 3

Oper. Radius Meters	Boom Angle Deg.	Boom Point Elev. Meters	0 Degree List Boom Capacity Kilograms	1 Degree List Boom Capacity Kilograms	2 Degree List Boom Capacity Kilograms	3 Degree List Boom Capacity Kilograms	Oper. Radius Meters
21.3m (70 Ft.) Boom							
4.6	81.8	23.6	208 600 *				4.6
5.0	80.6	23.5	208 600 *				5.0
5.5	79.3	23.4	199 700 *				5.5
6.0	77.9	23.3	184 100 *	154 100 *			6.0
7.0	75.1	23.1	159 200 *	149 200 *			7.0
8.0	72.3	22.8	140 100 *	132 600 *	107 500 *		8.0
9.0	69.5	22.4	125 000 *	118 900 *	106 900 *		9.0
10.0	66.6	22.0	112 700 *	107 400	97 200 *	81 500 *	10.0
11.0	63.6	21.6	100 300	94 900	87 900 *	75 800 *	11.0
12.0	60.6	21.0	88 400	84 200	80 100	69 000 *	12.0
13.0	57.5	20.4	79 000	75 600	72 400	63 300 *	13.0
14.0	54.2	19.8	71 300	68 500	65 900	58 400 *	14.0
15.0	50.8	19.0	64 900	62 600	60 300	54 100 *	15.0
16.0	47.3	18.1	59 400	57 500	55 600	50 400 *	16.0
18.0	39.4	16.0	50 700	49 300	48 000	44 200 *	18.0
20.0	30.0	13.1	42 800 *	42 400 *	41 800	39 000 *	20.0
24.4m (80 Ft.) Boom							
5.2	81.4	26.6	194 000 *				5.2
5.5	80.6	26.5	190 900 *				5.5
6.0	79.4	26.4	183 800 *	147 800 *			6.0
7.0	77.0	26.2	158 900 *	145 300 *			7.0
8.0	74.6	26.0	139 900 *	131 600 *	104 200 *		8.0
9.0	72.1	25.7	124 700 *	118 100 *	104 200 *		9.0
10.0	69.7	25.3	112 500 *	106 600	97 300 *	80 000 *	10.0
11.0	67.1	24.9	100 300	94 200	87 800	75 600 *	11.0
12.0	64.6	24.5	88 400	83 600	79 300	68 800 *	12.0
13.0	61.9	24.0	79 000	75 100	71 500	63 200 *	13.0
14.0	59.2	23.4	71 300	68 000	65 100	58 200 *	14.0
15.0	56.5	22.8	64 800	62 200	59 600	54 000 *	15.0
16.0	53.6	22.1	59 400	57 100	55 000	50 300 *	16.0
18.0	47.5	20.4	50 700	49 000	47 400	44 000 *	18.0
20.0	40.7	18.4	44 000	42 800	41 600	39 100 *	20.0
22.0	32.9	15.7	38 500	37 700	36 900	35 000 *	22.0
24.0	22.8	11.9	31 700 *	31 400 *	31 100	30 400 *	24.0




Liftcrane Boom Capacities

Boom No. 22E With Open Throat Top
99 610 kg Crane Counterweight
36 290 kg Carbody Counterweight
Crawler Machine on a Barge
0 Degree thru 3 Degree Machine List
No Travel - 360 Degree Rating

999 SERIES 3

Oper. Radius Meters	Boom Angle Deg.	Boom Point Elev. Meters	0 Degree List Boom Capacity Kilograms	1 Degree List Boom Capacity Kilograms	2 Degree List Boom Capacity Kilograms	3 Degree List Boom Capacity Kilograms	Oper. Radius Meters
27.4m (90 Ft.) Boom							
5.5	81.7	29.6	171 400 *				5.5
6.0	80.6	29.5	167 200 *				6.0
7.0	78.5	29.3	157 600 *	138 000 *	110 100 *		7.0
8.0	76.3	29.1	139 600 *	130 800 *	110 100 *		8.0
9.0	74.2	28.9	124 500 *	117 100 *	107 200 *	85 700 *	9.0
10.0	72.0	28.5	112 200 *	105 800	96 800 *	83 500 *	10.0
11.0	69.8	28.2	100 200	93 400	87 400	75 400 *	11.0
12.0	67.5	27.8	88 400	83 000	78 100	68 600 *	12.0
13.0	65.3	27.4	78 900	74 500	70 500	62 900 *	13.0
14.0	62.9	26.9	71 200	67 600	64 200	58 000 *	14.0
15.0	60.6	26.4	64 700	61 700	58 900	53 800 *	15.0
16.0	58.1	25.8	59 200	56 700	54 300	50 000 *	16.0
18.0	53.1	24.4	50 500	48 600	46 800	43 900 *	18.0
20.0	47.7	22.7	43 900	42 400	41 100	38 900 *	20.0
22.0	41.7	20.7	38 600	37 500	36 400	34 800 *	22.0
24.0	35.0	18.2	34 300	33 500	32 700	31 400 *	24.0
26.0	26.8	14.8	30 200 *	29 900 *	29 500	28 500 *	26.0
30.5m (100 Ft.) Boom							
5.8	82.0	32.6	165 100 *				5.8
6.0	81.6	32.6	163 400 *				6.0
7.0	79.7	32.4	155 200 *	133 900 *			7.0
8.0	77.7	32.2	139 500 *	128 700 *	105 700 *	82 900 *	8.0
9.0	75.8	32.0	124 300 *	116 400 *	105 700 *	82 900 *	9.0
10.0	73.9	31.7	112 000 *	105 000	96 800	81 800 *	10.0
11.0	71.9	31.4	100 300	92 800	86 200	75 300 *	11.0
12.0	69.9	31.1	88 300	82 400	77 100	68 500 *	12.0
13.0	67.9	30.7	78 900	74 100	69 700	62 800 *	13.0
14.0	65.8	30.3	71 100	67 100	63 500	57 900 *	14.0
15.0	63.8	29.8	64 700	61 300	58 200	53 600 *	15.0
16.0	61.6	29.3	59 200	56 300	53 700	49 900 *	16.0
18.0	57.3	28.1	50 500	48 300	46 300	43 700 *	18.0
20.0	52.7	26.7	43 800	42 200	40 600	38 800 *	20.0
22.0	47.8	25.0	38 500	37 200	36 000	34 700 *	22.0
24.0	42.5	23.0	34 300	33 200	32 300	31 300 *	24.0
26.0	36.6	20.6	30 700	29 900	29 100	28 400	26.0
28.0	29.7	17.6	27 600	27 000	26 500	25 900	28.0
30.0	20.9	13.3	23 700 *	23 500 *	23 300	23 000	30.0




Liftcrane Boom Capacities

Boom No. 22E With Open Throat Top
 99 610 kg Crane Counterweight
 36 290 kg Carbody Counterweight
 Crawler Machine on a Barge
 0 Degree thru 3 Degree Machine List
 No Travel - 360 Degree Rating

999 SERIES 3

Oper. Radius Meters	Boom Angle Deg.	Boom Point Elev. Meters	0 Degree List Boom Capacity Kilograms	1 Degree List Boom Capacity Kilograms	2 Degree List Boom Capacity Kilograms	3 Degree List Boom Capacity Kilograms	Oper. Radius Meters
33.5m (110 Ft.) Boom							
6.7	81.1	35.6	142 600 *				6.7
7.0	80.6	35.5	140 800 *				7.0
8.0	78.9	35.4	134 800 *	113 300 *	98 200 *	79 600 *	8.0
9.0	77.1	35.1	124 500 *	109 400 *	95 200 *	79 600 *	9.0
10.0	75.4	34.9	111 800 *	104 400	92 300 *	79 600 *	10.0
11.0	73.6	34.6	100 100	92 000	85 000	75 000 *	11.0
12.0	71.8	34.3	88 200	81 800	76 100	68 300 *	12.0
13.0	70.0	34.0	78 700	73 400	68 800	62 500 *	13.0
14.0	68.2	33.6	71 000	66 600	62 700	57 600 *	14.0
15.0	66.3	33.2	64 500	60 800	57 500	53 400 *	15.0
16.0	64.4	32.7	59 000	55 900	53 000	49 600 *	16.0
18.0	60.6	31.7	50 300	47 900	45 700	43 500 *	18.0
20.0	56.6	30.4	43 600	41 800	40 100	38 500 *	20.0
22.0	52.4	29.0	38 300	36 900	35 600	34 300	22.0
24.0	47.9	27.3	34 100	32 900	31 800	30 800	24.0
26.0	43.1	25.4	30 500	29 600	28 700	27 900	26.0
28.0	37.8	23.0	27 500	26 800	26 100	25 400	28.0
30.0	31.9	20.2	25 000	24 400	23 800	23 200	30.0
32.0	24.6	16.4	22 200	22 000	21 700	21 400	32.0
36.6m (120 Ft.) Boom							
6.7	81.9	38.7	138 700 *				6.7
7.0	81.4	38.6	137 000 *				7.0
8.0	79.8	38.5	131 300 *	110 000 *	95 300 *		8.0
9.0	78.2	38.3	123 700 *	106 200 *	92 300 *	76 500 *	9.0
10.0	76.6	38.0	111 500 *	101 900	89 500 *	76 400 *	10.0
11.0	75.0	37.8	100 000	91 300	83 800	74 900 *	11.0
12.0	73.4	37.5	88 100	81 100	75 000	68 000 *	12.0
13.0	71.7	37.2	78 600	72 900	67 900	62 300 *	13.0
14.0	70.1	36.8	70 900	66 100	61 900	57 500 *	14.0
15.0	68.4	36.5	64 400	60 400	56 800	53 200 *	15.0
16.0	66.7	36.0	58 900	55 500	52 400	49 400	16.0
18.0	63.2	35.1	50 200	47 600	45 200	43 000	18.0
20.0	59.7	34.0	43 500	41 500	39 700	37 900	20.0
22.0	56.0	32.8	38 200	36 600	35 100	33 700	22.0
24.0	52.1	31.3	33 900	32 700	31 500	30 300	24.0
26.0	48.0	29.6	30 400	29 300	28 300	27 400	26.0
28.0	43.6	27.7	27 400	26 600	25 700	25 000	28.0
30.0	38.9	25.4	24 900	24 200	23 500	22 800	30.0
32.0	33.6	22.7	22 700	22 100	21 500	21 000	32.0
34.0	27.4	19.3	20 600	20 200	19 800	19 400	34.0
36.0	19.5	14.7	17 700 *	17 500 *	17 400 *	17 300 *	36.0




Liftcrane Boom Capacities

Boom No. 22E With Open Throat Top
99 610 kg Crane Counterweight
36 290 kg Carbody Counterweight
Crawler Machine on a Barge
0 Degree thru 3 Degree Machine List
No Travel - 360 Degree Rating

999 SERIES 3

Oper. Radius Meters	Boom Angle Deg.	Boom Point Elev. Meters	0 Degree List Boom Capacity Kilograms	1 Degree List Boom Capacity Kilograms	2 Degree List Boom Capacity Kilograms	3 Degree List Boom Capacity Kilograms	Oper. Radius Meters
39.6m (130 Ft.) Boom							
7.3	81.6	41.7	125 700 *				7.3
8.0	80.6	41.6	122 500 *	99 900 *			8.0
9.0	79.1	41.4	117 900 *	96 700 *	82 500 *		9.0
10.0	77.6	41.2	112 000 *	93 800 *	80 300 *	70 300 *	10.0
11.0	76.2	40.9	100 000	90 800	78 100 *	68 600 *	11.0
12.0	74.7	40.7	88 100	80 600	74 400	67 000 *	12.0
13.0	73.2	40.4	78 600	72 500	67 100	62 300 *	13.0
14.0	71.6	40.1	70 900	65 800	61 300	57 200	14.0
15.0	70.1	39.7	64 400	60 100	56 200	52 700	15.0
16.0	68.6	39.3	58 800	55 200	51 900	48 900	16.0
18.0	65.4	38.5	50 100	47 400	44 800	42 500	18.0
20.0	62.2	37.5	43 400	41 300	39 300	37 400	20.0
22.0	58.9	36.4	38 200	36 500	34 900	33 300	22.0
24.0	55.4	35.1	33 900	32 500	31 200	29 900	24.0
26.0	51.9	33.6	30 400	29 200	28 100	27 100	26.0
28.0	48.1	31.9	27 400	26 400	25 500	24 700	28.0
30.0	44.1	30.0	24 900	24 100	23 300	22 600	30.0
32.0	39.7	27.8	22 600	22 000	21 400	20 700	32.0
34.0	35.0	25.2	20 700	20 200	19 700	19 100	34.0
36.0	29.5	22.0	19 000	18 600	18 100	17 700	36.0
38.0	23.0	17.9	16 800	16 600	16 400	16 200	38.0
42.7m (140 Ft.) Boom							
7.9	81.4	44.6	118 000 *				7.9
8.0	81.3	44.6	117 700 *				8.0
9.0	79.9	44.5	113 400 *	93 000 *			9.0
10.0	78.5	44.3	109 200 *	90 100 *	77 200 *	66 000 *	10.0
11.0	77.2	44.1	99 900	87 400	75 100 *	65 200 *	11.0
12.0	75.8	43.8	88 000	80 300	72 600	64 300 *	12.0
13.0	74.4	43.6	78 400	71 900	66 300	61 500	13.0
14.0	73.0	43.3	70 700	65 300	60 500	56 200	14.0
15.0	71.6	42.9	64 200	59 600	55 500	51 900	15.0
16.0	70.2	42.6	58 700	54 800	51 300	48 100	16.0
18.0	67.3	41.8	50 000	47 000	44 300	41 800	18.0
20.0	64.3	40.9	43 300	41 000	38 800	36 900	20.0
22.0	61.3	39.9	38 000	36 100	34 400	32 800	22.0
24.0	58.2	38.7	33 700	32 200	30 800	29 500	24.0
26.0	55.0	37.4	30 200	28 900	27 800	26 600	26.0
28.0	51.7	35.9	27 200	26 200	25 200	24 300	28.0
30.0	48.1	34.2	24 700	23 800	23 000	22 200	30.0
32.0	44.4	32.3	22 500	21 800	21 000	20 400	32.0
34.0	40.4	30.1	20 600	20 000	19 300	18 800	34.0
36.0	36.1	27.6	18 900	18 400	17 900	17 400	36.0
38.0	31.3	24.6	17 400	17 000	16 500	16 100	38.0
40.0	25.6	20.9	15 700 *	15 500 *	15 200	14 900	40.0
42.0	18.5	16.0	13 400 *	13 300 *	13 100 *	13 100 *	42.0




Liftcrane Boom Capacities

Boom No. 22E With Open Throat Top
 99 610 kg Crane Counterweight
 36 290 kg Carbody Counterweight
 Crawler Machine on a Barge
 0 Degree thru 3 Degree Machine List
 No Travel - 360 Degree Rating

999 SERIES 3

Oper. Radius Meters	Boom Angle Deg.	Boom Point Elev. Meters	0 Degree List Boom Capacity Kilograms	1 Degree List Boom Capacity Kilograms	2 Degree List Boom Capacity Kilograms	3 Degree List Boom Capacity Kilograms	Oper. Radius Meters
45.7m (150 Ft.) Boom							
7.9	82.0	47.7	109 000 *				7.9
8.0	81.9	47.7	108 800 *				8.0
9.0	80.6	47.6	105 100 *				9.0
10.0	79.3	47.4	101 600 *	81 800 *	68 900 *		10.0
11.0	78.0	47.2	98 200	79 500 *	67 200 *	58 200 *	11.0
12.0	76.8	47.0	88 000	77 400 *	65 600 *	56 900 *	12.0
13.0	75.5	46.7	78 300	71 400	63 900	55 700 *	13.0
14.0	74.2	46.4	70 500	64 800	59 700	54 500 *	14.0
15.0	72.9	46.1	64 000	59 100	54 800	51 100	15.0
16.0	71.5	45.8	58 500	54 300	50 600	47 300	16.0
18.0	68.9	45.1	49 800	46 600	43 800	41 100	18.0
20.0	66.2	44.3	43 100	40 600	38 300	36 200	20.0
22.0	63.4	43.3	37 800	35 800	34 000	32 300	22.0
24.0	60.6	42.3	33 500	31 900	30 400	28 900	24.0
26.0	57.6	41.1	30 000	28 600	27 400	26 200	26.0
28.0	54.6	39.7	27 000	25 900	24 800	23 800	28.0
30.0	51.5	38.2	24 500	23 500	22 600	21 700	30.0
32.0	48.2	36.5	22 300	21 500	20 700	20 000	32.0
34.0	44.7	34.6	20 400	19 700	19 000	18 400	34.0
36.0	41.1	32.5	18 700	18 100	17 500	17 000	36.0
38.0	37.1	30.0	17 200	16 700	16 200	15 700	38.0
40.0	32.7	27.2	15 900	15 400	15 000	14 600	40.0
42.0	27.7	23.7	14 500	14 100	13 900	13 600	42.0
44.0	21.7	19.4	12 500 *	12 400 *	12 200 *	12 100 *	44.0




Liftcrane Boom Capacities

Boom No. 22E With Open Throat Top
99 610 kg Crane Counterweight
36 290 kg Carbody Counterweight
Crawler Machine on a Barge
0 Degree thru 3 Degree Machine List
No Travel - 360 Degree Rating

999 SERIES 3

Oper. Radius Meters	Boom Angle Deg.	Boom Point Elev. Meters	0 Degree List Boom Capacity Kilograms	1 Degree List Boom Capacity Kilograms	2 Degree List Boom Capacity Kilograms	3 Degree List Boom Capacity Kilograms	Oper. Radius Meters
48.8m (160 Ft.) Boom							
8.5	81.7	50.7	102 000 *				8.5
9.0	81.2	50.7	100 400 *				9.0
10.0	80.0	50.5	97 200 *	78 200 *			10.0
11.0	78.8	50.3	94 000 *	76 100 *	64 400 *	55 800 *	11.0
12.0	77.6	50.1	88 300	74 000 *	62 800 *	54 600 *	12.0
13.0	76.4	49.9	78 100	71 200	61 200 *	53 400 *	13.0
14.0	75.2	49.6	70 400	64 200	58 900	52 200 *	14.0
15.0	74.0	49.3	63 900	58 700	54 200	50 300	15.0
16.0	72.7	49.0	58 300	53 900	50 000	46 500	16.0
18.0	70.3	48.4	49 600	46 200	43 200	40 500	18.0
20.0	67.7	47.6	42 900	40 300	37 900	35 600	20.0
22.0	65.2	46.7	37 600	35 500	33 500	31 700	22.0
24.0	62.6	45.7	33 300	31 600	30 000	28 500	24.0
26.0	59.9	44.6	29 800	28 300	27 000	25 700	26.0
28.0	57.1	43.4	26 800	25 600	24 400	23 400	28.0
30.0	54.3	42.1	24 300	23 200	22 300	21 300	30.0
32.0	51.3	40.5	22 100	21 200	20 400	19 500	32.0
34.0	48.2	38.8	20 200	19 400	18 700	18 000	34.0
36.0	45.0	37.0	18 500	17 900	17 200	16 600	36.0
38.0	41.6	34.8	17 000	16 400	15 900	15 400	38.0
40.0	37.9	32.4	15 700	15 200	14 700	14 300	40.0
42.0	33.9	29.7	14 500	14 100	13 700	13 200	42.0
44.0	29.4	26.4	13 300	13 100	12 700	12 300	44.0
46.0	24.2	22.5	11 600 *	11 500 *	11 300 *	11 200 *	46.0




Liftcrane Boom Capacities

Boom No. 22E With Open Throat Top
 99 610 kg Crane Counterweight
 36 290 kg Carbody Counterweight
 Crawler Machine on a Barge
 0 Degree thru 3 Degree Machine List
 No Travel - 360 Degree Rating

999 SERIES 3

Oper. Radius Meters	Boom Angle Deg.	Boom Point Elev. Meters	0 Degree List Boom Capacity Kilograms	1 Degree List Boom Capacity Kilograms	2 Degree List Boom Capacity Kilograms	3 Degree List Boom Capacity Kilograms	Oper. Radius Meters
51.8m (170 Ft.) Boom							
9.1	81.5	53.7	94 400 *				9.1
10.0	80.6	53.6	92 000 *	72 700 *			10.0
11.0	79.5	53.4	89 400 *	70 900 *	59 200 *		11.0
12.0	78.3	53.2	86 400	69 100 *	57 800 *	49 100 *	12.0
13.0	77.2	53.0	78 000	67 400 *	56 500 *	48 700 *	13.0
14.0	76.1	52.8	70 300	63 800	55 300 *	47 700 *	14.0
15.0	74.9	52.5	63 800	58 300	53 500	46 800 *	15.0
16.0	73.8	52.2	58 200	53 600	49 800	45 300	16.0
18.0	71.5	51.6	49 500	45 900	42 700	40 000	18.0
20.0	69.1	50.9	42 800	40 000	37 500	35 200	20.0
22.0	66.7	50.1	37 500	35 300	33 200	31 300	22.0
24.0	64.3	49.1	33 200	31 400	29 700	28 100	24.0
26.0	61.8	48.1	29 600	28 100	26 700	25 400	26.0
28.0	59.3	47.0	26 700	25 400	24 200	23 000	28.0
30.0	56.7	45.7	24 100	23 000	22 000	21 000	30.0
32.0	54.0	44.4	22 000	21 000	20 100	19 300	32.0
34.0	51.2	42.8	20 100	19 200	18 400	17 700	34.0
36.0	48.3	41.1	18 400	17 700	17 000	16 300	36.0
38.0	45.3	39.3	16 900	16 300	15 700	15 100	38.0
40.0	42.1	37.2	15 600	15 000	14 500	14 000	40.0
42.0	38.6	34.8	14 400	13 900	13 400	13 000	42.0
44.0	34.9	32.1	13 300	12 900	12 500	12 100	44.0
46.0	30.9	29.0	12 300	11 900	11 600	11 300	46.0
48.0	26.2	25.4	10 900 *	10 700 *	10 500 *	10 300	48.0
50.0	20.7	20.8	9 300 *	9 200 *	9 000 *	9 000 *	50.0




Liftcrane Boom Capacities

Boom No. 22E With Open Throat Top
99 610 kg Crane Counterweight
36 290 kg Carbody Counterweight
Crawler Machine on a Barge
0 Degree thru 3 Degree Machine List
No Travel - 360 Degree Rating

999 SERIES 3

Oper. Radius Meters	Boom Angle Deg.	Boom Point Elev. Meters	0 Degree List Boom Capacity Kilograms	1 Degree List Boom Capacity Kilograms	2 Degree List Boom Capacity Kilograms	3 Degree List Boom Capacity Kilograms	Oper. Radius Meters
54.9m (180 Ft.) Boom							
9.1	82.0	56.8	89 600 *				9.1
10.0	81.1	56.7	87 400 *				10.0
11.0	80.1	56.5	84 900 *	67 400 *			11.0
12.0	79.0	56.3	82 500 *	65 800 *	54 400 *		12.0
13.0	77.9	56.1	78 200	64 200 *	53 900 *	43 100 *	13.0
14.0	76.9	55.9	70 100	62 600 *	52 700 *	43 000 *	14.0
15.0	75.8	55.6	63 600	57 900	51 500 *	43 000 *	15.0
16.0	74.7	55.4	58 100	53 200	49 300	42 800	16.0
18.0	72.5	54.8	49 300	45 600	42 300	39 600	18.0
20.0	70.3	54.1	42 600	39 600	37 000	34 600	20.0
22.0	68.1	53.4	37 300	34 900	32 800	30 800	22.0
24.0	65.8	52.5	33 000	31 100	29 300	27 600	24.0
26.0	63.5	51.6	29 500	27 800	26 400	25 000	26.0
28.0	61.1	50.5	26 500	25 100	23 900	22 600	28.0
30.0	58.7	49.4	24 000	22 800	21 700	20 700	30.0
32.0	56.3	48.1	21 800	20 800	19 800	18 900	32.0
34.0	53.7	46.7	19 900	19 000	18 200	17 400	34.0
36.0	51.1	45.1	18 200	17 400	16 700	16 000	36.0
38.0	48.3	43.4	16 700	16 000	15 400	14 800	38.0
40.0	45.5	41.6	15 400	14 800	14 300	13 700	40.0
42.0	42.5	39.5	14 200	13 700	13 200	12 700	42.0
44.0	39.3	37.2	13 100	12 700	12 200	11 800	44.0
46.0	35.8	34.6	12 200	11 800	11 400	11 000	46.0
48.0	32.1	31.6	11 200	10 900	10 500	10 200	48.0
50.0	27.9	28.2	10 000 *	9 800 *	9 600	9 400	50.0
52.0	23.1	24.0	8 600 *	8 400 *	8 300 *	8 200 *	52.0




Liftcrane Boom Capacities

Boom No. 22E With Open Throat Top
 99 610 kg Crane Counterweight
 36 290 kg Carbody Counterweight
 Crawler Machine on a Barge
 0 Degree thru 3 Degree Machine List
 No Travel - 360 Degree Rating

999 SERIES 3

Oper. Radius Meters	Boom Angle Deg.	Boom Point Elev. Meters	0 Degree List Boom Capacity Kilograms	1 Degree List Boom Capacity Kilograms	2 Degree List Boom Capacity Kilograms	3 Degree List Boom Capacity Kilograms	Oper. Radius Meters
57.9m (190 Ft.) Boom							
9.8	81.8	59.8	82 100 *				9.8
10.0	81.6	59.7	81 500 *				10.0
11.0	80.6	59.6	79 400 *	62 000 *			11.0
12.0	79.6	59.4	77 300 *	60 600 *	48 100 *		12.0
13.0	78.6	59.2	75 200	59 200 *	48 100 *	37 900 *	13.0
14.0	77.6	59.0	70 000	57 900 *	47 900 *	37 800 *	14.0
15.0	76.5	58.8	63 400	56 500	47 100 *	37 700 *	15.0
16.0	75.5	58.5	57 900	53 700	46 100 *	37 700 *	16.0
18.0	73.5	58.0	49 100	45 200	42 000	37 600 *	18.0
20.0	71.4	57.3	42 400	39 300	36 500	34 000	20.0
22.0	69.3	56.6	37 100	34 600	32 400	30 300	22.0
24.0	67.2	55.8	32 800	30 800	28 900	27 200	24.0
26.0	65.0	54.9	29 200	27 500	26 000	24 500	26.0
28.0	62.8	54.0	26 300	24 800	23 500	22 200	28.0
30.0	60.5	52.9	23 700	22 500	21 300	20 300	30.0
32.0	58.2	51.7	21 500	20 500	19 500	18 500	32.0
34.0	55.9	50.4	19 700	18 700	17 800	17 000	34.0
36.0	53.5	49.0	18 000	17 200	16 400	15 700	36.0
38.0	51.0	47.4	16 500	15 800	15 100	14 400	38.0
40.0	48.4	45.7	15 100	14 500	13 900	13 300	40.0
42.0	45.7	43.9	14 000	13 400	12 800	12 300	42.0
44.0	42.8	41.8	12 900	12 400	11 900	11 500	44.0
46.0	39.8	39.5	11 900	11 400	11 000	10 600	46.0
48.0	36.6	37.0	11 000	10 600	10 200	9 900	48.0
50.0	33.2	34.1	10 200	9 800	9 500	9 200	50.0
52.0	29.4	30.8	9 000 *	8 800 *	8 600 *	8 400 *	52.0
54.0	25.0	27.0	7 800 *	7 600 *	7 500 *	7 300 *	54.0
56.0	19.8	22.1	6 500 *	6 400 *	6 300 *	6 200 *	56.0




Liftcrane Boom Capacities

Boom No. 22E With Open Throat Top
99 610 kg Crane Counterweight
36 290 kg Carbody Counterweight
Crawler Machine on a Barge
0 Degree thru 3 Degree Machine List
No Travel - 360 Degree Rating

999 SERIES 3

Oper. Radius Meters	Boom Angle Deg.	Boom Point Elev. Meters	0 Degree List Boom Capacity Kilograms	1 Degree List Boom Capacity Kilograms	2 Degree List Boom Capacity Kilograms	3 Degree List Boom Capacity Kilograms	Oper. Radius Meters
61.0m (200 Ft.) Boom							
10.4	81.7	62.8	76 200 *				10.4
11.0	81.1	62.7	74 900 *				11.0
12.0	80.1	62.5	73 000 *	57 200 *			12.0
13.0	79.1	62.3	71 100 *	56 000 *	42 700 *		13.0
14.0	78.2	62.1	69 200 *	54 700 *	42 500 *	33 300 *	14.0
15.0	77.2	61.9	63 300	53 500 *	42 500 *	33 300 *	15.0
16.0	76.3	61.7	57 700	51 600	42 400 *	33 200 *	16.0
18.0	74.3	61.2	48 900	45 000	40 900	33 100 *	18.0
20.0	72.4	60.6	42 200	39 000	36 100	32 900	20.0
22.0	70.4	59.9	36 900	34 300	31 900	29 900	22.0
24.0	68.4	59.1	32 600	30 400	28 500	26 700	24.0
26.0	66.3	58.3	29 100	27 300	25 600	24 100	26.0
28.0	64.3	57.4	26 100	24 500	23 100	21 800	28.0
30.0	62.2	56.4	23 500	22 200	21 000	19 900	30.0
32.0	60.0	55.3	21 400	20 200	19 100	18 100	32.0
34.0	57.8	54.0	19 400	18 500	17 500	16 700	34.0
36.0	55.6	52.7	17 800	16 900	16 100	15 300	36.0
38.0	53.2	51.3	16 300	15 500	14 800	14 100	38.0
40.0	50.9	49.7	15 000	14 300	13 600	13 000	40.0
42.0	48.4	48.0	13 700	13 100	12 600	12 000	42.0
44.0	45.8	46.2	12 700	12 100	11 600	11 200	44.0
46.0	43.1	44.1	11 700	11 200	10 800	10 300	46.0
48.0	40.3	41.9	10 800	10 400	10 000	9 600	48.0
50.0	37.3	39.4	10 000	9 600	9 300	8 900	50.0
52.0	34.1	36.6	9 200	8 900	8 500	8 200	52.0
54.0	30.6	33.5	8 100 *	7 900 *	7 700 *	7 600	54.0
56.0	26.7	29.8	7 000 *	6 800 *	6 700 *	6 500 *	56.0
58.0	22.1	25.4	5 900 *	5 800 *	5 700 *	5 500 *	58.0




Liftcrane Boom Capacities

Boom No. 22E With Open Throat Top
 99 610 kg Crane Counterweight
 36 290 kg Carbody Counterweight
 Crawler Machine on a Barge
 0 Degree thru 3 Degree Machine List
 No Travel - 360 Degree Rating

999 SERIES 3

Oper. Radius Meters	Boom Angle Deg.	Boom Point Elev. Meters	0 Degree List Boom Capacity Kilograms	1 Degree List Boom Capacity Kilograms	2 Degree List Boom Capacity Kilograms	3 Degree List Boom Capacity Kilograms	Oper. Radius Meters
64.0m (210 Ft.) Boom							
11.0	81.5	65.8	71 200 *				11.0
12.0	80.6	65.6	69 500 *	51 300 *			12.0
13.0	79.7	65.4	67 700 *	51 100 *	38 000 *		13.0
14.0	78.8	65.2	66 000 *	51 000 *	37 900 *		14.0
15.0	77.8	65.0	63 200	50 600 *	37 800 *	29 400 *	15.0
16.0	76.9	64.8	57 800	49 600 *	37 700 *	29 400 *	16.0
18.0	75.1	64.3	48 800	44 800	37 500 *	29 300 *	18.0
20.0	73.2	63.7	42 100	38 600	35 800	29 200 *	20.0
22.0	71.3	63.1	36 700	34 000	31 600	28 700	22.0
24.0	69.4	62.4	32 400	30 200	28 200	26 400	24.0
26.0	67.5	61.6	28 900	27 000	25 300	23 700	26.0
28.0	65.6	60.7	25 900	24 300	22 800	21 500	28.0
30.0	63.6	59.8	23 400	22 000	20 700	19 600	30.0
32.0	61.6	58.7	21 200	20 000	18 900	17 900	32.0
34.0	59.5	57.6	19 300	18 200	17 300	16 300	34.0
36.0	57.4	56.4	17 600	16 700	15 800	15 000	36.0
38.0	55.3	55.1	16 100	15 300	14 600	13 800	38.0
40.0	53.1	53.6	14 800	14 100	13 400	12 800	40.0
42.0	50.8	52.0	13 600	13 000	12 300	11 800	42.0
44.0	48.4	50.3	12 500	12 000	11 400	10 900	44.0
46.0	46.0	48.5	11 600	11 000	10 500	10 100	46.0
48.0	43.4	46.5	10 600	10 200	9 800	9 300	48.0
50.0	40.8	44.3	9 800	9 400	9 000	8 700	50.0
52.0	37.9	41.8	9 100	8 700	8 400	8 000	52.0
54.0	34.9	39.1	8 300	8 000	7 700	7 400	54.0
56.0	31.7	36.1	7 300 *	7 100 *	7 000 *	6 800	56.0
58.0	28.1	32.6	6 300 *	6 100 *	6 000 *	5 900 *	58.0
60.0	24.0	28.5	5 300 *	5 200 *	5 000 *	4 900 *	60.0
62.0	19.1	23.4	4 300 *	4 200 *	4 100 *	4 000 *	62.0




Liftcrane Boom Capacities

Boom No. 22E With Open Throat Top
99 610 kg Crane Counterweight
36 290 kg Carbody Counterweight
Crawler Machine on a Barge
0 Degree thru 3 Degree Machine List
No Travel - 360 Degree Rating

999 SERIES 3

Oper. Radius Meters	Boom Angle Deg.	Boom Point Elev. Meters	0 Degree List Boom Capacity Kilograms	1 Degree List Boom Capacity Kilograms	2 Degree List Boom Capacity Kilograms	3 Degree List Boom Capacity Kilograms	Oper. Radius Meters
67.1m (220 Ft.) Boom							
11.0	81.9	68.8	67 400 *				11.0
12.0	81.0	68.7	65 800 *				12.0
13.0	80.1	68.5	64 300 *	46 000 *			13.0
14.0	79.3	68.3	62 800 *	45 900 *	33 800 *		14.0
15.0	78.4	68.1	61 100 *	45 700 *	33 800 *	26 000 *	15.0
16.0	77.5	67.9	58 100	45 500 *	33 700 *	26 000 *	16.0
18.0	75.8	67.5	48 600	43 800	33 500 *	25 900 *	18.0
20.0	74.0	66.9	41 800	38 300	33 200	25 800 *	20.0
22.0	72.2	66.3	36 500	33 700	31 400	25 700 *	22.0
24.0	70.4	65.6	32 300	29 900	27 800	25 400	24.0
26.0	68.6	64.9	28 700	26 700	24 900	23 300	26.0
28.0	66.7	64.1	25 700	24 000	22 500	21 100	28.0
30.0	64.9	63.2	23 200	21 700	20 400	19 200	30.0
32.0	63.0	62.2	21 000	19 700	18 600	17 500	32.0
34.0	61.0	61.1	19 100	18 000	17 000	16 000	34.0
36.0	59.1	60.0	17 400	16 400	15 500	14 700	36.0
38.0	57.0	58.7	15 900	15 100	14 300	13 500	38.0
40.0	55.0	57.4	14 600	13 800	13 100	12 500	40.0
42.0	52.9	55.9	13 400	12 700	12 100	11 500	42.0
44.0	50.7	54.3	12 300	11 700	11 100	10 600	44.0
46.0	48.5	52.6	11 300	10 800	10 300	9 800	46.0
48.0	46.1	50.8	10 500	10 000	9 500	9 100	48.0
50.0	43.7	48.8	9 600	9 200	8 800	8 400	50.0
52.0	41.2	46.6	8 900	8 500	8 100	7 700	52.0
54.0	38.5	44.2	8 200	7 800	7 500	7 200	54.0
56.0	35.7	41.6	7 400	7 200	6 900	6 600	56.0
58.0	32.6	38.6	6 500 *	6 300 *	6 100 *	5 900 *	58.0
60.0	29.3	35.3	5 500 *	5 400 *	5 200 *	5 100 *	60.0
62.0	25.6	31.4	4 700 *	4 500 *	4 400 *	4 200 *	62.0
64.0	21.3	26.8	3 700 *	3 600 *	3 500 *	3 400 *	64.0




Liftcrane Boom Capacities

Boom No. 22E With Open Throat Top
 99 610 kg Crane Counterweight
 36 290 kg Carbody Counterweight
 Crawler Machine on a Barge
 0 Degree thru 3 Degree Machine List
 No Travel - 360 Degree Rating

999 SERIES 3

Oper. Radius Meters	Boom Angle Deg.	Boom Point Elev. Meters	0 Degree List Boom Capacity Kilograms	1 Degree List Boom Capacity Kilograms	2 Degree List Boom Capacity Kilograms	3 Degree List Boom Capacity Kilograms	Oper. Radius Meters
70.1m (230 Ft.) Boom							
11.6	81.8	71.8	61 200 *				11.6
12.0	81.4	71.8	60 900 *				12.0
13.0	80.6	71.6	59 700 *	41 200 *			13.0
14.0	79.7	71.4	58 400 *	41 100 *			14.0
15.0	78.9	71.3	57 100 *	40 900 *	30 000 *		15.0
16.0	78.1	71.1	55 400	40 800 *	29 900 *	22 900 *	16.0
18.0	76.4	70.6	48 700	40 500 *	29 700 *	22 700 *	18.0
20.0	74.7	70.1	41 700	38 100	29 600 *	22 700 *	20.0
22.0	73.0	69.5	36 300	33 400	29 300	22 500 *	22.0
24.0	71.3	68.9	32 000	29 600	27 600	22 400 *	24.0
26.0	69.6	68.2	28 500	26 400	24 600	22 300	26.0
28.0	67.8	67.4	25 500	23 700	22 200	20 700	28.0
30.0	66.0	66.5	22 900	21 400	20 100	18 800	30.0
32.0	64.2	65.6	20 800	19 500	18 200	17 100	32.0
34.0	62.4	64.6	18 800	17 700	16 600	15 600	34.0
36.0	60.5	63.5	17 200	16 200	15 200	14 300	36.0
38.0	58.6	62.3	15 700	14 800	13 900	13 200	38.0
40.0	56.7	61.1	14 400	13 600	12 800	12 100	40.0
42.0	54.7	59.7	13 200	12 500	11 800	11 100	42.0
44.0	52.7	58.2	12 100	11 400	10 800	10 200	44.0
46.0	50.6	56.6	11 100	10 500	10 000	9 500	46.0
48.0	48.5	54.9	10 200	9 700	9 200	8 700	48.0
50.0	46.3	53.1	9 400	8 900	8 500	8 000	50.0
52.0	43.9	51.1	8 600	8 200	7 800	7 400	52.0
54.0	41.5	48.9	7 900	7 600	7 200	6 800	54.0
56.0	39.0	46.6	7 300	7 000	6 600	6 300	56.0
58.0	36.3	44.0	6 500 *	6 300 *	6 000 *	5 800	58.0
60.0	33.5	41.1	5 600 *	5 400 *	5 200 *	5 000 *	60.0
62.0	30.4	37.9	4 800 *	4 600 *	4 400 *	4 300 *	62.0
64.0	27.0	34.3	3 900 *	3 800 *	3 600 *	3 500 *	64.0
66.0	23.1	30.0	3 100 *	3 000 *	2 900 *	2 800 *	66.0
68.0	18.5	24.7	2 200 *	2 100 *	2 100 *		68.0




Liftcrane Boom Capacities

Boom No. 22E With Open Throat Top
99 610 kg Crane Counterweight
36 290 kg Carbody Counterweight
Crawler Machine on a Barge
0 Degree thru 3 Degree Machine List
No Travel - 360 Degree Rating

999 SERIES 3

Oper. Radius Meters	Boom Angle Deg.	Boom Point Elev. Meters	0 Degree List Boom Capacity Kilograms	1 Degree List Boom Capacity Kilograms	2 Degree List Boom Capacity Kilograms	3 Degree List Boom Capacity Kilograms	Oper. Radius Meters
73.2m (240 Ft.) Boom							
12.2	81.6	74.8	55 500 *				12.2
13.0	81.0	74.7	55 300 *				13.0
14.0	80.2	74.5	55 000 *	37 100 *			14.0
15.0	79.4	74.4	54 000 *	37 000 *	26 800 *		15.0
16.0	78.6	74.2	52 700 *	36 800 *	26 700 *		16.0
18.0	77.0	73.7	48 200	36 500 *	26 600 *	20 100 *	18.0
20.0	75.4	73.2	41 500	36 100	26 400 *	20 000 *	20.0
22.0	73.7	72.7	36 100	33 300	26 200 *	19 900 *	22.0
24.0	72.1	72.1	31 800	29 300	26 100 *	19 800 *	24.0
26.0	70.5	71.4	28 300	26 200	24 200	19 700 *	26.0
28.0	68.8	70.7	25 300	23 500	21 800	19 600	28.0
30.0	67.1	69.8	22 800	21 200	19 800	18 600	30.0
32.0	65.4	69.0	20 500	19 200	18 000	16 800	32.0
34.0	63.6	68.0	18 700	17 500	16 400	15 300	34.0
36.0	61.9	67.0	17 000	15 900	14 900	14 000	36.0
38.0	60.1	65.9	15 500	14 600	13 700	12 900	38.0
40.0	58.3	64.7	14 200	13 300	12 500	11 800	40.0
42.0	56.4	63.4	13 000	12 200	11 500	10 900	42.0
44.0	54.5	62.0	11 900	11 200	10 600	10 000	44.0
46.0	52.6	60.5	10 900	10 300	9 700	9 200	46.0
48.0	50.6	59.0	10 000	9 500	9 000	8 400	48.0
50.0	48.5	57.2	9 200	8 700	8 200	7 800	50.0
52.0	46.4	55.4	8 500	8 000	7 600	7 200	52.0
54.0	44.2	53.4	7 800	7 400	7 000	6 600	54.0
56.0	41.9	51.3	7 100	6 700	6 400	6 000	56.0
58.0	39.5	49.0	6 500	6 200	5 900	5 600	58.0
60.0	36.9	46.4	5 700 *	5 500 *	5 200 *	5 000	60.0
62.0	34.2	43.6	4 800 *	4 600 *	4 400 *	4 300 *	62.0
64.0	31.3	40.5	4 000 *	3 900 *	3 700 *	3 500 *	64.0
66.0	28.2	37.0	3 300 *	3 100 *	3 000 *	2 900 *	66.0
68.0	24.7	33.0	2 500 *	2 400 *	2 300 *	2 200 *	68.0




Liftcrane Boom Capacities

Boom No. 22E With Open Throat Top
 99 610 kg Crane Counterweight
 36 290 kg Carbody Counterweight
 Crawler Machine on a Barge
 0 Degree thru 3 Degree Machine List
 No Travel - 360 Degree Rating

999 SERIES 3

Oper. Radius Meters	Boom Angle Deg.	Boom Point Elev. Meters	0 Degree List Boom Capacity Kilograms	1 Degree List Boom Capacity Kilograms	2 Degree List Boom Capacity Kilograms	3 Degree List Boom Capacity Kilograms	Oper. Radius Meters
76.2m (250 Ft.) Boom							
12.2	82.0	77.9	50 300 *				12.2
13.0	81.3	77.8	50 000 *				13.0
14.0	80.6	77.6	49 800 *	33 300 *			14.0
15.0	79.8	77.5	49 500 *	33 200 *			15.0
16.0	79.0	77.3	48 900 *	33 100 *	23 800 *		16.0
18.0	77.5	76.9	46 800 *	32 800 *	23 700 *	17 700 *	18.0
20.0	76.0	76.4	41 300	32 500 *	23 500 *	17 600 *	20.0
22.0	74.4	75.9	36 000	31 900	23 300 *	17 500 *	22.0
24.0	72.8	75.3	31 700	29 200	23 200 *	17 400 *	24.0
26.0	71.3	74.6	28 100	25 900	23 000	17 300 *	26.0
28.0	69.7	73.9	25 100	23 200	21 600	17 200 *	28.0
30.0	68.1	73.1	22 600	21 000	19 500	17 100 *	30.0
32.0	66.4	72.3	20 400	19 000	17 700	16 500	32.0
34.0	64.8	71.4	18 500	17 200	16 100	15 000	34.0
36.0	63.1	70.4	16 800	15 700	14 700	13 700	36.0
38.0	61.4	69.4	15 300	14 300	13 400	12 600	38.0
40.0	59.7	68.2	14 000	13 100	12 300	11 600	40.0
42.0	57.9	67.0	12 800	12 000	11 300	10 600	42.0
44.0	56.1	65.7	11 700	11 000	10 300	9 700	44.0
46.0	54.3	64.3	10 700	10 100	9 500	8 900	46.0
48.0	52.4	62.8	9 800	9 300	8 700	8 200	48.0
50.0	50.5	61.3	9 000	8 500	8 000	7 500	50.0
52.0	48.5	59.5	8 300	7 800	7 400	6 900	52.0
54.0	46.5	57.7	7 600	7 100	6 700	6 300	54.0
56.0	44.4	55.7	7 000	6 600	6 200	5 800	56.0
58.0	42.2	53.6	6 400	6 000	5 600	5 300	58.0
60.0	39.9	51.3	5 700	5 400	5 100	4 900	60.0
62.0	37.5	48.8	4 900 *	4 700 *	4 500 *	4 300 *	62.0
64.0	34.9	46.1	4 100 *	3 900 *	3 800 *	3 600 *	64.0
66.0	32.2	43.1	3 400 *	3 200 *	3 100 *	2 900 *	66.0
68.0	29.3	39.7	2 700 *	2 500 *	2 400 *	2 200 *	68.0
70.0	26.0	35.9	2 000 *	1 800 *			70.0



Liftcrane Boom Capacities

Boom No. 22E With Open Throat Top
99 610 kg Crane Counterweight
36 290 kg Carbody Counterweight
Crawler Machine on a Barge
0 Degree thru 3 Degree Machine List
No Travel - 360 Degree Rating

999 SERIES 3

Oper. Radius Meters	Boom Angle Deg.	Boom Point Elev. Meters	0 Degree List Boom Capacity Kilograms
79.2m (260 Ft.) Boom			
12.8	81.8	80.9	45 800 *
13.0	81.7	80.9	45 700 *
14.0	80.9	80.7	45 400 *
15.0	80.2	80.6	45 200 *
16.0	79.5	80.4	44 900 *
18.0	78.0	80.0	44 000 *
20.0	76.5	79.5	41 300
22.0	75.0	79.0	35 800
24.0	73.5	78.5	31 500
26.0	72.0	77.8	27 900
28.0	70.5	77.2	24 900
30.0	68.9	76.4	22 400
32.0	67.4	75.6	20 200
34.0	65.8	74.7	18 300
36.0	64.2	73.8	16 600
38.0	62.6	72.8	15 100
40.0	61.0	71.7	13 800
42.0	59.3	70.6	12 600
44.0	57.6	69.4	11 500
46.0	55.9	68.1	10 500
48.0	54.1	66.6	9 600
50.0	52.3	65.2	8 800
52.0	50.4	63.6	8 000
54.0	48.5	61.8	7 400
56.0	46.6	60.0	6 700
58.0	44.5	58.1	6 100
60.0	42.4	55.9	5 600
62.0	40.3	53.7	4 900 *
64.0	38.0	51.2	4 100 *
66.0	35.6	48.5	3 400 *
68.0	33.0	45.6	2 700 *
70.0	30.2	42.4	2 000 *