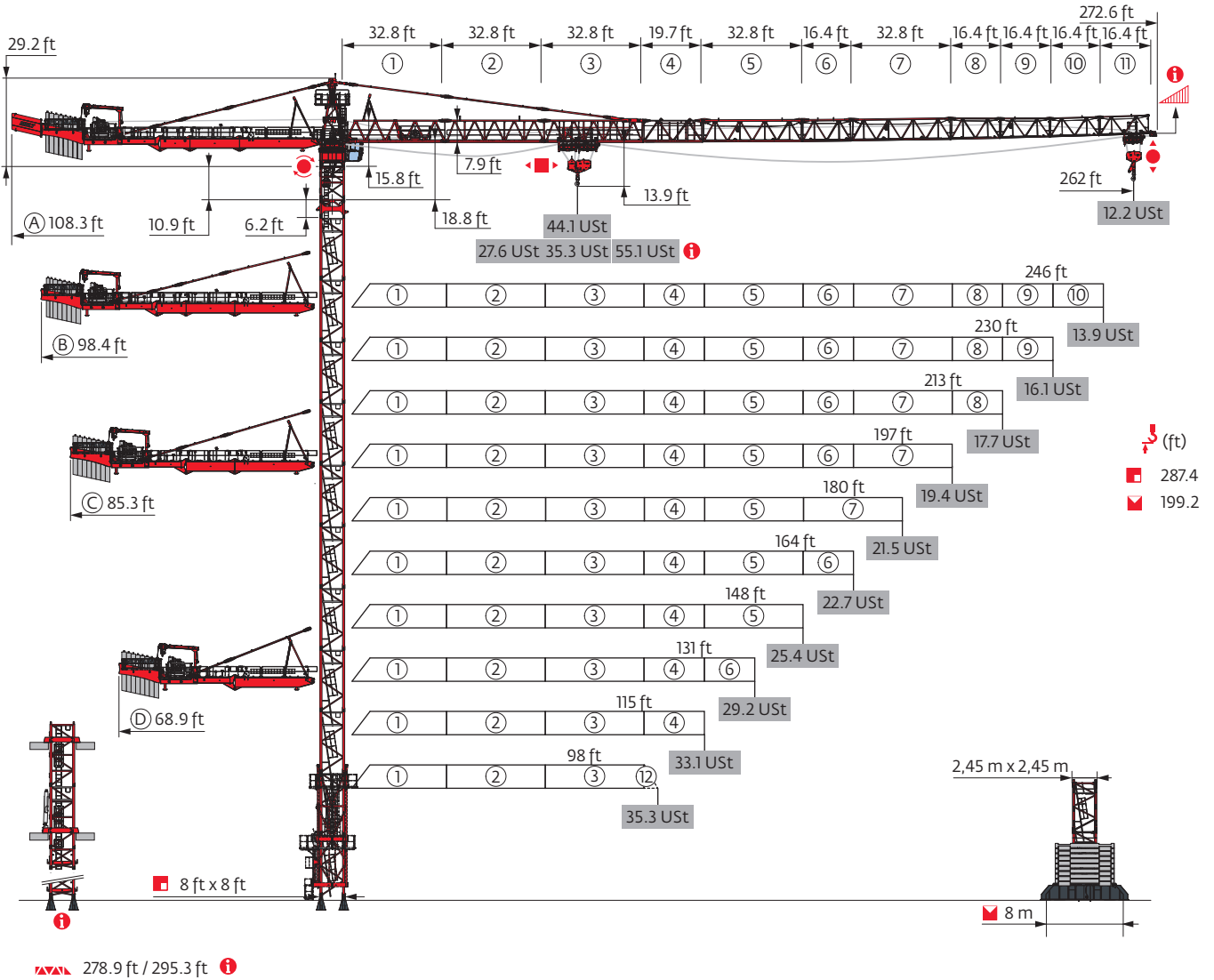


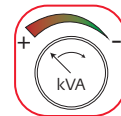
MDLT 1109



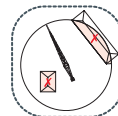
Potain Plus



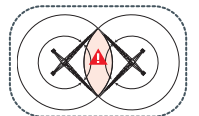
Power Control



Top Site



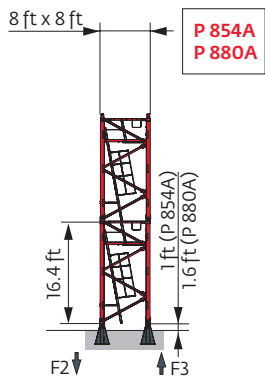
Top Tracing 3



Mast - Reactions

| 8 ft - P 854A | | | | | | | | | | | |
|----------------------------|-------|-----|-----|-----|-----|-----|-----|-----|-----|-----|-----|
| Height (ft) | 98 | 115 | 131 | 148 | 164 | 180 | 197 | 213 | 230 | 246 | 262 |
| Height (ft) | 210 | 210 | 210 | 210 | 210 | 210 | 210 | 210 | 210 | 210 | 210 |
| Height/P _r (ft) | i | | | | | | | | | | |
| 10.9 ft | 1 | 1 | 1 | 1 | 1 | 1 | 1 | 1 | 1 | 1 | 1 |
| 6.2 ft | 1 | 1 | 1 | 1 | 1 | 1 | 1 | 1 | 1 | 1 | 1 |
| 16.4 ft | 12 | 12 | 12 | 12 | 12 | 12 | 12 | 12 | 12 | 12 | 12 |
| F2 (Ust) | ● 385 | 411 | 414 | 408 | 415 | 413 | 412 | 412 | 428 | 404 | 403 |
| | ■ 348 | 337 | 329 | 341 | 339 | 346 | 349 | 361 | 351 | 376 | 380 |
| F3 (Ust) | ● 253 | 272 | 270 | 267 | 292 | 288 | 284 | 284 | 298 | 274 | 270 |
| | ■ 238 | 220 | 208 | 222 | 217 | 222 | 221 | 234 | 222 | 245 | 248 |

| 8 ft - P 880A | | | | | | | | | | | |
|----------------------------|-------|-------|-------|-------|-------|-----|-----|-----|-----|-------|-------|
| Height (ft) | 98 | 115 | 131 | 148 | 164 | 180 | 197 | 213 | 230 | 246 | 262 |
| Height (ft) | 287.4 | 259.8 | 259.8 | 259.8 | 259.8 | 271 | 271 | 271 | 271 | 265.4 | 259.8 |
| Height/P _r (ft) | i | | | | | | | | | | |
| 10.9 ft | 1 | 1 | 1 | 1 | 1 | 1 | 1 | 1 | 1 | 1 | 1 |
| 6.2 ft | 1 | 1 | 1 | 1 | 1 | 1 | 1 | 1 | 1 | 1 | 1 |
| 10.9 ft | 1 | 0 | 0 | 0 | 0 | 1 | 1 | 1 | 1 | 2 | 0 |
| 16.4 ft | 16 | 15 | 15 | 15 | 15 | 15 | 15 | 15 | 15 | 14 | 15 |
| F2 (Ust) | ● 505 | 494 | 498 | 490 | 492 | 503 | 502 | 504 | 516 | 482 | 469 |
| | ■ 749 | 596 | 594 | 598 | 597 | 666 | 664 | 684 | 664 | 650 | 613 |
| F3 (Ust) | ● 334 | 326 | 324 | 321 | 319 | 346 | 341 | 322 | 356 | 326 | 318 |
| | ■ 600 | 450 | 442 | 451 | 446 | 508 | 504 | 523 | 504 | 496 | 463 |



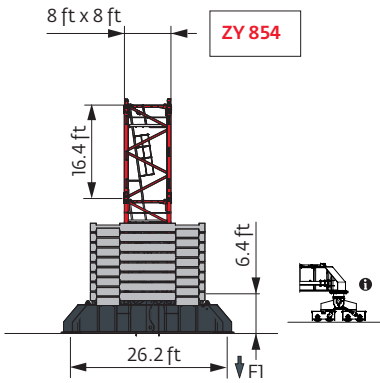
i Motorized accesses: adapted mast compositions, base ballast and reactions.

For any special request, please consult us.

Note: When "ASCE" is noted in this data sheet it is referring to 115 mph Wind Zone, Exposure B, Design Wind Speed = 98 mph. See back cover for design wind speed calculations.

8 ft - ZY 854 - 

| Height (ft) | 98 | 115 | 131 | 148 | 164 | 180 | 197 | 213 | 230 | 246 | 262 |
|--------------|----------|-------|-----|-------|-----|-------|-------|-----|-------|-------|-------|
| H (ft) | 199.2 | 138.8 | 128 | 133.5 | 128 | 138.8 | 144.4 | 128 | 122.4 | 171.6 | 182.7 |
| H/P_r (ft) | i | | | | | | | | | | |
| 10.9 ft | 1 | 1 | 1 | 1 | 1 | 1 | 1 | 1 | 1 | 1 | 1 |
| 6.2 ft | 1 | 1 | 1 | 1 | 1 | 1 | 1 | 1 | 1 | 1 | 1 |
| 10.9 ft | 0 | 2 | 1 | 0 | 1 | 2 | 1 | 1 | 2 | 2 | 0 |
| 16.4 ft | 11 | 6 | 6 | 7 | 6 | 6 | 7 | 6 | 5 | 8 | 10 |
| F1 (Ust) | ● 218 | 194 | 191 | 190 | 191 | 194 | 201 | 201 | 205 | 228 | 234 |
| | ■ 171 | 161 | 166 | 163 | 168 | 170 | 176 | 178 | 186 | 196 | 202 |



Anchorage

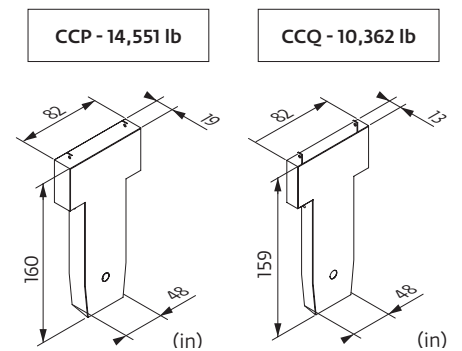


Base ballast

| (Ust) / 8 ft - ZY 854 - | | | | | | | | | | | |
|-------------------------|-------|-------|-------|-------|-------|-------|-------|-------|-------|-------|-------|
| ▲▲▲ (ft) | 98 | 115 | 131 | 148 | 164 | 180 | 197 | 213 | 230 | 246 | 262 |
| 199.2 | 172 | | | | | | | | | | |
| 182.7 | 158.7 | | | | | | | | | | 238.1 |
| 171.6 | 145.5 | | | | | | | | 224.9 | 238.1 | |
| 144.4 | 119.1 | | | | | 158.7 | | | 211.6 | 224.9 | |
| 138.8 | 119.1 | 145.5 | | | | 145.5 | 145.5 | | 211.6 | 224.9 | |
| 133.5 | 119.1 | 145.5 | | 145.5 | | 145.5 | 145.5 | | 211.6 | 224.9 | |
| (ft) 128 | 119.1 | 145.5 | 145.5 | 145.5 | 145.5 | 145.5 | 145.5 | 185.2 | 211.6 | 211.6 | |
| 122.4 | 119.1 | 145.5 | 145.5 | 145.5 | 145.5 | 145.5 | 145.5 | 185.2 | 198.4 | 211.6 | 211.6 |
| 106 | 119.1 | 145.5 | 145.5 | 145.5 | 145.5 | 145.5 | 145.5 | 185.2 | 198.4 | 198.4 | 211.6 |
| 89.6 | 119.1 | 145.5 | 145.5 | 145.5 | 145.5 | 145.5 | 145.5 | 172 | 198.4 | 198.4 | 198.4 |
| 73.2 | 119.1 | 145.5 | 145.5 | 145.5 | 145.5 | 145.5 | 145.5 | 172 | 198.4 | 198.4 | 198.4 |
| 56.8 | 119.1 | 145.5 | 145.5 | 145.5 | 145.5 | 145.5 | 145.5 | 172 | 198.4 | 198.4 | 198.4 |

Counter-jib ballast

| ▲▲▲ | 180 HPL™ | | | 320 LVF GH | | |
|--------|-----------|-----------|---------|------------|-----------|---------|
| | 14,551 lb | 10,362 lb | (lb) | 14,551 lb | 10,362 lb | (lb) |
| 262 ft | 7 | 1 | 112,215 | 6 | 2 | 108,027 |
| 246 ft | 6 | 2 | 108,027 | 5 | 3 | 103,838 |
| 230 ft | 6 | 2 | 108,027 | 6 | 1 | 97,665 |
| 213 ft | 7 | 0 | 101,854 | 5 | 2 | 93,476 |
| 197 ft | 8 | 0 | 116,404 | 6 | 2 | 108,027 |
| 180 ft | 5 | 3 | 103,838 | 6 | 1 | 97,665 |
| 164 ft | 7 | 0 | 101,854 | 5 | 2 | 93,476 |
| 148 ft | 4 | 3 | 89,287 | 5 | 1 | 83,114 |
| 131 ft | 8 | 0 | 116,404 | 7 | 1 | 112,215 |
| 115 ft | 5 | 3 | 103,838 | 7 | 0 | 101,854 |
| 98 ft | 6 | 0 | 87,303 | 5 | 1 | 83,114 |



Load curves



| | | (ft) | | 72 | 82 | 98 | 115 | 131 | 148 | 154 | 164 | 171 | 180 | 187 | 197 | 203 | 213 | 220 | 230 | 236 | 246 | 253 | 262 | ft |
|-----|----------------------------|--------------------------------|--------|------|------|---------------|---------------|---------------|---------------|------|---------------|------|---------------|------|---------------|------|---------------|------|---------------|------|---------------|------|---------------|----|
| | 44.1 USt | | 22 USt | | | | | | | | | | | | | | | | | | | | | |
| 262 | 15.4 → 76.3 15.4 → 76.4 | 139.4 - 151 141.5 - 152.3 | 44.1 | 40.7 | 33.2 | 27.8 | 23.7 | 22 | 21.5 | 20.1 | 19.2 | 18 | 17.3 | 16.3 | 15.7 | 14.8 | 14.3 | 13.6 | 13.1 | 12.5 | 12.1 | 11.6 | USt | |
| | | | 44.1 | 40.8 | 33.3 | 28 | 24.1 | 22 | 21.8 | 20.4 | 19.5 | 18.4 | 17.7 | 16.7 | 16.2 | 15.4 | 14.9 | 14.2 | 13.7 | 13.1 | 12.8 | 12.2 | USt P+ | |
| 246 | 15.4 → 79.6 15.4 → 79.6 | 145.9 - 157.5 148.5 - 159.2 | 44.1 | 42.6 | 34.8 | 29.2 | 25 | 22 | 22 | 21.1 | 20.2 | 18.9 | 18.2 | 17.1 | 16.5 | 15.6 | 15.1 | 14.3 | 13.9 | 13.2 | USt | | | |
| | | | 44.1 | 42.7 | 34.9 | 29.5 | 25.4 | 22.2 | 22 | 21.4 | 20.5 | 19.3 | 18.6 | 17.6 | 17 | 16.2 | 15.7 | 15 | 14.5 | 13.9 | USt P+ | | | |
| 230 | 15.4 → 84.5 15.4 → 84.7 | 155.5 - 167.4 158.7 - 170.7 | 44.1 | 44.1 | 37.3 | 31.3 | 26.9 | 23.4 | 22.3 | 22 | 21.6 | 20.3 | 19.5 | 18.4 | 17.7 | 16.8 | 16.2 | 15.4 | USt | | | | | |
| | | | 44.1 | 44.1 | 37.5 | 31.6 | 27.3 | 23.9 | 22.8 | 22 | 22 | 20.8 | 20 | 19 | 18.3 | 17.4 | 16.9 | 16.1 | USt P+ | | | | | |
| 213 | 15.4 → 85.8 15.4 → 85.9 | 157.8 - 169.9 161.6 - 172.6 | 44.1 | 44.1 | 37.9 | 31.9 | 27.4 | 23.9 | 22.7 | 22 | 21.9 | 20.6 | 19.8 | 18.7 | 18 | 17.1 | USt | | | | | | | |
| | | | 44.1 | 44.1 | 38.1 | 32.2 | 27.8 | 24.4 | 23.2 | 22 | 22 | 21.1 | 20.3 | 19.3 | 18.6 | 17.7 | USt P+ | | | | | | | |
| 197 | 15.4 → 85.9 15.4 → 86 | 158.1 - 170.2 161.2 - 171 | 44.1 | 44.1 | 38 | 31.9 | 27.4 | 23.9 | 22.7 | 22 | 22 | 20.7 | 19.8 | 18.7 | USt | | | | | | | | | |
| | | | 44.1 | 44.1 | 38.1 | 32.2 | 27.8 | 24.3 | 23.2 | 22 | 22 | 21 | 20.3 | 19.4 | USt P+ | | | | | | | | | |
| 180 | 15.4 → 87 15.4 → 87.1 | 160.1 - 172.3 161.6 - 173.9 | 44.1 | 44.1 | 38.5 | 32.4 | 27.8 | 24.3 | 23 | 22 | 22 | 20.9 | USt | | | | | | | | | | | |
| | | | 44.1 | 44.1 | 38.5 | 32.5 | 28 | 24.5 | 23.3 | 22 | 22 | 21.5 | USt P+ | | | | | | | | | | | |
| 164 | 15.4 → 89.5 15.4 → 89.6 | | 44.1 | 44.1 | 39.7 | 33.5 | 28.7 | 25.1 | 23.8 | 22.2 | USt | | | | | | | | | | | | | |
| | | | 44.1 | 44.1 | 40 | 33.9 | 29.2 | 25.6 | 24.4 | 22.7 | USt P+ | | | | | | | | | | | | | |
| 148 | 15.4 → 88.7 15.4 → 88.7 | | 44.1 | 44.1 | 39.3 | 33.1 | 28.4 | 24.8 | USt | | | | | | | | | | | | | | | |
| | | | 44.1 | 44.1 | 39.5 | 33.5 | 28.9 | 25.4 | USt P+ | | | | | | | | | | | | | | | |
| 131 | 15.4 → 90.8 15.4 → 90.8 | | 44.1 | 44.1 | 40.4 | 34 | 29.2 | USt | | | | | | | | | | | | | | | | |
| | | | 44.1 | 44.1 | 40.4 | 34 | 29.2 | USt P+ | | | | | | | | | | | | | | | | |
| 115 | 15.4 → 88.6 15.4 → 88.6 | | 44.1 | 44.1 | 39.3 | 33.1 | USt | | | | | | | | | | | | | | | | | |
| | | | 44.1 | 44.1 | 39.3 | 33.1 | USt P+ | | | | | | | | | | | | | | | | | |
| 98 | 15.4 → 80.4 15.4 → 80.4 | | 44.1 | 43.2 | 35.3 | USt | | | | | | | | | | | | | | | | | | |
| | | | 44.1 | 43.2 | 35.3 | USt P+ | | | | | | | | | | | | | | | | | | |

$$w_{roof} = w_{roof} - 2.11 \text{ USt max.}$$



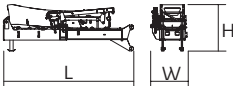
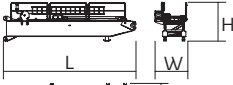
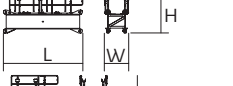
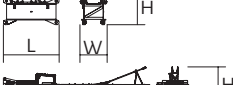

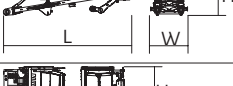
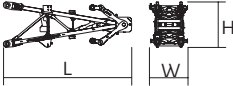
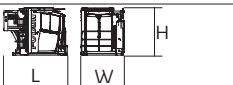


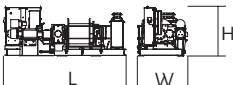
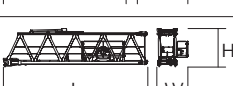
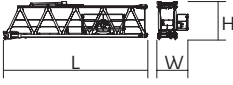
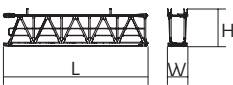


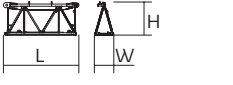
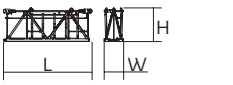
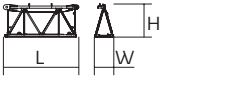
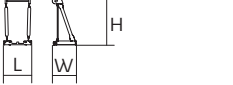
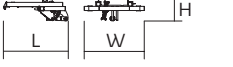


| | | (m) | | 72 | 82 | 98 | 115 | 131 | 148 | 154 | 164 | 171 | 180 | 187 | 197 | 203 | 213 | 220 | 230 | 236 | 246 | 253 | 262 | ft |
|-----|----------------------------|--------------------------------|--------|------|------|---------------|---------------|---------------|---------------|------|---------------|------|---------------|------|---------------|------|---------------|------|---------------|------|---------------|------|---------------|----|
| | 44.1 USt | | 22 USt | | | | | | | | | | | | | | | | | | | | | |
| 262 | 12.5 → 76.3 12.5 → 76.3 | 138.7 - 141.7 140.3 - 143.4 | 44.1 | 40.7 | 33.1 | 27.7 | 23.6 | 21 | 19.9 | 18.5 | 17.6 | 16.4 | 15.7 | 14.7 | 14.1 | 13.2 | 12.7 | 12 | 11.5 | 10.9 | 10.5 | 9.9 | USt | |
| | | | 44.1 | 40.8 | 33.4 | 28 | 23.9 | 21.3 | 20.3 | 18.9 | 18.1 | 16.9 | 16.2 | 15.2 | 14.7 | 13.8 | 13.3 | 12.6 | 12.2 | 11.6 | 11.2 | 10.7 | USt P+ | |
| 246 | 12.5 → 79.1 12.5 → 79.1 | 144.4 - 147.6 145.8 - 148.8 | 44.1 | 42.3 | 34.5 | 28.9 | 24.7 | 22 | 20.9 | 19.4 | 18.5 | 17.3 | 16.5 | 15.5 | 14.9 | 14 | 13.4 | 12.7 | 12.2 | 11.6 | USt | | | |
| | | | 44.1 | 42.4 | 34.6 | 29.1 | 24.9 | 22 | 21.2 | 19.7 | 18.9 | 17.7 | 17 | 16 | 15.4 | 14.5 | 14 | 13.3 | 12.9 | 12.2 | USt P+ | | | |
| 230 | 12.5 → 83.7 12.5 → 83.7 | 152.8 - 156 154.1 - 157.5 | 44.1 | 44.1 | 36.8 | 30.9 | 26.4 | 23 | 22 | 20.8 | 19.8 | 18.5 | 17.7 | 16.6 | 16 | 15 | 14.5 | 13.7 | USt | | | | | |
| | | | 44.1 | 44.1 | 36.9 | 31 | 26.6 | 23.2 | 22 | 21.1 | 20.1 | 18.9 | 18.2 | 17.1 | 16.5 | 15.6 | 15.1 | 14.3 | USt P+ | | | | | |
| 213 | 12.5 → 85.3 12.5 → 85.4 | 156.3 - 159.7 157.9 - 161.1 | 44.1 | 44.1 | 37.6 | 31.6 | 27.1 | 23.6 | 22.4 | 21.4 | 20.4 | 19.1 | 18.3 | 17.2 | 16.5 | 15.5 | USt | | | | | | | |
| | | | 44.1 | 44.1 | 37.7 | 31.8 | 27.3 | 23.8 | 22.7 | 21.6 | 20.7 | 19.5 | 18.7 | 17.7 | 17.1 | 16.2 | USt P+ | | | | | | | |
| 197 | 12.5 → 85.5 12.5 → 85.5 | 156.6 - 160 158.3 - 161.6 | 44.1 | 44.1 | 37.7 | 31.7 | 27.2 | 23.7 | 22.5 | 21.4 | 20.4 | 19.1 | 18.3 | 17.2 | USt | | | | | | | | | |
| | | | 44.1 | 44.1 | 37.8 | 31.9 | 27.4 | 23.9 | 22.7 | 21.7 | 20.8 | 19.6 | 18.9 | 17.9 | USt P+ | | | | | | | | | |
| 180 | 12.5 → 86.9 12.5 → 87.1 | 159.9 - 163.4 161.8 - 164.7 | 44.1 | 44.1 | 38.5 | 32.4 | 27.8 | 24.2 | 23 | 21.9 | 21 | 19.6 | USt | | | | | | | | | | | |
| | | | 44.1 | 44.1 | 38.6 | 32.6 | 28 | 24.5 | 23.3 | 22 | 21.3 | 20.2 | USt P+ | | | | | | | | | | | |
| 164 | 12.5 → 89.5 12.5 → 89.6 | | 44.1 | 44.1 | 39.7 | 33.5 | 28.7 | 25.1 | 23.8 | 22.2 | USt | | | | | | | | | | | | | |
| | | | 44.1 | 44.1 | 40 | 33.9 | 29.2 | 25.6 | 24.4 | 22.7 | USt P+ | | | | | | | | | | | | | |
| 148 | 12.5 → 88.7 12.5 → 88.7 | | 44.1 | 44.1 | 39.3 | 33.1 | 28.4 | 24.8 | USt | | | | | | | | | | | | | | | |
| | | | 44.1 | 44.1 | 39.5 | 33.5 | 28.9 | 25.4 | USt P+ | | | | | | | | | | | | | | | |
| 131 | 12.5 → 90.8 12.5 → 90.8 | | 44.1 | 44.1 | 40.4 | 34 | 29.2 | USt | | | | | | | | | | | | | | | | |
| | | | 44.1 | 44.1 | 40.4 | 34 | 29.2 | USt P+ | | | | | | | | | | | | | | | | |
| 115 | 12.5 → 88.6 12.5 → 88.6 | | 44.1 | 44.1 | 39.3 | 33.1 | USt | | | | | | | | | | | | | | | | | |
| | | | 44.1 | 44.1 | 39.3 | 33.1 | USt P+ | | | | | | | | | | | | | | | | | |
| 98 | 12.5 → 80.4 12.5 → 80.4 | | 44.1 | 43.2 | 35.3 | USt | | | | | | | | | | | | | | | | | | |
| | | | 44.1 | 43.2 | 35.3 | USt P+ | | | | | | | | | | | | | | | | | | |

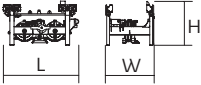

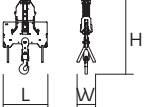

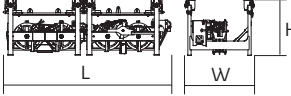



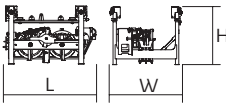

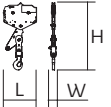

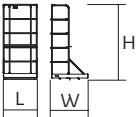
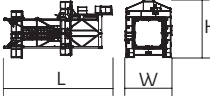

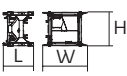



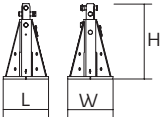
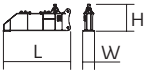

$$w_{roof} = w_{roof} - 1.26 \text{ USt max.}$$

Dimensions and weight

Slewing crane part:  262 ft -  180 HPL™



| Slewing crane part | | L (ft) | W (ft) | H (ft) | lb (+/- 5%) |
|-------------------------|---|--------|--------|--------|-------------|
| Counter-jib |  | 25.8 | 7.3 | 9.2 | 21,164 |
| |  | 27.4 | 6.6 | 8 | 16,094 |
| |  | 17.6 | 5.3 | 9 | 10,097 |
| |  | 11 | 5.4 | 7.9 | 6,790 |
| |  | 102.2 | 21.9 | 20.3 | 70,989 |
| |  | 93.2 | 21.9 | 20.3 | 70,107 |
| Cathead |  | 20.7 | 6.2 | 7.3 | 17,857 |
| |  | 11 | 7.5 | 8.2 | 6,614 |
| |  | 9.8 | 9.5 | 9.8 | 37,038 |
| |  | 23.5 | 9.8 | 9.8 | 43,652 |
| Hoisting winch (+ rope) |  | 16.2 | 6.6 | 6.6 | 20,459 |
| |  | 18.4 | 7.2 | 7.8 | 31,150 |
| Jib section |  | 34.2 | 7.4 | 8.9 | 22,170 |
| Jib section |  | 34.1 | 4.5 | 9.1 | 15,212 |
| |  | 34 | 4.5 | 7.9 | 16,314 |
| |  | 34.4 | 4.5 | 7.8 | 11,023 |
| |  | 33.9 | 4.5 | 7.5 | 7,011 |
| Jib section |  | 20.9 | 4.5 | 7.9 | 8,774 |
| |  | 17.8 | 4.5 | 7.7 | 4,850 |
| |  | 17.3 | 4.5 | 7.3 | 2,998 |
| |  | 17.3 | 4.5 | 6.8 | 2,183 |
| |  | 17.3 | 4.5 | 6.7 | 1,962 |
| |  | 4.5 | 3.3 | 7.3 | 1,303 |
| | | 5.5 | 5.2 | 1.9 | 728 |

| | | | L (ft) | W (ft) | H (ft) | lb (+/- 5%) |
|--|---|---|--|---|---|---|
| Trolley |  |  | 8.6 | 5.7 | 5.2 | 2,678 |
| Pulley block |  |  | 6.2 | 2.6 | 10.4 | 3,120 |
| Trolley |  |  | 13.8 | 5.9 | 4.9 | 3,219 |
| Pulley block |  |  | 7.5 | 1.1 | 9.7 | 2,888 |
| Trolley |  |  | 6.9 | 5.9 | 4.9 | 1,720 |
| Pulley block |  |  | 5 | 1.1 | 10 | 1,786 |
| Trolley inspection platform |  | | 3.1 | 3.4 | 7 | 125 |
| Crane tower | | | | | | |
| T 851 |  |  | 36.7 | 15.9 | 19 | 34,723 |
| K 85/K 85-2 |  |  | 7.3 | 10.7 | 8.2 | 7,937 |
| KM 850.10B KM 850.14B KMT 850.10A KMT 850.14A K 88/K 85A2 KM 880.10A KMT 850.10C |  |  | 33.9 33.9 17.5 17.5 17.5 17.8 12 | 8.3 8.3 8.3 8.3 8.2 8.3 8.3 | 8.2 8.2 8.2 8.2 8.2 8.3 8.2 | 22,201 24,670 12,015 13,206 18,281 18,453 9,326 |
| Fixing angles |  | P 854A P 880A | 3 3.3 | 3 3.3 | 4.9 6.2 | 2,072 3,536 |
| 1/2 Cross girder |  | ZY 854 | 18.7 | 3.2 | 7.4 | 14,176 |
| Cross girder |  | ZY 854 | 39 | 4.7 | 7.4 | 30,865 |

Mechanisms

| 480 V - 60 Hz | | | | | | | | | | | | hp | kW | | | | | |
|---------------|------------------------------|-----|--|------|-----|-----|-----|------|------|-----|------|-----|-----|-----|----------|--------|---------|--|
| | 180 HPL™100 | fpm | 107 | 131 | 174 | 274 | 323 | 53 | 66 | 89 | 143 | 161 | 180 | 132 | 1,745 ft | | | |
| | | USt | 22 | 16.5 | 11 | 5.5 | 4 | 44.1 | 33.1 | 22 | 11 | 8.9 | | | | | | |
| | 320 LVF 100 GH Optima | fpm | 220 | 279 | 369 | 436 | | 112 | 141 | 187 | 218 | | 320 | 240 | 3,488 ft | | | |
| | | USt | 22 | 16.5 | 11 | 8 | | 44.1 | 33.1 | 22 | 18.1 | | | | | | | |
| | 15 DVF 16 Optima | fpm | 0 → 108 (44.1 USt) 0 → 164 (22 USt) 0 → 220 (11 USt) 0 → 328 (2.8 USt) | | | | | | | | | | | | | 15 | 11 | |
| | RVF 174 Optima + | rpm | 0 → 0.7 | | | | | | | | | | | | | 4 x 10 | 4 x 7.5 | |
| | | | | | | | | | | | | | | | | | | |

| 480 V (+6% -10%) 60 Hz | 180 HPL™: 194 → 122 kVA | |
|------------------------|---------------------------|--|
| | 320 LVF GH: 306 → 178 kVA | |

These mast combinations meet the EN 14439 and ASME B30.3-2016 specifications for "out of service" wind conditions, provided the illustrated wind speed matches required design wind speed for the location of the tower crane. The "out of service" design wind speed was determined in accordance with ASCE 7-10, Figure 26.5-1A. The wind velocity, used for this configuration was 98 mph (158 kph), which represents a nominal design 3-second wind gust at 33 ft (10 m) above ground for Exposure B category. A factor of 0.85 was applied to the 700-year ultimate design wind speed of 115 mph (185 kph), per ASCE 37-02, with the assumption that this crane is considered a temporary structure used during a construction period of 2 years or less.

- Jib elevation
- Total ballast weight
- Required power
- Standard equipment
- Lorry 44 ft
- Power Control Function: winch speeds adapted to the available power
- Options
- Container High Cube 40 ft, and/or Flat Rack 20 ft
- Consult us
- Potain Plus function: Plus load curves
- Hoisting
- Hook heights with Plus load curves
- Trolleying
- Reactions in service
- Slewing
- Reactions out of service
- Travelling

This commercial document is not legally binding. For any technical information, please refer to the corresponding instructions.

