

Liftcrane Boom Extended Upper Point Capacities

MLC650 VPC-MAX SERIES 2

Boom No. B80:680-681-682
with Mast No. M11:684 and
24.9 ft Extended Upper Boom Point
661,300 lb VPC (Variable Position Counterweight)
Crawler Machine on a Barge
0 Degree thru 2 Degree Static Machine List
No Travel - 360 Degree Rating



LIFTING CAPACITIES: Lifting capacities are for a crawler machine when operating on a barge. Machine shall be positively secured to prevent shifting. Lifting capacities for various boom lengths and operating radii are for freely suspended loads and may be based on percent of static tipping or strength of structural components. Capacities shown are for boom point or extended upper boom point and their respective operating radii. Capacities must be reduced by applicable deducts.

Weight of all load blocks, hooks, weight ball, slings, hoist lines, etc., beneath sheaves is considered part of load. Boom is not to be lowered beyond radii where combined weights are greater than rated capacity. Where no capacity is shown, operation is not intended or approved.

OPERATING CONDITIONS: Machine to operate on a firm and uniformly supporting surface with machine list not to exceed degrees noted. Refer to Boom Rigging No. 81022864, Mast Rigging No. 84050187, Wire Rope Specifications chart No. 9467-A, Counterweight Arrangements chart No. 9349-A, and Wind Conditions chart No. 9466-A. Crane operator judgment must be used to allow for dynamic load effects of swinging, hoisting or lowering, wind conditions, as well as adverse operating conditions and physical machine depreciation. Refer to the Operator Manual for operating guidelines.



EXTENDED UPPER BOOM POINT OPERATING RADIUS: Extended upper boom point operating radius is horizontal distance from axis of rotation at barge deck to center of vertical hoist line or load block.



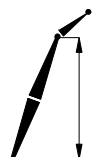
BOOM POINT OPERATING RADIUS: Boom point operating radius is horizontal distance from axis of rotation at barge deck to center of vertical hoist line or load block on boom point.



BOOM ANGLE: Boom angle in degrees (°) is angle between horizontal and centerline of boom butt and inserts, and is an indication of operating radius. In all cases, operating radius shall govern capacity.



EXTENDED UPPER BOOM POINT ELEVATION: Extended upper boom point elevation is vertical distance from barge deck to centerline of extended upper boom point shaft.



BOOM POINT ELEVATION: Boom point elevation is vertical distance from barge deck to centerline of boom point shaft.

MACHINE EQUIPMENT: Machine equipped with VPC-MAX, 36 ft 6 in. crawlers, 60 in. or 80 in. treads, 36 ft 1 in. live mast, 118.1 ft mast, 16 part boom hoist reeving, boom support straps, and 661,300 lb VPC.

Warning: Luffing jib backstay straps must be removed before use of this chart. *Crane tipping or structural damage may occur.*

MLC650 VPC-MAX S-2



Upper Boom Point (upper sheave) Capacity for Liftcrane Service - Whip Line	
Drum 1 or 3	
1 Part	2 Parts
30,000 lb	60,000 lb
In all cases upper boom point (upper sheave) capacities cannot exceed those listed for extended upper boom point.	

Boom Point Capacity for Liftcrane Service - Whip Line	
Drum 1	Drum 3
1 Part	
48,800 lb	30,000 lb
2 Parts	
97,600 lb	60,000 lb
3 Parts	
146,400 lb	90,000 lb
4 Parts	
195,200 lb	120,000 lb
In all cases boom point capacities cannot exceed those listed for extended upper boom point.	

REFERENCE ONLY!

MLC650 VPC-MAX S-2



Refer to Tables 1 and 2 for raising ability with the maximum weight of all load blocks, hooks, weight ball, slings, and hoist lines beneath sheaves. For block weights shown with #, load blocks, hooks, weight ball, and slings must remain on ground until combined weights are within rated capacity of chart. Raising is not permitted in shaded areas of table.

Select counterweight position from Tables 1 or 2 that will allow raising and lowering of boom length. Counterweight position selection may be changed with boom on ground or while boom is within operating range of capacity chart.

Combined weight beneath sheaves must not exceed block weight shown.

Table 1

Over End or Side of Crawlers						
Boom Length (ft)	38.7 ft Counterweight Position			60.0 ft Counterweight Position		
	Machine List					
	0°	1°	2°	0°	1°	2°
	Block Weight (lb)					
301.8 - 321.5	21,500	21,500	21,500	21,500	21,500	21,500
341.2	21,500	9,400	9,400	21,500	21,500	21,500
360.9	17,500	9,400	9,400	21,500	21,500	21,500
370.7	9,400	9,400	9,400	21,500	21,500	21,500
380.6 - 400.3	#	#	#	21,500	21,500	21,500
410.1	Raising Not Permitted			21,500	21,500	21,500
419.9				21,500	21,500	21,500
429.8				21,500	21,500	
439.6				17,500	9,400	
449.5				9,400	9,400	
459.3				#	#	
469.2 - 479.0				#		
488.8 - 498.7				#		

MLC650 VPC-MAX S-2

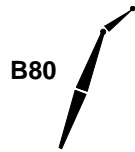


Table 2

Over End of Blocked Crawlers						
Boom Length (ft)	38.7 ft Counterweight Position			60.0 ft Counterweight Position		
	Machine List					
	0°	1°	2°	0°	1°	2°
	Block Weight (lb)					
301.8 - 321.5	21,500	21,500	21,500	21,500	21,500	21,500
341.2	21,500	9,400	9,400	21,500	21,500	21,500
360.9	17,500	9,400	9,400	21,500	21,500	21,500
370.7	9,400	9,400	9,400	21,500	21,500	21,500
380.6 - 400.3	#	#	#	21,500	21,500	21,500
410.1	#	#	#	21,500	21,500	21,500
419.9	Raising Not Permitted			21,500	21,500	21,500
429.8				21,500	21,500	
439.6				17,500	9,400	
449.5				9,400	9,400	
459.3				#	#	
469.2 - 479.0				#		
488.8 - 498.7				#		

Warning: Crane must remain in-line with crawlers when raising over end of blocked crawlers until operating radius is within 360 degree chart. Crane tipping or structural damage can occur.

Explanation of Symbols



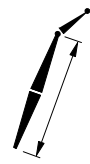
Boom No. B80:680-681-682



VPC (Variable Position Counterweight)



360 Degree Rating



Boom Length




Extended Upper Boom Point
Offset Angle



Extended Upper Boom Point Operating Radius
(see page 1)

REFERENCE ONLY!

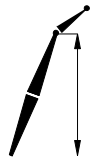
Explanation of Symbols
(continued)



Extended Upper Boom Point Elevation
(see page 1)




Boom Point Operating Radius
(see page 1)



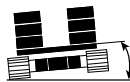
Boom Point Elevation
(see page 1)



Boom Angle
(see page 1)



Counterweight Position
from Axis of Rotation



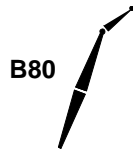
Machine List



Lifting Capacities
(see page 1)

REFERENCE ONLY!

MLC650 VPC-MAX S-2



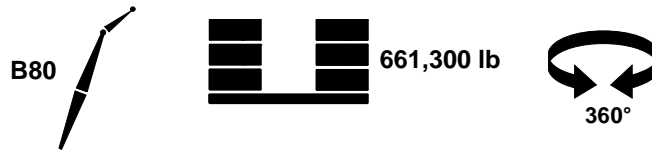
661,300 lb



360°

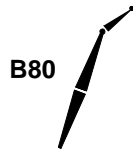
ft	ft	ft	ft	ft	lb	lb	lb	lb	lb	lb	
46	333.2	36.6	308.7	84.9	341,600			341,600			
48	333.0	38.5	308.5	84.5	341,600			341,600			
50	332.7	40.3	308.3	84.2	341,600			341,600			
55	332.0	44.9	307.7	83.3	341,600			341,600			
60	331.2	49.6	307.0	82.4	341,600			341,600			
65	330.3	54.2	306.3	81.5	341,600	321,200		341,600	321,200		
70	329.3	58.9	305.5	80.6	341,600	320,300	284,300	341,600	320,300	284,300	
80	327.1	68.1	303.6	78.8	340,200	318,100	284,300	340,200	318,100	284,300	
90	324.5	77.3	301.5	77.0	336,500	315,300	284,300	336,500	315,300	284,300	
100	321.7	86.6	299.0	75.1	324,500	301,100	280,300	332,500	312,200	284,300	
110	318.4	95.9	296.3	73.3	284,100	265,000	247,800	328,300	309,100	284,300	
120	314.8	105.2	293.1	71.4	250,700	234,900	220,400	324,300	305,800	284,300	
130	310.9	114.5	289.7	69.5	222,600	209,300	197,100	320,400	302,800	284,300	
140	306.5	123.8	285.9	67.6	198,700	187,400	176,900	316,800	300,000	284,300	
150	301.8	133.1	281.7	65.7	178,100	168,400	159,300	291,000	275,600	261,300	
160	296.6	142.4	277.0	63.7	160,100	151,700	143,800	266,100	252,800	240,400	
170	290.9	151.7	272.0	61.7	144,300	136,900	130,100	244,400	232,800	221,900	
180	284.8	161.1	266.6	59.6	130,200	123,800	117,700	225,300	215,100	205,500	
190	278.2	170.4	260.7	57.5	117,700	112,000	106,700	208,300	199,300	190,800	
200	271.0	179.8	254.2	55.3	106,400	101,400	96,700	193,200	185,200	177,600	
210	263.2	189.1	247.2	53.1	96,100	91,700	87,500	179,500	172,400	165,600	
220	254.8	198.5	239.6	50.8	86,800	82,900	79,200	167,200	160,800	154,700	
230	245.6	207.9	231.4	48.4	78,300	74,900	71,600	155,900	150,200	144,800	
240	235.6	217.3	222.4	45.9	70,500	67,400	64,500	145,700	140,600	135,700	
250	224.7	226.7	212.5	43.3	63,300	60,600	58,000	136,200	131,700	127,300	
260	212.7	236.2	201.6	40.6	56,600	54,200	51,900	127,600	123,500	119,500	
270	199.4	245.6	189.6	37.6	50,400	48,300	46,300	119,500	115,900	112,300	
280	184.6	255.1	176.1	34.5	44,600	42,700	41,000	112,000	108,800	105,600	
290	167.7	264.7	160.7	31.0	39,100	37,500	36,000	105,100	102,200	99,400	

MLC650 VPC-MAX S-2



301.8 ft 35°					38.7 ft			60.0 ft		
ft	ft	ft	ft	ft	0° lb	1° lb	2° lb	0° lb	1° lb	2° lb
46										
48	332.0	36.2	308.7	84.9	283,200			283,200		
50	331.7	38.1	308.5	84.6	283,200			283,200		
55	331.0	42.8	308.0	83.7	283,200			283,200		
60	330.1	47.4	307.4	82.8	283,200			283,200		
65	329.2	52.0	306.7	81.9	283,200	270,300		283,200	270,300	
70	328.3	56.7	305.9	81.0	283,200	270,300	257,400	283,200	270,300	257,400
80	326.1	66.0	304.1	79.2	283,200	270,300	257,400	283,200	270,300	257,400
90	323.5	75.3	302.0	77.4	283,200	270,200	257,400	283,200	270,200	257,400
100	320.6	84.6	299.6	75.5	283,200	269,500	257,200	283,200	269,500	257,200
110	317.4	93.9	296.9	73.7	282,200	266,900	249,700	282,200	268,600	256,700
120	313.8	103.3	293.8	71.8	252,500	236,600	222,100	280,800	267,700	256,000
130	309.8	112.7	290.4	69.9	224,200	210,900	198,600	279,600	266,800	255,500
140	305.4	122.0	286.6	68.0	200,200	188,800	178,300	273,000	266,100	255,100
150	300.7	131.4	282.5	66.0	179,400	169,600	160,600	264,600	260,700	254,900
160	295.4	140.7	277.9	64.0	161,300	152,800	144,900	257,000	253,400	241,200
170	289.8	150.1	272.9	62.0	145,300	138,000	131,100	245,200	233,600	222,700
180	283.6	159.5	267.5	59.9	131,200	124,700	118,700	226,000	215,800	206,200
190	277.0	169.0	261.6	57.8	118,500	112,800	107,500	209,000	200,000	191,400
200	269.7	178.4	255.2	55.6	107,100	102,100	97,400	193,800	185,800	178,200
210	261.9	187.8	248.2	53.4	96,800	92,400	88,200	180,000	172,900	166,100
220	253.4	197.3	240.6	51.1	87,500	83,500	79,800	167,600	161,300	155,200
230	244.2	206.8	232.4	48.7	78,900	75,400	72,100	156,300	150,700	145,200
240	234.2	216.3	223.4	46.2	71,000	67,900	65,000	146,000	140,900	136,000
250	223.2	225.8	213.5	43.6	63,700	61,000	58,400	136,500	132,000	127,600
260	211.1	235.4	202.6	40.8	57,000	54,600	52,300	127,800	123,700	119,800
270	197.7	245.0	190.4	37.8	50,700	48,600	46,500	119,700	116,100	112,500
280	182.7	254.6	176.8	34.7	44,800	43,000	41,200	112,200	109,000	105,800
290										

MLC650 VPC-MAX S-2



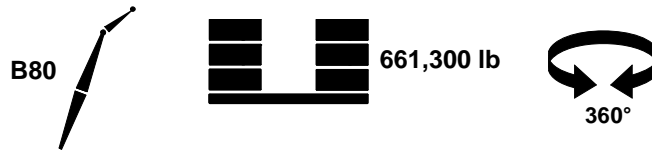
661,300 lb



360°

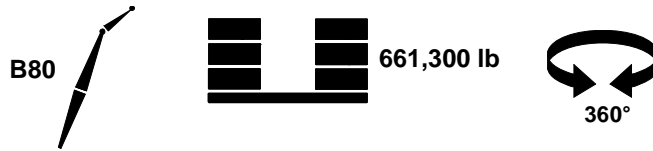
ft	ft	ft	ft	ft	0° lb	1° lb	2° lb	0° lb	1° lb	2° lb
46										
48										
50	330.4	35.9	308.8	85.0	240,600			240,600		
55	329.6	40.6	308.2	84.1	240,600			240,600		
60	328.8	45.2	307.7	83.2	240,600			240,600		
65	327.9	49.9	307.0	82.3	240,600			240,600		
70	326.9	54.6	306.2	81.4	240,600	235,400		240,600	235,400	
80	324.7	63.9	304.5	79.6	240,600	235,400	226,900	240,600	235,400	226,900
90	322.1	73.3	302.5	77.8	240,600	235,400	226,900	240,600	235,400	226,900
100	319.2	82.7	300.1	75.9	240,600	235,400	226,900	240,600	235,400	226,900
110	316.0	92.1	297.4	74.1	240,600	235,400	226,900	240,600	235,400	226,900
120	312.4	101.5	294.4	72.2	240,600	235,400	223,800	240,600	235,400	226,900
130	308.4	110.9	291.1	70.3	225,700	212,300	200,100	240,600	235,400	226,900
140	304.0	120.3	287.3	68.3	201,500	190,100	179,600	240,600	235,400	226,900
150	299.2	129.7	283.2	66.4	180,600	170,800	161,700	239,200	235,400	226,900
160	293.9	139.2	278.7	64.4	162,300	153,900	146,000	233,700	231,100	226,900
170	288.2	148.7	273.7	62.3	146,300	138,900	132,000	228,600	226,300	223,400
180	282.0	158.2	268.3	60.2	132,000	125,600	119,500	224,000	216,500	206,900
190	275.3	167.7	262.4	58.1	119,300	113,600	108,200	209,600	200,600	192,000
200	268.1	177.2	256.0	55.9	107,800	102,800	98,100	194,300	186,300	178,700
210	260.2	186.8	249.1	53.7	97,400	93,000	88,800	180,500	173,400	166,600
220	251.6	196.3	241.5	51.3	88,000	84,000	80,300	168,000	161,700	155,600
230	242.4	205.9	233.2	48.9	79,300	75,800	72,500	156,700	151,000	145,500
240	232.2	215.5	224.1	46.4	71,400	68,300	65,300	146,300	141,200	136,300
250	221.1	225.2	214.2	43.7	64,000	61,300	58,700	136,800	132,200	127,800
260	208.9	234.9	203.2	40.9	57,200	54,800	52,500	128,000	123,900	120,000
270										
280										
290										

MLC650 VPC-MAX S-2



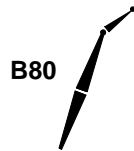
ft	ft	ft	ft	ft	0° lb	1° lb	2° lb	0° lb	1° lb	2° lb
47	352.9	37.7	328.4	85.0	341,600			341,600		
50	352.6	40.5	328.1	84.5	341,600			341,600		
52	352.3	42.3	327.9	84.2	341,600			341,600		
55	351.9	45.1	327.5	83.7	341,600			341,600		
60	351.1	49.8	326.9	82.8	341,600			341,600		
65	350.3	54.4	326.2	82.0	341,600	321,100		341,600	321,100	
70	349.3	59.1	325.5	81.1	341,600	321,100		341,600	321,100	
80	347.3	68.4	323.7	79.4	341,600	321,100	242,600	341,600	321,100	242,600
90	344.9	77.7	321.7	77.7	341,600	321,100	242,600	341,600	321,100	242,600
100	342.2	87.0	319.4	76.0	322,800	298,000	242,600	341,600	321,100	242,600
110	339.2	96.3	316.8	74.3	282,300	262,000	242,600	341,600	321,100	242,600
120	335.8	105.6	313.8	72.5	248,900	232,000	216,700	341,600	321,100	242,600
130	332.1	114.9	310.6	70.8	338,400	206,500	193,500	338,400	321,100	242,600
140	328.0	124.3	307.0	69.0	196,800	184,600	173,500	318,200	299,200	242,600
150	323.6	133.6	303.0	67.2	176,100	165,700	156,000	289,400	273,100	242,600
160	318.8	143.0	298.8	65.3	158,100	149,000	140,600	264,600	250,400	237,200
170	313.5	152.4	294.1	63.4	142,200	134,300	126,900	242,800	230,500	218,900
180	307.9	161.7	289.0	61.5	128,100	121,200	114,700	223,700	212,800	202,600
190	301.8	171.1	283.5	59.6	115,600	109,400	103,700	206,700	197,100	188,000
200	295.2	180.4	277.6	57.6	104,300	98,800	93,700	191,500	183,000	174,800
210	288.1	189.8	271.2	55.6	94,000	89,200	84,600	177,900	170,200	162,900
220	280.4	199.2	264.3	53.5	84,700	80,400	76,400	165,500	158,700	152,100
230	272.1	208.6	256.8	51.3	76,200	72,400	68,800	154,300	148,100	142,200
240	263.2	218.1	248.7	49.1	68,400	65,000	61,700	144,000	138,500	133,200
250	253.5	227.5	239.9	46.8	61,200	58,200	55,300	134,600	129,600	124,800
260	243.0	237.0	230.4	44.4	54,600	51,800	49,200	125,900	121,400	117,100
270	231.6	246.4	220.0	41.9	48,400	45,900	43,600	117,900	113,900	109,900
280	219.0	255.9	208.5	39.2	42,600	40,400	38,400	110,500	106,800	103,300
290	205.2	265.4	195.9	36.4	37,200	35,300	33,400	103,500	100,300	97,000
300	189.7	275.0	181.7	33.3	32,100	30,400	28,800	97,100	94,100	91,200
310	172.1	284.6	165.6	29.9	27,300	25,800	24,400	91,000	88,400	85,800

MLC650 VPC-MAX S-2



321.5 ft 35°					38.7 ft			60.0 ft		
ft	ft	ft	ft	ft	0° lb	1° lb	2° lb	0° lb	1° lb	2° lb
47										
50	351.5	38.3	328.3	84.9	288,900			288,900		
52	351.3	40.1	328.1	84.6	288,900			288,900		
55	350.9	42.9	327.8	84.1	288,900			288,900		
60	350.1	47.6	327.2	83.2	288,900			288,900		
65	349.2	52.2	326.6	82.4	288,900			288,900		
70	348.3	56.9	325.8	81.5	288,900	278,000		288,900	278,000	
80	346.2	66.2	324.1	79.8	288,900	278,000	238,100	288,900	278,000	238,100
90	343.8	75.6	322.2	78.1	288,900	278,000	238,100	288,900	278,000	238,100
100	341.1	84.9	319.9	76.4	288,900	278,000	238,100	288,900	278,000	238,100
110	338.1	94.3	317.3	74.7	284,400	264,000	238,100	288,900	278,000	238,100
120	334.7	103.7	314.4	72.9	250,700	233,800	218,400	288,900	278,000	238,100
130	331.0	113.0	311.3	71.1	222,400	208,100	195,100	288,200	278,000	238,100
140	326.9	122.4	307.7	69.3	198,300	186,100	174,900	279,200	274,500	238,100
150	322.5	131.8	303.8	67.5	177,500	167,000	157,300	270,800	266,600	238,100
160	317.6	141.2	299.6	65.7	159,300	150,200	141,800	263,100	251,300	238,100
170	312.4	150.7	295.0	63.8	143,300	135,400	128,000	243,700	231,300	219,700
180	306.7	160.1	289.9	61.9	129,100	122,200	115,700	224,500	213,600	203,300
190	300.6	169.6	284.5	59.9	116,500	110,300	104,600	207,400	197,800	188,700
200	294.0	179.0	278.6	57.9	105,100	99,600	94,500	192,200	183,600	175,500
210	286.8	188.5	272.2	55.9	94,800	89,900	85,400	178,500	170,800	163,500
220	279.1	197.9	265.3	53.8	85,400	81,100	77,000	166,100	159,200	152,600
230	270.8	207.4	257.8	51.6	76,800	73,000	69,300	154,800	148,600	142,700
240	261.8	217.0	249.7	49.4	69,000	65,500	62,300	144,500	138,900	133,600
250	252.1	226.5	241.0	47.0	61,700	58,700	55,700	135,000	130,000	125,200
260	241.5	236.0	231.4	44.6	55,000	52,300	49,600	126,300	121,800	117,400
270	230.0	245.6	220.9	42.1	48,800	46,300	44,000	118,200	114,100	110,200
280	217.4	255.2	209.4	39.4	42,900	40,700	38,700	110,700	107,100	103,500
290	203.4	264.9	196.7	36.5	37,400	35,500	33,700	103,700	100,400	97,200
300										
310										

MLC650 VPC-MAX S-2



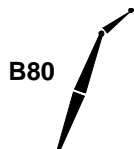
661,300 lb



360°

321.5 ft 41°					38.7 ft			60.0 ft		
ft	ft	ft	ft	ft	0° lb	1° lb	2° lb	0° lb	1° lb	2° lb
47										
50										
52	349.9	37.9	328.4	85.0	244,000			244,000		
55	349.5	40.7	328.1	84.5	244,000			244,000		
60	348.7	45.4	327.5	83.6	244,000			244,000		
65	347.9	50.1	326.9	82.8	244,000			244,000		
70	346.9	54.8	326.2	81.9	244,000	241,800		244,000	241,800	
80	344.9	64.2	324.5	80.2	244,000	241,800	234,200	244,000	241,800	234,200
90	342.5	73.6	322.6	78.5	244,000	241,800	234,200	244,000	241,800	234,200
100	339.7	83.0	320.4	76.8	244,000	241,800	234,200	244,000	241,800	234,200
110	336.7	92.4	317.9	75.0	244,000	241,800	234,200	244,000	241,800	234,200
120	333.3	101.8	315.0	73.2	244,000	235,500	220,100	244,000	241,800	234,200
130	329.6	111.2	311.9	71.5	224,000	209,700	196,600	244,000	241,800	234,200
140	325.5	120.7	308.4	69.7	199,700	187,500	176,300	244,000	241,800	234,200
150	321.0	130.2	304.5	67.8	178,700	168,200	158,500	243,600	240,600	234,200
160	316.1	139.7	300.3	66.0	160,400	151,300	142,900	238,100	235,300	232,700
170	310.9	149.2	295.7	64.1	144,400	136,400	129,000	233,000	230,400	220,500
180	305.2	158.7	290.7	62.2	130,100	123,100	116,600	225,200	214,300	204,100
190	299.0	168.2	285.3	60.2	117,300	111,200	105,400	208,100	198,400	189,300
200	292.3	177.7	279.4	58.2	105,800	100,400	95,200	192,800	184,200	176,000
210	285.1	187.3	273.0	56.1	95,400	90,600	86,000	179,000	171,300	164,000
220	277.4	196.8	266.1	54.0	86,000	81,700	77,600	166,500	159,600	153,100
230	269.0	206.4	258.6	51.8	77,400	73,500	69,800	155,200	149,000	143,100
240	260.0	216.0	250.5	49.6	69,400	66,000	62,700	144,800	139,300	133,900
250	250.2	225.7	241.7	47.2	62,100	59,000	56,100	135,300	130,300	125,500
260	239.5	235.3	232.1	44.8	55,300	52,600	50,000	126,500	122,000	117,700
270	227.9	245.0	221.6	42.2	49,000	46,600	44,200	118,400	114,300	110,400
280										
290										
300										
310										

MLC650 VPC-MAX S-2



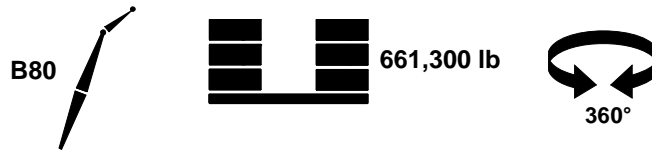
661,300 lb



360°

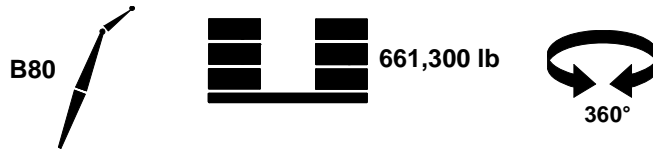
ft	ft	ft	ft	°	0° lb	1° lb	2° lb	0° lb	1° lb	2° lb
50	372.4	40.6	347.9	84.8	341,600			341,600		
51	372.3	41.5	347.8	84.6	341,600			341,600		
54	371.9	44.3	347.5	84.2	341,600			341,600		
55	371.7	45.3	347.4	84.0	341,600			341,600		
60	371.0	49.9	346.8	83.2	341,600			341,600		
65	370.2	54.6	346.1	82.4	341,600			341,600		
70	369.3	59.3	345.4	81.6	341,600	277,700		341,600	277,700	
80	367.4	68.6	343.7	80.0	341,600	277,700	208,300	341,600	277,700	208,300
90	365.1	77.9	341.8	78.4	341,600	277,700	208,300	341,600	277,700	208,300
100	362.6	87.3	339.6	76.8	322,700	277,700	208,300	341,600	277,700	208,300
110	359.7	96.7	337.1	75.2	282,200	260,600	208,300	341,600	277,700	208,300
120	356.6	106.0	334.4	73.5	248,600	230,700	208,300	341,600	277,700	208,300
130	353.1	115.4	331.3	71.8	220,500	205,300	191,600	340,200	277,700	208,300
140	349.3	124.7	327.9	70.2	196,400	183,500	171,700	317,900	277,700	208,300
150	345.1	134.1	324.2	68.5	175,700	164,600	154,400	289,100	271,800	208,300
160	340.6	143.5	320.2	66.7	157,700	148,000	139,100	264,200	249,200	208,300
170	335.8	152.9	315.8	65.0	141,800	133,300	125,500	242,500	229,400	208,300
180	330.5	162.3	311.1	63.2	127,700	120,300	113,300	223,300	211,800	200,900
190	324.8	171.6	306.0	61.4	115,100	108,500	102,400	206,400	196,100	186,500
200	318.7	181.1	300.5	59.6	103,800	98,000	92,500	191,200	182,000	173,400
210	312.2	190.5	294.6	57.7	93,600	88,400	83,500	177,500	169,300	161,600
220	305.1	199.9	288.2	55.8	84,300	79,600	75,200	165,200	157,800	150,800
230	297.6	209.4	281.4	53.8	75,800	71,600	67,700	153,900	147,300	141,000
240	289.5	218.8	274.0	51.8	68,000	64,300	60,700	143,700	137,700	132,000
250	280.7	228.2	266.0	49.7	60,800	57,500	54,300	134,300	128,900	123,700
260	271.3	237.7	257.5	47.6	54,200	51,200	48,300	125,600	120,700	116,000
270	261.2	247.2	248.2	45.3	48,000	45,300	42,700	117,600	113,200	108,900
280	250.2	256.7	238.1	43.0	42,300	39,800	37,500	110,200	106,100	102,200
290	238.2	266.2	227.2	40.5	36,900	34,700	32,600	103,300	99,600	96,100
300	225.1	275.7	215.1	37.9	31,900	29,900	28,000	96,800	93,500	90,300
310	210.6	285.3	201.8	35.2	27,100	25,400	23,700	90,800	87,800	84,900
320	194.5	294.8	187.1	32.2	22,600	21,100	19,600	85,100	82,400	79,800
330	176.3	304.5	170.2	28.9	18,300	17,000	15,700	79,700	77,300	66,500

MLC650 VPC-MAX S-2



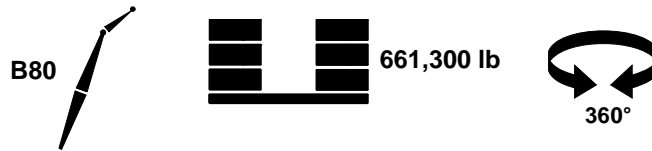
ft	ft	ft	ft	ft	lb	lb	lb	lb	lb	lb
50										
51	371.3	39.3	348.0	85.0	292,800			292,800		
54	370.9	42.1	347.7	84.5	292,800			292,800		
55	370.7	43.0	347.6	84.4	292,800			292,800		
60	370.0	47.7	347.1	83.6	292,800			292,800		
65	369.2	52.4	346.4	82.8	292,800			292,800		
70	368.3	57.1	345.7	82.0	292,800	273,300		292,800	273,300	
80	366.4	66.5	344.1	80.4	292,800	273,300	205,300	292,800	273,300	205,300
90	364.1	75.8	342.3	78.8	292,800	273,300	205,300	292,800	273,300	205,300
100	361.6	85.2	340.1	77.1	292,800	273,300	205,300	292,800	273,300	205,300
110	358.7	94.6	337.7	75.5	284,300	262,700	205,300	292,800	273,300	205,300
120	355.5	104.1	335.0	73.9	250,500	232,500	205,300	292,800	273,300	205,300
130	352.0	113.4	332.0	72.2	222,200	207,000	193,200	292,800	273,300	205,300
140	348.2	122.9	328.6	70.5	198,000	185,000	173,200	285,100	273,300	205,300
150	344.0	132.3	325.0	68.8	177,100	166,000	155,700	276,700	272,200	205,300
160	339.5	141.7	321.0	67.1	159,000	149,200	140,300	265,200	250,200	205,300
170	334.6	151.1	316.7	65.3	143,000	134,500	126,600	243,400	230,200	205,300
180	329.3	160.6	312.0	63.5	128,800	121,300	114,300	224,200	212,600	201,700
190	323.6	170.1	306.9	61.7	116,100	109,500	103,300	207,100	196,800	187,200
200	317.5	179.5	301.5	59.9	104,700	98,800	93,300	191,800	182,700	174,100
210	310.9	189.0	295.5	58.0	94,400	89,200	84,200	178,100	169,900	162,200
220	303.9	198.5	289.2	56.1	85,000	80,300	75,900	165,700	158,400	151,400
230	296.3	208.0	282.4	54.1	76,500	72,300	68,300	154,400	147,800	141,500
240	288.1	217.5	275.0	52.1	68,600	64,800	61,300	144,100	138,200	132,400
250	279.4	227.1	267.0	50.0	61,400	58,000	54,800	134,700	129,300	124,100
260	269.9	236.6	258.5	47.8	54,700	51,600	48,700	126,000	121,100	116,300
270	259.7	246.2	249.2	45.6	48,500	45,700	43,100	117,900	113,500	109,200
280	248.6	255.8	239.1	43.2	42,700	40,200	37,900	110,500	106,400	102,500
290	236.6	265.4	228.1	40.7	37,200	35,000	32,900	103,500	99,800	96,300
300	223.4	275.0	216.0	38.1	32,100	30,200	28,300	97,000	93,700	90,500
310	208.8	284.7	202.6	35.3	27,300	25,600	23,900	90,900	87,900	85,000
320										
330										

MLC650 VPC-MAX S-2



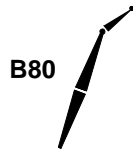
ft	ft	ft	ft	ft	lb	lb	lb	lb	lb	lb
50										
51										
54	369.5	39.9	348.0	84.9	244,000			244,000		
55	369.4	40.8	347.9	84.8	244,000			244,000		
60	368.6	45.5	347.3	84.0	244,000			244,000		
65	367.8	50.2	346.7	83.2	244,000			244,000		
70	367.0	55.0	346.1	82.4	244,000			244,000		
80	365.0	64.4	344.5	80.7	244,000	244,000	202,500	244,000	244,000	202,500
90	362.7	73.8	342.7	79.1	244,000	244,000	202,500	244,000	244,000	202,500
100	360.2	83.2	340.6	77.5	244,000	244,000	202,500	244,000	244,000	202,500
110	357.3	92.7	338.2	75.9	244,000	244,000	202,500	244,000	244,000	202,500
120	354.1	102.1	335.6	74.2	244,000	234,300	202,500	244,000	244,000	202,500
130	350.6	111.6	332.6	72.5	223,800	208,600	194,700	244,000	244,000	202,500
140	346.8	121.1	329.3	70.8	199,500	186,500	174,600	244,000	244,000	202,500
150	342.6	130.6	325.7	69.1	178,500	167,300	156,900	244,000	244,000	202,500
160	338.0	140.1	321.7	67.4	160,100	150,400	141,400	242,200	239,300	202,500
170	333.1	149.6	317.4	65.6	144,000	135,500	127,600	237,100	231,100	202,500
180	327.8	159.1	312.8	63.8	129,700	122,200	115,300	224,900	213,300	202,500
190	322.1	168.6	307.7	62.0	117,000	110,300	104,100	207,800	197,500	187,900
200	315.9	178.2	302.3	60.2	105,500	99,600	94,100	192,500	183,300	174,700
210	309.3	187.7	296.4	58.3	95,100	89,900	84,900	178,700	170,500	162,700
220	302.2	197.3	290.0	56.3	85,700	81,000	76,500	166,200	158,900	151,900
230	294.6	206.9	283.2	54.3	77,000	72,800	68,900	154,900	148,300	141,900
240	286.4	216.5	275.8	52.3	69,100	65,300	61,800	144,500	138,500	132,800
250	277.5	226.2	267.8	50.2	61,800	58,400	55,200	135,000	129,600	124,400
260	268.0	235.8	259.2	48.0	55,100	52,000	49,100	126,300	121,400	116,600
270	257.7	245.5	249.9	45.7	48,800	46,000	43,400	118,200	113,700	109,400
280	246.6	255.2	239.8	43.4	42,900	40,500	38,100	110,700	106,600	102,700
290										
300										
310										
320										
330										

MLC650 VPC-MAX S-2



ft	ft	ft	ft	ft	0° lb	1° lb	2° lb	0° lb	1° lb	2° lb
51	392.1	41.6	367.6	84.9	341,600			341,600		
53	391.8	43.5	367.4	84.6	341,600			341,600		
55	391.6	45.4	367.2	84.3	341,600			341,600		
60	390.9	50.1	366.6	83.6	341,600			341,600		
65	390.1	54.8	366.0	82.8	341,600			341,600		
70	389.3	59.4	365.3	82.1	341,600			341,600		
80	387.5	68.8	363.7	80.5	341,600	240,800	180,800	341,600	240,800	180,800
90	385.3	78.2	361.9	79.0	341,600	240,800	180,800	341,600	240,800	180,800
100	382.9	87.6	359.8	77.5	313,900	240,800	180,800	341,600	240,800	180,800
110	380.2	96.9	357.5	75.9	273,100	240,800	180,800	341,600	240,800	180,800
120	377.3	106.3	354.9	74.4	239,300	220,200	180,800	341,600	240,800	180,800
130	374.0	115.8	351.9	72.8	339,000	194,800	180,300	339,000	240,800	180,800
140	370.4	125.1	348.8	71.2	186,600	172,900	160,400	310,900	240,800	180,800
150	366.5	134.5	345.3	69.6	165,800	153,900	143,100	281,900	240,800	180,800
160	362.2	144.0	341.5	68.0	147,600	137,300	127,800	256,900	240,800	180,800
170	357.7	153.4	337.4	66.4	131,600	122,600	114,200	235,100	221,200	180,800
180	352.7	162.8	332.9	64.7	117,400	109,500	102,100	215,900	203,600	180,800
190	347.4	172.2	328.2	63.0	104,800	97,700	91,100	198,800	188,000	177,800
200	341.8	181.6	323.0	61.3	93,400	87,100	81,300	183,600	173,900	164,700
210	335.7	191.1	317.5	59.6	83,100	77,500	72,300	169,900	161,200	153,000
220	329.2	200.5	311.6	57.8	73,800	68,800	64,000	157,500	149,700	142,200
230	322.2	210.0	305.2	56.0	65,300	60,800	56,500	146,200	139,200	132,400
240	314.7	219.4	298.4	54.1	57,500	53,400	49,500	136,000	129,600	123,400
250	306.7	228.9	291.1	52.2	50,300	46,600	43,100	126,500	120,700	115,100
260	298.2	238.4	283.3	50.3	43,600	40,300	37,200	117,900	112,600	107,500
270	289.0	247.9	274.9	48.2	37,500	34,500	31,600	109,800	105,000	100,400
280	279.1	257.4	265.9	46.1	31,700	29,000	26,400	102,400	98,000	93,800
290	268.5	266.9	256.1	44.0	26,400	23,900	21,600	95,500	91,500	87,600
300	257.0	276.4	245.5	41.7	21,400	19,100	17,000	89,000	85,400	81,900
310	244.6	286.0	234.0	39.3	16,600	14,600	12,700	83,000	79,700	76,500
320	230.9	295.5	221.5	36.8	12,200			77,400	74,300	71,400
330	215.9	305.1	207.6	34.1				72,000	69,300	66,600
340	199.2	314.7	192.2	31.2				67,000	64,500	62,100
350	180.3	324.4	174.7	28.0				62,200	60,000	57,800

MLC650 VPC-MAX S-2



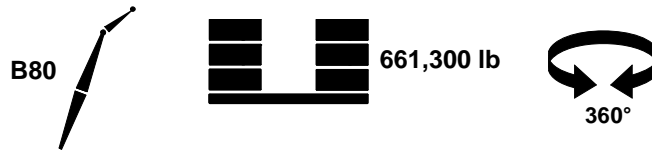
661,300 lb



360°

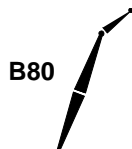
360.9 ft					35°					
					38.7 ft			60.0 ft		
ft	ft	ft	ft	ft	0°	1°	2°	0°	1°	2°
					lb	lb	lb	lb	lb	lb
51										
53	390.8	41.3	367.6	85.0	292,800			292,800		
55	390.6	43.1	367.4	84.7	292,800			292,800		
60	389.9	47.8	366.9	83.9	292,800			292,800		
65	389.1	52.5	366.3	83.2	292,800			292,800		
70	388.3	57.3	365.6	82.4	292,800			292,800		
80	386.4	66.7	364.1	80.9	292,800	237,900	178,600	292,800	237,900	178,600
90	384.3	76.0	362.4	79.4	292,800	237,900	178,600	292,800	237,900	178,600
100	381.9	85.5	360.3	77.8	292,800	237,900	178,600	292,800	237,900	178,600
110	379.2	94.9	358.0	76.3	275,500	237,900	178,600	292,800	237,900	178,600
120	376.2	104.4	355.4	74.7	241,400	222,300	178,600	292,800	237,900	178,600
130	372.9	113.8	352.6	73.1	212,800	196,600	178,600	292,800	237,900	178,600
140	369.3	123.2	349.4	71.6	188,400	174,600	162,100	290,600	237,900	178,600
150	365.4	132.7	346.0	70.0	167,400	155,500	144,600	282,300	237,900	178,600
160	361.1	142.1	342.3	68.3	149,000	138,700	129,200	258,100	237,900	178,600
170	356.5	151.6	338.2	66.7	132,900	123,900	115,500	236,100	222,200	178,600
180	351.6	161.1	333.8	65.0	118,600	110,600	103,200	216,800	204,500	178,600
190	346.3	170.5	329.0	63.3	105,900	98,800	92,200	199,700	188,800	178,600
200	340.6	180.0	323.9	61.6	94,400	88,100	82,200	184,400	174,700	165,500
210	334.5	189.5	318.4	59.9	84,100	78,400	73,100	170,600	161,900	153,700
220	327.9	199.1	312.5	58.1	74,600	69,600	64,800	158,200	150,300	142,900
230	320.9	208.6	306.2	56.3	66,100	61,500	57,200	146,800	139,800	133,000
240	313.4	218.1	299.4	54.4	58,200	54,100	50,200	136,500	130,100	124,000
250	305.4	227.6	292.1	52.5	50,900	47,200	43,700	127,000	121,200	115,600
260	296.8	237.2	284.3	50.5	44,200	40,900	37,700	118,300	113,000	107,900
270	287.6	246.8	275.9	48.5	38,000	35,000	32,100	110,200	105,400	100,800
280	277.7	256.4	266.8	46.4	32,200	29,500	26,900	102,800	98,400	94,100
290	267.0	266.0	257.1	44.2	26,800	24,300	22,000	95,800	91,800	87,900
300	255.5	275.6	246.5	41.9	21,700	19,500	17,400	89,300	85,700	82,100
310	242.9	285.2	235.0	39.5	16,900	14,900	13,000	83,200	79,900	76,700
320	229.2	294.9	222.3	37.0	12,400			77,500	74,500	71,600
330										
340										
350										

MLC650 VPC-MAX S-2



ft	ft	ft	ft	ft	0° lb	1° lb	2° lb	0° lb	1° lb	2° lb
51										
53										
55	389.2	40.9	367.7	85.0	244,000			244,000		
60	388.5	45.6	367.1	84.3	244,000			244,000		
65	387.8	50.4	366.6	83.5	244,000			244,000		
70	386.9	55.1	365.9	82.8	244,000			244,000		
80	385.1	64.5	364.5	81.2	244,000	235,300		244,000	235,300	
90	382.9	74.0	362.8	79.7	244,000	235,300	176,800	244,000	235,300	176,800
100	380.5	83.5	360.8	78.2	244,000	235,300	176,800	244,000	235,300	176,800
110	377.8	92.9	358.5	76.6	244,000	235,300	176,800	244,000	235,300	176,800
120	374.8	102.4	356.0	75.0	243,500	224,300	176,800	244,000	235,300	176,800
130	371.5	111.9	353.2	73.5	214,600	198,400	176,800	244,000	235,300	176,800
140	367.9	121.4	350.1	71.9	190,100	176,200	163,600	244,000	235,300	176,800
150	363.9	130.9	346.7	70.3	168,900	156,900	146,000	244,000	235,300	176,800
160	359.7	140.4	342.9	68.6	150,400	140,000	130,400	244,000	235,300	176,800
170	355.0	150.0	338.9	67.0	134,200	125,100	116,600	237,100	223,200	176,800
180	350.1	159.5	334.5	65.3	119,800	111,700	104,300	217,700	205,400	176,800
190	344.7	169.0	329.8	63.6	106,900	99,800	93,200	200,500	189,600	176,800
200	339.0	178.6	324.7	61.9	95,300	89,000	83,100	185,100	175,400	166,200
210	332.9	188.2	319.2	60.1	84,900	79,200	73,900	171,200	162,500	154,300
220	326.3	197.7	313.4	58.3	75,400	70,300	65,600	158,700	150,900	143,400
230	319.3	207.4	307.0	56.5	66,700	62,200	57,900	147,400	140,300	133,500
240	311.7	217.0	300.2	54.6	58,800	54,700	50,800	137,000	130,600	124,400
250	303.7	226.6	292.9	52.7	51,500	47,800	44,300	127,400	121,600	116,000
260	295.0	236.2	285.1	50.7	44,700	41,400	38,200	118,700	113,400	108,300
270	285.7	245.9	276.7	48.7	38,400	35,400	32,500	110,600	105,700	101,100
280	275.8	255.6	267.6	46.5	32,600	29,800	27,200	103,000	98,600	94,400
290	265.0	265.3	257.8	44.3	27,100	24,600	22,300	96,000	92,000	88,200
300	253.3	275.0	247.1	42.0	22,000	19,700	17,600	89,500	85,900	82,300
310										
320										
330										
340										
350										

MLC650 VPC-MAX S-2



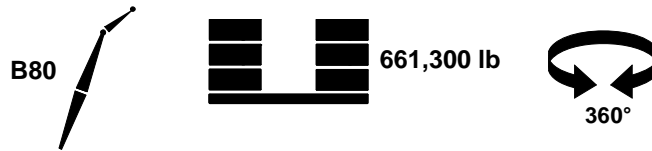
661,300 lb



360°

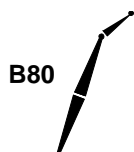
ft	ft	ft	ft	°	0° lb	1° lb	2° lb	0° lb	1° lb	2° lb
52	401.9	42.6	377.3	84.9	323,900			323,900		
54	401.6	44.5	377.1	84.6	323,900			323,900		
55	401.5	45.5	377.0	84.5	323,900			323,900		
56	401.4	46.4	376.9	84.3	323,900			323,900		
60	400.8	50.1	376.5	83.7	323,900			323,900		
65	400.1	54.9	375.9	83.0	323,900			323,900		
70	399.3	59.5	375.2	82.3	323,900			323,900		
80	397.5	68.9	373.7	80.8	323,900	223,500	167,700	323,900	223,500	167,700
90	395.4	78.3	371.9	79.3	323,900	223,500	167,700	323,900	223,500	167,700
100	393.1	87.7	369.9	77.8	313,600	223,500	167,700	323,900	223,500	167,700
110	390.5	97.1	367.6	76.3	272,700	223,500	167,700	323,900	223,500	167,700
120	387.6	106.5	365.0	74.8	238,800	219,300	167,700	323,900	223,500	167,700
130	384.4	115.9	362.2	73.3	210,400	193,900	167,700	323,900	223,500	167,700
140	380.9	125.3	359.1	71.7	186,200	172,100	159,300	310,600	223,500	167,700
150	377.1	134.7	355.7	70.2	165,300	153,100	142,000	281,600	223,500	167,700
160	373.0	144.1	352.0	68.6	147,100	136,500	126,800	256,600	223,500	167,700
170	368.5	153.6	348.0	67.0	131,100	121,800	113,200	234,800	220,500	167,700
180	363.7	163.0	343.7	65.4	116,900	108,700	101,100	215,600	203,000	167,700
190	358.6	172.4	339.1	63.8	104,300	97,000	90,300	198,500	187,300	167,500
200	353.1	181.9	334.1	62.1	92,900	86,400	80,400	183,300	173,300	163,900
210	347.2	191.3	328.7	60.4	82,600	76,900	71,400	169,600	160,600	152,200
220	341.0	200.8	323.0	58.7	73,300	68,100	63,200	157,200	149,100	141,500
230	334.2	210.2	316.9	57.0	64,800	60,100	55,700	145,900	138,600	131,700
240	327.1	219.7	310.3	55.2	57,000	52,800	48,800	135,600	129,000	122,700
250	319.4	229.2	303.3	53.3	49,800	46,000	42,400	126,200	120,200	114,500
260	311.2	238.7	295.8	51.5	43,200	39,700	36,500	117,500	112,100	106,800
270	302.4	248.2	287.8	49.5	37,000	33,900	30,900	109,500	104,500	99,700
280	293.0	257.7	279.2	47.5	31,300	28,500	25,800	102,100	97,500	93,200
290	283.0	267.2	269.9	45.5	26,000	23,400	20,900	95,200	91,000	87,000
300	272.1	276.7	259.9	43.3	21,000	18,600	16,400	88,800	85,000	81,300
310	260.4	286.3	249.1	41.1	16,300	14,200	12,200	82,700	79,300	75,900
320	247.7	295.8	237.3	38.7				77,100	73,900	70,800
330	233.8	305.4	224.5	36.3				71,800	68,900	66,100
340	218.5	315.0	210.4	33.6				66,800	64,100	61,600
350	201.5	324.6	194.7	30.7				62,000	59,700	57,300

MLC650 VPC-MAX S-2



ft	ft	ft	ft	ft	0° lb	1° lb	2° lb	0° lb	1° lb	2° lb
52										
54	400.6	42.3	377.4	85.0	292,800			292,800		
55	400.5	43.2	377.3	84.8	292,800			292,800		
56	400.4	44.1	377.2	84.7	292,800			292,800		
60	399.8	47.9	376.8	84.1	292,800			292,800		
65	399.1	52.6	376.2	83.3	292,800			292,800		
70	398.3	57.3	375.5	82.6	292,800			292,800		
80	396.5	66.7	374.1	81.1	292,800	220,900		292,800	220,900	
90	394.4	76.1	372.3	79.6	292,800	220,900	165,900	292,800	220,900	165,900
100	392.0	85.6	370.3	78.1	292,800	220,900	165,900	292,800	220,900	165,900
110	389.4	95.0	368.1	76.6	275,100	220,900	165,900	292,800	220,900	165,900
120	386.5	104.5	365.6	75.1	241,000	220,900	165,900	292,800	220,900	165,900
130	383.3	113.9	362.8	73.6	212,400	195,800	165,900	292,800	220,900	165,900
140	379.8	123.4	359.8	72.0	188,000	173,800	160,900	292,800	220,900	165,900
150	376.0	132.8	356.4	70.5	166,900	154,700	143,500	282,900	220,900	165,900
160	371.9	142.3	352.7	68.9	148,600	137,900	128,200	257,800	220,900	165,900
170	367.4	151.8	348.8	67.3	132,500	123,100	114,500	235,800	220,900	165,900
180	362.6	161.2	344.5	65.7	118,200	109,900	102,300	216,500	203,900	165,900
190	357.5	170.7	339.9	64.1	105,400	98,100	91,300	199,400	188,200	165,900
200	352.0	180.3	335.0	62.4	94,000	87,500	81,400	184,100	174,100	164,700
210	346.1	189.8	329.6	60.7	83,600	77,800	72,300	170,300	161,300	152,900
220	339.7	199.3	324.0	59.0	74,200	69,000	64,100	157,800	149,800	142,100
230	333.0	208.8	317.8	57.2	65,600	60,900	56,500	146,500	139,200	132,300
240	325.8	218.3	311.3	55.4	57,700	53,500	49,500	136,200	129,600	123,300
250	318.1	227.9	304.3	53.6	50,500	46,700	43,000	126,700	120,700	115,000
260	309.9	237.4	296.8	51.7	43,800	40,300	37,000	118,000	112,500	107,300
270	301.1	247.0	288.8	49.8	37,600	34,400	31,500	109,900	105,000	100,200
280	291.6	256.6	280.1	47.8	31,800	29,000	26,200	102,500	97,900	93,500
290	281.5	266.2	270.9	45.7	26,400	23,800	21,400	95,500	91,400	87,300
300	270.6	275.9	260.8	43.5	21,400	19,000	16,800	89,100	85,200	81,600
310	258.8	285.5	250.0	41.3	16,600	14,500	12,500	83,000	79,500	76,100
320	246.0	295.1	238.3	38.9	12,100			77,300	74,100	71,100
330	232.0	304.8	225.3	36.4				72,000	69,100	66,300
340										
350										

MLC650 VPC-MAX S-2

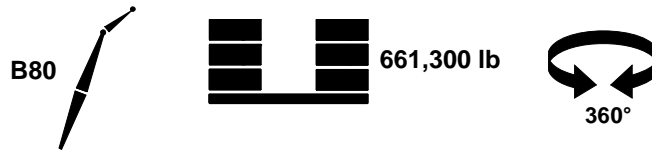


661,300 lb



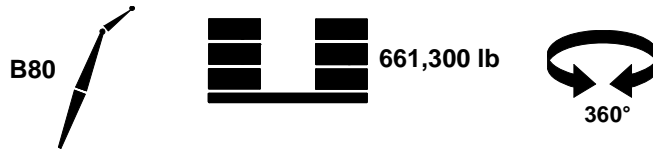
ft	ft	ft	ft	ft	0°	1°	2°	0°	1°	2°
					lb	lb	lb	lb	lb	lb
52										
54										
55										
56	399.0	41.9	377.4	85.0	244,000			244,000		
60	398.4	45.7	377.0	84.4	244,000			244,000		
65	397.7	50.4	376.5	83.7	244,000			244,000		
70	396.9	55.1	375.8	82.9	244,000			244,000		
80	395.1	64.6	374.4	81.5	244,000	218,900		244,000	218,900	
90	393.0	74.1	372.7	80.0	244,000	218,900	164,200	244,000	218,900	164,200
100	390.6	83.5	370.8	78.5	244,000	218,900	164,200	244,000	218,900	164,200
110	388.0	93.0	368.6	77.0	244,000	218,900	164,200	244,000	218,900	164,200
120	385.1	102.5	366.1	75.4	243,100	218,900	164,200	244,000	218,900	164,200
130	381.9	112.0	363.4	73.9	214,200	197,600	164,200	244,000	218,900	164,200
140	378.3	121.5	360.4	72.3	189,600	175,400	162,500	244,000	218,900	164,200
150	374.5	131.1	357.0	70.8	168,400	156,200	144,900	244,000	218,900	164,200
160	370.4	140.6	353.4	69.2	150,000	139,300	129,500	244,000	218,900	164,200
170	365.9	150.1	349.5	67.6	133,700	124,400	115,700	236,800	218,900	164,200
180	361.1	159.7	345.3	66.0	119,300	111,100	103,400	217,400	204,800	164,200
190	355.9	169.2	340.7	64.3	106,500	99,100	92,300	200,200	189,000	164,200
200	350.4	178.7	335.8	62.7	94,900	88,400	82,300	184,800	174,800	164,200
210	344.5	188.3	330.5	61.0	84,500	78,600	73,200	171,000	162,000	153,500
220	338.1	197.9	324.8	59.2	75,000	69,700	64,800	158,400	150,400	142,700
230	331.3	207.5	318.7	57.5	66,300	61,600	57,200	147,100	139,800	132,800
240	324.1	217.1	312.2	55.7	58,400	54,100	50,100	136,700	130,100	123,800
250	316.4	226.8	305.2	53.8	51,100	47,200	43,600	127,200	121,100	115,400
260	308.1	236.4	297.6	51.9	44,300	40,800	37,500	118,400	112,900	107,700
270	299.2	246.1	289.6	50.0	38,000	34,900	31,900	110,300	105,300	100,500
280	289.7	255.8	280.9	47.9	32,200	29,300	26,600	102,800	98,200	93,800
290	279.5	265.4	271.7	45.9	26,700	24,200	21,700	95,800	91,600	87,600
300	268.5	275.2	261.6	43.7	21,600	19,300	17,100	89,300	85,500	81,800
310	256.6	284.9	250.7	41.4	16,800	14,700	12,700	83,200	79,700	76,300
320										
330										
340										
350										

MLC650 VPC-MAX S-2



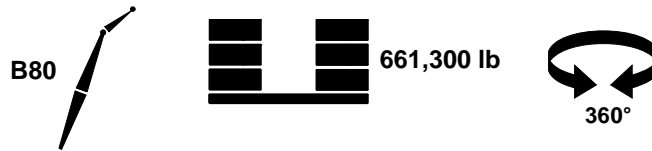
380.6 ft 28°					38.7 ft			60.0 ft		
ft	ft	ft	ft	°	0° lb	1° lb	2° lb	0° lb	1° lb	2° lb
52	411.8	42.7	387.3	85.0	303,400			303,400		
55	411.4	45.5	387.0	84.6	303,400			303,400		
57	411.2	47.4	386.8	84.3	303,400			303,400		
60	410.8	50.2	386.4	83.9	303,400			303,400		
65	410.1	54.9	385.9	83.2	303,400			303,400		
70	409.3	59.6	385.2	82.4	303,400			303,400		
80	407.5	69.0	383.7	81.0	303,400	206,300	154,800	303,400	206,300	154,800
90	405.5	78.4	382.0	79.6	303,400	206,300	154,800	303,400	206,300	154,800
100	403.2	87.8	380.0	78.1	303,400	206,300	154,800	303,400	206,300	154,800
110	400.7	97.2	377.8	76.6	270,800	206,300	154,800	303,400	206,300	154,800
120	397.8	106.6	375.3	75.2	236,900	206,300	154,800	303,400	206,300	154,800
130	394.7	116.1	372.5	73.7	208,500	191,500	154,800	303,400	206,300	154,800
140	391.3	125.5	369.5	72.2	184,200	169,700	154,800	293,700	206,300	154,800
150	387.6	135.0	366.2	70.7	163,300	150,800	139,400	280,200	206,300	154,800
160	383.6	144.4	362.6	69.2	145,100	134,200	124,200	255,200	206,300	154,800
170	379.3	153.8	358.7	67.6	129,100	119,600	110,800	233,400	206,300	154,800
180	374.7	163.3	354.5	66.0	114,900	106,500	98,700	214,100	201,200	154,700
190	369.7	172.7	350.0	64.5	102,300	94,800	87,800	197,100	185,600	154,500
200	364.4	182.1	345.2	62.9	90,900	84,200	78,000	181,800	171,500	154,400
210	358.7	191.6	340.0	61.2	80,600	74,600	69,100	168,100	158,900	150,200
220	352.6	201.1	334.5	59.6	71,300	65,900	60,900	155,700	147,400	139,600
230	346.1	210.5	328.6	57.9	62,800	57,900	53,400	144,400	136,900	129,800
240	339.2	220.1	322.2	56.2	55,000	50,600	46,500	134,100	127,300	120,900
250	331.8	229.5	315.4	54.4	47,800	43,800	40,100	124,700	118,500	112,600
260	324.0	239.0	308.2	52.6	41,200	37,600	34,200	116,000	110,400	105,000
270	315.6	248.5	300.5	50.7	35,000	31,800	28,700	108,000	102,900	97,900
280	306.6	258.1	292.2	48.8	29,300	26,300	23,500	100,600	95,900	91,400
290	297.0	267.6	283.4	46.9	24,000	21,300	18,700	93,700	89,400	85,200
300	286.7	277.1	274.0	44.8	19,000	16,500	14,200	87,300	83,300	79,500
310	275.6	286.6	263.7	42.7	14,300	12,100		81,300	77,600	74,100
320	263.7	296.2	252.7	40.5				75,600	72,300	69,100
330	250.7	305.8	240.7	38.2				70,300	67,300	64,300
340	236.6	315.4	227.6	35.7				65,300	62,600	59,900
350	221.0	325.0	213.2	33.1				60,600	58,100	55,600
360	203.7	334.7	197.1	30.3				56,100	53,800	51,600

MLC650 VPC-MAX S-2



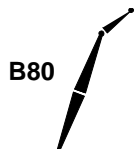
ft	ft	ft	ft	ft	0°	1°	2°	0°	1°	2°
					lb	lb	lb	lb	lb	lb
52										
55	410.4	43.3	387.2	84.9	292,800			292,800		
57	410.1	45.2	387.0	84.6	292,800			292,800		
60	409.7	48.0	386.7	84.2	292,800			292,800		
65	409.0	52.7	386.1	83.5	292,800			292,800		
70	408.2	57.4	385.5	82.8	292,800			292,800		
80	406.5	66.8	384.1	81.3	292,800	204,300		292,800	204,300	
90	404.5	76.2	382.4	79.9	292,800	204,300	153,300	292,800	204,300	153,300
100	402.2	85.7	380.5	78.4	292,800	204,300	153,300	292,800	204,300	153,300
110	399.6	95.2	378.3	77.0	273,300	204,300	153,300	292,800	204,300	153,300
120	396.8	104.6	375.8	75.5	239,100	204,300	153,300	292,800	204,300	153,300
130	393.7	114.1	373.1	74.0	210,500	193,500	153,300	292,800	204,300	153,300
140	390.2	123.5	370.1	72.5	186,000	171,500	153,300	283,500	204,300	153,300
150	386.5	133.0	366.9	71.0	165,000	152,400	141,000	274,400	204,300	153,300
160	382.5	142.5	363.3	69.5	146,600	135,700	125,600	256,400	204,300	153,300
170	378.2	152.0	359.5	67.9	130,500	120,900	112,000	234,400	204,300	153,300
180	373.6	161.5	355.3	66.3	116,200	107,700	99,900	215,100	202,200	153,300
190	368.6	171.0	350.9	64.8	103,400	95,900	88,900	197,900	186,400	153,300
200	363.2	180.5	346.1	63.1	92,000	85,300	79,000	182,600	172,300	153,300
210	357.5	190.0	340.9	61.5	81,600	75,600	70,000	168,800	159,600	150,900
220	351.4	199.5	335.4	59.8	72,200	66,800	61,700	156,400	148,100	140,200
230	344.9	209.1	329.5	58.1	63,600	58,800	54,200	145,100	137,500	130,400
240	338.0	218.6	323.2	56.4	55,700	51,400	47,200	134,700	127,900	121,400
250	330.6	228.2	316.4	54.6	48,500	44,500	40,800	125,200	119,000	113,100
260	322.7	237.8	309.2	52.8	41,800	38,200	34,800	116,500	110,900	105,500
270	314.2	247.4	301.5	51.0	35,600	32,300	29,200	108,500	103,300	98,400
280	305.2	256.9	293.3	49.1	29,800	26,800	24,000	101,000	96,300	91,700
290	295.6	266.5	284.4	47.1	24,400	21,700	19,200	94,100	89,700	85,600
300	285.2	276.2	274.9	45.0	19,400	16,900	14,600	87,600	83,600	79,800
310	274.1	285.8	264.7	42.9	14,600	12,400		81,500	77,900	74,400
320	262.1	295.5	253.6	40.7				75,900	72,500	69,300
330	249.0	305.1	241.6	38.4				70,500	67,500	64,500
340	234.8	314.8	228.4	35.9				65,500	62,700	60,000
350										
360										

MLC650 VPC-MAX S-2



					 38.7 ft			 60.0 ft		
ft	ft	ft	ft	ft	0° lb	1° lb	2° lb	0° lb	1° lb	2° lb
52										
55										
57	408.8	42.9	387.3	85.0	244,000			244,000		
60	408.4	45.8	387.0	84.6	244,000			244,000		
65	407.7	50.5	386.4	83.8	244,000			244,000		
70	406.9	55.2	385.8	83.1	244,000			244,000		
80	405.1	64.7	384.4	81.7	244,000	202,400		244,000	202,400	
90	403.1	74.2	382.8	80.2	244,000	202,400	151,900	244,000	202,400	151,900
100	400.8	83.6	380.9	78.8	244,000	202,400	151,900	244,000	202,400	151,900
110	398.2	93.2	378.7	77.3	244,000	202,400	151,900	244,000	202,400	151,900
120	395.4	102.7	376.3	75.8	241,300	202,400	151,900	244,000	202,400	151,900
130	392.2	112.2	373.7	74.3	212,400	195,300	151,900	244,000	202,400	151,900
140	388.8	121.7	370.7	72.8	187,800	173,200	151,900	244,000	202,400	151,900
150	385.1	131.2	367.5	71.3	166,600	153,900	142,400	244,000	202,400	151,900
160	381.1	140.8	364.0	69.7	148,100	137,100	127,000	244,000	202,400	151,900
170	376.7	150.3	360.2	68.2	131,800	122,200	113,300	235,400	202,400	151,900
180	372.1	159.8	356.1	66.6	117,400	108,900	101,000	216,000	202,400	151,900
190	367.1	169.4	351.6	65.0	104,500	97,000	89,900	198,800	187,300	151,900
200	361.7	179.0	346.8	63.4	93,000	86,200	79,900	183,400	173,100	151,900
210	355.9	188.6	341.7	61.8	82,500	76,500	70,800	169,500	160,300	151,600
220	349.8	198.2	336.2	60.1	73,000	67,600	62,500	157,000	148,700	140,800
230	343.3	207.8	330.3	58.4	64,400	59,500	54,900	145,600	138,100	131,000
240	336.3	217.4	324.0	56.6	56,400	52,000	47,800	135,200	128,400	121,900
250	328.9	227.0	317.3	54.9	49,100	45,100	41,300	125,700	119,500	113,600
260	320.9	236.7	310.1	53.0	42,300	38,700	35,300	116,900	111,300	105,900
270	312.4	246.3	302.3	51.2	36,100	32,800	29,700	108,800	103,700	98,700
280	303.4	256.0	294.1	49.3	30,200	27,300	24,400	101,300	96,600	92,100
290	293.6	265.7	285.2	47.3	24,800	22,100	19,500	94,300	90,000	85,900
300	283.2	275.4	275.7	45.2	19,700	17,200	14,900	87,800	83,900	80,100
310	272.0	285.1	265.4	43.1	14,900	12,700		81,700	78,100	74,600
320										
330										
340										
350										
360										

MLC650 VPC-MAX S-2



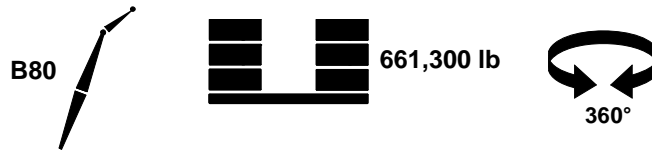
661,300 lb



360°

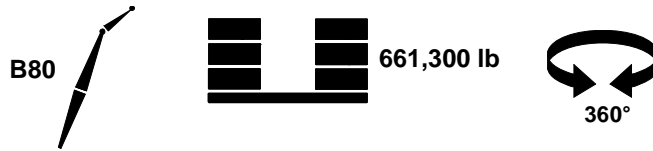
ft	ft	ft	ft	°	0° lb	1° lb	2° lb	0° lb	1° lb	2° lb
53	421.6	43.7	397.0	85.0	285,900			285,900		
55	421.3	45.5	396.8	84.7	285,900			285,900		
56	421.2	46.5	396.7	84.6	285,900			285,900		
58	421.0	48.4	396.5	84.3	285,900			285,900		
60	420.7	50.3	396.3	84.0	285,900			285,900		
65	420.0	55.0	395.7	83.3	285,900			285,900		
70	419.2	59.7	395.1	82.6	285,900			285,900		
80	417.5	69.1	393.6	81.2	285,900	193,100		285,900	193,100	
90	415.6	78.5	391.9	79.8	285,900	193,100	144,900	285,900	193,100	144,900
100	413.3	87.9	390.0	78.4	285,900	193,100	144,900	285,900	193,100	144,900
110	410.8	97.4	387.8	77.0	272,100	193,100	144,900	285,900	193,100	144,900
120	408.1	106.8	385.4	75.5	238,300	193,100	144,900	285,700	193,100	144,900
130	405.1	116.2	382.7	74.1	209,800	192,500	144,900	285,500	193,100	144,900
140	401.7	125.6	379.8	72.6	185,600	170,700	144,900	275,500	193,100	144,900
150	398.2	135.1	376.5	71.2	164,700	151,900	140,200	265,800	193,100	144,900
160	394.3	144.6	373.0	69.7	146,500	135,300	125,100	256,300	193,100	144,800
170	390.1	154.0	369.3	68.2	130,500	120,700	111,700	234,400	193,000	144,800
180	385.6	163.5	365.2	66.7	116,300	107,700	99,700	215,200	192,800	144,600
190	380.8	172.9	360.8	65.1	103,700	96,000	88,800	198,100	186,400	144,500
200	375.6	182.4	356.1	63.6	92,300	85,500	79,100	182,900	172,400	144,400
210	370.1	191.9	351.1	62.0	82,100	75,900	70,200	169,200	159,700	144,200
220	364.2	201.3	345.7	60.4	72,700	67,200	62,000	156,800	148,300	140,200
230	357.9	210.8	340.0	58.7	64,200	59,200	54,500	145,500	137,800	130,500
240	351.2	220.3	333.9	57.1	56,400	51,900	47,700	135,200	128,200	121,600
250	344.1	229.8	327.3	55.4	49,300	45,200	41,300	125,800	119,400	113,400
260	336.6	239.3	320.4	53.7	42,600	38,900	35,400	117,200	111,300	105,800
270	328.5	248.8	313.0	51.9	36,500	33,100	29,900	109,200	103,800	98,700
280	319.9	258.3	305.0	50.0	30,800	27,700	24,800	101,700	96,900	92,200
290	310.7	267.8	296.6	48.2	25,500	22,700	20,000	94,800	90,400	86,100
300	300.9	277.4	287.6	46.2	20,500	18,000	15,500	88,400	84,300	80,400
310	290.4	286.9	277.8	44.2	15,800	13,500		82,400	78,700	75,000
320	279.1	296.5	267.4	42.1				76,800	73,300	70,000
330	266.9	306.1	256.1	40.0				71,500	68,300	65,300
340	253.7	315.7	243.9	37.7				66,500	63,600	60,800
350	239.3	325.3	230.5	35.2				61,800	59,200	56,600
360	223.5	334.9	215.8	32.7				57,400	55,000	52,600
370	205.9	344.5	199.5	29.9				53,100	51,000	48,800

MLC650 VPC-MAX S-2



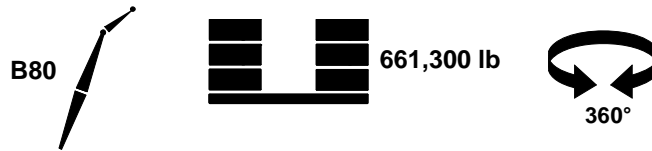
390.4 ft 35°					38.7 ft			60.0 ft		
ft	ft	ft	ft	ft	0° lb	1° lb	2° lb	0° lb	1° lb	2° lb
53										
55										
56	420.2	44.3	397.0	84.9	283,200			283,200		
58	419.9	46.2	396.8	84.6	283,200			283,200		
60	419.7	48.0	396.6	84.4	283,200			283,200		
65	419.0	52.8	396.0	83.7	283,200			283,200		
70	418.2	57.5	395.4	83.0	283,200			283,200		
80	416.5	66.9	394.0	81.5	283,200	191,400		283,200	191,400	
90	414.5	76.4	392.3	80.1	283,200	191,400	143,600	283,200	191,400	143,600
100	412.3	85.8	390.5	78.7	283,200	191,400	143,600	283,200	191,400	143,600
110	409.8	95.3	388.3	77.3	274,600	191,400	143,600	283,200	191,400	143,600
120	407.0	104.7	385.9	75.8	240,500	191,400	143,600	283,200	191,400	143,600
130	404.0	114.2	383.3	74.4	211,800	191,400	143,600	275,500	191,400	143,600
140	400.7	123.7	380.4	72.9	187,400	172,500	143,600	266,100	191,400	143,600
150	397.1	133.2	377.2	71.5	166,400	153,500	141,700	257,200	191,400	143,600
160	393.2	142.7	373.8	70.0	148,000	136,800	126,500	248,600	191,400	143,600
170	389.0	152.2	370.0	68.5	131,900	122,000	113,000	235,500	191,400	143,600
180	384.5	161.7	366.0	66.9	117,600	108,900	100,900	216,200	191,400	143,600
190	379.6	171.2	361.6	65.4	104,900	97,100	89,900	199,000	187,200	143,600
200	374.4	180.7	357.0	63.8	93,400	86,500	80,100	183,700	173,200	143,500
210	368.9	190.2	352.0	62.3	83,000	76,900	71,100	169,900	160,500	143,300
220	363.0	199.8	346.6	60.6	73,600	68,100	62,900	157,500	148,900	140,900
230	356.7	209.3	340.9	59.0	65,100	60,100	55,300	146,200	138,400	131,100
240	350.0	218.8	334.8	57.3	57,200	52,700	48,400	135,800	128,800	122,200
250	342.9	228.4	328.3	55.6	50,000	45,900	42,000	126,400	120,000	113,900
260	335.3	238.0	321.4	53.9	43,300	39,600	36,000	117,700	111,800	106,300
270	327.2	247.6	314.0	52.1	37,100	33,700	30,500	109,600	104,300	99,200
280	318.5	257.2	306.1	50.3	31,300	28,300	25,300	102,200	97,300	92,600
290	309.3	266.7	297.6	48.4	26,000	23,200	20,500	95,200	90,800	86,400
300	299.4	276.4	288.5	46.4	20,900	18,400	15,900	88,800	84,700	80,700
310	288.9	286.0	278.8	44.4	16,200	13,900		82,700	79,000	75,300
320	277.5	295.7	268.3	42.3				77,100	73,600	70,300
330	265.3	305.3	257.0	40.1				71,700	68,600	65,500
340	252.0	315.0	244.7	37.8				66,700	63,800	61,000
350	237.5	324.7	231.3	35.4				62,000	59,300	56,700
360										
370										

MLC650 VPC-MAX S-2



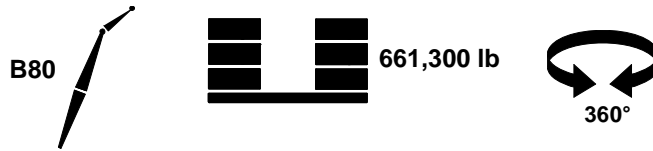
ft	ft	ft	ft	ft	0° lb	1° lb	2° lb	0° lb	1° lb	2° lb
53										
55										
56										
58	418.6	43.9	397.0	85.0	244,000			244,000		
60	418.3	45.8	396.8	84.7	244,000			244,000		
65	417.6	50.5	396.3	84.0	244,000			244,000		
70	416.8	55.3	395.7	83.3	244,000			244,000		
80	415.1	64.8	394.3	81.9	244,000	189,800		244,000	189,800	
90	413.1	74.2	392.7	80.5	244,000	189,800	142,500	244,000	189,800	142,500
100	410.9	83.7	390.9	79.0	244,000	189,800	142,500	244,000	189,800	142,500
110	408.4	93.2	388.8	77.6	244,000	189,800	142,500	244,000	189,800	142,500
120	405.6	102.8	386.4	76.1	242,600	189,800	142,500	244,000	189,800	142,500
130	402.6	112.3	383.9	74.7	213,700	189,800	142,500	244,000	189,800	142,500
140	399.2	121.8	381.0	73.2	189,100	174,200	142,500	244,000	189,800	142,500
150	395.6	131.4	377.8	71.7	167,900	155,000	142,500	244,000	189,800	142,500
160	391.7	140.9	374.4	70.3	149,400	138,200	127,800	242,300	189,800	142,500
170	387.5	150.4	370.7	68.7	133,200	123,300	114,200	234,900	189,800	142,500
180	383.0	160.0	366.7	67.2	118,800	110,000	102,000	217,100	189,800	142,500
190	378.1	169.6	362.4	65.7	105,900	98,200	91,000	199,800	188,100	142,500
200	372.9	179.2	357.7	64.1	94,400	87,500	81,000	184,500	173,900	142,500
210	367.3	188.8	352.8	62.5	83,900	77,700	71,900	170,600	161,200	142,500
220	361.4	198.4	347.4	60.9	74,500	68,900	63,700	158,100	149,600	141,500
230	355.1	207.9	341.8	59.2	65,800	60,800	56,100	146,700	139,000	131,700
240	348.3	217.6	335.7	57.6	57,900	53,300	49,000	136,400	129,300	122,700
250	341.2	227.2	329.2	55.9	50,600	46,500	42,600	126,800	120,500	114,400
260	333.5	236.8	322.2	54.1	43,900	40,100	36,600	118,100	112,300	106,700
270	325.4	246.5	314.8	52.3	37,600	34,200	31,000	110,000	104,700	99,600
280	316.7	256.2	306.9	50.5	31,800	28,700	25,700	102,500	97,600	92,900
290	307.4	265.9	298.4	48.6	26,400	23,500	20,900	95,500	91,000	86,700
300	297.5	275.6	289.3	46.6	21,300	18,700	16,300	89,000	84,900	81,000
310	286.9	285.3	279.5	44.6	16,500	14,200		82,900	79,200	75,500
320	275.4	295.1	269.0	42.5	12,000			77,200	73,800	70,400
330										
340										
350										
360										
370										

MLC650 VPC-MAX S-2



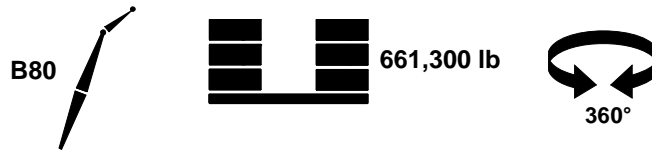
ft	ft	ft	ft	ft	0° lb	1° lb	2° lb	0° lb	1° lb	2° lb
54	431.4	44.7	406.9	85.0	267,900			267,900		
55	431.2	45.6	406.8	84.8	267,900			267,900		
57	431.0	47.5	406.6	84.6	267,900			267,900		
59	430.8	49.4	406.4	84.3	267,900			267,900		
60	430.6	50.3	406.3	84.2	267,900			267,900		
65	429.9	55.0	405.7	83.5	267,900			267,900		
70	429.2	59.8	405.1	82.8	267,900			267,900		
80	427.5	69.2	403.6	81.4	267,900	177,900		267,900	177,900	
90	425.6	78.6	402.0	80.1	267,700	177,900	132,400	267,700	177,900	132,400
100	423.4	88.1	400.1	78.7	267,600	177,900	132,400	267,600	177,900	132,400
110	421.0	97.5	398.0	77.3	267,400	177,900	132,400	267,400	177,900	132,400
120	418.3	107.0	395.6	75.9	236,300	177,900	132,400	267,200	177,900	132,400
130	415.4	116.4	393.0	74.5	207,800	177,900	132,400	266,900	177,900	132,400
140	412.1	125.8	390.1	73.1	183,500	168,300	132,400	257,900	177,900	132,400
150	408.6	135.3	386.9	71.6	162,600	149,500	132,400	248,500	177,800	132,400
160	404.9	144.7	383.5	70.2	144,400	132,900	122,500	239,500	177,600	132,200
170	400.8	154.2	379.9	68.7	128,400	118,300	109,100	231,000	177,600	132,100
180	396.4	163.7	375.9	67.2	114,200	105,300	97,100	213,600	177,400	132,000
190	391.7	173.2	371.6	65.7	101,600	93,600	86,300	196,600	177,200	131,800
200	386.7	182.6	367.1	64.2	90,200	83,100	76,500	181,300	170,500	131,700
210	381.4	192.1	362.2	62.7	79,900	73,600	67,700	167,600	157,900	131,600
220	375.7	201.6	357.0	61.1	70,600	64,900	59,500	155,200	146,500	131,300
230	369.6	211.1	351.4	59.6	62,100	56,900	52,100	143,900	136,000	128,500
240	363.1	220.6	345.5	58.0	54,300	49,600	45,200	133,700	126,500	119,600
250	356.3	230.1	339.2	56.3	47,100	42,900	38,900	124,200	117,700	111,400
260	349.0	239.6	332.5	54.6	40,500	36,600	33,000	115,600	109,600	103,900
270	341.2	249.1	325.3	52.9	34,400	30,900	27,500	107,600	102,100	96,800
280	332.9	258.6	317.7	51.2	28,700	25,500	22,400	100,200	95,100	90,300
290	324.1	268.2	309.6	49.4	23,300	20,400	17,700	93,300	88,600	84,200
300	314.8	277.8	300.9	47.5	18,400	15,700	13,200	86,800	82,600	78,500
310	304.7	287.3	291.7	45.6	13,700			80,800	76,900	73,200
320	294.0	296.8	281.7	43.6				75,200	71,600	68,200
330	282.5	306.4	271.1	41.6				69,900	66,600	63,400
340	270.1	316.0	259.6	39.4				65,000	61,900	59,000
350	256.7	325.6	247.1	37.2				60,300	57,500	54,800
360	242.0	335.2	233.5	34.8				55,800	53,300	50,800
370	226.0	344.9	218.5	32.2				51,600	49,300	47,000
380	208.1	354.5	201.8	29.4				47,600	45,500	43,400

MLC650 VPC-MAX S-2



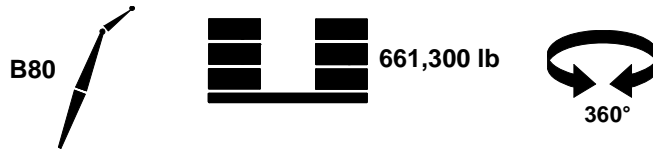
ft	ft	ft	ft	ft	0° lb	1° lb	2° lb	0° lb	1° lb	2° lb
54										
55										
57	430.0	45.2	406.8	84.9	265,600			265,600		
59	429.7	47.1	406.6	84.6	265,600			265,600		
60	429.6	48.0	406.5	84.5	265,600			265,600		
65	428.9	52.8	406.0	83.8	265,600			265,600		
70	428.2	57.5	405.4	83.1	265,600			265,600		
80	426.5	67.0	404.0	81.7	265,600	176,400		265,600	176,400	
90	424.6	76.5	402.4	80.4	265,600	176,400	131,400	265,600	176,400	131,400
100	422.4	85.9	400.6	79.0	265,600	176,400	131,400	265,600	176,400	131,400
110	419.9	95.4	398.5	77.6	265,600	176,400	131,400	265,600	176,400	131,400
120	417.3	104.9	396.1	76.2	238,500	176,400	131,400	265,500	176,400	131,400
130	414.3	114.3	393.6	74.8	209,800	176,400	131,400	258,900	176,400	131,400
140	411.1	123.9	390.7	73.3	185,400	170,100	131,400	249,800	176,400	131,400
150	407.6	133.3	387.6	71.9	164,300	151,100	131,400	240,900	176,400	131,400
160	403.8	142.9	384.3	70.5	146,000	134,400	123,900	232,600	176,400	131,300
170	399.7	152.3	380.6	69.0	129,800	119,700	110,400	224,700	176,300	131,200
180	395.3	161.9	376.7	67.5	115,500	106,600	98,300	214,700	176,200	131,100
190	390.6	171.4	372.5	66.0	102,800	94,800	87,400	197,500	176,100	130,900
200	385.6	180.9	367.9	64.5	91,300	84,200	77,600	182,200	171,400	130,900
210	380.2	190.4	363.1	63.0	80,900	74,600	68,600	168,400	158,700	130,700
220	374.5	200.0	357.9	61.4	71,500	65,800	60,400	155,900	147,200	130,500
230	368.4	209.6	352.4	59.8	63,000	57,800	52,900	144,600	136,700	129,200
240	361.9	219.1	346.5	58.2	55,100	50,400	46,000	134,300	127,100	120,200
250	355.0	228.7	340.2	56.6	47,900	43,600	39,600	124,800	118,200	112,000
260	347.7	238.3	333.5	54.9	41,200	37,300	33,700	116,100	110,100	104,400
270	339.9	247.9	326.3	53.2	35,000	31,500	28,100	108,000	102,600	97,300
280	331.6	257.5	318.7	51.4	29,200	26,000	23,000	100,600	95,600	90,700
290	322.8	267.0	310.6	49.6	23,900	20,900	18,100	93,700	89,000	84,600
300	313.3	276.7	301.9	47.7	18,800	16,200	13,600	87,200	83,000	78,900
310	303.3	286.3	292.6	45.8	14,100			81,200	77,300	73,500
320	292.5	295.9	282.7	43.8				75,500	71,900	68,400
330	280.9	305.6	272.0	41.8				70,200	66,900	63,700
340	268.4	315.3	260.4	39.6				65,200	62,100	59,200
350	254.9	325.0	247.9	37.3				60,500	57,700	55,000
360	240.2	334.7	234.2	34.9				56,000	53,400	50,900
370										
380										

MLC650 VPC-MAX S-2



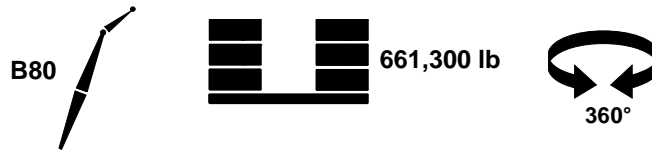
ft	ft	ft	ft	ft	0° lb	1° lb	2° lb	0° lb	1° lb	2° lb
54										
55										
57										
59	428.4	44.9	406.9	85.0	244,000			244,000		
60	428.2	45.8	406.8	84.8	244,000			244,000		
65	427.5	50.6	406.2	84.1	244,000			244,000		
70	426.8	55.3	405.7	83.4	244,000			244,000		
80	425.1	64.8	404.3	82.1	244,000			244,000		
90	423.2	74.4	402.8	80.7	244,000	175,100	130,400	244,000	175,100	130,400
100	421.0	83.9	401.0	79.3	244,000	175,100	130,400	244,000	175,100	130,400
110	418.5	93.4	398.9	77.9	244,000	175,100	130,400	244,000	175,100	130,400
120	415.8	102.9	396.6	76.5	240,700	175,100	130,400	244,000	175,100	130,400
130	412.9	112.4	394.1	75.1	211,800	175,100	130,400	244,000	175,100	130,400
140	409.6	122.0	391.3	73.6	187,200	171,800	130,400	243,300	175,100	130,400
150	406.1	131.5	388.2	72.2	165,900	152,600	130,400	235,000	175,100	130,400
160	402.3	141.1	384.9	70.7	147,400	135,900	125,300	227,200	175,100	130,400
170	398.2	150.6	381.3	69.3	131,200	121,000	111,700	219,800	175,100	130,400
180	393.8	160.2	377.4	67.8	116,700	107,800	99,500	212,800	175,100	130,300
190	389.1	169.8	373.2	66.3	103,900	95,900	88,500	198,400	175,100	130,300
200	384.0	179.4	368.7	64.8	92,300	85,200	78,600	183,000	172,100	130,100
210	378.6	189.0	363.9	63.2	81,900	75,500	69,500	169,100	159,400	130,000
220	372.9	198.6	358.7	61.6	72,400	66,600	61,200	156,600	147,800	129,800
230	366.8	208.2	353.2	60.1	63,700	58,500	53,700	145,200	137,300	129,700
240	360.3	217.8	347.3	58.4	55,800	51,100	46,700	134,800	127,600	120,800
250	353.3	227.4	341.0	56.8	48,500	44,200	40,200	125,300	118,700	112,500
260	346.0	237.1	334.3	55.1	41,800	37,900	34,200	116,500	110,500	104,800
270	338.1	246.8	327.2	53.4	35,500	32,000	28,600	108,400	103,000	97,700
280	329.8	256.4	319.5	51.6	29,700	26,500	23,400	100,900	95,900	91,100
290	320.9	266.1	311.4	49.8	24,300	21,300	18,600	94,000	89,400	84,900
300	311.4	275.8	302.7	47.9	19,200	16,500	14,000	87,500	83,200	79,100
310	301.3	285.5	293.4	46.0	14,500	12,000		81,400	77,500	73,700
320	290.4	295.3	283.4	44.0				75,700	72,100	68,600
330	278.8	305.0	272.6	41.9				70,400	67,100	63,900
340										
350										
360										
370										
380										

MLC650 VPC-MAX S-2



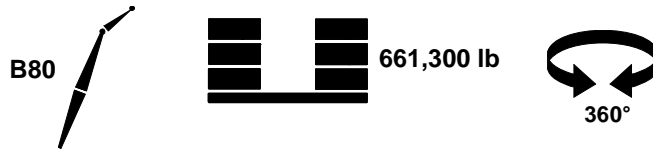
ft	ft	ft	ft	°	0° lb	1° lb	2° lb	0° lb	1° lb	2° lb
55	441.2	45.7	416.6	85.0	251,400			251,400		
57	440.9	47.6	416.4	84.7	251,400			251,400		
60	440.5	50.4	416.1	84.3	251,400			251,400		
65	439.9	55.1	415.6	83.6	251,400			251,400		
70	439.1	59.8	415.0	83.0	251,300			251,300		
80	437.5	69.3	413.6	81.6	251,200	164,600		251,200	164,600	
90	435.6	78.7	411.9	80.3	251,000	164,600	121,300	251,000	164,600	121,300
100	433.5	88.1	410.1	78.9	250,800	164,600	121,300	250,800	164,600	121,300
110	431.1	97.6	408.0	77.6	250,600	164,600	121,300	250,600	164,600	121,300
120	428.5	107.1	405.7	76.2	235,700	164,600	121,300	250,300	164,600	121,300
130	425.6	116.5	403.1	74.8	207,200	164,600	121,300	250,000	164,600	121,300
140	422.5	125.9	400.3	73.5	182,900	164,500	121,300	242,100	164,500	121,300
150	419.1	135.4	397.3	72.1	162,000	148,500	121,200	233,000	164,400	121,200
160	415.4	144.9	393.9	70.6	143,800	132,000	121,100	224,300	164,300	121,100
170	411.4	154.4	390.3	69.2	127,800	117,400	108,000	216,200	164,100	121,000
180	407.2	163.8	386.5	67.8	113,600	104,500	96,000	208,500	164,000	120,900
190	402.6	173.4	382.3	66.3	100,900	92,800	85,300	196,100	163,800	120,700
200	397.8	182.8	377.9	64.9	89,600	82,300	75,600	180,900	163,600	120,600
210	392.6	192.3	373.2	63.4	79,300	72,800	66,700	167,200	157,200	120,400
220	387.0	201.8	368.1	61.9	70,000	64,100	58,600	154,800	145,800	120,200
230	381.1	211.3	362.7	60.3	61,500	56,200	51,200	143,500	135,400	120,000
240	374.9	220.8	357.0	58.8	53,700	48,900	44,300	133,200	125,800	118,800
250	368.2	230.3	350.8	57.2	46,500	42,100	38,000	123,800	117,100	110,700
260	361.2	239.8	344.4	55.6	39,900	35,900	32,200	115,100	109,000	103,100
270	353.7	249.4	337.5	53.9	33,700	30,100	26,700	107,100	101,500	96,100
280	345.8	258.9	330.1	52.2	28,000	24,700	21,600	99,700	94,500	89,600
290	337.3	268.4	322.3	50.5	22,700	19,700	16,900	92,800	88,100	83,500
300	328.3	278.0	314.0	48.7	17,800	15,000	12,400	86,400	82,000	77,800
310	318.7	287.6	305.1	46.9	13,100			80,400	76,400	72,500
320	308.5	297.1	295.7	45.0				74,800	71,100	67,500
330	297.6	306.7	285.5	43.1				69,500	66,100	62,800
340	285.9	316.3	274.6	41.0				64,600	61,400	58,300
350	273.2	325.9	262.9	38.9				59,900	57,000	54,100
360	259.6	335.5	250.2	36.7				55,400	52,800	50,200
370	244.7	345.1	236.3	34.3				51,200	48,800	46,400
380	228.4	354.8	221.1	31.8				47,300	45,000	42,800
390	210.2	364.5	204.1	29.0				43,500	41,400	39,400

MLC650 VPC-MAX S-2



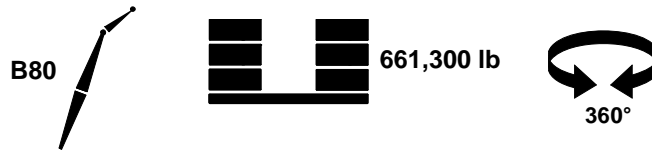
410.1 ft 35°					38.7 ft			60.0 ft		
ft	ft	ft	ft	ft	0° lb	1° lb	2° lb	0° lb	1° lb	2° lb
55										
57	439.9	45.3	416.7	85.0	249,400			249,400		
60	439.5	48.1	416.4	84.6	249,400			249,400		
65	438.8	52.9	415.8	83.9	249,400			249,400		
70	438.1	57.6	415.3	83.3	249,400			249,400		
80	436.5	67.1	413.9	81.9	249,300	163,400		249,300	163,400	
90	434.6	76.5	412.3	80.6	249,200	163,400	120,400	249,200	163,400	120,400
100	432.5	86.0	410.5	79.2	249,100	163,400	120,400	249,100	163,400	120,400
110	430.1	95.5	408.5	77.9	249,000	163,400	120,400	249,000	163,400	120,400
120	427.5	105.0	406.2	76.5	238,000	163,400	120,400	248,800	163,400	120,400
130	424.6	114.5	403.7	75.1	209,300	163,400	120,400	244,000	163,400	120,400
140	421.4	124.0	400.9	73.7	184,800	163,400	120,400	235,000	163,400	120,400
150	418.0	133.5	397.9	72.3	163,700	150,200	120,400	226,500	163,300	120,400
160	414.3	143.0	394.6	70.9	145,400	133,500	120,300	218,300	163,200	120,300
170	410.3	152.5	391.1	69.5	129,200	118,800	109,300	210,700	163,100	120,200
180	406.1	162.1	387.2	68.1	114,900	105,700	97,300	203,500	163,000	120,100
190	401.5	171.5	383.1	66.6	102,200	94,000	86,400	196,700	162,800	119,900
200	396.6	181.1	378.7	65.1	90,700	83,400	76,600	181,700	162,700	119,900
210	391.4	190.6	374.0	63.6	80,300	73,800	67,700	168,000	158,000	119,700
220	385.8	200.2	369.0	62.1	70,900	65,000	59,500	155,500	146,500	119,600
230	379.9	209.7	363.6	60.6	62,300	57,000	52,000	144,200	136,000	119,400
240	373.7	219.3	357.9	59.0	54,500	49,700	45,100	133,800	126,400	119,200
250	367.0	228.9	351.8	57.4	47,300	42,900	38,700	124,400	117,600	111,200
260	359.9	238.5	345.3	55.8	40,600	36,600	32,800	115,700	109,500	103,600
270	352.4	248.0	338.5	54.2	34,400	30,800	27,300	107,600	102,000	96,600
280	344.4	257.7	331.1	52.5	28,600	25,300	22,200	100,200	95,000	90,000
290	335.9	267.2	323.3	50.7	23,300	20,200	17,400	93,200	88,500	83,900
300	326.9	276.9	315.0	48.9	18,300	15,500	12,900	86,800	82,400	78,200
310	317.3	286.5	306.1	47.1	13,600			80,800	76,700	72,800
320	307.0	296.2	296.6	45.2				75,100	71,400	67,800
330	296.0	305.8	286.5	43.2				69,800	66,400	63,000
340	284.3	315.5	275.6	41.2				64,800	61,600	58,600
350	271.6	325.2	263.8	39.1				60,100	57,200	54,300
360	257.8	334.9	251.0	36.8				55,600	52,900	50,300
370	242.8	344.6	237.1	34.4				51,400	48,900	46,500
380										
390										

MLC650 VPC-MAX S-2



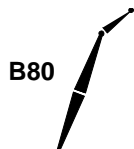
ft	ft	ft	ft	ft													
					lb	lb	lb	lb	lb	lb	lb	lb	lb				
55																	
57																	
60	438.1	45.9	416.6	84.9	244,000			244,000									
65	437.5	50.6	416.1	84.3	244,000			244,000									
70	436.7	55.4	415.5	83.6	244,000			244,000									
80	435.1	64.9	414.2	82.2	244,000			244,000									
90	433.2	74.4	412.7	80.9	244,000	162,300	119,600	244,000	162,300	119,600							
100	431.1	83.9	410.9	79.5	244,000	162,300	119,600	244,000	162,300	119,600							
110	428.7	93.4	409.0	78.2	244,000	162,300	119,600	244,000	162,300	119,600							
120	426.0	103.0	406.7	76.8	240,200	162,300	119,600	244,000	162,300	119,600							
130	423.2	112.5	404.2	75.4	211,300	162,300	119,600	237,900	162,300	119,600							
140	420.0	122.1	401.5	74.0	186,600	162,300	119,600	229,400	162,300	119,600							
150	416.6	131.6	398.5	72.6	165,400	151,800	119,600	221,300	162,300	119,600							
160	412.9	141.2	395.3	71.2	146,900	135,000	119,600	213,600	162,300	119,600							
170	408.9	150.7	391.8	69.8	130,600	120,200	110,600	206,300	162,300	119,500							
180	404.6	160.3	387.9	68.3	116,200	106,900	98,400	199,500	162,300	119,500							
190	400.0	169.9	383.9	66.9	103,300	95,100	87,500	193,100	162,200	119,300							
200	395.1	179.5	379.5	65.4	91,700	84,400	77,600	182,500	162,100	119,200							
210	389.8	189.1	374.8	63.9	81,300	74,700	68,600	168,700	158,700	119,100							
220	384.3	198.7	369.8	62.4	71,800	65,900	60,300	156,200	147,200	119,000							
230	378.3	208.3	364.4	60.8	63,200	57,800	52,800	144,800	136,600	118,800							
240	372.0	218.0	358.7	59.3	55,200	50,400	45,800	134,400	127,000	118,600							
250	365.3	227.6	352.6	57.7	47,900	43,500	39,400	124,900	118,100	111,700							
260	358.2	237.3	346.2	56.0	41,200	37,200	33,400	116,100	110,000	104,100							
270	350.7	246.9	339.3	54.4	35,000	31,300	27,800	108,000	102,400	97,000							
280	342.7	256.6	331.9	52.7	29,100	25,800	22,600	100,500	95,400	90,400							
290	334.1	266.3	324.1	50.9	23,700	20,700	17,800	93,600	88,800	84,200							
300	325.0	276.0	315.8	49.1	18,700	15,900	13,200	87,100	82,700	78,500							
310	315.4	285.7	306.9	47.3				81,000	77,000	73,100							
320	305.0	295.4	297.4	45.4				75,300	71,600	68,000							
330	294.0	305.2	287.2	43.4				70,000	66,600	63,200							
340	282.1	315.0	276.2	41.3				65,000	61,800	58,700							
350																	
360																	
370																	
380																	
390																	

MLC650 VPC-MAX S-2



419.9 ft 28°					38.7 ft			60.0 ft		
ft	ft	ft	ft	°	0° lb	1° lb	2° lb	0° lb	1° lb	2° lb
56	450.9	46.7	426.4	84.9	243,700			243,700		
60	450.5	50.4	426.0	84.4	243,700			243,700		
61	450.3	51.4	425.9	84.3	243,700			243,700		
65	449.8	55.2	425.4	83.8	243,700			243,700		
70	449.1	59.9	424.8	83.1	243,700			243,700		
80	447.5	69.3	423.5	81.8	243,500	154,200		243,500	154,200	
90	445.7	78.8	421.9	80.5	243,400	154,200	111,200	243,400	154,200	111,200
100	443.6	88.2	420.1	79.2	243,200	154,200	111,100	243,200	154,200	111,100
110	441.3	97.7	418.0	77.9	242,900	154,200	111,100	242,900	154,200	111,100
120	438.7	107.2	415.8	76.5	229,500	154,200	111,100	242,600	154,200	111,100
130	435.9	116.6	413.3	75.2	201,000	154,200	111,100	242,300	154,200	111,100
140	432.8	126.1	410.5	73.8	176,600	154,100	111,000	241,900	154,100	111,000
150	429.5	135.6	407.5	72.5	155,600	141,800	111,000	241,500	154,000	111,000
160	425.9	145.1	404.3	71.1	137,300	125,200	110,800	241,100	153,800	110,800
170	422.1	154.5	400.8	69.7	121,300	110,600	100,900	227,600	153,700	110,700
180	417.9	164.0	397.0	68.3	107,000	97,600	89,000	208,300	153,400	110,500
190	413.5	173.5	393.0	66.9	94,300	85,900	78,200	191,200	153,200	110,400
200	408.7	183.0	388.7	65.5	82,900	75,400	68,500	175,900	152,900	110,100
210	403.7	192.5	384.0	64.0	72,600	65,900	59,600	162,100	151,900	110,000
220	398.3	202.1	379.1	62.6	63,200	57,200	51,500	149,700	140,500	109,800
230	392.6	211.5	373.9	61.1	54,700	49,200	44,100	138,400	130,100	109,500
240	386.5	221.0	368.3	59.6	46,900	41,900	37,200	128,100	120,500	109,300
250	380.1	230.6	362.4	58.0	39,700	35,100	30,900	118,700	111,700	105,200
260	373.3	240.1	356.1	56.5	33,000	28,900	25,000	110,000	103,600	97,600
270	366.0	249.7	349.4	54.9	26,900	23,100	19,500	102,000	96,100	90,600
280	358.4	259.1	342.4	53.2	21,100	17,700	14,400	94,500	89,200	84,100
290	350.2	268.7	334.8	51.6	15,800	12,700		87,600	82,700	78,000
300	341.6	278.2	326.8	49.9				81,200	76,700	72,300
310	332.4	287.8	318.3	48.1				75,200	71,000	67,000
320	322.7	297.4	309.3	46.3				69,500	65,700	62,000
330	312.2	307.0	299.6	44.4				64,300	60,700	57,300
340	301.1	316.5	289.2	42.5				59,300	56,000	52,800
350	289.2	326.1	278.1	40.5				54,600	51,600	48,600
360	276.3	335.7	266.2	38.4				50,200	47,400	44,600
370	262.4	345.4	253.2	36.2				45,900	43,400	40,900
380	247.3	355.1	239.1	33.8				42,000	39,600	37,300
390	230.7	364.7	223.6	31.3				38,200	36,000	33,900
400	212.2	374.4	206.3	28.6				34,500	32,500	30,600

MLC650 VPC-MAX S-2



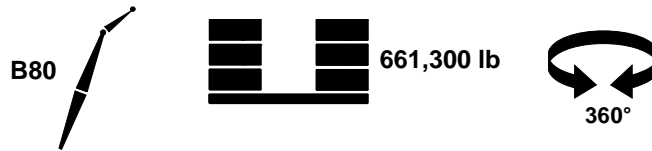
661,300 lb



360°

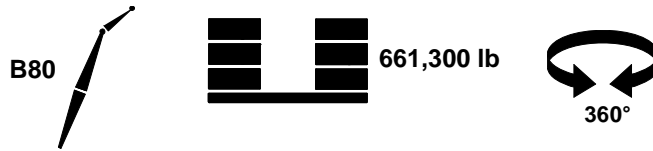
ft	ft	ft	ft	ft	lb	lb	lb	lb	lb	lb	
56											
60	449.4	48.2	426.2	84.7	242,200			242,200			
61	449.3	49.1	426.1	84.6	242,200			242,200			
65	448.8	52.9	425.7	84.1	242,200			242,200			
70	448.1	57.6	425.1	83.4	242,200			242,200			
80	446.5	67.1	423.8	82.1	242,100			242,100			
90	444.6	76.6	422.3	80.8	242,000	153,400	110,500	242,000	153,400	110,500	
100	442.5	86.1	420.5	79.5	241,800	153,400	110,500	241,800	153,400	110,500	
110	440.2	95.6	418.5	78.2	241,700	153,400	110,500	241,700	153,400	110,500	
120	437.7	105.1	416.3	76.8	232,000	153,400	110,500	241,400	153,400	110,500	
130	434.8	114.6	413.8	75.5	203,200	153,300	110,500	241,200	153,300	110,500	
140	431.8	124.1	411.1	74.1	178,600	153,200	110,400	240,900	153,200	110,400	
150	428.4	133.6	408.2	72.8	157,500	143,500	110,300	240,600	153,100	110,300	
160	424.8	143.2	405.0	71.4	139,000	126,800	110,300	240,300	153,000	110,300	
170	421.0	152.7	401.5	70.0	122,800	112,100	102,300	228,800	152,900	110,100	
180	416.8	162.2	397.8	68.6	108,400	99,000	90,300	209,400	152,700	110,000	
190	412.3	171.7	393.8	67.2	95,600	87,200	79,400	192,200	152,500	109,800	
200	407.6	181.3	389.5	65.7	84,100	76,600	69,600	176,800	152,200	109,600	
210	402.5	190.8	384.9	64.3	73,700	66,900	60,700	163,000	151,900	109,400	
220	397.1	200.4	380.0	62.8	64,300	58,200	52,500	150,500	141,300	109,200	
230	391.4	209.9	374.8	61.3	55,600	50,100	45,000	139,100	130,800	109,000	
240	385.3	219.5	369.2	59.8	47,700	42,800	38,100	128,800	121,200	108,700	
250	378.9	229.1	363.3	58.3	40,500	35,900	31,700	119,300	112,300	105,800	
260	372.0	238.7	357.1	56.7	33,800	29,600	25,700	110,600	104,200	98,200	
270	364.8	248.3	350.4	55.1	27,600	23,800	20,200	102,500	96,700	91,100	
280	357.1	257.9	343.3	53.5	21,800	18,300	15,100	95,000	89,700	84,500	
290	348.9	267.5	335.8	51.8	16,400	13,200		88,100	83,100	78,400	
300	340.2	277.1	327.8	50.1				81,600	77,100	72,700	
310	331.0	286.7	319.3	48.3				75,600	71,400	67,300	
320	321.2	296.4	310.2	46.5				69,900	66,000	62,300	
330	310.7	306.0	300.6	44.6				64,600	61,000	57,500	
340	299.5	315.7	290.2	42.7				59,600	56,300	53,100	
350	287.5	325.4	279.0	40.7				54,800	51,800	48,800	
360	274.6	335.1	267.0	38.6				50,400	47,600	44,800	
370	260.6	344.8	254.0	36.3				46,100	43,500	41,000	
380											
390											
400											

MLC650 VPC-MAX S-2



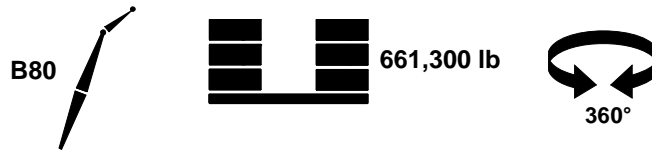
419.9 ft 41°					38.7 ft			60.0 ft		
ft	ft	ft	ft	ft	0° lb	1° lb	2° lb	0° lb	1° lb	2° lb
56										
60										
61	447.9	46.9	426.3	84.9	241,300			241,300		
65	447.4	50.7	426.0	84.4	241,300			241,300		
70	446.7	55.4	425.4	83.7	241,300			241,300		
80	445.1	64.9	424.1	82.4	241,300			241,300		
90	443.2	74.4	422.6	81.1	241,300	152,500		241,300	152,500	
100	441.1	84.0	420.9	79.8	241,300	152,500	109,900	241,300	152,500	109,900
110	438.8	93.5	419.0	78.4	241,200	152,500	109,900	241,200	152,500	109,900
120	436.2	103.0	416.8	77.1	234,400	152,500	109,900	241,100	152,500	109,900
130	433.4	112.6	414.4	75.8	205,300	152,500	109,900	241,000	152,500	109,900
140	430.3	122.2	411.7	74.4	180,600	152,500	109,900	240,800	152,500	109,900
150	427.0	131.7	408.8	73.0	159,200	145,200	109,800	240,700	152,500	109,800
160	423.4	141.3	405.6	71.6	140,600	128,400	109,700	240,500	152,400	109,700
170	419.5	150.9	402.2	70.2	124,300	113,500	103,700	229,900	152,300	109,600
180	415.3	160.4	398.5	68.8	109,800	100,300	91,500	210,400	152,100	109,400
190	410.8	170.1	394.5	67.4	96,800	88,400	80,600	193,100	152,000	109,300
200	406.1	179.6	390.2	66.0	85,200	77,700	70,700	177,700	151,800	109,200
210	401.0	189.3	385.7	64.5	74,700	67,900	61,600	163,800	151,600	108,900
220	395.6	198.9	380.8	63.0	65,200	59,100	53,400	151,200	142,000	108,800
230	389.8	208.5	375.6	61.6	56,500	51,000	45,800	139,800	131,400	108,600
240	383.7	218.1	370.0	60.0	48,500	43,500	38,800	129,400	121,800	108,400
250	377.2	227.7	364.2	58.5	41,200	36,700	32,400	119,900	112,900	106,300
260	370.4	237.4	357.9	56.9	34,400	30,300	26,400	111,100	104,700	98,700
270	363.1	247.1	351.2	55.3	28,200	24,400	20,800	103,000	97,100	91,600
280	355.3	256.8	344.2	53.7	22,300	18,900	15,600	95,400	90,100	85,000
290	347.1	266.4	336.6	52.0	16,900	13,700		88,500	83,500	78,800
300	338.4	276.1	328.6	50.3				81,900	77,400	73,000
310	329.1	285.8	320.1	48.5				75,900	71,700	67,600
320	319.2	295.6	311.0	46.7				70,200	66,300	62,600
330	308.7	305.3	301.3	44.8				64,800	61,200	57,800
340	297.4	315.1	290.9	42.8				59,800	56,500	53,300
350										
360										
370										
380										
390										
400										

MLC650 VPC-MAX S-2



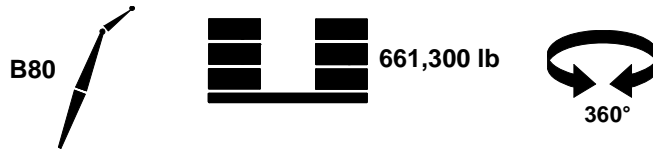
	429.8 ft				38.7 ft		60.0 ft	
	28°				0°		1°	
	ft	ft	ft	ft	lb	lb	lb	lb
57	460.7	47.7	436.2	84.9	233,200		233,200	
60	460.4	50.5	435.9	84.5	233,100		233,100	
61	460.3	51.5	435.8	84.4	233,100		233,100	
65	459.7	55.3	435.4	83.9	233,100		233,100	
70	459.0	59.9	434.8	83.3	233,000		233,000	
80	457.5	69.4	433.5	82.0	232,800	145,900	232,800	145,900
90	455.7	78.9	431.9	80.7	232,600	145,900	232,600	145,900
100	453.7	88.3	430.2	79.4	232,400	145,900	232,400	145,900
110	451.4	97.8	428.2	78.1	232,100	145,900	232,100	145,900
120	448.9	107.3	425.9	76.8	230,900	145,900	231,800	145,900
130	446.2	116.8	423.5	75.5	202,300	145,800	231,400	145,800
140	443.2	126.3	420.8	74.2	178,000	145,700	231,000	145,700
150	439.9	135.8	417.9	72.9	157,000	142,800	230,700	145,600
160	436.4	145.3	414.7	71.5	138,700	126,400	230,200	145,400
170	432.6	154.8	411.3	70.2	122,700	111,800	228,600	145,200
180	428.6	164.2	407.6	68.8	108,400	98,800	209,400	145,000
190	424.3	173.8	403.7	67.4	95,700	87,100	192,200	144,800
200	419.7	183.3	399.5	66.0	84,300	76,600	177,000	144,600
210	414.7	192.8	395.0	64.6	74,000	67,100	163,200	144,400
220	409.5	202.3	390.2	63.2	64,700	58,400	150,800	141,400
230	404.0	211.8	385.1	61.8	56,100	50,500	139,500	131,000
240	398.1	221.3	379.7	60.3	48,300	43,200	129,200	121,400
250	391.8	230.8	373.9	58.8	41,100	36,500	119,800	112,700
260	385.2	240.4	367.8	57.3	34,500	30,200	111,100	104,600
270	378.2	249.9	361.4	55.8	28,300	24,500	103,100	97,100
280	370.8	259.5	354.5	54.2	22,600	19,100	95,700	90,200
290	363.0	269.0	347.2	52.6	17,300	14,100	88,800	83,700
300	354.7	278.6	339.5	50.9	12,300		82,300	77,700
310	345.8	288.2	331.3	49.2			76,300	72,000
320	336.5	297.7	322.6	47.5			70,700	66,700
330	326.5	307.3	313.4	45.7			65,400	61,700
340	315.9	316.9	303.5	43.9			60,500	57,100
350	304.6	326.5	293.0	42.0			55,800	52,600
360	292.4	336.1	281.6	40.0			51,400	48,400
370	279.4	345.7	269.4	37.9			47,200	44,500
380	265.3	355.3	256.3	35.7			43,200	40,700
390	249.9	365.0	241.9	33.4			39,400	37,100
400	233.0	374.7	226.1	30.9			35,800	33,700
410	214.3	384.4	208.6	28.3			32,300	30,400

MLC650 VPC-MAX S-2



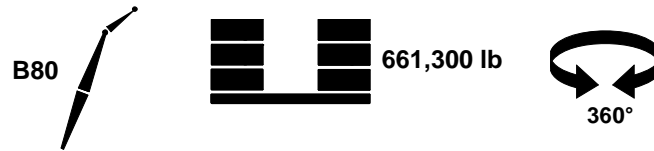
	ft	ft	ft	ft	38.7 ft		60.0 ft	
					0°	1°	0°	1°
					lb	lb	lb	lb
57								
60	459.3	48.2	436.2	84.9	231,900		231,900	
61	459.2	49.2	436.1	84.7	231,900		231,900	
65	458.7	53.0	435.7	84.2	231,800		231,800	
70	458.0	57.7	435.1	83.6	231,800		231,800	
80	456.4	67.2	433.8	82.3	231,600		231,600	
90	454.6	76.7	432.3	81.0	231,500	145,100	231,500	145,100
100	452.6	86.2	430.6	79.7	231,300	145,100	231,300	145,100
110	450.3	95.7	428.6	78.4	231,000	145,100	231,000	145,100
120	447.8	105.2	426.5	77.1	230,800	145,100	230,800	145,100
130	445.1	114.7	424.0	75.8	204,500	145,000	230,500	145,000
140	442.1	124.3	421.4	74.5	180,000	144,900	230,200	144,900
150	438.8	133.8	418.5	73.1	158,800	144,600	230,000	144,800
160	435.3	143.3	415.4	71.8	140,400	128,000	229,600	144,700
170	431.5	152.9	412.0	70.4	124,200	113,300	227,000	144,600
180	427.5	162.4	408.4	69.1	109,800	100,200	210,500	144,400
190	423.1	171.9	404.5	67.7	97,000	88,400	193,300	144,200
200	418.5	181.5	400.3	66.3	85,500	77,800	177,900	144,000
210	413.6	191.0	395.8	64.9	75,100	68,200	164,100	143,700
220	408.4	200.6	391.0	63.5	65,700	59,500	151,600	142,100
230	402.8	210.2	386.0	62.0	57,100	51,400	140,200	131,700
240	396.9	219.7	380.6	60.5	49,200	44,100	129,900	122,100
250	390.6	229.3	374.9	59.1	42,000	37,300	120,400	113,300
260	384.0	238.9	368.8	57.5	35,300	31,000	111,700	105,200
270	377.0	248.5	362.3	56.0	29,100	25,200	103,600	97,600
280	369.5	258.1	355.5	54.4	23,300	19,700	96,200	90,700
290	361.7	267.7	348.2	52.8	17,900	14,700	89,200	84,200
300	353.3	277.4	340.5	51.1	12,900		82,800	78,100
310	344.5	287.0	332.4	49.5			76,700	72,400
320	335.0	296.6	323.6	47.7			71,100	67,100
330	325.0	306.3	314.4	45.9			65,700	62,100
340	314.4	315.9	304.5	44.1			60,700	57,300
350	303.0	325.6	293.9	42.2			56,000	52,900
360	290.8	335.3	282.5	40.2			51,600	48,700
370	277.6	345.1	270.3	38.1			47,400	44,700
380	263.4	354.8	257.1	35.9			43,300	40,900
390								
400								
410								

MLC650 VPC-MAX S-2



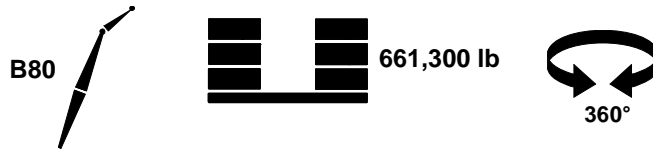
ft					lb		lb		lb	
57										
60										
61	457.8	46.9	436.3	85.0	231,200		231,200			
65	457.3	50.7	435.9	84.5	231,200		231,200			
70	456.6	55.5	435.4	83.9	231,100		231,100			
80	455.1	65.0	434.1	82.6	231,100		231,100			
90	453.2	74.6	432.7	81.3	231,000	144,400	231,000	144,400		
100	451.2	84.1	431.0	80.0	230,900	144,400	230,900	144,400		
110	448.9	93.7	429.1	78.7	230,800	144,400	230,800	144,400		
120	446.4	103.2	426.9	77.4	230,600	144,400	230,600	144,400		
130	443.7	112.7	424.6	76.1	206,600	144,400	230,400	144,400		
140	440.7	122.3	422.0	74.7	181,900	144,400	230,300	144,400		
150	437.4	131.9	419.1	73.4	160,600	144,300	230,000	144,300		
160	433.9	141.4	416.0	72.1	142,000	129,500	227,400	144,200		
170	430.1	151.0	412.7	70.7	125,700	114,700	221,100	144,100		
180	426.0	160.6	409.1	69.3	111,200	101,400	211,500	143,900		
190	421.7	170.2	405.2	67.9	98,300	89,600	194,200	143,800		
200	417.0	179.8	401.0	66.5	86,700	78,900	178,800	143,500		
210	412.1	189.4	396.6	65.1	76,200	69,200	164,900	143,400		
220	406.8	199.1	391.8	63.7	66,700	60,400	152,300	142,900		
230	401.2	208.7	386.8	62.2	58,000	52,300	140,900	132,300		
240	395.3	218.3	381.4	60.8	50,000	44,900	130,500	122,700		
250	389.0	228.0	375.7	59.3	42,700	38,000	121,000	113,800		
260	382.3	237.6	369.6	57.7	35,900	31,700	112,200	105,700		
270	375.3	247.3	363.2	56.2	29,700	25,800	104,100	98,100		
280	367.8	257.0	356.3	54.6	23,900	20,300	96,600	91,100		
290	359.9	266.7	349.1	53.0	18,400	15,200	89,600	84,500		
300	351.5	276.4	341.3	51.3	13,400		83,100	78,400		
310	342.6	286.1	333.1	49.6			77,000	72,700		
320	333.1	295.8	324.4	47.9			71,300	67,300		
330	323.1	305.5	315.1	46.1			66,000	62,300		
340	312.3	315.3	305.2	44.2			61,000	57,500		
350	300.9	325.0	294.6	42.3			56,200	53,100		
360										
370										
380										
390										
400										
410										

MLC650 VPC-MAX S-2



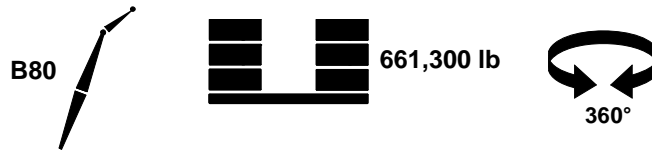
ft	ft	ft	ft	°	0°		1°	
					lb	lb	lb	lb
58	470.5	48.6	446.0	84.9	221,300		221,300	
60	470.3	50.5	445.8	84.7	221,300		221,300	
62	470.0	52.4	445.6	84.4	221,200		221,200	
65	469.7	55.2	445.3	84.0	221,200		221,200	
70	469.0	60.0	444.7	83.4	221,200		221,200	
80	467.5	69.5	443.4	82.2	221,000		221,000	
90	465.7	79.0	441.9	80.9	220,700	134,900	220,700	134,900
100	463.7	88.5	440.1	79.6	220,400	134,900	220,400	134,900
110	461.5	97.9	438.2	78.4	220,100	134,900	220,100	134,900
120	459.1	107.4	436.0	77.1	219,700	134,800	219,700	134,800
130	456.4	116.9	433.6	75.8	200,300	134,700	219,400	134,700
140	453.5	126.4	431.0	74.5	175,900	134,700	218,900	134,700
150	450.3	135.9	428.1	73.2	154,900	134,500	218,500	134,500
160	446.9	145.4	425.0	71.9	136,600	123,900	218,100	134,300
170	443.2	154.9	421.7	70.6	120,500	109,400	217,700	134,200
180	439.2	164.4	418.1	69.3	106,300	96,400	207,800	134,000
190	435.0	173.9	414.2	67.9	93,600	84,800	190,700	133,800
200	430.5	183.4	410.2	66.6	82,100	74,300	175,400	133,500
210	425.7	192.9	405.8	65.2	71,800	64,800	161,600	133,300
220	420.7	202.5	401.1	63.8	62,500	56,100	149,200	133,100
230	415.3	212.0	396.1	62.4	53,900	48,200	137,900	129,100
240	409.5	221.5	390.9	61.0	46,100	40,900	127,600	119,600
250	403.5	231.1	385.3	59.6	38,900	34,100	118,200	110,900
260	397.1	240.6	379.3	58.1	32,300	27,900	109,500	102,800
270	390.3	250.1	373.1	56.6	26,100	22,200	101,500	95,300
280	383.1	259.7	366.5	55.1	20,400	16,800	94,000	88,400
290	375.5	269.2	359.4	53.5	15,100		87,100	81,900
300	367.5	278.8	352.0	51.9			80,700	75,900
310	359.0	288.4	344.1	50.3			74,700	70,300
320	350.0	298.0	335.7	48.6			69,100	65,000
330	340.5	307.6	326.8	46.9			63,800	60,000
340	330.3	317.1	317.4	45.2			58,800	55,300
350	319.5	326.7	307.3	43.4			54,200	50,900
360	308.0	336.4	296.5	41.5			49,700	46,700
370	295.6	346.0	285.0	39.5			45,600	42,800
380	282.4	355.6	272.6	37.4			41,600	39,000
390	268.0	365.3	259.2	35.3			37,800	35,400
400	252.4	374.9	244.6	33.0			34,200	32,000
410	235.3	384.6	228.5	30.5			30,800	28,800

MLC650 VPC-MAX S-2



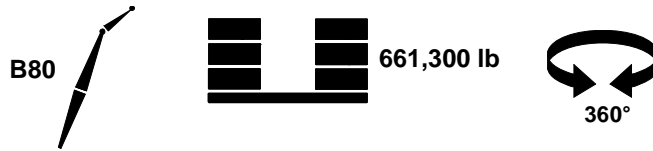
Capacity (lb)	Reach (ft)	Height (ft)	Angle (°)	Capacity (lb)	0°		1°	
					Capacity (lb)	Reach (ft)	Capacity (lb)	Reach (ft)
58								
60	469.2	48.2	446.0	85.0	220,300		220,300	
62	469.0	50.2	445.8	84.7	220,200		220,200	
65	468.6	53.0	445.5	84.3	220,200		220,200	
70	467.9	57.7	445.0	83.7	220,100		220,100	
80	466.4	67.3	443.7	82.5	219,900		219,900	
90	464.7	76.7	442.2	81.2	219,700	134,300	219,700	134,300
100	462.7	86.3	440.5	79.9	219,500	134,300	219,500	134,300
110	460.5	95.8	438.6	78.7	219,200	134,200	219,200	134,200
120	458.0	105.3	436.5	77.4	218,900	134,200	218,900	134,200
130	455.3	114.9	434.1	76.1	202,500	134,100	218,600	134,100
140	452.4	124.4	431.6	74.8	177,900	134,000	218,200	134,000
150	449.2	133.9	428.7	73.5	156,800	133,900	217,900	133,900
160	445.8	143.4	425.7	72.2	138,300	125,600	217,600	133,800
170	442.1	153.0	422.4	70.9	122,100	110,900	212,500	133,600
180	438.1	162.5	418.8	69.6	107,700	97,800	206,100	133,500
190	433.9	172.1	415.0	68.2	94,900	86,100	191,700	133,200
200	429.4	181.7	410.9	66.8	83,400	75,500	176,300	133,000
210	424.6	191.2	406.6	65.5	73,000	65,900	162,500	132,800
220	419.5	200.7	402.0	64.1	63,500	57,100	150,000	132,600
230	414.1	210.3	397.0	62.7	54,900	49,100	138,700	129,900
240	408.4	219.9	391.8	61.2	47,000	41,800	128,300	120,300
250	402.3	229.5	386.2	59.8	39,800	35,000	118,800	111,500
260	395.8	239.1	380.3	58.3	33,100	28,700	110,100	103,400
270	389.0	248.7	374.1	56.8	26,900	22,900	102,000	95,900
280	381.9	258.3	367.4	55.3	21,100	17,400	94,600	88,900
290	374.2	267.9	360.4	53.7	15,800	12,400	87,600	82,400
300	366.2	277.6	353.0	52.1			81,200	76,300
310	357.7	287.2	345.1	50.5			75,100	70,700
320	348.6	296.8	336.7	48.8			69,500	65,300
330	339.0	306.5	327.8	47.1			64,200	60,300
340	328.8	316.2	318.3	45.4			59,200	55,600
350	318.0	325.9	308.2	43.5			54,400	51,200
360	306.4	335.5	297.5	41.6			50,000	47,000
370	294.0	345.3	285.9	39.7			45,800	43,000
380	280.6	355.0	273.4	37.6			41,800	39,200
390	266.2	364.7	260.0	35.4			38,000	35,600
400								
410								

MLC650 VPC-MAX S-2



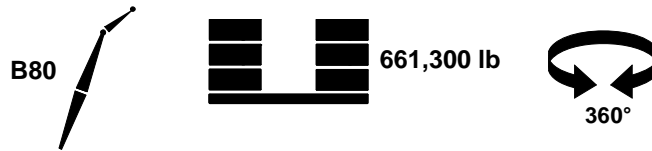
	ft	ft	ft	ft	lb	lb	lb	lb
58								
60								
62	467.6	47.9	446.0	85.0	219,700		219,700	
65	467.2	50.8	445.8	84.6	219,700		219,700	
70	466.6	55.5	445.2	84.0	219,700		219,700	
80	465.0	65.1	444.0	82.7	219,600		219,600	
90	463.3	74.6	442.6	81.5	219,400	133,800	219,400	133,800
100	461.3	84.2	440.9	80.2	219,200	133,800	219,200	133,800
110	459.0	93.7	439.1	78.9	219,100	133,700	219,100	133,700
120	456.6	103.3	437.0	77.7	218,800	133,700	218,800	133,700
130	453.9	112.9	434.7	76.4	204,700	133,700	218,600	133,700
140	451.0	122.4	432.1	75.1	179,900	133,600	218,400	133,600
150	447.8	132.0	429.3	73.8	158,500	133,500	218,100	133,500
160	444.3	141.6	426.3	72.5	139,900	127,100	213,600	133,400
170	440.6	151.2	423.0	71.1	123,600	112,300	207,400	133,200
180	436.7	160.7	419.5	69.8	109,100	99,100	201,400	133,100
190	432.4	170.3	415.7	68.5	96,200	87,300	192,700	132,900
200	427.9	180.0	411.7	67.1	84,600	76,600	177,200	132,700
210	423.1	189.6	407.3	65.7	74,100	66,900	163,300	132,500
220	418.0	199.2	402.7	64.3	64,500	58,100	150,800	132,300
230	412.5	208.8	397.8	62.9	55,800	50,000	139,400	130,600
240	406.8	218.4	392.6	61.5	47,900	42,600	128,900	120,900
250	400.7	228.1	387.0	60.0	40,600	35,700	119,400	112,100
260	394.2	237.8	381.1	58.5	33,800	29,400	110,600	103,900
270	387.4	247.5	374.9	57.0	27,500	23,500	102,500	96,400
280	380.1	257.1	368.3	55.5	21,700	18,000	95,000	89,400
290	372.5	266.8	361.3	53.9	16,300	12,900	88,000	82,800
300	364.4	276.5	353.8	52.3			81,500	76,700
310	355.8	286.2	345.9	50.7			75,500	71,000
320	346.7	295.9	337.5	49.0			69,800	65,600
330	337.1	305.7	328.6	47.3			64,400	60,600
340	326.8	315.4	319.1	45.5			59,400	55,900
350	315.9	325.2	309.0	43.7			54,600	51,400
360	304.2	335.0	298.1	41.7			50,200	47,100
370								
380								
390								
400								
410								

MLC650 VPC-MAX S-2



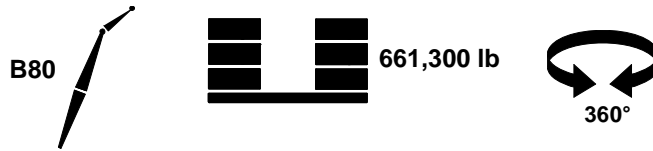
	449.5 ft				28°		38.7 ft		60.0 ft	
	ft	ft	ft	ft	lb	lb	lb	lb	lb	lb
58	480.4	48.7	455.9	85.0	210,500		210,500			
60	480.2	50.6	455.7	84.8	210,500		210,500			
61	480.1	51.5	455.6	84.7	210,400		210,400			
63	479.8	53.5	455.4	84.4	210,400		210,400			
65	479.6	55.3	455.2	84.2	210,400		210,400			
70	478.9	60.1	454.6	83.6	210,300		210,300			
80	477.4	69.6	453.4	82.3	210,000		210,000			
90	475.7	79.0	451.9	81.1	209,700	125,600	209,700		125,600	
100	473.8	88.6	450.2	79.9	209,300	125,600	209,300		125,600	
110	471.6	98.1	448.3	78.6	209,000	125,600	209,000		125,600	
120	469.2	107.5	446.2	77.4	208,600	125,500	208,600		125,500	
130	466.6	117.0	443.8	76.1	199,700	125,400	208,200		125,400	
140	463.7	126.5	441.2	74.9	175,300	125,300	207,800		125,300	
150	460.6	136.0	438.4	73.6	154,300	125,100	207,300		125,100	
160	457.3	145.6	435.4	72.3	136,000	123,000	206,900		124,900	
170	453.7	155.0	432.2	71.0	119,900	108,500	204,800		124,800	
180	449.9	164.6	428.6	69.7	105,600	95,500	198,300		124,600	
190	445.7	174.1	424.9	68.4	92,900	83,900	190,200		124,400	
200	441.4	183.6	420.9	67.1	81,500	73,400	174,900		124,200	
210	436.7	193.2	416.6	65.8	71,200	63,900	161,200		123,900	
220	431.7	202.7	412.0	64.4	61,800	55,300	148,700		123,700	
230	426.5	212.2	407.2	63.1	53,300	47,400	137,500		123,500	
240	420.9	221.7	402.1	61.7	45,500	40,100	127,100		119,000	
250	415.0	231.3	396.6	60.3	38,300	33,400	117,700		110,200	
260	408.8	240.8	390.9	58.8	31,700	27,200	109,000		102,200	
270	402.2	250.4	384.8	57.4	25,500	21,400	101,000		94,700	
280	395.3	260.0	378.4	55.9	19,800	16,000	93,600		87,800	
290	387.9	269.5	371.6	54.4	14,500		86,700		81,300	
300	380.2	279.1	364.4	52.9			80,300		75,300	
310	372.0	288.7	356.7	51.3			74,300		69,700	
320	363.3	298.3	348.7	49.7			68,600		64,400	
330	354.1	307.9	340.1	48.1			63,400		59,500	
340	344.4	317.5	331.0	46.4			58,400		54,800	
350	334.1	327.1	321.4	44.6			53,700		50,400	
360	323.1	336.7	311.1	42.8			49,300		46,200	
370	311.3	346.3	300.2	41.0			45,100		42,200	
380	298.8	356.0	288.4	39.0			41,200		38,500	
390	285.3	365.6	275.8	37.0			37,400		34,900	
400	270.8	375.3	262.1	34.9			33,800		31,500	
410	254.9	384.9	247.3	32.6			30,400		28,300	
420	237.5	394.6	231.0	30.2			27,100		25,200	

MLC650 VPC-MAX S-2



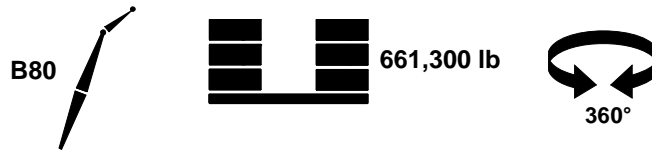
ft	ft	ft	ft	°	0°		1°	
					lb	lb	lb	lb
58								
60								
61	479.0	49.3	455.9	84.9	209,500		209,500	
63	478.8	51.1	455.7	84.7	209,500		209,500	
65	478.5	53.1	455.5	84.5	209,500		209,500	
70	477.9	57.8	454.9	83.8	209,400		209,400	
80	476.4	67.4	453.7	82.6	209,200		209,200	
90	474.7	76.9	452.2	81.4	208,800	125,000	208,800	125,000
100	472.7	86.3	450.6	80.2	208,500	125,000	208,500	125,000
110	470.5	95.9	448.7	78.9	208,200	125,000	208,200	125,000
120	468.2	105.4	446.6	77.7	207,900	125,000	207,900	125,000
130	465.5	115.0	444.3	76.4	201,900	124,900	207,500	124,900
140	462.7	124.5	441.8	75.1	177,300	124,700	207,200	124,700
150	459.6	134.0	439.1	73.9	156,200	124,600	206,800	124,600
160	456.2	143.6	436.1	72.6	137,700	124,500	206,200	124,500
170	452.6	153.1	432.8	71.3	121,500	110,000	199,700	124,300
180	448.7	162.7	429.4	70.0	107,100	97,000	193,500	124,100
190	444.6	172.2	425.6	68.7	94,300	85,200	187,500	124,000
200	440.2	181.8	421.7	67.4	82,800	74,700	175,900	123,700
210	435.5	191.4	417.4	66.0	72,400	65,100	162,100	123,500
220	430.6	200.9	412.9	64.7	62,900	56,300	149,600	123,300
230	425.3	210.6	408.1	63.3	54,300	48,400	138,200	123,000
240	419.7	220.2	403.0	61.9	46,400	41,000	127,900	119,700
250	413.8	229.8	397.5	60.5	39,200	34,200	118,400	110,900
260	407.6	239.4	391.8	59.1	32,500	28,000	109,600	102,800
270	401.0	248.9	385.8	57.6	26,300	22,100	101,600	95,300
280	394.0	258.6	379.3	56.1	20,500	16,700	94,100	88,300
290	386.7	268.2	372.5	54.6	15,100		87,200	81,800
300	378.9	277.8	365.4	53.1			80,700	75,800
310	370.6	287.5	357.7	51.5			74,700	70,100
320	361.9	297.1	349.7	49.9			69,000	64,800
330	352.7	306.8	341.1	48.3			63,700	59,800
340	342.9	316.4	332.0	46.6			58,700	55,100
350	332.6	326.1	322.4	44.8			54,000	50,700
360	321.5	335.8	312.1	43.0			49,600	46,500
370	309.7	345.5	301.1	41.1			45,400	42,500
380	297.1	355.2	289.3	39.2			41,400	38,700
390	283.5	364.9	276.6	37.1			37,600	35,100
400	268.9	374.7	262.9	35.0			34,000	31,700
410								
420								

MLC650 VPC-MAX S-2



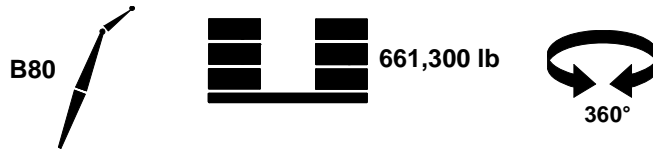
Capacity (lb)	38.7 ft		60.0 ft		38.7 ft		60.0 ft	
	0°	1°	0°	1°	0°	1°	0°	1°
58								
60								
61								
63	477.4	48.9	455.9	85.0	209,100		209,100	
65	477.2	50.8	455.7	84.7	209,000		209,000	
70	476.5	55.6	455.2	84.1	209,000		209,000	
80	475.0	65.1	454.0	82.9	208,800		208,800	
90	473.3	74.7	452.6	81.7	208,600	124,600	208,600	124,600
100	471.3	84.3	451.0	80.4	208,400	124,600	208,400	124,600
110	469.1	93.8	449.2	79.2	208,100	124,600	208,100	124,600
120	466.7	103.4	447.1	77.9	207,900	124,600	207,900	124,600
130	464.1	112.9	444.8	76.7	204,100	124,400	207,600	124,400
140	461.2	122.5	442.3	75.4	179,300	124,400	207,300	124,400
150	458.1	132.2	439.6	74.1	158,000	124,300	207,000	124,300
160	454.8	141.7	436.7	72.8	139,400	124,100	201,300	124,100
170	451.1	151.3	433.5	71.6	123,000	111,500	195,200	124,000
180	447.3	160.9	430.0	70.2	108,500	98,300	189,300	123,800
190	443.1	170.6	426.3	68.9	95,600	86,500	183,600	123,700
200	438.7	180.2	422.4	67.6	84,000	75,800	176,800	123,500
210	434.0	189.8	418.2	66.3	73,500	66,100	162,900	123,300
220	429.0	199.4	413.6	64.9	63,900	57,300	150,400	123,100
230	423.8	209.0	408.8	63.5	55,200	49,300	138,900	122,900
240	418.2	218.7	403.8	62.1	47,300	41,800	128,500	120,300
250	412.2	228.3	398.4	60.7	40,000	35,000	119,000	111,500
260	406.0	238.0	392.7	59.3	33,200	28,700	110,200	103,300
270	399.3	247.6	386.6	57.8	26,900	22,800	102,100	95,800
280	392.3	257.3	380.2	56.3	21,100	17,300	94,600	88,800
290	384.9	267.0	373.4	54.8	15,700	12,200	87,600	82,300
300	377.1	276.7	366.2	53.3			81,100	76,200
310	368.8	286.4	358.5	51.7			75,000	70,500
320	360.1	296.1	350.5	50.1			69,400	65,100
330	350.8	305.9	341.9	48.4			64,000	60,100
340	341.0	315.6	332.8	46.7			59,000	55,300
350	330.6	325.4	323.1	44.9			54,300	50,900
360	319.4	335.2	312.8	43.1			49,800	46,600
370	307.6	345.0	301.7	41.2			45,500	42,600
380								
390								
400								
410								
420								

MLC650 VPC-MAX S-2



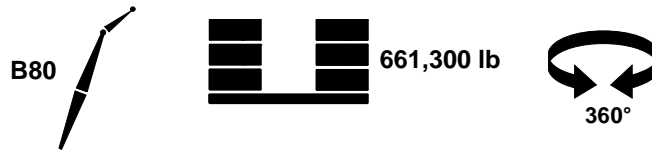
	ft	ft	ft	ft	ft				
						0°	1°	0°	1°
					lb	lb	lb	lb	
59	490.2	49.7	465.7	85.0	200,000		200,000		
60	490.1	50.6	465.6	84.9	199,900		199,900		
62	489.9	52.5	465.4	84.6	199,900		199,900		
64	489.6	54.4	465.2	84.4	199,800		199,800		
65	489.5	55.4	465.1	84.3	199,800		199,800		
70	488.8	60.1	464.5	83.7	199,700		199,700		
80	487.4	69.6	463.3	82.5	199,400		199,400		
90	485.7	79.1	461.8	81.3	199,100	115,700	199,100	115,700	
100	483.8	88.6	460.1	80.1	198,700	115,700	198,700	115,700	
110	481.7	98.1	458.3	78.9	198,300	115,600	198,300	115,600	
120	479.4	107.6	456.2	77.6	197,800	115,600	197,800	115,600	
130	476.8	117.1	453.9	76.4	197,400	115,400	197,400	115,400	
140	474.0	126.6	451.4	75.2	173,200	115,300	196,900	115,300	
150	471.0	136.1	448.7	74.0	152,100	115,100	196,500	115,100	
160	467.7	145.7	445.7	72.7	133,800	115,000	196,000	115,000	
170	464.2	155.2	442.5	71.4	117,700	106,000	192,200	114,900	
180	460.4	164.8	439.0	70.2	103,400	93,100	185,800	114,600	
190	456.4	174.2	435.4	68.9	90,700	81,500	179,700	114,400	
200	452.1	183.8	431.5	67.6	79,300	71,000	173,300	114,200	
210	447.6	193.3	427.3	66.3	69,000	61,500	159,600	114,000	
220	442.8	202.9	422.8	65.0	59,600	52,900	147,100	113,700	
230	437.6	212.4	418.1	63.7	51,100	45,000	135,800	113,500	
240	432.2	222.0	413.1	62.3	43,200	37,700	125,500	113,200	
250	426.5	231.5	407.9	60.9	36,100	31,000	116,100	108,400	
260	420.4	241.1	402.3	59.6	29,400	24,800	107,400	100,400	
270	414.1	250.6	396.3	58.1	23,300	19,000	99,300	92,900	
280	407.3	260.2	390.1	56.7	17,600	13,700	91,900	86,000	
290	400.2	269.7	383.5	55.3	12,200		85,000	79,600	
300	392.7	279.3	376.5	53.8			78,600	73,500	
310	384.8	288.9	369.1	52.3			72,600	67,900	
320	376.4	298.5	361.3	50.7			67,000	62,600	
330	367.6	308.1	353.1	49.1			61,700	57,700	
340	358.2	317.7	344.3	47.5			56,800	53,000	
350	348.3	327.3	335.1	45.8			52,100	48,600	
360	337.8	336.9	325.2	44.1			47,700	44,400	
370	326.6	346.5	314.8	42.3			43,500	40,500	
380	314.7	356.2	303.7	40.5			39,500	36,700	
390	301.9	365.8	291.7	38.6			35,800	33,200	
400	288.2	375.5	278.8	36.6			32,200	29,800	
410	273.4	385.1	265.0	34.4			28,800	26,600	
420	257.4	394.8	249.9	32.2			25,500	23,500	
430	239.8	404.5	233.3	29.8			22,400	20,500	

MLC650 VPC-MAX S-2



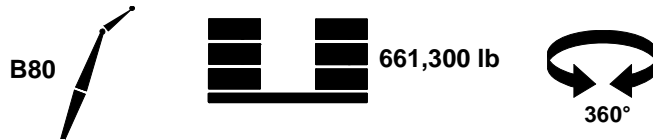
	459.3 ft				38.7 ft		60.0 ft	
	ft	ft	ft	ft	0° lb	1° lb	0° lb	1° lb
59								
60								
62	488.8	50.2	465.6	84.9	199,200		199,200	
64	488.6	52.1	465.4	84.7	199,100		199,100	
65	488.5	53.1	465.3	84.6	199,100		199,100	
70	487.8	57.8	464.8	84.0	199,000		199,000	
80	486.3	67.4	463.6	82.8	198,700		198,700	
90	484.7	76.9	462.2	81.6	198,400	115,200	198,400	115,200
100	482.8	86.4	460.5	80.4	198,000	115,200	198,000	115,200
110	480.6	96.0	458.7	79.1	197,700	115,200	197,700	115,200
120	478.3	105.5	456.7	77.9	197,300	115,100	197,300	115,100
130	475.7	115.0	454.4	76.7	196,900	115,000	196,900	115,000
140	472.9	124.6	451.9	75.5	175,300	114,900	196,500	114,900
150	469.9	134.1	449.2	74.2	154,100	114,800	196,100	114,800
160	466.6	143.7	446.3	73.0	135,600	114,600	194,000	114,600
170	463.1	153.2	443.2	71.7	119,300	107,600	187,700	114,400
180	459.3	162.8	439.8	70.4	105,000	94,600	181,500	114,200
190	455.3	172.4	436.1	69.2	92,100	82,900	175,800	114,000
200	451.0	182.0	432.2	67.9	80,600	72,300	170,300	113,800
210	446.4	191.5	428.1	66.6	70,200	62,700	160,500	113,600
220	441.6	201.1	423.7	65.2	60,700	54,000	148,000	113,400
230	436.5	210.7	419.0	63.9	52,100	46,000	136,600	113,200
240	431.0	220.3	414.0	62.5	44,200	38,700	126,300	113,000
250	425.3	229.9	408.8	61.2	37,000	31,900	116,800	109,100
260	419.2	239.5	403.2	59.8	30,300	25,600	108,000	101,000
270	412.8	249.2	397.3	58.4	24,100	19,800	100,000	93,500
280	406.1	258.7	391.0	56.9	18,300	14,400	92,500	86,500
290	398.9	268.4	384.5	55.5	12,900		85,500	80,100
300	391.4	278.0	377.5	54.0			79,100	74,000
310	383.4	287.6	370.1	52.5			73,000	68,400
320	375.0	297.3	362.3	50.9			67,400	63,000
330	366.2	306.9	354.1	49.3			62,100	58,100
340	356.8	316.6	345.4	47.7			57,100	53,300
350	346.8	326.3	336.1	46.0			52,400	48,900
360	336.2	336.0	326.2	44.3			48,000	44,700
370	325.0	345.7	315.7	42.5			43,800	40,700
380	313.0	355.4	304.6	40.6			39,800	37,000
390	300.2	365.2	292.5	38.7			36,000	33,400
400	286.4	374.9	279.7	36.7			32,400	30,000
410	271.5	384.6	265.7	34.6			28,900	26,700
420								
430								

MLC650 VPC-MAX S-2



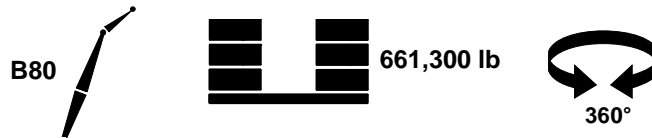
ft	ft	ft	ft	ft				
					0° lb	1° lb	0° lb	1° lb
59								
60								
62								
64	487.2	49.9	465.6	85.0	198,800		198,800	
65	487.1	50.9	465.5	84.9	198,800		198,800	
70	486.4	55.6	465.0	84.3	198,800		198,800	
80	484.9	65.2	463.9	83.0	198,500		198,500	
90	483.3	74.8	462.5	81.8	198,200	114,900	198,200	114,900
100	481.4	84.3	460.9	80.6	197,900	114,900	197,900	114,900
110	479.2	93.9	459.1	79.4	197,600	114,800	197,600	114,800
120	476.9	103.4	457.1	78.2	197,300	114,800	197,300	114,800
130	474.3	113.0	454.9	77.0	197,000	114,700	197,000	114,700
140	471.5	122.6	452.5	75.7	177,300	114,600	196,600	114,600
150	468.4	132.2	449.8	74.5	155,900	114,500	196,000	114,500
160	465.2	141.8	446.9	73.2	137,300	114,300	189,800	114,300
170	461.6	151.4	443.8	71.9	120,900	109,100	183,600	114,200
180	457.8	161.0	440.4	70.7	106,400	95,900	177,800	114,000
190	453.8	170.7	436.8	69.4	93,400	84,100	172,300	113,800
200	449.5	180.3	432.9	68.1	81,800	73,500	167,100	113,700
210	444.9	189.9	428.8	66.8	71,300	63,800	161,300	113,400
220	440.1	199.5	424.4	65.5	61,800	55,000	148,800	113,200
230	434.9	209.1	419.8	64.1	53,100	46,900	137,400	113,000
240	429.5	218.8	414.8	62.8	45,100	39,500	126,900	112,800
250	423.7	228.5	409.6	61.4	37,800	32,700	117,400	109,700
260	417.6	238.1	404.0	60.0	31,000	26,400	108,600	101,600
270	411.2	247.8	398.1	58.6	24,800	20,500	100,500	94,000
280	404.4	257.5	391.9	57.1	18,900	15,000	93,000	87,000
290	397.2	267.2	385.3	55.7	13,500		86,000	80,500
300	389.7	276.8	378.3	54.2			79,500	74,400
310	381.7	286.6	370.9	52.6			73,400	68,700
320	373.2	296.3	363.1	51.1			67,700	63,400
330	364.3	306.0	354.9	49.5			62,400	58,400
340	354.8	315.8	346.1	47.8			57,400	53,600
350	344.8	325.5	336.9	46.2			52,600	49,100
360	334.2	335.3	327.0	44.4			48,200	44,900
370	322.9	345.1	316.4	42.6			43,900	40,900
380								
390								
400								
410								
420								
430								

MLC650 VPC-MAX S-2



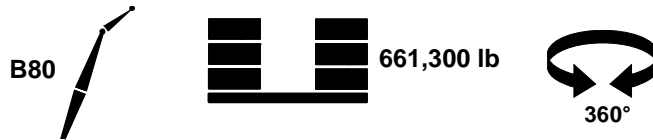
		469.2 ft		28°		38.7 ft 60.0 ft	
		ft		ft		lb	
60	500.0	50.7	475.5	85.0	189,500	189,500	
62	499.8	52.6	475.3	84.8	189,400	189,400	
65	499.4	55.5	475.0	84.4	189,300	189,300	
70	498.8	60.2	474.5	83.8	189,100	189,100	
80	497.3	69.7	473.2	82.6	188,700	188,700	
90	495.7	79.2	471.8	81.5	188,300	188,300	
100	493.8	88.7	470.2	80.3	187,800	187,800	
110	491.8	98.2	468.4	79.1	187,400	187,400	
120	489.5	107.8	466.3	77.9	187,000	187,000	
130	487.0	117.2	464.1	76.7	186,500	186,500	
140	484.2	126.8	461.6	75.5	174,500	186,000	
150	481.3	136.3	458.9	74.3	153,500	185,500	
160	478.1	145.8	456.0	73.1	135,200	185,000	
170	474.6	155.4	452.9	71.8	119,100	181,900	
180	471.0	164.9	449.5	70.6	104,800	175,800	
190	467.0	174.4	446.0	69.3	92,100	169,900	
200	462.9	184.0	442.1	68.1	80,700	164,300	
210	458.4	193.5	438.0	66.8	70,300	159,100	
220	453.7	203.1	433.7	65.5	61,000	148,200	
230	448.7	212.7	429.1	64.2	52,400	136,900	
240	443.4	222.2	424.2	62.9	44,600	126,600	
250	437.9	231.7	419.1	61.6	37,400	117,100	
260	432.0	241.3	413.6	60.2	30,800	108,400	
270	425.8	250.9	407.9	58.9	24,700	100,400	
280	419.2	260.5	401.8	57.5	19,000	93,000	
290	412.3	270.0	395.4	56.1	13,700	86,100	
300	405.0	279.6	388.6	54.6		79,700	
310	397.4	289.2	381.5	53.2		73,700	
320	389.3	298.8	373.9	51.7		68,100	
330	380.7	308.4	365.9	50.1		62,800	
340	371.7	318.0	357.5	48.6		57,800	
350	362.2	327.6	348.6	47.0		53,200	
360	352.1	337.2	339.2	45.3		48,800	
370	341.4	346.8	329.2	43.6		44,600	
380	330.0	356.5	318.5	41.9		40,700	
390	317.9	366.1	307.1	40.0		36,900	
400	305.0	375.8	295.0	38.1		33,300	
410	291.1	385.4	281.9	36.1		29,900	
420	276.1	395.1	267.8	34.0		26,700	
430	259.8	404.8	252.5	31.8		23,600	
440	241.9	414.6	235.7	29.4		20,600	

MLC650 VPC-MAX S-2



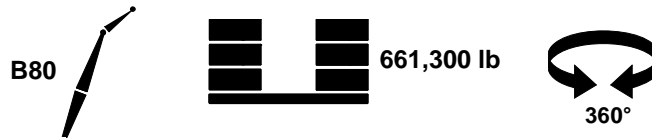
ft	ft	ft	ft	ft	lb	lb
60						
62	498.7	50.3	475.6	85.0	188,300	188,300
65	498.4	53.1	475.3	84.7	188,200	188,200
70	497.7	57.9	474.7	84.1	188,000	188,000
80	496.3	67.5	473.6	82.9	187,700	187,700
90	494.6	77.0	472.2	81.7	187,300	187,300
100	492.8	86.5	470.6	80.6	186,900	186,900
110	490.7	96.0	468.8	79.4	186,400	186,400
120	488.4	105.6	466.8	78.2	186,000	186,000
130	485.9	115.2	464.6	77.0	185,600	185,600
140	483.2	124.7	462.2	75.8	176,600	185,200
150	480.2	134.3	459.5	74.5	155,400	184,800
160	477.0	143.9	456.6	73.3	136,900	184,000
170	473.5	153.4	453.6	72.1	120,700	177,800
180	469.9	163.0	450.2	70.8	106,300	172,000
190	465.9	172.5	446.7	69.6	93,500	166,400
200	461.7	182.2	442.9	68.3	82,000	161,100
210	457.3	191.7	438.8	67.1	71,500	156,000
220	452.6	201.3	434.5	65.8	62,100	149,000
230	447.6	210.9	430.0	64.5	53,500	137,700
240	442.3	220.5	425.1	63.1	45,600	127,300
250	436.7	230.1	420.0	61.8	38,300	117,800
260	430.8	239.8	414.5	60.5	31,700	109,100
270	424.6	249.4	408.8	59.1	25,500	101,000
280	418.0	259.0	402.7	57.7	19,700	93,600
290	411.1	268.6	396.3	56.3	14,300	86,600
300	403.8	278.2	389.6	54.8		80,200
310	396.1	287.9	382.5	53.4		74,100
320	387.9	297.5	374.9	51.9		68,500
330	379.4	307.2	366.9	50.3		63,200
340	370.3	316.9	358.5	48.8		58,200
350	360.7	326.5	349.6	47.1		53,500
360	350.6	336.2	340.1	45.5		49,100
370	339.9	345.9	330.1	43.8		44,900
380	328.5	355.7	319.4	42.0		40,900
390	316.3	365.4	308.1	40.2		37,100
400	303.3	375.1	295.8	38.3		33,500
410	289.3	384.9	282.7	36.3		30,100
420						
430						
440						

MLC650 VPC-MAX S-2



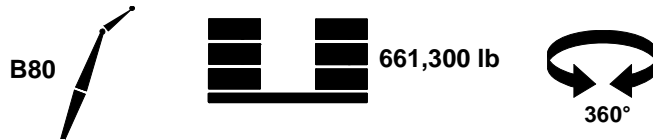
		469.2 ft		41°		38.7 ft 60.0 ft	
ft	ft	ft	ft	ft	ft	lb	lb
60							
62							
65	497.0	50.9	475.5	85.0	187,500	187,500	
70	496.3	55.7	475.0	84.4	187,400	187,400	
80	494.9	65.3	473.8	83.2	187,100	187,100	
90	493.3	74.8	472.5	82.0	186,800	186,800	
100	491.4	84.4	471.0	80.8	186,500	186,500	
110	489.3	94.0	469.2	79.6	186,100	186,100	
120	487.0	103.6	467.2	78.4	185,700	185,700	
130	484.5	113.1	465.1	77.2	185,400	185,400	
140	481.7	122.8	462.7	76.0	178,600	185,000	
150	478.7	132.4	460.1	74.8	157,200	184,800	
160	475.5	141.9	457.2	73.6	138,600	180,100	
170	472.1	151.6	454.2	72.3	122,200	174,300	
180	468.4	161.1	450.9	71.1	107,700	168,700	
190	464.4	170.8	447.4	69.8	94,800	163,300	
200	460.2	180.4	443.6	68.6	83,200	158,200	
210	455.8	190.1	439.5	67.3	72,700	153,300	
220	451.0	199.7	435.3	66.0	63,100	148,800	
230	446.0	209.4	430.7	64.7	54,500	138,400	
240	440.7	219.0	425.9	63.4	46,500	128,000	
250	435.1	228.7	420.8	62.0	39,200	118,400	
260	429.2	238.3	415.3	60.7	32,400	109,700	
270	422.9	248.0	409.6	59.3	26,200	101,600	
280	416.3	257.7	403.6	57.9	20,400	94,100	
290	409.4	267.4	397.2	56.5	14,900	87,100	
300	402.0	277.1	390.4	55.0		80,600	
310	394.3	286.8	383.3	53.5		74,500	
320	386.1	296.5	375.7	52.0		68,800	
330	377.5	306.2	367.8	50.5		63,500	
340	368.4	316.0	359.3	48.9		58,500	
350	358.8	325.7	350.4	47.3		53,800	
360	348.6	335.5	340.9	45.6		49,300	
370	337.8	345.3	330.8	43.9		45,100	
380	326.3	355.1	320.1	42.1		41,100	
390							
400							
410							
420							
430							
440							

MLC650 VPC-MAX S-2



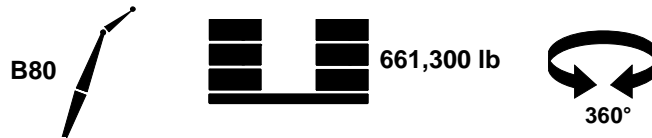
ft	ft	ft	ft	ft	lb	lb
61	509.8	51.7	485.3	85.0	180,300	180,300
63	509.6	53.6	485.1	84.7	180,200	180,200
65	509.3	55.4	484.9	84.5	180,200	180,200
66	509.2	56.4	484.8	84.4	180,100	180,100
70	508.7	60.2	484.3	83.9	179,900	179,900
80	507.3	69.7	483.1	82.8	179,500	179,500
90	505.7	79.2	481.7	81.6	179,100	179,100
100	503.9	88.8	480.1	80.5	178,600	178,600
110	501.8	98.3	478.3	79.3	178,100	178,100
120	499.6	107.8	476.3	78.1	177,600	177,600
130	497.1	117.4	474.1	77.0	177,100	177,100
140	494.5	126.9	471.7	75.8	172,400	176,600
150	491.6	136.4	469.1	74.6	151,400	176,100
160	488.4	146.0	466.3	73.4	133,000	175,600
170	485.1	155.5	463.2	72.2	116,900	171,600
180	481.5	165.0	459.9	71.0	102,600	165,600
190	477.6	174.6	456.4	69.8	89,900	159,900
200	473.6	184.1	452.7	68.5	78,500	154,400
210	469.2	193.7	448.7	67.3	68,200	149,300
220	464.6	203.2	444.4	66.0	58,800	144,400
230	459.8	212.8	439.9	64.8	50,200	135,300
240	454.6	222.4	435.2	63.5	42,400	125,000
250	449.2	231.9	430.1	62.2	35,200	115,500
260	443.4	241.5	424.8	60.9	28,600	106,800
270	437.4	251.0	419.2	59.6	22,500	98,800
280	431.0	260.6	413.3	58.2	16,800	91,400
290	424.3	270.2	407.0	56.8		84,500
300	417.3	279.8	400.5	55.4		78,000
310	409.8	289.4	393.6	54.0		72,000
320	402.0	299.0	386.2	52.6		66,400
330	393.7	308.6	378.5	51.1		61,200
340	385.0	318.2	370.4	49.6		56,200
350	375.8	327.8	361.8	48.0		51,500
360	366.1	337.5	352.7	46.4		47,100
370	355.9	347.1	343.1	44.8		43,000
380	345.0	356.7	332.9	43.1		39,000
390	333.5	366.3	322.1	41.4		35,300
400	321.2	376.0	310.5	39.6		31,700
410	308.0	385.7	298.2	37.7		28,300
420	293.9	395.3	284.9	35.7		25,100
430	278.7	405.1	270.6	33.6		22,000
440	262.2	414.8	255.0	31.4		18,800
450	244.1	424.5	238.0	29.1		15,300

MLC650 VPC-MAX S-2



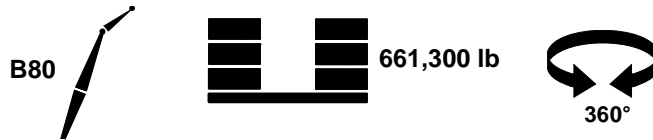
479.0 ft 35°					661,300 lb	
					38.7 ft 60.0 ft	
					0°	
					0°	
ft	ft	ft	ft	ft	lb	lb
61						
63	508.5	51.3	485.3	85.0	179,300	179,300
65	508.3	53.2	485.1	84.8	179,300	179,300
66	508.2	54.1	485.0	84.7	179,200	179,200
70	507.7	57.9	484.6	84.2	179,100	179,100
80	506.2	67.5	483.4	83.1	178,600	178,600
90	504.6	77.0	482.1	81.9	178,200	178,200
100	502.8	86.6	480.5	80.7	177,700	177,700
110	500.8	96.1	478.8	79.6	177,300	177,300
120	498.5	105.7	476.8	78.4	176,800	176,800
130	496.1	115.3	474.6	77.2	176,300	176,300
140	493.4	124.8	472.3	76.0	174,600	175,900
150	490.5	134.4	469.7	74.9	153,300	175,500
160	487.3	144.0	466.9	73.7	134,800	173,900
170	484.0	153.5	463.8	72.5	118,600	167,900
180	480.4	163.1	460.6	71.2	104,200	162,200
190	476.5	172.7	457.1	70.0	91,300	156,700
200	472.4	182.2	453.4	68.8	79,800	151,600
210	468.1	191.9	449.4	67.5	69,400	146,600
220	463.5	201.5	445.2	66.3	59,900	141,900
230	458.6	211.1	440.8	65.0	51,300	136,100
240	453.4	220.6	436.0	63.7	43,400	125,700
250	448.0	230.3	431.0	62.4	36,200	116,200
260	442.2	239.9	425.7	61.1	29,500	107,500
270	436.2	249.5	420.1	59.8	23,300	99,400
280	429.8	259.1	414.3	58.4	17,500	91,900
290	423.1	268.8	408.0	57.0	12,200	85,000
300	416.0	278.4	401.5	55.6		78,600
310	408.5	288.0	394.6	54.2		72,500
320	400.7	297.7	387.2	52.8		66,900
330	392.4	307.4	379.5	51.3		61,600
340	383.6	317.1	371.4	49.8		56,600
350	374.4	326.7	362.8	48.2		51,900
360	364.7	336.4	353.7	46.6		47,500
370	354.4	346.1	344.1	45.0		43,300
380	343.5	355.8	333.9	43.3		39,300
390	331.9	365.5	323.0	41.5		35,500
400	319.5	375.3	311.4	39.7		31,900
410	306.3	385.0	299.1	37.8		28,500
420	292.1	394.8	285.7	35.8		25,200
430						
440						
450						

MLC650 VPC-MAX S-2



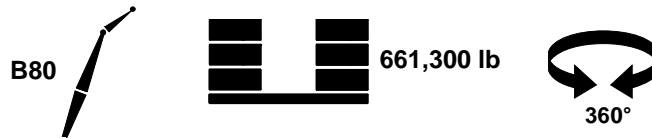
		479.0 ft		41°		38.7 ft 60.0 ft	
		ft		ft		lb	
61							
63							
65							
66	506.8	51.9	485.2	84.9	178,700	178,700	
70	506.3	55.7	484.8	84.5	178,600	178,600	
80	504.9	65.3	483.7	83.3	178,200	178,200	
90	503.2	74.9	482.4	82.2	177,900	177,900	
100	501.4	84.4	480.9	81.0	177,500	177,500	
110	499.4	94.0	479.2	79.8	177,100	177,100	
120	497.1	103.6	477.2	78.7	176,700	176,700	
130	494.6	113.2	475.1	77.5	176,300	176,300	
140	492.0	122.8	472.8	76.3	175,800	175,800	
150	489.0	132.5	470.2	75.1	155,200	175,500	
160	485.9	142.1	467.4	73.9	136,600	170,500	
170	482.5	151.7	464.4	72.7	120,200	164,700	
180	478.9	161.2	461.2	71.5	105,700	159,200	
190	475.0	170.9	457.8	70.2	92,700	154,000	
200	470.9	180.5	454.1	69.0	81,100	149,000	
210	466.6	190.2	450.2	67.8	70,600	144,200	
220	462.0	199.8	446.0	66.5	61,000	139,700	
230	457.1	209.5	441.5	65.2	52,300	135,500	
240	451.9	219.1	436.8	63.9	44,400	126,400	
250	446.4	228.8	431.8	62.6	37,000	116,900	
260	440.6	238.4	426.6	61.3	30,300	108,100	
270	434.6	248.1	421.0	60.0	24,000	100,000	
280	428.2	257.8	415.1	58.6	18,200	92,500	
290	421.4	267.5	408.8	57.2	12,800	85,500	
300	414.3	277.2	402.3	55.8		79,000	
310	406.8	286.9	395.4	54.4		72,900	
320	398.9	296.6	388.1	52.9		67,200	
330	390.6	306.4	380.4	51.4		61,900	
340	381.8	316.1	372.2	49.9		56,900	
350	372.5	325.9	363.6	48.3		52,200	
360	362.7	335.6	354.5	46.7		47,700	
370	352.4	345.4	344.8	45.1		43,500	
380	341.4	355.2	334.6	43.4		39,500	
390	329.7	365.0	323.7	41.6		35,700	
400							
410							
420							
430							
440							
450							

MLC650 VPC-MAX S-2



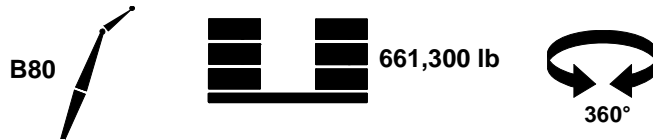
ft	ft	ft	ft	ft	lb	lb
62	519.6	52.7	495.0	85.0	172,200	172,200
64	519.4	54.6	494.8	84.7	172,100	172,100
65	519.2	55.5	494.7	84.6	172,000	172,000
67	519.0	57.4	494.5	84.4	171,900	171,900
70	518.6	60.3	494.2	84.1	171,800	171,800
80	517.2	69.8	493.0	82.9	171,300	171,300
90	515.7	79.3	491.6	81.8	170,700	170,700
100	513.9	88.9	490.1	80.7	170,200	170,200
110	511.9	98.4	488.3	79.5	169,700	169,700
120	509.7	107.9	486.4	78.4	169,200	169,200
130	507.3	117.4	484.2	77.2	168,700	168,700
140	504.7	127.0	481.8	76.1	168,100	168,100
150	501.8	136.5	479.2	74.9	150,600	167,600
160	498.8	146.1	476.5	73.7	132,300	166,700
170	495.5	155.7	473.5	72.6	116,200	162,300
180	492.0	165.2	470.3	71.4	101,900	156,500
190	488.2	174.7	466.8	70.2	89,100	151,000
200	484.2	184.3	463.1	69.0	77,700	145,600
210	480.0	193.8	459.3	67.8	67,400	140,700
220	475.5	203.4	455.1	66.5	58,000	135,900
230	470.7	213.0	450.7	65.3	49,500	131,400
240	465.7	222.6	446.1	64.0	41,600	124,400
250	460.4	232.1	441.2	62.8	34,500	114,900
260	454.8	241.7	436.0	61.5	27,800	106,300
270	448.9	251.3	430.5	60.2	21,700	98,200
280	442.7	260.8	424.8	58.9	16,000	90,800
290	436.2	270.4	418.7	57.6		83,900
300	429.4	280.0	412.3	56.2		77,500
310	422.1	289.6	405.6	54.8		71,500
320	414.5	299.2	398.4	53.4		65,900
330	406.5	308.8	391.0	52.0		60,600
340	398.1	318.4	383.1	50.5		55,700
350	389.3	328.0	374.8	49.0		51,000
360	379.9	337.6	366.1	47.5		46,600
370	370.0	347.3	356.8	45.9		42,400
380	359.6	356.9	347.0	44.3		38,500
390	348.6	366.6	336.6	42.6		34,700
400	336.8	376.2	325.6	40.9		31,200
410	324.3	385.9	313.9	39.1		27,800
420	311.0	395.6	301.3	37.3		24,600
430	296.7	405.2	287.9	35.3		21,500
440	281.3	415.0	273.3	33.3		18,100
450	264.5	424.7	257.5	31.1		14,600

MLC650 VPC-MAX S-2



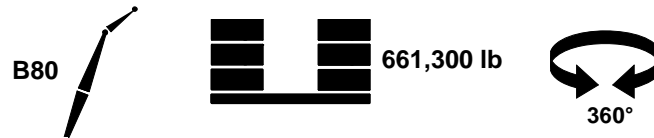
ft	ft	ft	ft	ft	lb	lb
62						
64	518.3	52.3	495.0	85.0	171,200	171,200
65	518.2	53.2	495.0	84.9	171,200	171,200
67	518.0	55.1	494.8	84.7	171,200	171,200
70	517.6	58.0	494.5	84.3	171,000	171,000
80	516.2	67.5	493.3	83.2	170,600	170,600
90	514.6	77.1	492.0	82.1	170,000	170,000
100	512.8	86.7	490.4	80.9	169,500	169,500
110	510.8	96.2	488.7	79.8	169,000	169,000
120	508.6	105.7	486.8	78.6	168,500	168,500
130	506.2	115.4	484.7	77.5	168,100	168,100
140	503.6	124.9	482.4	76.3	167,600	167,600
150	500.7	134.5	479.8	75.2	152,600	167,000
160	497.7	144.0	477.1	74.0	134,100	164,800
170	494.4	153.6	474.1	72.8	117,800	159,000
180	490.9	163.2	470.9	71.6	103,400	153,500
190	487.1	172.8	467.5	70.4	90,600	148,100
200	483.1	182.4	463.9	69.2	79,100	143,100
210	478.8	192.0	460.0	68.0	68,600	138,300
220	474.3	201.6	455.9	66.8	59,200	133,600
230	469.6	211.2	451.5	65.5	50,600	129,300
240	464.5	220.8	446.9	64.3	42,700	125,200
250	459.2	230.4	442.0	63.0	35,400	115,700
260	453.6	240.0	436.9	61.7	28,700	106,900
270	447.7	249.7	431.4	60.4	22,500	98,900
280	441.5	259.3	425.7	59.1	16,800	91,400
290	435.0	268.9	419.6	57.8		84,500
300	428.1	278.6	413.3	56.4		78,000
310	420.8	288.3	406.5	55.0		72,000
320	413.2	297.9	399.5	53.6		66,300
330	405.2	307.6	392.0	52.2		61,000
340	396.8	317.3	384.1	50.7		56,000
350	387.9	326.9	375.8	49.2		51,400
360	378.5	336.6	367.1	47.7		46,900
370	368.6	346.3	357.8	46.1		42,700
380	358.1	356.0	348.0	44.5		38,800
390	347.0	365.7	337.6	42.8		35,000
400	335.2	375.5	326.5	41.1		31,400
410	322.7	385.2	314.8	39.3		28,000
420	309.2	395.0	302.1	37.4		24,700
430	294.9	404.7	288.6	35.4		21,600
440						
450						

MLC650 VPC-MAX S-2



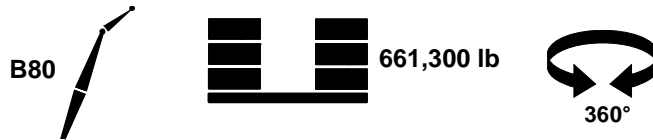
		488.8 ft		41°		38.7 ft 60.0 ft	
		ft		ft		lb	
62							
64							
65							
67	516.6	52.9	495.0	84.9	170,800	170,800	
70	516.2	55.8	494.7	84.6	170,700	170,700	
80	514.8	65.3	493.6	83.5	170,200	170,200	
90	513.2	74.9	492.3	82.3	169,800	169,800	
100	511.4	84.5	490.8	81.2	169,400	169,400	
110	509.4	94.1	489.1	80.0	168,900	168,900	
120	507.2	103.7	487.2	78.9	168,500	168,500	
130	504.8	113.3	485.2	77.7	168,000	168,000	
140	502.2	122.9	482.9	76.6	167,600	167,600	
150	499.3	132.5	480.4	75.4	154,500	167,200	
160	496.2	142.1	477.7	74.2	135,900	161,700	
170	492.9	151.8	474.7	73.0	119,500	156,100	
180	489.4	161.4	471.6	71.8	104,900	150,800	
190	485.6	171.0	468.2	70.6	92,000	145,700	
200	481.6	180.6	464.6	69.4	80,300	140,800	
210	477.3	190.3	460.7	68.2	69,800	136,100	
220	472.8	199.9	456.6	67.0	60,300	131,700	
230	468.0	209.6	452.3	65.7	51,600	127,500	
240	463.0	219.3	447.7	64.5	43,600	123,600	
250	457.7	228.9	442.8	63.2	36,300	116,300	
260	452.0	238.6	437.7	61.9	29,500	107,600	
270	446.1	248.2	432.3	60.6	23,300	99,400	
280	439.9	258.0	426.5	59.3	17,500	91,900	
290	433.3	267.6	420.5	57.9	12,000	85,000	
300	426.4	277.4	414.1	56.6		78,500	
310	419.1	287.0	407.4	55.2		72,400	
320	411.5	296.8	400.3	53.8		66,700	
330	403.4	306.5	392.8	52.3		61,400	
340	394.9	316.2	385.0	50.9		56,400	
350	386.0	326.0	376.6	49.4		51,600	
360	376.6	335.7	367.9	47.8		47,200	
370	366.6	345.5	358.6	46.2		43,000	
380	356.1	355.3	348.7	44.6		39,000	
390	344.9	365.1	338.2	42.9		35,200	
400	333.0	374.9	327.2	41.2		31,600	
410							
420							
430							
440							
450							

MLC650 VPC-MAX S-2



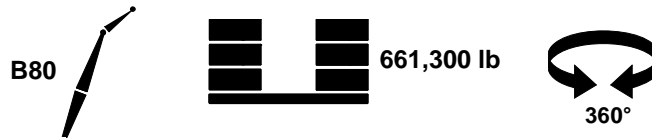
ft	ft	ft	ft	ft	lb	lb
65	529.1	55.6	504.7	84.7	163,700	163,700
67	528.9	57.5	504.5	84.5	163,600	163,600
70	528.5	60.3	504.2	84.2	163,500	163,500
80	527.2	69.9	503.0	83.1	162,900	162,900
90	525.6	79.4	501.6	81.9	162,400	162,400
100	523.9	88.9	500.1	80.8	161,800	161,800
110	521.9	98.5	498.4	79.7	161,300	161,300
120	519.8	108.0	496.4	78.6	160,700	160,700
130	517.4	117.6	494.3	77.5	160,100	160,100
140	514.9	127.1	492.0	76.3	159,000	159,000
150	512.1	136.7	489.5	75.2	148,500	157,400
160	509.1	146.2	486.8	74.1	130,100	155,800
170	505.9	155.7	483.8	72.9	114,000	153,400
180	502.4	165.3	480.7	71.7	99,700	147,800
190	498.7	174.9	477.3	70.6	86,900	142,400
200	494.8	184.5	473.7	69.4	75,500	137,200
210	490.7	194.0	469.9	68.2	65,200	132,300
220	486.3	203.6	465.8	67.0	55,800	127,700
230	481.7	213.1	461.6	65.8	47,200	123,300
240	476.8	222.8	457.0	64.6	39,400	119,100
250	471.6	232.3	452.2	63.3	32,200	113,300
260	466.1	241.9	447.1	62.1	25,600	104,600
270	460.4	251.4	441.8	60.8	19,400	96,600
280	454.4	261.1	436.2	59.5	13,700	89,100
290	448.0	270.7	430.3	58.2		82,200
300	441.3	280.2	424.1	56.9		75,800
310	434.3	289.8	417.5	55.6		69,800
320	426.9	299.5	410.6	54.2		64,200
330	419.2	309.1	403.4	52.8		58,900
340	411.0	318.7	395.7	51.4		54,000
350	402.5	328.3	387.7	50.0		49,300
360	393.4	337.9	379.2	48.5		44,900
370	383.9	347.6	370.3	47.0		40,800
380	373.9	357.2	360.9	45.4		36,800
390	363.3	366.9	350.9	43.8		33,100
400	352.1	376.5	340.3	42.2		29,500
410	340.2	386.2	329.2	40.5		26,100
420	327.5	395.8	317.2	38.7		22,900
430	314.0	405.6	304.5	36.9		19,400
440	299.5	415.2	290.8	34.9		15,800
450	283.8	425.0	276.0	32.9		12,300

MLC650 VPC-MAX S-2



		498.7 ft		35°		38.7 ft 60.0 ft	
		ft		ft		lb	
65	528.1	53.3	504.9	85.0	163,100	163,100	
67	527.9	55.2	504.7	84.8	163,000	163,000	
70	527.5	58.0	504.4	84.4	162,900	162,900	
80	526.1	67.6	503.3	83.3	162,300	162,300	
90	524.6	77.2	502.0	82.2	161,800	161,800	
100	522.8	86.7	500.5	81.1	161,300	161,300	
110	520.9	96.3	498.8	80.0	160,700	160,700	
120	518.7	105.9	496.9	78.8	160,200	160,200	
130	516.4	115.4	494.8	77.7	159,600	159,600	
140	513.8	125.0	492.5	76.6	159,100	159,100	
150	511.0	134.6	490.0	75.4	150,500	157,500	
160	508.0	144.2	487.3	74.3	132,000	156,000	
170	504.8	153.7	484.5	73.1	115,700	150,500	
180	501.3	163.4	481.3	72.0	101,300	145,000	
190	497.6	173.0	478.0	70.8	88,400	139,900	
200	493.7	182.6	474.4	69.6	76,900	134,900	
210	489.6	192.2	470.6	68.4	66,500	130,200	
220	485.2	201.8	466.6	67.2	57,000	125,700	
230	480.5	211.4	462.4	66.0	48,400	121,500	
240	475.6	221.0	457.9	64.8	40,500	117,500	
250	470.4	230.6	453.1	63.6	33,200	113,700	
260	464.9	240.2	448.1	62.3	26,500	105,300	
270	459.2	249.9	442.7	61.0	20,300	97,200	
280	453.1	259.5	437.1	59.8	14,500	89,800	
290	446.8	269.2	431.2	58.5		82,800	
300	440.1	278.8	425.0	57.1		76,400	
310	433.0	288.5	418.5	55.8		70,300	
320	425.6	298.1	411.6	54.4		64,700	
330	417.9	307.8	404.3	53.0		59,400	
340	409.7	317.5	396.7	51.6		54,400	
350	401.1	327.2	388.7	50.2		49,700	
360	392.0	336.8	380.2	48.7		45,300	
370	382.5	346.5	371.3	47.2		41,100	
380	372.4	356.2	361.9	45.6		37,100	
390	361.8	365.9	351.9	44.0		33,300	
400	350.5	375.7	341.3	42.3		29,800	
410	338.5	385.4	330.1	40.6		26,400	
420	325.8	395.1	318.1	38.8		23,100	
430	312.2	404.9	305.3	37.0		19,600	
440	297.6	414.7	291.6	35.0		16,000	
450							

MLC650 VPC-MAX S-2



		498.7 ft		41°		38.7 ft 60.0 ft	
		ft		ft		lb lb	
65							
67	526.5	52.9	504.9	85.0	162,800	162,800	
70	526.1	55.8	504.6	84.7	162,700	162,700	
80	524.7	65.4	503.6	83.6	162,200	162,200	
90	523.2	75.0	502.3	82.5	161,700	161,700	
100	521.4	84.6	500.8	81.3	161,200	161,200	
110	519.5	94.2	499.2	80.2	160,700	160,700	
120	517.3	103.8	497.3	79.1	160,200	160,200	
130	514.9	113.4	495.3	78.0	159,700	159,700	
140	512.4	123.0	493.0	76.8	159,200	159,200	
150	509.6	132.6	490.6	75.7	152,500	158,700	
160	506.5	142.3	487.9	74.5	133,800	153,400	
170	503.3	151.8	485.1	73.4	117,400	147,900	
180	499.9	161.5	482.0	72.2	102,800	142,700	
190	496.2	171.1	478.7	71.0	89,800	137,700	
200	492.2	180.8	475.1	69.8	78,200	132,900	
210	488.1	190.4	471.4	68.7	67,700	128,300	
220	483.7	200.1	467.3	67.4	58,100	123,900	
230	479.0	209.7	463.1	66.2	49,400	119,800	
240	474.1	219.4	458.6	65.0	41,400	115,900	
250	468.8	229.1	453.9	63.8	34,100	112,300	
260	463.4	238.8	448.8	62.5	27,300	105,900	
270	457.6	248.4	443.5	61.2	21,100	97,800	
280	451.5	258.1	438.0	59.9	15,300	90,300	
290	445.1	267.8	432.1	58.6		83,300	
300	438.4	277.6	425.8	57.3		76,800	
310	431.3	287.3	419.3	56.0		70,800	
320	423.9	297.0	412.4	54.6		65,100	
330	416.1	306.7	405.2	53.2		59,800	
340	407.9	316.4	397.6	51.8		54,700	
350	399.2	326.2	389.5	50.3		50,000	
360	390.1	335.9	381.0	48.8		45,600	
370	380.5	345.7	372.1	47.3		41,300	
380	370.4	355.5	362.6	45.7		37,300	
390	359.7	365.3	352.6	44.1		33,500	
400	348.4	375.1	342.0	42.4		29,900	
410							
420							
430							
440							
450							