

Liftcrane Luffing Jib Capacities

Luffing Jib No. LJ10:501 on Boom No. B10:500
with 140 200 kg Fixed Position Counterweight
at 4,1 m Position
360 Degree Rating

MLC300 SERIES 1



LIFTING CAPACITIES: Lifting capacities for various boom lengths, boom angles, luffing jib lengths, and luffing jib operating radii are for freely suspended loads and may be based on percent of static tipping or strength of structural components. Capacities must be reduced by applicable deducts.

Consult Luffing Jib Raising Procedure chart **No. 9610-AM** for allowable boom point configurations for 48,0 m boom length.

Upper luffing jib point capacity for liftcrane service with single part whip line is 16 600 kg or 33 300 kg with two part whip line. In all cases, upper luffing jib point capacities cannot exceed those listed for main luffing jib capacity.

Weight of all load blocks, hooks, weight ball, slings, hoist lines, etc., beneath boom and luffing jib point sheaves is considered part of load. Boom and luffing jib are not to be lowered beyond radii where combined weights are greater than rated capacity. Operation is only approved for boom and luffing jib angle range shown in capacity chart.

LUFFING JIB BACKWARD STABILITY: Capacities indicated by (b) require 2 270 kg minimum weight suspended beneath luffing jib point, (c) require 4 540 kg minimum weight, and (d) require 7 260 kg minimum weight. **Caution:** Do not luff into areas indicated by (b), (c), or (d) without required minimum weight. *Luffing jib may not luff down and luffing jib hoist wire rope may go slack. Luffing jib hoist wire rope may overhaul luffing jib and cause wire rope damage or failure.*

OPERATING CONDITIONS: Machine to operate on a firm, level, and uniformly supporting surface. Supporting surface and bearing turntable are to be level within a tolerance of 13 mm in 3 m. Refer to Luffing Jib Rigging **No. 81023383**, Wire Rope Specifications chart **No. 9379-A**, Counterweight Arrangements chart **No. 9345-A**, Luffing Jib Raising Procedure chart **No. 9610-AM**, and Wind Conditions chart **No. 9371-A**. Crane operator judgment must be used to allow for dynamic load effects of swinging, hoisting or lowering, travel, wind conditions, as well as adverse operating conditions and physical machine depreciation. Refer to the Operator Manual for operating guidelines.

MACHINE TRAVEL: Machine to travel on a firm, level, and uniformly supporting surface. Boom and luffing jib must be within angle range shown in capacity chart. Refer to Maximum Allowable Travel Specifications chart **No. 9611-A**.



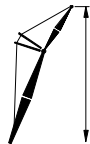
OPERATING RADIUS: Operating radius is horizontal distance from axis of rotation to center of vertical hoist line or load block. Boom angle and luffing jib angle are an indication of operating radius. In all cases, operating radius shall govern capacity.



BOOM ANGLE: Boom angle in degrees (°) is angle between horizontal and centerline of boom butt and inserts.



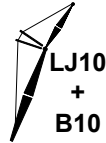
LUFFING JIB ANGLE: Luffing jib angle in degrees (°) is angle between horizontal and centerline of luffing jib butt and inserts.



LUFFING JIB POINT ELEVATION: Luffing jib point elevation is vertical distance from ground level to centerline of luffing jib point shaft.

MACHINE EQUIPMENT: Machine equipped with 9 700 mm crawlers, 1 219 mm or 1 524 mm treads, 9 144 mm live mast, 24 part boom hoist reeving, boom support straps, 14 part luffing jib hoist reeving, luffing jib and backstay support straps, and 140 200 kg Fixed Position Counterweight.

Explanation of Symbols



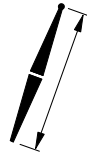
Luffing Jib No. LJ10:501
+
Boom No. B10:500



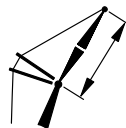
Fixed Position Counterweight



360 Degree Rating



Boom Length



Luffing Jib Length



Boom Angle
(see page 1)



Operating Radius
(see page 1)



Luffing Jib Angle
(see page 1)



Luffing Jib Elevation
(see page 1)



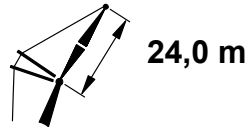
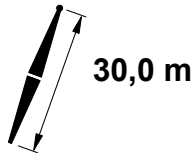
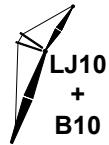
Lifting Capacities
(see page 1)

This page intentionally left blank

REFERENCE ONLY!

MLC300 S-1

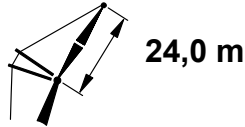
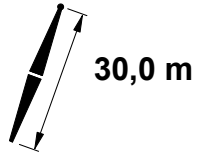
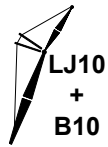
ASME B30.5



	86°			83°			80°			
	m	m	kg	m	m	kg	m	kg	m	
11,6	74,3	55,4	140 700 c						11,6	
12,0	73,3	55,2	133 600 c						12,0	
13,0	70,7	54,9	119 700 b						13,0	
14,0	68,1	54,5	107 300 b						14,0	
15,0	65,5	54,0	97 500 b						15,0	
16,0	62,8	53,5	89 300 b	67,0	54,1	86 600 b			16,0	
17,0	60,0	52,9	82 100	64,4	53,6	79 600 b			17,0	
18,0	57,2	52,2	76 000	61,6	53,0	73 700			18,0	
19,0	54,2	51,5	70 800	58,8	52,4	68 600	63,2	53,1	66 400 b	19,0
20,0	51,1	50,6	66 000	55,9	51,7	64 000	60,5	52,5	62 000	20,0
22,0	44,4	48,7	58 200	49,8	50,1	56 500	54,7	51,1	54 700	22,0
24,0	36,8	46,2	51 900	42,9	48,0	50 300	48,4	49,4	48 700	24,0
26,0	27,2	42,7	46 600	35,0	45,4	45 200	41,3	47,3	43 700	26,0
28,0				24,7	41,6	40 900	33,0	44,4	39 600	28,0
30,0							21,9	40,2	36 000	30,0
32,0										32,0
34,0										34,0
36,0										36,0
38,0										38,0

MLC300 S-1

ASME B30.5

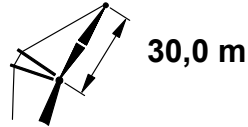
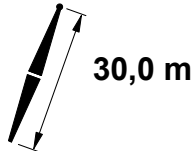
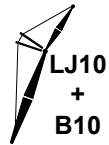


m	75°			70°			65°			m
	m	m	kg	m	m	kg	m	m	kg	
11,6										11,6
12,0										12,0
13,0										13,0
14,0										14,0
15,0										15,0
16,0										16,0
17,0										17,0
18,0										18,0
19,0										19,0
20,0										20,0
22,0	62,1	52,2	51 700							22,0
24,0	56,4	50,9	46 000							24,0
26,0	50,3	49,3	41 300	57,9	50,4	38 900				26,0
28,0	43,5	47,3	37 500	51,9	48,9	35 300				28,0
30,0	35,6	44,7	34 100	45,3	47,0	32 100				30,0
32,0	25,7	41,0	31 100	37,8	44,6	29 400	46,8	46,4	27 600	32,0
34,0				28,6	41,3	27 000	39,6	44,1	25 300	34,0
36,0							30,8	41,1	23 300	36,0
38,0							18,3	36,2	21 500	38,0

REFERENCE ONLY

MLC300 S-1

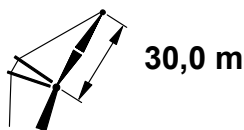
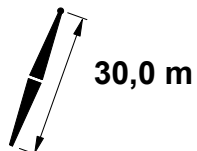
ASME B30.5



m	86°			83°			80°			m
	m	m	kg	m	m	kg	m	m	kg	
13,7	73,3	61,0	109 900 b							13,7
14,0	72,7	60,9	107 100 b							14,0
15,0	70,7	60,5	97 200							15,0
16,0	68,6	60,1	89 100							16,0
17,0	66,5	59,7	81 800	69,8	60,2	79 200				17,0
18,0	64,4	59,2	75 800	67,8	59,8	73 400				18,0
19,0	62,2	58,6	70 600	65,7	59,3	68 300				19,0
20,0	60,0	58,1	65 800	63,5	58,8	63 700	66,9	59,3	61 600	20,0
22,0	55,4	56,7	58 100	59,1	57,6	56 200	62,6	58,3	54 300	22,0
24,0	50,5	55,1	51 800	54,4	56,2	50 100	58,1	57,1	48 400	24,0
26,0	45,2	53,2	46 500	49,5	54,6	45 000	53,4	55,6	43 500	26,0
28,0	39,4	50,9	42 200	44,1	52,6	40 800	48,3	53,9	39 400	28,0
30,0	32,6	47,9	38 500	38,1	50,1	37 200	42,8	51,8	35 900	30,0
32,0	24,1	44,0	35 200	31,0	47,0	34 100	36,7	49,3	32 900	32,0
34,0				21,9	42,7	31 300	29,3	46,0	30 300	34,0
36,0							19,4	41,2	27 900	36,0
38,0										38,0
40,0										40,0
42,0										42,0
44,0										44,0

MLC300 S-1

ASME B30.5

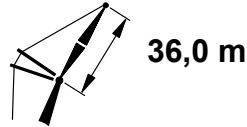
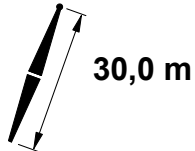
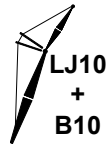


m	75°			70°			65°			m
	m	m	kg	m	m	kg	m	m	kg	
13,7										13,7
14,0										14,0
15,0										15,0
16,0										16,0
17,0										17,0
18,0										18,0
19,0										19,0
20,0										20,0
22,0										22,0
24,0										24,0
26,0	59,4	56,8	40 900							26,0
28,0	54,8	55,4	37 100							28,0
30,0	49,9	53,8	33 800	56,0	55,0	31 700				30,0
32,0	44,5	51,8	30 900	51,2	53,4	29 000				32,0
34,0	38,5	49,4	28 500	45,9	51,5	26 700	52,2	52,7	24 900	34,0
36,0	31,6	46,4	26 300	40,2	49,3	24 600	47,1	50,9	23 000	36,0
38,0	22,7	42,2	24 300	33,5	46,4	22 700	41,5	48,7	21 200	38,0
40,0				25,3	42,6	21 100	35,1	46,0	19 700	40,0
42,0							27,3	42,5	18 200	42,0
44,0							16,2	37,0	16 900	44,0

REFERENCE ONLY

MLC300 S-1

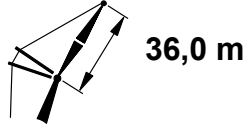
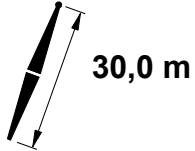
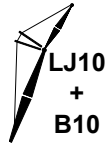
ASME B30.5



	86°			83°			80°			
m	m	m	kg	m	m	kg	m	m	kg	m
15,2	73,6	66,8	94 600							15,2
16,0	72,4	66,6	88 900							16,0
17,0	70,7	66,2	81 600							17,0
18,0	69,0	65,8	75 600							18,0
19,0	67,2	65,4	70 400	70,0	65,8	68 000				19,0
20,0	65,5	64,9	65 600	68,2	65,4	63 400				20,0
22,0	61,9	63,8	57 900	64,7	64,5	55 900	67,5	65,0	54 000	22,0
24,0	58,1	62,6	51 600	61,1	63,4	49 800	64,0	64,0	48 100	24,0
26,0	54,2	61,2	46 400	57,3	62,2	44 800	60,3	62,9	43 200	26,0
28,0	50,1	59,6	42 100	53,4	60,7	40 600	56,5	61,6	39 200	28,0
30,0	45,8	57,7	38 400	49,3	59,0	37 000	52,5	60,1	35 700	30,0
32,0	41,0	55,5	35 200	44,8	57,1	33 900	48,3	58,4	32 700	32,0
34,0	35,7	52,8	32 400	39,9	54,8	31 300	43,8	56,4	30 100	34,0
36,0	29,6	49,5	30 000	34,5	52,0	28 900	38,8	54,0	27 800	36,0
38,0	21,8	45,1	27 700	28,1	48,5	26 800	33,2	51,1	25 800	38,0
40,0				19,9	43,7	24 900	26,6	47,4	24 000	40,0
42,0							17,6	42,1	22 300	42,0
44,0										44,0
46,0										46,0
48,0										48,0
50,0										50,0

MLC300 S-1

ASME B30.5

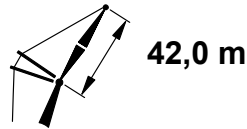
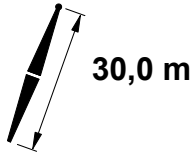
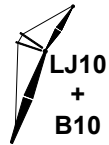


m	75°			70°			65°			m
	m	m	kg	m	m	kg	m	m	kg	
15,2										15,2
16,0										16,0
17,0										17,0
18,0										18,0
19,0										19,0
20,0										20,0
22,0										22,0
24,0										24,0
26,0										26,0
28,0	61,4	62,6	36 800							28,0
30,0	57,6	61,4	33 500							30,0
32,0	53,7	59,9	30 700	58,6	60,9	28 600				32,0
34,0	49,6	58,3	28 200	54,8	59,5	26 400				34,0
36,0	45,2	56,3	26 100	50,7	57,9	24 300				36,0
38,0	40,3	54,1	24 100	46,3	56,0	22 500				38,0
40,0	35,0	51,4	22 400	41,6	53,8	20 900	47,3	55,4	19 400	40,0
42,0	28,7	47,9	20 900	36,4	51,3	19 400	42,7	53,3	18 000	42,0
44,0	20,6	43,3	19 400	30,4	48,1	18 100	37,6	50,8	16 800	44,0
46,0				23,0	43,8	16 900	31,8	47,8	15 600	46,0
48,0							24,8	43,8	14 600	48,0
50,0							14,7	37,8	13 500	50,0

REFERENCE ONLY

MLC300 S-1

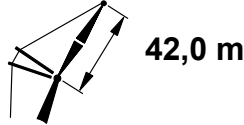
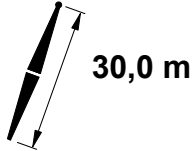
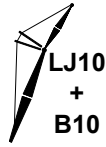
ASME B30.5



m	86°			83°			80°			m
	m	m	kg	m	m	kg	m	m	kg	
16,8	73,9	72,6	82 700							16,8
17,0	73,5	72,5	81 300							17,0
18,0	72,1	72,2	75 200							18,0
19,0	70,6	71,9	70 000							19,0
20,0	69,2	71,5	65 300	71,5	71,9	63 000				20,0
22,0	66,2	70,6	57 500	68,6	71,1	55 500				22,0
24,0	63,2	69,6	51 200	65,6	70,2	49 400				24,0
26,0	60,0	68,5	46 000	62,5	69,2	44 400	64,9	69,7	42 800	26,0
28,0	56,8	67,2	41 700	59,4	68,0	40 200	61,8	68,7	38 700	28,0
30,0	53,4	65,7	38 000	56,1	66,7	36 700	58,7	67,5	35 300	30,0
32,0	49,9	64,1	34 900	52,7	65,2	33 600	55,4	66,1	32 300	32,0
34,0	46,1	62,2	32 100	49,1	63,5	30 900	51,9	64,6	29 700	34,0
36,0	42,1	60,0	29 700	45,3	61,6	28 600	48,3	62,9	27 500	36,0
38,0	37,8	57,6	27 500	41,2	59,4	26 500	44,5	60,9	25 400	38,0
40,0	32,9	54,6	25 600	36,8	56,8	24 600	40,3	58,6	23 700	40,0
42,0	27,3	51,0	23 900	31,8	53,7	23 000	35,8	55,9	22 000	42,0
44,0	20,1	46,2	22 300	25,9	49,9	21 400	30,6	52,7	20 600	44,0
46,0				18,3	44,7	20 000	24,5	48,7	19 200	46,0
48,0							16,2	42,9	17 900	48,0
50,0										50,0
52,0										52,0
54,0										54,0
56,0										56,0

MLC300 S-1

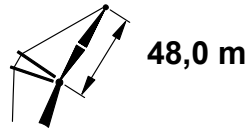
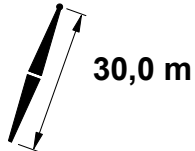
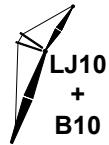
ASME B30.5



m	75°			70°			65°			m
	m	m	kg	m	m	kg	m	m	kg	
16,8										16,8
17,0										17,0
18,0										18,0
19,0										19,0
20,0										20,0
22,0										22,0
24,0										24,0
26,0										26,0
28,0										28,0
30,0										30,0
32,0	59,6	67,2	30 200							32,0
34,0	56,3	65,9	27 800							34,0
36,0	52,9	64,4	25 600	57,2	65,4	23 800				36,0
38,0	49,4	62,8	23 700	53,8	64,0	22 000				38,0
40,0	45,6	60,8	22 000	50,3	62,4	20 400				40,0
42,0	41,6	58,7	20 500	46,6	60,5	19 000	51,1	61,7	17 500	42,0
44,0	37,2	56,1	19 100	42,6	58,4	17 700	47,4	59,9	16 300	44,0
46,0	32,2	53,1	17 800	38,3	56,0	16 500	43,5	57,8	15 200	46,0
48,0	26,4	49,4	16 700	33,6	53,1	15 400	39,3	55,5	14 100	48,0
50,0	19,0	44,3	15 600	28,0	49,6	14 400	34,6	52,7	13 200	50,0
52,0				21,2	44,9	13 400	29,3	49,3	12 300	52,0
54,0							22,8	45,0	11 500	54,0
56,0							13,5	38,5	10 700	56,0

MLC300 S-1

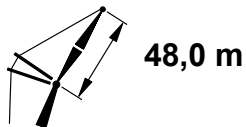
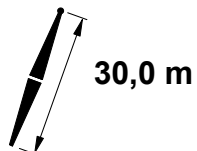
ASME B30.5



m	86°			83°			80°			m
	m	m	kg	m	kg	m	kg	m		
18,3	74,1	78,4	73 100						18,3	
19,0	73,2	78,2	69 600						19,0	
20,0	71,9	77,9	64 800						20,0	
22,0	69,4	77,1	57 100						22,0	
24,0	66,8	76,3	50 800	68,8	76,8	48 900			24,0	
26,0	64,1	75,3	45 500	66,2	75,9	43 900	68,3	76,3	42 200	
28,0	61,4	74,2	41 300	63,6	74,9	39 700	65,7	75,4	38 200	
30,0	58,6	73,0	37 600	60,8	73,8	36 200	63,0	74,4	34 700	
32,0	55,7	71,7	34 400	58,0	72,6	33 100	60,2	73,3	31 800	
34,0	52,8	70,2	31 700	55,1	71,2	30 400	57,4	72,0	29 200	
36,0	49,7	68,5	29 200	52,1	69,7	28 100	54,5	70,6	26 900	
38,0	46,4	66,7	27 100	49,0	68,0	26 000	51,5	69,1	24 900	
40,0	42,9	64,6	25 200	45,7	66,1	24 200	48,3	67,3	23 100	
42,0	39,2	62,2	23 500	42,2	63,9	22 500	45,0	65,4	21 500	
44,0	35,2	59,5	21 900	38,4	61,5	21 000	41,4	63,2	20 100	
46,0	30,7	56,3	20 500	34,3	58,7	19 600	37,6	60,6	18 800	
48,0	25,4	52,3	19 200	29,6	55,3	18 400	33,3	57,7	17 600	
50,0	18,8	47,1	18 000	24,2	51,2	17 200	28,6	54,3	16 400	
52,0				17,1	45,6	16 100	22,8	49,9	15 400	
54,0							15,1	43,7	14 400	
56,0									56,0	
58,0									58,0	
60,0									60,0	
62,0									62,0	

MLC300 S-1

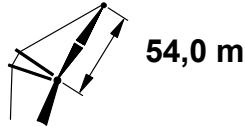
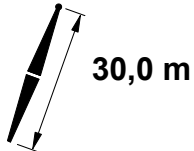
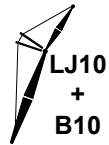
ASME B30.5



m	75°			70°			65°			m
	m	m	kg	m	m	kg	m	m	kg	
18,3										18,3
19,0										19,0
20,0										20,0
22,0										22,0
24,0										24,0
26,0										26,0
28,0										28,0
30,0										30,0
32,0	63,8	74,1	29 600							32,0
34,0	61,0	73,0	27 200							34,0
36,0	58,2	71,8	25 000							36,0
38,0	55,4	70,4	23 100							38,0
40,0	52,4	68,9	21 500	56,1	70,0	19 800				40,0
42,0	49,2	67,2	20 000	53,2	68,5	18 400				42,0
44,0	46,0	65,3	18 600	50,1	66,8	17 100				44,0
46,0	42,5	63,2	17 300	46,8	65,0	15 900	50,7	66,1	14 600	46,0
48,0	38,7	60,8	16 200	43,4	62,9	14 900	47,5	64,3	13 600	48,0
50,0	34,6	58,0	15 200	39,7	60,6	13 900	44,2	62,3	12 600	50,0
52,0	30,0	54,7	14 200	35,7	57,9	13 000	40,5	60,1	11 800	52,0
54,0	24,6	50,7	13 300	31,3	54,8	12 100	36,6	57,5	11 000	54,0
56,0	17,7	45,2	12 400	26,1	51,0	11 300	32,3	54,4	10 300	56,0
58,0				19,7	46,0	10 600	27,3	50,8	9 600	58,0
60,0							21,3	46,1	8 900	60,0
62,0							12,6	39,1	8 300	62,0

MLC300 S-1

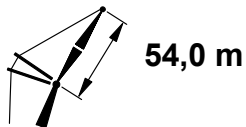
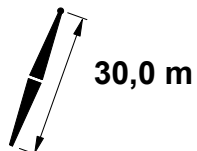
ASME B30.5



m	86°			83°			80°			m
	m	m	kg	m	kg	m	kg	m		
19,8	74,2	84,2	65 200						19,8	
20,0	74,0	84,2	64 400						20,0	
22,0	71,7	83,5	56 600						22,0	
24,0	69,5	82,8	50 300						24,0	
26,0	67,2	82,0	45 100	69,0	82,4	43 400			26,0	
28,0	64,9	81,0	40 800	66,7	81,6	39 300			28,0	
30,0	62,5	80,0	37 200	64,4	80,6	35 700	66,2	81,1	34 300	30,0
32,0	60,0	78,9	34 000	62,0	79,6	32 600	63,8	80,2	31 300	32,0
34,0	57,5	77,6	31 300	59,5	78,4	30 000	61,4	79,1	28 700	34,0
36,0	54,9	76,2	28 800	57,0	77,1	27 700	59,0	77,9	26 500	36,0
38,0	52,3	74,7	26 700	54,4	75,7	25 600	56,4	76,6	24 500	38,0
40,0	49,5	73,0	24 800	51,7	74,2	23 700	53,8	75,1	22 700	40,0
42,0	46,6	71,2	23 100	48,9	72,5	22 100	51,1	73,6	21 100	42,0
44,0	43,6	69,1	21 500	46,0	70,6	20 600	48,3	71,8	19 700	44,0
46,0	40,3	66,8	20 100	42,9	68,5	19 200	45,3	69,9	18 300	46,0
48,0	36,9	64,2	18 800	39,6	66,1	18 000	42,2	67,7	17 100	48,0
50,0	33,1	61,3	17 700	36,1	63,5	16 900	38,9	65,3	16 000	50,0
52,0	28,8	57,8	16 600	32,2	60,4	15 800	35,3	62,6	15 000	52,0
54,0	23,9	53,6	15 600	27,9	56,8	14 800	31,3	59,4	14 100	54,0
56,0	17,6	48,1	14 600	22,7	52,4	13 900	26,9	55,7	13 200	56,0
58,0				16,0	46,4	13 000	21,5	51,0	12 400	58,0
60,0							14,2	44,5	11 600	60,0
62,0										62,0
64,0										64,0
66,0										66,0
68,0										68,0

MLC300 S-1

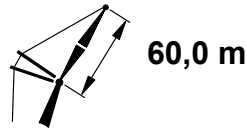
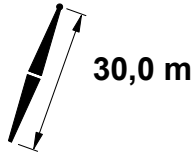
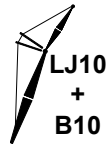
ASME B30.5



m	75°			70°			65°			m
	m	m	kg	m	m	kg	m	m	kg	
19,8										19,8
20,0										20,0
22,0										22,0
24,0										24,0
26,0										26,0
28,0										28,0
30,0										30,0
32,0										32,0
34,0										34,0
36,0	62,1	78,8	24 500							36,0
38,0	59,7	77,6	22 600							38,0
40,0	57,2	76,4	21 000							40,0
42,0	54,6	75,0	19 500	57,8	75,8	17 800				42,0
44,0	51,9	73,4	18 100	55,3	74,5	16 600				44,0
46,0	49,1	71,7	16 900	52,6	73,0	15 400				46,0
48,0	46,2	69,8	15 700	49,9	71,3	14 400				48,0
50,0	43,1	67,7	14 700	47,0	69,5	13 400	50,5	70,6	12 100	50,0
52,0	39,9	65,4	13 800	44,0	67,4	12 500	47,6	68,8	11 300	52,0
54,0	36,4	62,8	12 900	40,8	65,2	11 700	44,6	66,8	10 500	54,0
56,0	32,5	59,8	12 100	37,3	62,6	10 900	41,5	64,6	9 800	56,0
58,0	28,2	56,2	11 300	33,6	59,7	10 200	38,1	62,1	9 100	58,0
60,0	23,2	51,9	10 600	29,4	56,3	9 500	34,4	59,3	8 500	60,0
62,0	16,6	46,1	9 900	24,6	52,3	8 900	30,3	56,1	7 900	62,0
64,0	2,6	33,0	9 100	18,6	46,9	8 300	25,7	52,2	7 300	64,0
66,0							20,0	47,2	6 800	66,0
68,0							11,8	39,7	6 200	68,0

MLC300 S-1

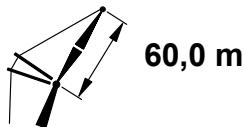
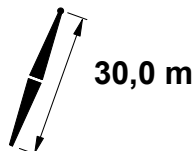
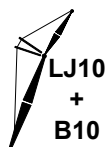
ASME B30.5



m	86°			83°			80°			m
	m	m	kg	m	m	kg	m	m	kg	
21,3	74,3	90,0	58 600							21,3
22,0	73,6	89,9	56 300							22,0
24,0	71,6	89,2	50 000							24,0
26,0	69,6	88,5	44 800	71,2	88,9	43 100				26,0
28,0	67,5	87,6	40 500	69,2	88,1	38 900				28,0
30,0	65,4	86,7	36 900	67,1	87,3	35 400				30,0
32,0	63,3	85,7	33 700	65,0	86,4	32 300	66,7	86,8	30 900	32,0
34,0	61,1	84,7	30 900	62,9	85,3	29 700	64,5	85,9	28 400	34,0
36,0	58,9	83,5	28 500	60,7	84,2	27 300	62,4	84,8	26 100	36,0
38,0	56,6	82,2	26 400	58,4	83,0	25 300	60,2	83,7	24 100	38,0
40,0	54,3	80,7	24 500	56,1	81,7	23 400	58,0	82,5	22 400	40,0
42,0	51,9	79,2	22 800	53,8	80,2	21 800	55,6	81,1	20 800	42,0
44,0	49,4	77,5	21 200	51,4	78,7	20 300	53,3	79,6	19 300	44,0
46,0	46,8	75,6	19 900	48,8	76,9	18 900	50,8	78,0	18 000	46,0
48,0	44,1	73,6	18 600	46,2	75,1	17 700	48,3	76,3	16 800	48,0
50,0	41,2	71,4	17 400	43,5	73,0	16 600	45,6	74,4	15 700	50,0
52,0	38,1	68,9	16 300	40,6	70,7	15 500	42,9	72,3	14 700	52,0
54,0	34,9	66,1	15 300	37,5	68,2	14 600	39,9	69,9	13 800	54,0
56,0	31,3	62,9	14 400	34,2	65,3	13 700	36,8	67,3	13 000	56,0
58,0	27,3	59,3	13 600	30,5	62,0	12 900	33,4	64,4	12 200	58,0
60,0	22,6	54,8	12 700	26,4	58,2	12 100	29,7	61,0	11 400	60,0
62,0	16,7	48,9	12 000	21,5	53,5	11 300	25,4	57,0	10 700	62,0
64,0	6,5	38,4	11 200	15,2	47,2	10 600	20,3	52,1	10 000	64,0
66,0							13,4	45,1	9 400	66,0
68,0										68,0
70,0										70,0
72,0										72,0
74,0										74,0

MLC300 S-1

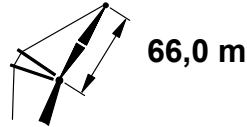
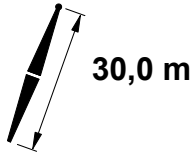
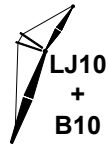
ASME B30.5



m	75°			70°			65°			m
	m	m	kg	m	m	kg	m	m	kg	
21,3										21,3
22,0										22,0
24,0										24,0
26,0										26,0
28,0										28,0
30,0										30,0
32,0										32,0
34,0										34,0
36,0										36,0
38,0										38,0
40,0	60,8	83,4	20 600							40,0
42,0	58,6	82,2	19 100							42,0
44,0	56,3	80,9	17 700							44,0
46,0	54,0	79,5	16 500	56,9	80,4	15 000				46,0
48,0	51,5	77,9	15 400	54,6	79,0	14 000				48,0
50,0	49,0	76,2	14 400	52,2	77,5	13 000				50,0
52,0	46,4	74,3	13 400	49,7	75,8	12 100	52,7	76,7	10 900	52,0
54,0	43,7	72,3	12 600	47,1	74,0	11 300	50,2	75,1	10 100	54,0
56,0	40,8	70,0	11 700	44,4	72,0	10 600	47,7	73,3	9 400	56,0
58,0	37,7	67,5	11 000	41,6	69,7	9 800	45,0	71,3	8 700	58,0
60,0	34,4	64,6	10 300	38,5	67,3	9 200	42,2	69,2	8 100	60,0
62,0	30,8	61,4	9 600	35,3	64,6	8 600	39,2	66,8	7 500	62,0
64,0	26,7	57,6	9 000	31,8	61,4	8 000	36,0	64,1	7 000	64,0
66,0	21,9	53,0	8 400	27,8	57,8	7 400	32,6	61,1	6 500	66,0
68,0	15,8	46,9	7 800	23,3	53,5	6 900	28,7	57,6	5 900	68,0
70,0				17,6	47,9	6 400	24,3	53,4	5 400	70,0
72,0							18,9	48,2	4 900	72,0
74,0							11,2	40,3	4 400	74,0

MLC300 S-1

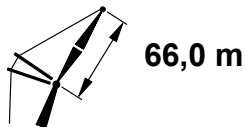
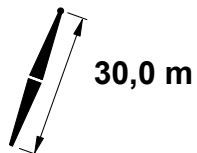
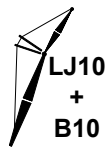
ASME B30.5



m	86°			83°			80°			m
	m	m	kg	m	m	kg	m	m	kg	
22,9	74,4	95,9	50 600							22,9
24,0	73,4	95,5	49 000							24,0
26,0	71,5	94,8	44 400							26,0
28,0	69,7	94,1	40 100	71,1	94,5	38 500				28,0
30,0	67,8	93,3	36 400	69,3	93,7	34 900				30,0
32,0	65,9	92,4	33 200	67,4	92,9	31 800	68,9	93,3	30 400	32,0
34,0	64,0	91,4	30 500	65,5	92,0	29 200	67,0	92,5	27 900	34,0
36,0	62,0	90,4	28 100	63,6	91,0	26 900	65,1	91,5	25 600	36,0
38,0	60,0	89,2	26 000	61,6	90,0	24 800	63,1	90,5	23 600	38,0
40,0	58,0	88,0	24 100	59,6	88,8	23 000	61,2	89,5	21 900	40,0
42,0	55,9	86,7	22 400	57,5	87,5	21 300	59,2	88,3	20 300	42,0
44,0	53,7	85,2	20 800	55,4	86,2	19 800	57,1	87,0	18 800	44,0
46,0	51,5	83,6	19 400	53,3	84,7	18 500	55,0	85,6	17 500	46,0
48,0	49,2	81,9	18 200	51,1	83,1	17 300	52,8	84,1	16 400	48,0
50,0	46,9	80,1	17 000	48,8	81,4	16 100	50,6	82,5	15 300	50,0
52,0	44,4	78,1	15 900	46,4	79,5	15 100	48,3	80,7	14 300	52,0
54,0	41,8	75,9	14 900	43,9	77,5	14 100	45,9	78,8	13 400	54,0
56,0	39,1	73,5	14 000	41,3	75,2	13 300	43,4	76,7	12 500	56,0
58,0	36,2	70,8	13 200	38,5	72,8	12 400	40,7	74,5	11 700	58,0
60,0	33,1	67,9	12 400	35,6	70,1	11 700	37,9	71,9	11 000	60,0
62,0	29,7	64,5	11 600	32,4	67,0	11 000	35,0	69,2	10 300	62,0
64,0	25,9	60,6	10 900	29,0	63,5	10 300	31,7	66,0	9 600	64,0
66,0	21,5	55,8	10 300	25,0	59,5	9 600	28,2	62,5	9 000	66,0
68,0	15,8	49,6	9 600	20,4	54,5	9 000	24,1	58,2	8 400	68,0
70,0	5,9	38,4	9 000	14,3	47,8	8 400	19,3	53,0	7 900	70,0
72,0							12,6	45,7	7 300	72,0
74,0										74,0
76,0										76,0

MLC300 S-1

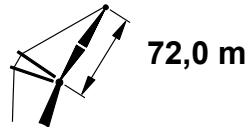
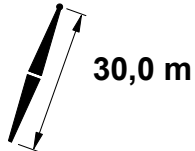
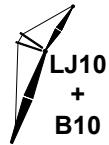
ASME B30.5



m	75°			70°			65°			m
	m	m	kg	m	m	kg	m	m	kg	
22,9										22,9
24,0										24,0
26,0										26,0
28,0										28,0
30,0										30,0
32,0										32,0
34,0										34,0
36,0										36,0
38,0										38,0
40,0										40,0
42,0	61,7	89,1	18 600							42,0
44,0	59,7	88,0	17 200							44,0
46,0	57,7	86,7	16 000							46,0
48,0	55,6	85,4	14 900							48,0
50,0	53,4	83,9	13 900	56,1	84,9	12 500				50,0
52,0	51,2	82,3	12 900	54,0	83,5	11 600				52,0
54,0	48,9	80,6	12 100	51,8	81,9	10 800				54,0
56,0	46,6	78,8	11 300	49,5	80,2	10 000	52,3	81,2	8 800	56,0
58,0	44,1	76,7	10 500	47,2	78,4	9 300	50,0	79,5	8 200	58,0
60,0	41,5	74,5	9 800	44,7	76,4	8 700	47,7	77,7	7 600	60,0
62,0	38,8	72,1	9 200	42,2	74,3	8 100	45,3	75,8	6 900	62,0
64,0	35,8	69,4	8 600	39,5	71,9	7 500	42,7	73,7	6 300	64,0
66,0	32,7	66,4	8 000	36,6	69,3	7 000	40,1	71,3	5 800	66,0
68,0	29,3	62,9	7 500	33,5	66,3	6 500	37,3	68,8	5 200	68,0
70,0	25,4	58,9	6 900	30,2	63,0	5 900	34,2	65,9	4 700	70,0
72,0	20,8	54,1	6 400	26,4	59,2	5 400	30,9	62,7	4 200	72,0
74,0	14,9	47,6	6 000	22,1	54,6	4 900	27,3	59,0	3 800	74,0
76,0				16,6	48,6	4 400	23,1	54,6	3 300	76,0

MLC300 S-1

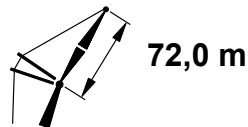
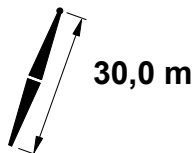
ASME B30.5



m	86°			83°			80°			m
	m	m	kg	m	m	kg	m	m	kg	
24,4	74,5	101,7	41 400							24,4
26,0	73,1	101,2	40 900							26,0
28,0	71,4	100,5	39 500							28,0
30,0	69,7	99,8	36 000	71,1	100,2	34 500				30,0
32,0	68,0	99,0	32 800	69,4	99,4	31 400				32,0
34,0	66,3	98,1	30 100	67,7	98,6	28 800				34,0
36,0	64,5	97,1	27 700	65,9	97,7	26 500	67,3	98,1	25 200	36,0
38,0	62,7	96,1	25 600	64,2	96,7	24 400	65,6	97,2	23 200	38,0
40,0	60,9	95,0	23 700	62,4	95,7	22 600	63,8	96,3	21 400	40,0
42,0	59,1	93,8	22 000	60,5	94,6	20 900	62,0	95,2	19 900	42,0
44,0	57,2	92,6	20 400	58,7	93,4	19 400	60,2	94,1	18 400	44,0
46,0	55,3	91,2	19 000	56,8	92,1	18 100	58,3	92,8	17 100	46,0
48,0	53,3	89,7	17 800	54,9	90,7	16 900	56,4	91,5	16 000	48,0
50,0	51,3	88,1	16 600	52,9	89,2	15 700	54,4	90,1	14 900	50,0
52,0	49,2	86,4	15 500	50,8	87,6	14 700	52,4	88,6	13 900	52,0
54,0	47,0	84,6	14 600	48,7	85,9	13 800	50,4	87,0	13 000	54,0
56,0	44,8	82,6	13 700	46,5	84,0	12 900	48,3	85,2	12 100	56,0
58,0	42,4	80,4	12 800	44,3	82,0	12 100	46,1	83,3	11 300	58,0
60,0	40,0	78,1	12 000	41,9	79,8	11 300	43,8	81,2	10 600	60,0
62,0	37,4	75,5	11 300	39,4	77,4	10 600	41,4	79,0	9 900	62,0
64,0	34,6	72,7	10 600	36,8	74,8	9 900	38,9	76,6	9 300	64,0
66,0	31,7	69,6	9 900	34,0	71,9	9 300	36,2	73,9	8 700	66,0
68,0	28,4	66,0	9 300	31,0	68,7	8 700	33,4	71,0	8 100	68,0
70,0	24,8	61,9	8 700	27,7	65,0	8 200	30,3	67,7	7 600	70,0
72,0	20,5	56,9	8 200	23,9	60,8	7 600	26,9	63,9	7 000	72,0
74,0	15,1	50,4	7 700	19,5	55,6	7 100	23,1	59,5	6 600	74,0
76,0	5,6	38,7	7 100	13,7	48,5	6 600	18,4	54,0	6 100	76,0
78,0							12,1	46,3	5 600	78,0
80,0										80,0

MLC300 S-1

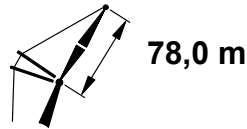
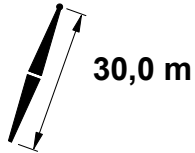
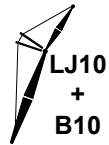
ASME B30.5



m	75°			70°			m
	m	m	kg	m	m	kg	
24,4							24,4
26,0							26,0
28,0							28,0
30,0							30,0
32,0							32,0
34,0							34,0
36,0							36,0
38,0							38,0
40,0							40,0
42,0							42,0
44,0	62,5	94,9	16 800				44,0
46,0	60,7	93,8	15 600				46,0
48,0	58,8	92,6	14 400				48,0
50,0	56,9	91,3	13 400				50,0
52,0	55,0	89,9	12 500	57,4	90,8	11 100	52,0
54,0	53,0	88,4	11 600	55,5	89,4	10 300	54,0
56,0	51,0	86,8	10 800	53,5	88,0	9 600	56,0
58,0	48,9	85,1	10 100	51,5	86,4	8 900	58,0
60,0	46,7	83,2	9 400	49,4	84,7	8 300	60,0
62,0	44,5	81,2	8 800	47,3	82,9	7 700	62,0
64,0	42,1	79,1	8 200	45,0	80,9	7 100	64,0
66,0	39,6	76,7	7 600	42,7	78,8	6 500	66,0
68,0	37,0	74,1	7 100	40,3	76,5	5 900	68,0
70,0	34,2	71,2	6 600	37,7	73,9	5 400	70,0
72,0	31,3	68,0	6 100	35,0	71,2	4 900	72,0
74,0	28,0	64,4	5 600	32,1	68,1	4 400	74,0
76,0	24,3	60,2	5 100	28,8	64,6	3 900	76,0
78,0	19,9	55,1	4 600	25,3	60,5	3 500	78,0
80,0	14,2	48,3	4 100				80,0

MLC300 S-1

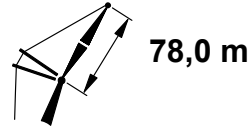
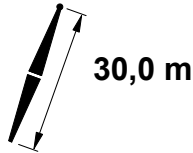
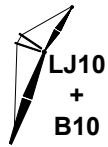
ASME B30.5



m	86°			83°			80°			m
	m	m	kg	m	m	kg	m	m	kg	
25,9	74,5	107,5	34 200							25,9
26,0	74,5	107,4	34 200							26,0
28,0	72,9	106,8	33 600							28,0
30,0	71,4	106,1	33 000							30,0
32,0	69,8	105,4	32 400							32,0
34,0	68,2	104,6	29 700	71,0	105,8	30 900				34,0
36,0	66,6	103,8	27 300	69,5	105,1	28 300				36,0
38,0	65,0	102,8	25 100	67,9	104,3	26 000				38,0
40,0	63,4	101,8	23 200	66,3	103,4	23 900	67,6	103,8	22 700	40,0
42,0	61,7	100,8	21 500	64,7	102,5	22 100	65,9	102,9	20 900	42,0
44,0	60,0	99,6	20 000	63,0	101,4	20 400	64,3	102,0	19 400	44,0
46,0	58,3	98,4	18 600	61,4	100,4	19 000	62,7	101,0	17 900	46,0
48,0	56,5	97,1	17 300	59,7	99,2	17 600	61,0	99,9	16 600	48,0
50,0	54,7	95,7	16 200	57,9	98,0	16 400	59,3	98,7	15 500	50,0
52,0	52,9	94,2	15 100	56,2	96,6	15 300	57,6	97,4	14 400	52,0
54,0	51,0	92,6	14 100	54,4	95,2	14 200	55,8	96,1	13 400	54,0
56,0	49,1	90,9	13 200	52,5	93,7	13 300	54,0	94,6	12 500	56,0
58,0	47,1	89,1	12 400	50,6	92,1	12 400	52,1	93,1	11 600	58,0
60,0	45,0	87,1	11 600	48,7	90,3	11 600	50,2	91,4	10 800	60,0
62,0	42,9	85,0	10 900	46,7	88,5	10 900	48,3	89,7	10 100	62,0
64,0	40,7	82,7	10 200	44,6	86,5	10 100	46,2	87,8	9 400	64,0
66,0	38,3	80,2	9 500	42,4	84,3	9 500	44,1	85,8	8 800	66,0
68,0	35,8	77,5	8 900	40,2	82,0	8 900	42,0	83,6	8 200	68,0
70,0	33,2	74,5	8 300	37,8	79,5	8 300	39,7	81,2	7 600	70,0
72,0	30,4	71,2	7 800	35,3	76,7	7 700	37,3	78,6	7 100	72,0
74,0	27,3	67,5	7 300	32,6	73,7	7 200	34,8	75,8	6 600	74,0
76,0	23,8	63,2	6 800	29,7	70,3	6 700	32,0	72,7	6 100	76,0
78,0	19,7	58,0	6 300	26,6	66,4	6 200	29,1	69,2	5 600	78,0
80,0	14,5	51,2	5 900	23,0	62,0	5 800	25,8	65,3	5 200	80,0
82,0				18,7	56,5	5 400	22,1	60,6	4 700	82,0
84,0				13,2	49,2	4 900	17,7	54,9	4 200	84,0
							11,6	46,9	3 700	

MLC300 S-1

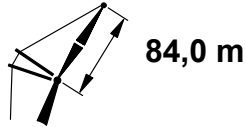
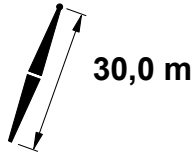
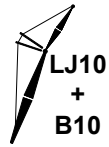
ASME B30.5



m	75°			70°			m
	m	m	kg	m	m	kg	
25,9							25,9
26,0							26,0
28,0							28,0
30,0							30,0
32,0							32,0
34,0							34,0
36,0							36,0
38,0							38,0
40,0							40,0
42,0							42,0
44,0							44,0
46,0	63,2	100,6	15 000				46,0
48,0	61,5	99,6	13 900				48,0
50,0	59,8	98,4	12 900				50,0
52,0	58,1	97,2	12 000				52,0
54,0	56,3	95,8	11 100				54,0
56,0	54,5	94,4	10 300	56,8	95,3	9 100	56,0
58,0	52,7	92,9	9 600	55,0	94,0	8 300	58,0
60,0	50,8	91,3	8 900	53,1	92,5	7 600	60,0
62,0	48,8	89,6	8 300	51,3	90,9	6 900	62,0
64,0	46,8	87,7	7 700	49,3	89,2	6 300	64,0
66,0	44,8	85,7	7 100	47,4	87,4	5 700	66,0
68,0	42,6	83,6	6 500	45,3	85,4	5 200	68,0
70,0	40,4	81,3	5 900	43,2	83,3	4 600	70,0
72,0	38,0	78,8	5 400	40,9	81,0	4 100	72,0
74,0	35,5	76,0	4 900	38,6	78,6	3 700	74,0
76,0	32,8	73,0	4 400	36,2	75,9	3 200	76,0
78,0	30,0	69,7	4 000				78,0
80,0	26,8	65,9	3 500				80,0
82,0							82,0
84,0							84,0

MLC300 S-1

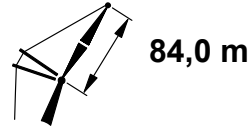
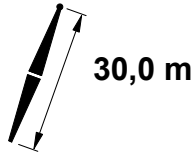
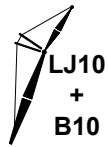
ASME B30.5



m	86°			83°			80°			m
	m	m	kg	m	m	kg	m	m	kg	
27,4	74,6	113,3	27 900							27,4
28,0	74,2	113,1	27 700							28,0
30,0	72,8	112,5	27 200							30,0
32,0	71,3	111,8	26 700							32,0
34,0	69,9	111,1	26 200	71,0	111,5	26 200				34,0
36,0	68,4	110,3	25 700	69,6	110,7	25 300				36,0
38,0	66,9	109,4	24 700	68,1	109,9	23 500				38,0
40,0	65,4	108,5	22 900	66,6	109,1	21 700	67,8	109,5	20 500	40,0
42,0	63,9	107,6	21 200	65,1	108,2	20 100	66,3	108,6	19 000	42,0
44,0	62,4	106,5	19 600	63,6	107,2	18 600	64,8	107,7	17 500	44,0
46,0	60,8	105,4	18 200	62,0	106,1	17 200	63,3	106,7	16 200	46,0
48,0	59,2	104,2	17 000	60,5	105,0	16 000	61,7	105,6	15 100	48,0
50,0	57,6	103,0	15 800	58,9	103,8	14 900	60,1	104,5	14 000	50,0
52,0	56,0	101,6	14 700	57,3	102,5	13 900	58,5	103,3	13 000	52,0
54,0	54,3	100,2	13 800	55,6	101,2	12 900	56,9	102,0	12 100	54,0
56,0	52,6	98,7	12 900	53,9	99,7	12 100	55,3	100,6	11 200	56,0
58,0	50,8	97,1	12 000	52,2	98,2	11 200	53,6	99,1	10 500	58,0
60,0	49,0	95,4	11 200	50,5	96,6	10 500	51,8	97,6	9 700	60,0
62,0	47,2	93,5	10 500	48,6	94,8	9 800	50,1	95,9	9 100	62,0
64,0	45,3	91,6	9 800	46,8	93,0	9 100	48,3	94,2	8 400	64,0
66,0	43,3	89,5	9 200	44,9	91,0	8 500	46,4	92,3	7 800	66,0
68,0	41,2	87,2	8 600	42,9	88,8	7 900	44,4	90,3	7 300	68,0
70,0	39,1	84,8	8 000	40,8	86,6	7 400	42,4	88,1	6 700	70,0
72,0	36,9	82,2	7 500	38,6	84,1	6 900	40,3	85,8	6 200	72,0
74,0	34,5	79,4	7 000	36,4	81,4	6 400	38,2	83,3	5 600	74,0
76,0	32,0	76,2	6 500	34,0	78,5	5 900	35,9	80,6	5 100	76,0
78,0	29,2	72,8	6 000	31,4	75,4	5 400	33,4	77,6	4 600	78,0
80,0	26,2	68,9	5 600	28,6	71,8	4 900	30,8	74,4	4 200	80,0
82,0	22,9	64,4	5 100	25,6	67,8	4 400	28,0	70,7	3 700	82,0
84,0	18,9	59,0	4 700	22,1	63,1	4 000				84,0
86,0	14,0	51,9	4 200	18,0	57,5	3 500				86,0

MLC300 S-1

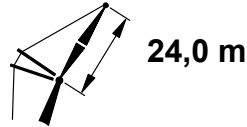
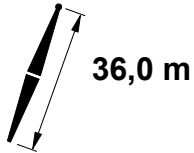
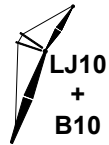
ASME B30.5



m	75°			70°			m
	m	m	kg	m	m	kg	
27,4							27,4
28,0							28,0
30,0							30,0
32,0							32,0
34,0							34,0
36,0							36,0
38,0							38,0
40,0							40,0
42,0							42,0
44,0							44,0
46,0							46,0
48,0							48,0
50,0	62,2	105,3	12 500				50,0
52,0	60,6	104,2	11 600				52,0
54,0	59,0	103,0	10 700				54,0
56,0	57,4	101,7	9 900				56,0
58,0	55,7	100,4	9 200	57,8	101,2	7 700	58,0
60,0	54,1	98,9	8 500	56,2	99,9	7 000	60,0
62,0	52,3	97,4	7 800	54,5	98,5	6 300	62,0
64,0	50,6	95,8	7 200	52,8	97,0	5 700	64,0
66,0	48,8	94,1	6 500	51,0	95,4	5 100	66,0
68,0	46,9	92,2	5 900	49,3	93,7	4 600	68,0
70,0	45,0	90,2	5 400	47,4	91,8	4 000	70,0
72,0	43,0	88,1	4 800	45,5	89,9	3 500	72,0
74,0	41,0	85,9	4 300				74,0
76,0	38,8	83,4	3 900				76,0
78,0	36,6	80,8	3 400				78,0
80,0							80,0
82,0							82,0
84,0							84,0
86,0							86,0

MLC300 S-1

ASME B30.5

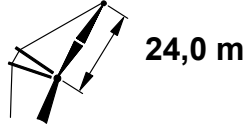
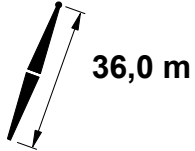
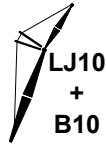


m	86°			83°			80°			m
	m	m	kg	m	m	kg	m	m	kg	
12,2	73,8	61,3	130 000 c							12,2
13,0	71,8	61,0	119 300 c							13,0
14,0	69,2	60,6	107 000 c							14,0
15,0	66,6	60,2	97 100 b							15,0
16,0	63,9	59,7	89 000 b	69,0	60,4	85 700 c				16,0
17,0	61,2	59,1	81 800	66,3	59,9	78 700 b				17,0
18,0	58,4	58,5	75 800	63,7	59,4	72 900				18,0
19,0	55,4	57,8	70 600	60,9	58,8	67 900	66,0	59,5	65 200 b	19,0
20,0	52,4	57,0	65 800	58,1	58,2	63 300	63,3	59,0	60 800 b	20,0
22,0	45,9	55,1	58 100	52,1	56,7	55 900	57,7	57,8	53 600	22,0
24,0	38,5	52,8	51 700	45,5	54,8	49 800	51,7	56,3	47 800	24,0
26,0	29,4	49,5	46 400	38,1	52,4	44 700	45,1	54,4	42 900	26,0
28,0				28,9	49,1	40 500	37,6	51,9	38 900	28,0
30,0				14,8	43,6	36 700	28,3	48,6	35 400	30,0
32,0							13,4	42,7	32 200	32,0
34,0										34,0
36,0										36,0
38,0										38,0
40,0										40,0

REFERENCE ONLY

MLC300 S-1

ASME B30.5

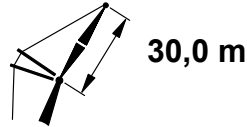
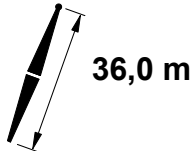
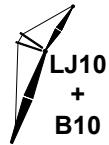


m	75°			70°			65°			m
	m	m	kg	m	m	kg	m	m	kg	
12,2										12,2
13,0										13,0
14,0										14,0
15,0										15,0
16,0										16,0
17,0										17,0
18,0										18,0
19,0										19,0
20,0										20,0
22,0										22,0
24,0	60,8	57,8	44 500							24,0
26,0	55,1	56,4	40 000							26,0
28,0	48,8	54,7	36 200							28,0
30,0	41,9	52,6	33 000	52,1	54,6	30 500				30,0
32,0	33,7	49,8	30 100	45,5	52,7	27 900				32,0
34,0	22,8	45,7	27 600	38,0	50,3	25 600	48,6	52,4	23 600	34,0
36,0				28,9	47,0	23 600	41,6	50,2	21 700	36,0
38,0				14,7	41,5	21 700	33,4	47,4	20 000	38,0
40,0							22,4	43,3	18 500	40,0

REFERENCE ONLY

MLC300 S-1

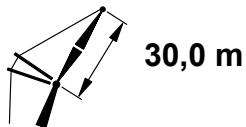
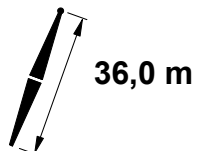
ASME B30.5



	86°			83°			80°			
m	m	m	kg	m	m	kg	m	m	kg	m
13,7	74,1	67,1	109 500 b							13,7
14,0	73,6	67,0	106 700 b							14,0
15,0	71,5	66,7	96 900 b							15,0
16,0	69,5	66,3	88 800 b							16,0
17,0	67,4	65,9	81 500	71,3	66,4	78 300 b				17,0
18,0	65,3	65,4	75 500	69,3	66,0	72 600				18,0
19,0	63,2	64,9	70 300	67,2	65,6	67 500				19,0
20,0	61,0	64,3	65 600	65,1	65,1	63 000				20,0
22,0	56,4	63,0	57 900	60,7	64,0	55 500	64,8	64,7	53 200	22,0
24,0	51,6	61,5	51 600	56,2	62,7	49 500	60,5	63,6	47 400	24,0
26,0	46,4	59,6	46 400	51,3	61,2	44 500	55,9	62,3	42 600	26,0
28,0	40,7	57,4	42 000	46,1	59,3	40 300	51,0	60,7	38 600	28,0
30,0	34,1	54,6	38 300	40,3	57,0	36 800	45,8	58,9	35 200	30,0
32,0	26,1	50,9	35 100	33,7	54,2	33 700	40,0	56,6	32 200	32,0
34,0				25,6	50,5	31 000	33,3	53,7	29 700	34,0
36,0				13,0	44,2	28 400	25,1	49,9	27 300	36,0
38,0							11,8	43,3	25 200	38,0
40,0										40,0
42,0										42,0
44,0										44,0
46,0										46,0

MLC300 S-1

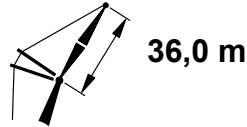
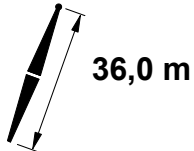
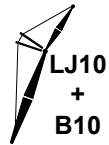
ASME B30.5



m	75°			70°			65°			m
	m	m	kg	m	m	kg	m	m	kg	
13,7										13,7
14,0										14,0
15,0										15,0
16,0										16,0
17,0										17,0
18,0										18,0
19,0										19,0
20,0										20,0
22,0										22,0
24,0										24,0
26,0	62,9	63,5	39 500							26,0
28,0	58,4	62,3	35 800							28,0
30,0	53,7	60,9	32 600							30,0
32,0	48,7	59,2	29 800	56,2	60,7	27 400				32,0
34,0	43,2	57,1	27 400	51,3	59,1	25 200				34,0
36,0	37,1	54,6	25 300	46,1	57,2	23 200				36,0
38,0	29,9	51,4	23 400	40,3	55,0	21 500	48,5	56,9	19 600	38,0
40,0	20,2	46,8	21 700	33,7	52,2	19 900	43,0	54,8	18 100	40,0
42,0				25,6	48,4	18 500	36,9	52,3	16 800	42,0
44,0				12,9	42,1	17 100	29,6	49,0	15 600	44,0
46,0							19,8	44,3	14 500	46,0

MLC300 S-1

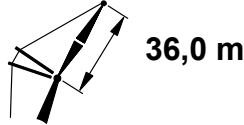
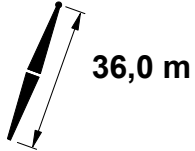
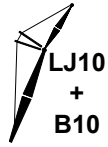
ASME B30.5



	86°			83°			80°			
m	m	m	kg	m	m	kg	m	kg	m	
15,2	74,3	72,9	94 300 b						15,2	
16,0	73,1	72,7	88 500 b						16,0	
17,0	71,4	72,3	81 300						17,0	
18,0	69,7	72,0	75 300						18,0	
19,0	67,9	71,5	70 100						19,0	
20,0	66,2	71,1	65 400	69,5	71,7	62 700			20,0	
22,0	62,6	70,1	57 700	66,0	70,8	55 300			22,0	
24,0	58,9	68,9	51 400	62,4	69,8	49 200	65,8	70,5	47 100	
26,0	55,1	67,5	46 200	58,7	68,6	44 200	62,2	69,4	42 300	
28,0	51,0	65,9	41 900	54,9	67,2	40 100	58,5	68,2	38 400	
30,0	46,7	64,1	38 200	50,8	65,6	36 600	54,6	66,8	35 000	
32,0	42,0	62,0	35 000	46,5	63,8	33 500	50,6	65,2	32 000	
34,0	36,9	59,4	32 300	41,8	61,6	30 900	46,2	63,4	29 500	
36,0	31,0	56,3	29 800	36,6	59,1	28 500	41,5	61,2	27 200	
38,0	23,7	52,2	27 600	30,6	55,9	26 400	36,3	58,6	25 200	
40,0				23,2	51,7	24 600	30,2	55,4	23 400	
42,0							22,7	51,1	21 800	
44,0							10,7	43,8	20 200	
46,0									46,0	
48,0									48,0	
50,0									50,0	
52,0									52,0	

MLC300 S-1

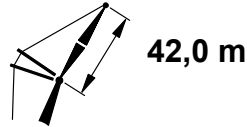
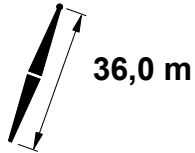
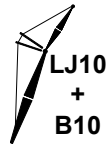
ASME B30.5



m	75°			70°			65°			m
	m	m	kg	m	m	kg	m	m	kg	
15,2										15,2
16,0										16,0
17,0										17,0
18,0										18,0
19,0										19,0
20,0										20,0
22,0										22,0
24,0										24,0
26,0										26,0
28,0										28,0
30,0	60,6	68,2	32 200							30,0
32,0	56,8	66,9	29 500							32,0
34,0	52,8	65,4	27 100							34,0
36,0	48,6	63,7	25 100	54,9	65,2	22 900				36,0
38,0	44,1	61,7	23 200	50,8	63,6	21 200				38,0
40,0	39,2	59,3	21 500	46,5	61,7	19 600	52,7	63,1	17 800	40,0
42,0	33,7	56,5	20 000	41,8	59,6	18 300	48,5	61,3	16 500	42,0
44,0	27,1	52,9	18 700	36,6	57,0	17 000	44,0	59,3	15 300	44,0
46,0	18,3	47,7	17 400	30,6	53,8	15 800	39,0	57,0	14 300	46,0
48,0				23,2	49,6	14 800	33,5	54,1	13 300	48,0
50,0				11,7	42,7	13 700	26,8	50,4	12 400	50,0
52,0							18,0	45,2	11 500	52,0

MLC300 S-1

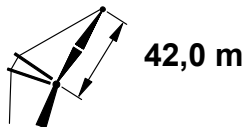
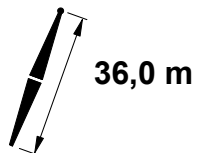
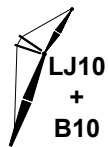
ASME B30.5



m	86°			83°			80°			m
	m	m	kg	m	kg	m	kg	m		
16,8	74,5	78,7	82 400						16,8	
17,0	74,1	78,7	80 900						17,0	
18,0	72,7	78,3	74 900						18,0	
19,0	71,3	78,0	69 700						19,0	
20,0	69,8	77,6	65 000						20,0	
22,0	66,8	76,8	57 300	69,6	77,4	54 800			22,0	
24,0	63,8	75,8	51 000	66,7	76,5	48 800			24,0	
26,0	60,7	74,7	45 800	63,6	75,5	43 800	66,5	76,1	41 800	26,0
28,0	57,5	73,4	41 500	60,5	74,4	39 700	63,5	75,2	37 900	28,0
30,0	54,1	72,0	37 900	57,3	73,2	36 200	60,3	74,0	34 500	30,0
32,0	50,6	70,4	34 700	53,9	71,7	33 100	57,1	72,8	31 600	32,0
34,0	46,9	68,6	32 000	50,4	70,1	30 500	53,7	71,3	29 100	34,0
36,0	43,0	66,5	29 600	46,7	68,3	28 200	50,2	69,7	26 800	36,0
38,0	38,7	64,1	27 400	42,8	66,2	26 100	46,5	67,8	24 800	38,0
40,0	34,0	61,3	25 500	38,5	63,7	24 300	42,5	65,7	23 100	40,0
42,0	28,5	57,8	23 800	33,7	60,9	22 600	38,2	63,3	21 500	42,0
44,0	21,8	53,3	22 200	28,2	57,4	21 100	33,4	60,4	20 100	44,0
46,0				21,4	52,8	19 700	27,9	56,8	18 700	46,0
48,0							20,9	52,2	17 500	48,0
50,0							9,8	44,3	16 300	50,0
52,0										52,0
54,0										54,0
56,0										56,0
58,0										58,0

MLC300 S-1

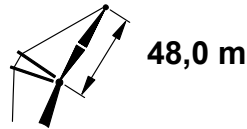
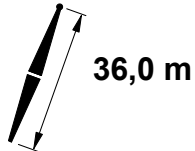
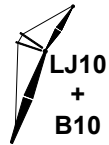
ASME B30.5



m	75°			70°			65°			m
	m	m	kg	m	m	kg	m	m	kg	
16,8										16,8
17,0										17,0
18,0										18,0
19,0										19,0
20,0										20,0
22,0										22,0
24,0										24,0
26,0										26,0
28,0										28,0
30,0										30,0
32,0	62,1	73,9	29 000							32,0
34,0	58,9	72,7	26 600							34,0
36,0	55,6	71,4	24 600							36,0
38,0	52,2	69,9	22 700							38,0
40,0	48,6	68,1	21 100	53,9	69,7	19 100				40,0
42,0	44,7	66,2	19 600	50,4	68,0	17 800				42,0
44,0	40,6	63,9	18 300	46,7	66,2	16 500				44,0
46,0	36,1	61,3	17 100	42,8	64,1	15 400	48,4	65,8	13 800	46,0
48,0	31,0	58,1	15 900	38,5	61,7	14 400	44,6	63,8	12 800	48,0
50,0	25,0	54,2	14 900	33,7	58,8	13 400	40,5	61,6	11 900	50,0
52,0	16,9	48,6	13 900	28,2	55,3	12 500	36,0	58,9	11 100	52,0
54,0				21,4	50,7	11 700	30,8	55,7	10 400	54,0
56,0				10,8	43,2	10 900	24,7	51,8	9 700	56,0
58,0							16,6	46,1	9 000	58,0

MLC300 S-1

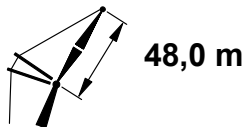
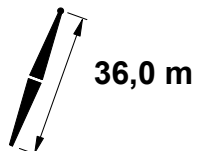
ASME B30.5



m	86°			83°			80°			m
	m	m	kg	m	kg	m	kg	m		
18,3	74,6	84,5	72 700						18,3	
19,0	73,7	84,3	69 200						19,0	
20,0	72,4	84,0	64 500						20,0	
22,0	69,9	83,3	56 800						22,0	
24,0	67,3	82,5	50 500	69,8	83,0	48 300			24,0	
26,0	64,7	81,5	45 300	67,2	82,2	43 300			26,0	
28,0	62,0	80,5	41 100	64,5	81,3	39 200	67,0	81,8	37 300	
30,0	59,2	79,3	37 400	61,8	80,2	35 700	64,4	80,9	33 900	
32,0	56,4	78,0	34 200	59,1	79,0	32 600	61,7	79,8	31 000	
34,0	53,4	76,5	31 500	56,2	77,7	30 000	58,9	78,6	28 500	
36,0	50,3	74,9	29 100	53,2	76,2	27 700	56,0	77,3	26 300	
38,0	47,1	73,1	27 000	50,2	74,6	25 600	53,1	75,8	24 300	
40,0	43,7	71,0	25 100	46,9	72,8	23 800	50,0	74,2	22 600	
42,0	40,0	68,7	23 300	43,5	70,7	22 200	46,7	72,3	21 000	
44,0	36,1	66,1	21 800	39,8	68,4	20 700	43,3	70,3	19 600	
46,0	31,7	63,0	20 400	35,8	65,7	19 300	39,6	67,9	18 300	
48,0	26,6	59,2	19 100	31,4	62,6	18 100	35,6	65,2	17 100	
50,0	20,3	54,4	17 900	26,3	58,8	16 900	31,1	62,1	16 000	
52,0				20,0	53,9	15 900	26,0	58,2	15 000	
54,0							19,5	53,2	14 000	
56,0							9,1	44,7	13 100	
58,0									56,0	
60,0									58,0	
62,0									60,0	
64,0									62,0	
									64,0	

MLC300 S-1

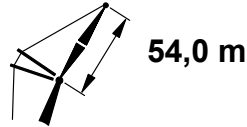
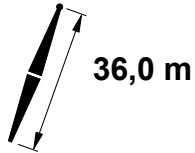
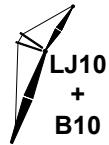
ASME B30.5



m	75°			70°			65°			m
	m	m	kg	m	m	kg	m	m	kg	
18,3										18,3
19,0										19,0
20,0										20,0
22,0										22,0
24,0										24,0
26,0										26,0
28,0										28,0
30,0										30,0
32,0										32,0
34,0	63,2	79,7	26 000							34,0
36,0	60,4	78,6	24 000							36,0
38,0	57,6	77,3	22 100							38,0
40,0	54,7	75,9	20 500							40,0
42,0	51,7	74,4	19 000	56,2	75,6	17 100				42,0
44,0	48,5	72,6	17 700	53,2	74,2	15 900				44,0
46,0	45,2	70,7	16 500	50,1	72,5	14 800				46,0
48,0	41,7	68,5	15 400	46,9	70,7	13 800	51,6	72,0	12 200	48,0
50,0	37,8	66,0	14 400	43,5	68,6	12 900	48,4	70,3	11 300	50,0
52,0	33,6	63,1	13 500	39,8	66,3	12 000	45,1	68,3	10 500	52,0
54,0	28,9	59,7	12 600	35,8	63,6	11 200	41,5	66,1	9 800	54,0
56,0	23,3	55,4	11 800	31,4	60,5	10 400	37,7	63,6	9 100	56,0
58,0	15,7	49,4	11 000	26,3	56,7	9 700	33,5	60,7	8 500	58,0
60,0				19,9	51,8	9 100	28,7	57,3	7 900	60,0
62,0				10,0	43,7	8 400	23,1	53,0	7 300	62,0
64,0							15,4	46,9	6 700	64,0

MLC300 S-1

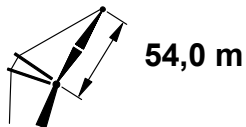
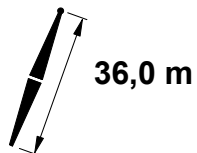
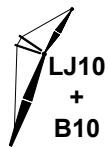
ASME B30.5



m	86°			83°			80°			m
	m	m	kg	m	kg	m	kg	m		
19,8	74,7	90,3	64 800						19,8	
20,0	74,4	90,3	64 100						20,0	
22,0	72,2	89,7	56 400						22,0	
24,0	70,0	88,9	50 100						24,0	
26,0	67,7	88,1	44 900	69,8	88,7	42 800			26,0	
28,0	65,3	87,2	40 600	67,6	87,9	38 700			28,0	
30,0	63,0	86,2	37 000	65,2	87,0	35 200	67,4	87,5	33 400	
32,0	60,5	85,1	33 800	62,8	85,9	32 100	65,1	86,6	30 500	
34,0	58,0	83,9	31 100	60,4	84,8	29 500	62,7	85,6	28 000	
36,0	55,5	82,5	28 700	57,9	83,6	27 200	60,3	84,4	25 800	
38,0	52,8	81,0	26 500	55,3	82,2	25 200	57,8	83,2	23 800	
40,0	50,1	79,4	24 700	52,7	80,7	23 400	55,2	81,8	22 100	
42,0	47,2	77,6	23 000	49,9	79,1	21 700	52,5	80,3	20 500	
44,0	44,2	75,5	21 400	47,1	77,2	20 300	49,8	78,7	19 100	
46,0	41,0	73,3	20 000	44,1	75,2	18 900	46,9	76,8	17 800	
48,0	37,6	70,8	18 700	40,9	73,0	17 700	43,9	74,8	16 700	
50,0	33,9	67,9	17 600	37,4	70,4	16 600	40,7	72,5	15 600	
52,0	29,8	64,6	16 500	33,7	67,5	15 500	37,2	70,0	14 600	
54,0	25,0	60,5	15 500	29,5	64,2	14 600	33,5	67,0	13 700	
56,0	19,1	55,4	14 500	24,7	60,1	13 700	29,3	63,6	12 800	
58,0				18,8	54,8	12 800	24,4	59,5	12 000	
60,0							18,4	54,2	11 200	
62,0									62,0	
64,0									64,0	
66,0									66,0	
68,0									68,0	
70,0									70,0	

MLC300 S-1

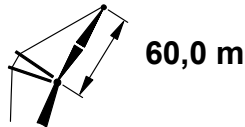
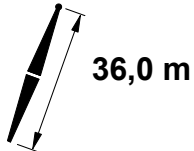
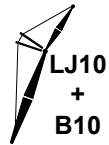
ASME B30.5



m	75°			70°			65°			m
	m	m	kg	m	m	kg	m	m	kg	
19,8										19,8
20,0										20,0
22,0										22,0
24,0										24,0
26,0										26,0
28,0										28,0
30,0										30,0
32,0										32,0
34,0										34,0
36,0										36,0
38,0	61,6	84,3	21 600							38,0
40,0	59,1	83,2	20 000							40,0
42,0	56,6	81,9	18 500							42,0
44,0	54,0	80,4	17 200							44,0
46,0	51,3	78,8	16 000	55,3	80,2	14 200				46,0
48,0	48,5	77,1	14 900	52,7	78,7	13 200				48,0
50,0	45,5	75,2	13 900	49,9	77,0	12 300				50,0
52,0	42,4	73,0	13 000	47,1	75,2	11 500	51,2	76,5	10 000	52,0
54,0	39,1	70,6	12 200	44,0	73,1	10 700	48,4	74,8	9 200	54,0
56,0	35,6	67,9	11 400	40,8	70,9	10 000	45,4	72,8	8 600	56,0
58,0	31,6	64,8	10 600	37,4	68,3	9 300	42,3	70,7	8 000	58,0
60,0	27,2	61,1	10 000	33,7	65,5	8 700	39,0	68,3	7 300	60,0
62,0	21,9	56,6	9 300	29,5	62,1	8 100	35,4	65,6	6 700	62,0
64,0	14,8	50,2	8 700	24,7	58,0	7 500	31,5	62,4	6 100	64,0
66,0				18,7	52,8	6 900	27,0	58,7	5 600	66,0
68,0				9,4	44,2	6 400	21,7	54,1	5 100	68,0
70,0							14,5	47,6	4 500	70,0

MLC300 S-1

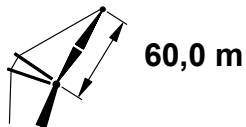
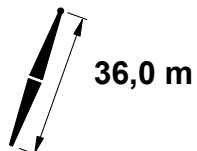
ASME B30.5



m	86°			83°			80°			m
	m	m	kg	m	kg	m	kg	m		
21,3	74,7	96,2	58 200						21,3	
22,0	74,1	96,0	56 000						22,0	
24,0	72,1	95,3	49 800						24,0	
26,0	70,0	94,6	44 600						26,0	
28,0	68,0	93,8	40 300	69,9	94,4	38 400			28,0	
30,0	65,9	92,9	36 700	67,9	93,5	34 800			30,0	
32,0	63,8	91,9	33 500	65,8	92,7	31 800	67,7	93,2	30 100	
34,0	61,6	90,9	30 800	63,6	91,7	29 200	65,6	92,3	27 600	
36,0	59,4	89,7	28 400	61,5	90,6	26 900	63,5	91,3	25 400	
38,0	57,1	88,4	26 200	59,3	89,4	24 900	61,3	90,2	23 500	
40,0	54,8	87,0	24 400	57,0	88,1	23 000	59,1	89,0	21 700	
42,0	52,4	85,5	22 700	54,7	86,7	21 400	56,9	87,8	20 200	
44,0	49,9	83,9	21 100	52,3	85,2	19 900	54,5	86,3	18 800	
46,0	47,3	82,0	19 700	49,8	83,5	18 600	52,1	84,8	17 500	
48,0	44,6	80,1	18 500	47,2	81,7	17 400	49,6	83,1	16 300	
50,0	41,8	77,9	17 300	44,5	79,7	16 300	47,0	81,3	15 300	
52,0	38,8	75,4	16 200	41,6	77,5	15 300	44,3	79,3	14 300	
54,0	35,6	72,7	15 200	38,6	75,1	14 300	41,5	77,1	13 400	
56,0	32,1	69,6	14 300	35,4	72,4	13 400	38,5	74,6	12 500	
58,0	28,2	66,1	13 500	31,9	69,3	12 600	35,2	71,9	11 700	
60,0	23,7	61,8	12 700	28,0	65,7	11 800	31,7	68,7	11 000	
62,0	18,1	56,3	11 900	23,4	61,3	11 100	27,7	65,1	10 300	
64,0	9,6	47,7	11 100	17,8	55,8	10 400	23,1	60,7	9 700	
66,0							17,4	55,1	9 100	
68,0									8 500	
70,0									7 900	
72,0									7 300	

MLC300 S-1

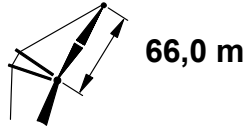
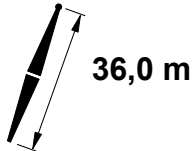
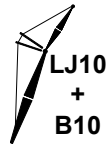
ASME B30.5



m	75°			70°			65°			m
	m	m	kg	m	m	kg	m	m	kg	
21,3										21,3
22,0										22,0
24,0										24,0
26,0										26,0
28,0										28,0
30,0										30,0
32,0										32,0
34,0										34,0
36,0										36,0
38,0										38,0
40,0	62,5	90,1	19 600							40,0
42,0	60,3	89,0	18 100							42,0
44,0	58,1	87,7	16 800							44,0
46,0	55,8	86,4	15 600							46,0
48,0	53,4	84,9	14 600	57,0	86,1	12 800				48,0
50,0	51,0	83,3	13 600	54,7	84,7	11 900				50,0
52,0	48,5	81,6	12 700	52,2	83,1	11 100				52,0
54,0	45,8	79,7	11 800	49,8	81,5	10 300				54,0
56,0	43,1	77,6	11 100	47,2	79,7	9 600	50,9	81,0	8 100	56,0
58,0	40,1	75,3	10 300	44,5	77,7	8 900	48,4	79,2	7 400	58,0
60,0	37,0	72,7	9 700	41,6	75,5	8 300	45,7	77,3	6 800	60,0
62,0	33,6	69,8	9 000	38,6	73,0	7 700	43,0	75,2	6 200	62,0
64,0	29,9	66,4	8 400	35,4	70,3	7 200	40,0	72,9	5 600	64,0
66,0	25,7	62,5	7 900	31,9	67,2	6 600	36,9	70,3	5 100	66,0
68,0	20,7	57,7	7 300	27,9	63,6	6 100	33,5	67,4	4 600	68,0
70,0	14,0	50,9	6 800	23,4	59,3	5 500	29,8	64,0	4 100	70,0
72,0				17,7	53,7	5 000	25,6	60,1	3 600	72,0

MLC300 S-1

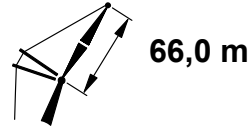
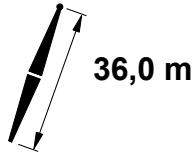
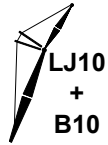
ASME B30.5



m	86°			83°			80°			m
	m	m	kg	m	m	kg	m	m	kg	
22,9	74,8	102,0	48 000							22,9
24,0	73,7	101,6	47 700							24,0
26,0	71,9	101,0	44 100							26,0
28,0	70,1	100,2	39 900							28,0
30,0	68,2	99,4	36 200	70,0	100,0	34 400				30,0
32,0	66,3	98,6	33 000	68,1	99,2	31 300				32,0
34,0	64,4	97,6	30 300	66,2	98,3	28 700	68,0	98,8	27 100	34,0
36,0	62,4	96,6	27 900	64,3	97,4	26 400	66,1	97,9	24 900	36,0
38,0	60,4	95,5	25 800	62,3	96,3	24 400	64,2	97,0	23 000	38,0
40,0	58,4	94,3	23 900	60,3	95,2	22 600	62,2	95,9	21 200	40,0
42,0	56,3	92,9	22 200	58,3	94,0	20 900	60,2	94,8	19 700	42,0
44,0	54,2	91,5	20 700	56,2	92,6	19 500	58,2	93,6	18 300	44,0
46,0	52,0	90,0	19 300	54,1	91,2	18 100	56,1	92,3	17 000	46,0
48,0	49,7	88,3	18 000	51,9	89,7	16 900	53,9	90,8	15 800	48,0
50,0	47,4	86,5	16 900	49,6	88,0	15 800	51,7	89,3	14 800	50,0
52,0	44,9	84,5	15 800	47,3	86,2	14 800	49,5	87,6	13 800	52,0
54,0	42,4	82,4	14 800	44,8	84,2	13 900	47,1	85,7	12 900	54,0
56,0	39,7	80,0	13 900	42,3	82,0	13 000	44,7	83,8	12 100	56,0
58,0	36,9	77,4	13 100	39,6	79,7	12 200	42,1	81,6	11 300	58,0
60,0	33,8	74,5	12 300	36,7	77,0	11 400	39,4	79,2	10 600	60,0
62,0	30,5	71,2	11 500	33,6	74,1	10 700	36,5	76,6	9 900	62,0
64,0	26,8	67,4	10 800	30,3	70,8	10 100	33,4	73,6	9 300	64,0
66,0	22,5	62,9	10 200	26,5	67,0	9 400	30,1	70,3	8 700	66,0
68,0	17,1	57,1	9 600	22,2	62,4	8 800	26,3	66,5	8 100	68,0
70,0	9,0	48,0	8 900	16,8	56,6	8 300	21,9	61,8	7 600	70,0
72,0							16,4	55,8	7 000	72,0
74,0										74,0
76,0										76,0

MLC300 S-1

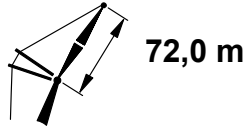
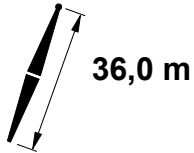
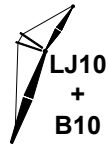
ASME B30.5



m	75°			70°			m
	m	m	kg	m	m	kg	
22,9							22,9
24,0							24,0
26,0							26,0
28,0							28,0
30,0							30,0
32,0							32,0
34,0							34,0
36,0							36,0
38,0							38,0
40,0							40,0
42,0							42,0
44,0	61,3	94,7	16 300				44,0
46,0	59,3	93,5	15 100				46,0
48,0	57,2	92,3	14 000				48,0
50,0	55,1	90,9	13 000				50,0
52,0	53,0	89,4	12 100	56,2	90,6	10 500	52,0
54,0	50,7	87,8	11 300	54,1	89,1	9 800	54,0
56,0	48,4	86,0	10 500	51,9	87,6	9 000	56,0
58,0	46,0	84,1	9 800	49,6	85,9	8 400	58,0
60,0	43,5	82,0	9 200	47,3	84,1	7 700	60,0
62,0	40,9	79,8	8 500	44,8	82,1	7 100	62,0
64,0	38,1	77,3	8 000	42,3	80,0	6 500	64,0
66,0	35,2	74,5	7 400	39,6	77,6	5 900	66,0
68,0	32,0	71,4	6 900	36,7	75,0	5 400	68,0
70,0	28,4	67,9	6 400	33,6	72,0	4 800	70,0
72,0	24,4	63,7	5 800	30,3	68,7	4 400	72,0
74,0	19,6	58,6	5 300	26,5	64,9	3 900	74,0
76,0	13,2	51,5	4 800	22,2	60,4	3 500	76,0

MLC300 S-1

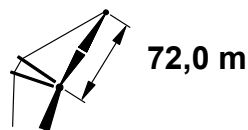
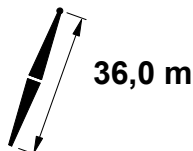
ASME B30.5



m	86°			83°			80°			m
	m	m	kg	m	m	kg	m	m	kg	
24,4	74,8	107,8	39 600							24,4
26,0	73,5	107,3	39 200							26,0
28,0	71,8	106,6	38 400							28,0
30,0	70,1	105,9	35 800							30,0
32,0	68,4	105,1	32 600	70,0	105,6	30 900				32,0
34,0	66,7	104,3	29 900	68,3	104,9	28 300				34,0
36,0	64,9	103,3	27 500	66,6	104,0	26 000				36,0
38,0	63,1	102,3	25 400	64,8	103,1	24 000	66,5	103,6	22 500	38,0
40,0	61,3	101,2	23 500	63,0	102,1	22 200	64,7	102,7	20 800	40,0
42,0	59,5	100,1	21 800	61,2	101,0	20 500	62,9	101,7	19 200	42,0
44,0	57,6	98,8	20 300	59,4	99,8	19 100	61,1	100,6	17 800	44,0
46,0	55,7	97,5	18 900	57,5	98,5	17 700	59,3	99,4	16 600	46,0
48,0	53,7	96,0	17 700	55,6	97,2	16 500	57,4	98,1	15 400	48,0
50,0	51,7	94,5	16 500	53,6	95,7	15 400	55,5	96,8	14 400	50,0
52,0	49,6	92,8	15 400	51,6	94,2	14 400	53,5	95,3	13 400	52,0
54,0	47,5	91,0	14 500	49,5	92,5	13 500	51,5	93,7	12 500	54,0
56,0	45,2	89,0	13 600	47,3	90,6	12 600	49,4	92,0	11 700	56,0
58,0	42,9	86,9	12 700	45,1	88,7	11 800	47,2	90,2	10 900	58,0
60,0	40,5	84,6	11 900	42,8	86,6	11 100	45,0	88,3	10 200	60,0
62,0	37,9	82,1	11 200	40,4	84,3	10 300	42,7	86,1	9 500	62,0
64,0	35,2	79,3	10 500	37,8	81,7	9 700	40,2	83,8	8 900	64,0
66,0	32,3	76,2	9 900	35,1	78,9	9 100	37,6	81,3	8 300	66,0
68,0	29,1	72,8	9 200	32,1	75,9	8 500	34,9	78,5	7 700	68,0
70,0	25,6	68,8	8 700	28,9	72,4	7 900	32,0	75,4	7 200	70,0
72,0	21,5	64,1	8 100	25,4	68,4	7 400	28,7	71,8	6 700	72,0
74,0	16,4	58,0	7 600	21,2	63,6	6 900	25,2	67,8	6 200	74,0
76,0	8,6	48,4	7 100	16,1	57,4	6 400	21,0	62,9	5 800	76,0
78,0							15,7	56,7	5 300	78,0
80,0										80,0

MLC300 S-1

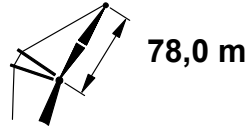
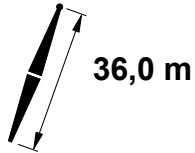
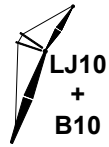
ASME B30.5



m	75°			70°			m
	m	m	kg	m	m	kg	
24,4							24,4
26,0							26,0
28,0							28,0
30,0							30,0
32,0							32,0
34,0							34,0
36,0							36,0
38,0							38,0
40,0							40,0
42,0							42,0
44,0							44,0
46,0	62,1	100,5	14 600				46,0
48,0	60,3	99,3	13 600				48,0
50,0	58,4	98,1	12 600				50,0
52,0	56,5	96,8	11 700				52,0
54,0	54,6	95,4	10 900	57,5	96,5	9 200	54,0
56,0	52,6	93,9	10 100	55,6	95,1	8 400	56,0
58,0	50,5	92,2	9 400	53,6	93,7	7 700	58,0
60,0	48,4	90,5	8 700	51,6	92,1	7 000	60,0
62,0	46,2	88,6	8 100	49,5	90,4	6 400	62,0
64,0	43,9	86,6	7 500	47,3	88,6	5 800	64,0
66,0	41,6	84,3	6 900	45,1	86,6	5 300	66,0
68,0	39,1	81,9	6 400	42,8	84,5	4 700	68,0
70,0	36,4	79,3	5 800	40,4	82,2	4 200	70,0
72,0	33,6	76,4	5 300	37,8	79,7	3 800	72,0
74,0	30,5	73,1	4 800	35,1	76,9	3 300	74,0
76,0	27,2	69,3	4 300				76,0
78,0	23,3	65,0	3 900				78,0
80,0	18,8	59,6	3 400				80,0

MLC300 S-1

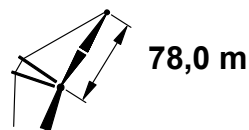
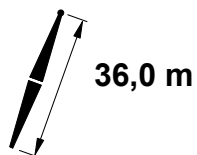
ASME B30.5



m	86°			83°			80°			m
	m	m	kg	m	m	kg	m	m	kg	
25,9	74,9	113,6	32 900							25,9
26,0	74,8	113,5	32 900							26,0
28,0	73,2	112,9	32 400							28,0
30,0	71,7	112,3	31 900							30,0
32,0	70,1	111,6	31 400	71,6	112,0	30 400				32,0
34,0	68,6	110,8	29 500	70,1	111,3	27 800				34,0
36,0	67,0	109,9	27 100	68,5	110,5	25 500				36,0
38,0	65,4	109,0	25 000	66,9	109,7	23 500				38,0
40,0	63,7	108,1	23 100	65,3	108,8	21 700	66,8	109,3	20 300	40,0
42,0	62,1	107,0	21 400	63,6	107,8	20 100	65,2	108,4	18 700	42,0
44,0	60,4	105,9	19 800	62,0	106,7	18 600	63,5	107,4	17 300	44,0
46,0	58,7	104,7	18 500	60,3	105,6	17 300	61,9	106,3	16 100	46,0
48,0	56,9	103,4	17 200	58,6	104,4	16 100	60,2	105,2	14 900	48,0
50,0	55,1	102,0	16 000	56,8	103,1	15 000	58,5	104,0	13 900	50,0
52,0	53,3	100,5	15 000	55,0	101,7	13 900	56,7	102,7	12 900	52,0
54,0	51,4	98,9	14 000	53,2	100,2	13 000	54,9	101,3	12 000	54,0
56,0	49,5	97,2	13 100	51,3	98,6	12 100	53,1	99,8	11 200	56,0
58,0	47,5	95,4	12 300	49,4	96,9	11 300	51,2	98,2	10 400	58,0
60,0	45,5	93,5	11 500	47,4	95,1	10 600	49,3	96,5	9 700	60,0
62,0	43,3	91,4	10 800	45,4	93,2	9 900	47,3	94,7	9 000	62,0
64,0	41,1	89,2	10 100	43,2	91,1	9 200	45,2	92,7	8 400	64,0
66,0	38,8	86,7	9 400	41,0	88,8	8 600	43,1	90,6	7 800	66,0
68,0	36,4	84,1	8 800	38,7	86,4	8 100	40,9	88,4	7 300	68,0
70,0	33,8	81,1	8 300	36,2	83,7	7 500	38,6	85,9	6 700	70,0
72,0	31,0	77,9	7 700	33,6	80,8	7 000	36,1	83,2	6 200	72,0
74,0	27,9	74,3	7 200	30,8	77,5	6 500	33,5	80,3	5 600	74,0
76,0	24,5	70,1	6 700	27,8	73,9	6 000	30,7	77,0	5 100	76,0
78,0	20,6	65,1	6 300	24,3	69,7	5 500	27,6	73,3	4 700	78,0
80,0	15,7	58,8	5 800	20,4	64,6	5 000	24,1	69,1	4 200	80,0
82,0	8,3	48,9	5 300	15,4	58,2	4 600	20,1	64,0	3 700	82,0

MLC300 S-1

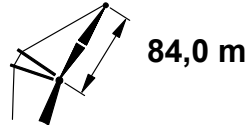
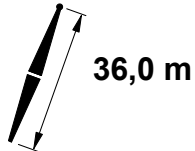
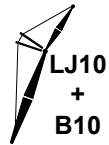
ASME B30.5



m	75°		kg
	m	m	
25,9			
26,0			
28,0			
30,0			
32,0			
34,0			
36,0			
38,0			
40,0			
42,0			
44,0			
46,0			
48,0	62,8	106,2	13 000
50,0	61,1	105,1	12 100
52,0	59,4	103,9	11 200
54,0	57,7	102,7	10 300
56,0	55,9	101,3	9 600
58,0	54,1	99,9	8 900
60,0	52,2	98,4	8 100
62,0	50,3	96,7	7 400
64,0	48,4	95,0	6 800
66,0	46,4	93,1	6 200
68,0	44,3	91,1	5 600
70,0	42,1	88,9	5 100
72,0	39,8	86,5	4 600
74,0	37,5	84,0	4 100
76,0	34,9	81,2	3 600
78,0			
80,0			
82,0			

MLC300 S-1

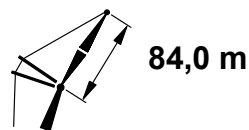
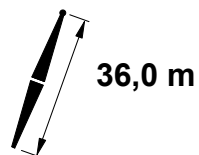
ASME B30.5



m	86°			83°			80°			m
	m	m	kg	m	m	kg	m	m	kg	
27,4	74,9	119,4	27 000							27,4
28,0	74,5	119,2	26 800							28,0
30,0	73,0	118,6	26 400							30,0
32,0	71,6	117,9	26 000							32,0
34,0	70,2	117,2	25 500	71,5	117,7	25 500				34,0
36,0	68,7	116,5	25 100	70,1	117,0	24 800				36,0
38,0	67,2	115,6	24 500	68,6	116,2	23 100				38,0
40,0	65,7	114,7	22 700	67,1	115,4	21 300	68,5	115,8	19 900	40,0
42,0	64,2	113,8	21 000	65,7	114,5	19 700	67,1	115,0	18 300	42,0
44,0	62,7	112,7	19 500	64,1	113,5	18 200	65,6	114,1	16 900	44,0
46,0	61,1	111,6	18 100	62,6	112,5	16 900	64,0	113,1	15 700	46,0
48,0	59,6	110,5	16 800	61,0	111,4	15 700	62,5	112,1	14 500	48,0
50,0	57,9	109,2	15 700	59,5	110,2	14 600	61,0	111,0	13 500	50,0
52,0	56,3	107,9	14 600	57,9	109,0	13 600	59,4	109,8	12 500	52,0
54,0	54,6	106,5	13 600	56,2	107,6	12 600	57,8	108,6	11 600	54,0
56,0	52,9	105,0	12 700	54,6	106,2	11 800	56,1	107,2	10 800	56,0
58,0	51,2	103,4	11 900	52,8	104,7	11 000	54,5	105,8	10 000	58,0
60,0	49,4	101,7	11 100	51,1	103,1	10 200	52,7	104,3	9 300	60,0
62,0	47,6	99,9	10 400	49,3	101,4	9 500	51,0	102,7	8 600	62,0
64,0	45,7	98,0	9 700	47,5	99,6	8 900	49,2	101,0	8 000	64,0
66,0	43,7	95,9	9 100	45,6	97,7	8 300	47,4	99,2	7 400	66,0
68,0	41,7	93,7	8 500	43,6	95,6	7 700	45,5	97,2	6 700	68,0
70,0	39,6	91,3	7 900	41,6	93,4	7 100	43,5	95,2	6 200	70,0
72,0	37,3	88,8	7 400	39,4	91,0	6 600	41,4	92,9	5 600	72,0
74,0	35,0	86,0	6 900	37,2	88,4	6 100	39,3	90,5	5 100	74,0
76,0	32,5	82,9	6 400	34,9	85,6	5 500	37,1	87,9	4 600	76,0
78,0	29,8	79,5	5 900	32,4	82,5	5 000	34,7	85,1	4 100	78,0
80,0	26,9	75,7	5 400	29,7	79,1	4 600	32,2	82,0	3 700	80,0
82,0	23,6	71,4	5 000	26,7	75,3	4 100	29,5	78,6	3 200	82,0
84,0	19,8	66,2	4 500	23,4	70,9	3 700				84,0
86,0	15,1	59,6	4 000							86,0
88,0	8,0	49,3	3 600							88,0

MLC300 S-1

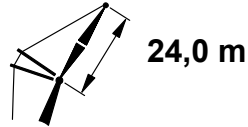
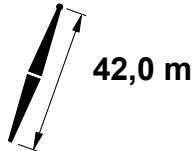
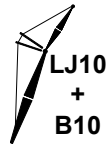
ASME B30.5



m	75°		kg
	m	m	
27,4			
28,0			
30,0			
32,0			
34,0			
36,0			
38,0			
40,0			
42,0			
44,0			
46,0			
48,0			
50,0			
52,0	61,8	110,9	10 700
54,0	60,2	109,7	9 900
56,0	58,6	108,5	9 000
58,0	57,0	107,2	8 200
60,0	55,4	105,9	7 500
62,0	53,7	104,4	6 800
64,0	52,0	102,9	6 200
66,0	50,2	101,2	5 600
68,0	48,4	99,5	5 000
70,0	46,5	97,6	4 500
72,0	44,6	95,6	4 000
74,0	42,6	93,4	3 500
76,0			
78,0			
80,0			
82,0			
84,0			
86,0			
88,0			

MLC300 S-1

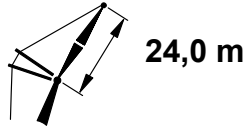
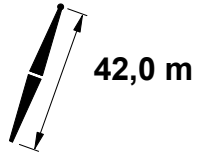
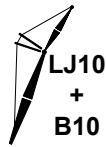
ASME B30.5



m	86°			83°			80°			m
	m	m	kg	m	m	kg	m	m	kg	
12,2	74,9	67,4	129 400 d							12,2
13,0	72,9	67,2	118 700 c							13,0
14,0	70,3	66,8	106 500 c							14,0
15,0	67,7	66,4	96 700 b							15,0
16,0	65,1	65,9	88 600 b							16,0
17,0	62,4	65,3	81 400 b	68,3	66,2	77 800 c				17,0
18,0	59,6	64,7	75 400	65,6	65,7	72 000 b				18,0
19,0	56,7	64,1	70 200	62,9	65,2	67 000 b				19,0
20,0	53,7	63,3	65 500	60,2	64,6	62 500	66,1	65,5	59 500 b	20,0
22,0	47,3	61,5	57 800	54,3	63,2	55 200	60,7	64,4	52 500 b	22,0
24,0	40,1	59,3	51 500	48,0	61,5	49 100	54,9	63,0	46 800	24,0
26,0	31,5	56,3	46 200	40,9	59,3	44 100	48,7	61,3	42 000	26,0
28,0	19,5	51,7	41 800	32,5	56,4	40 000	41,7	59,2	38 100	28,0
30,0				21,1	52,1	36 300	33,4	56,4	34 700	30,0
32,0							22,5	52,3	31 600	32,0
34,0										34,0
36,0										36,0
38,0										38,0
40,0										40,0
42,0										42,0

MLC300 S-1

ASME B30.5

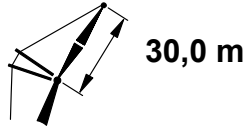
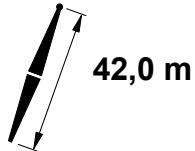
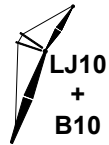


m	75°			70°			65°			m
	m	m	kg	m	m	kg	m	m	kg	
12,2										12,2
13,0										13,0
14,0										14,0
15,0										15,0
16,0										16,0
17,0										17,0
18,0										18,0
19,0										19,0
20,0										20,0
22,0										22,0
24,0										24,0
26,0	59,6	63,3	38 400							26,0
28,0	53,7	61,9	34 800							28,0
30,0	47,3	60,1	31 700							30,0
32,0	40,2	57,8	29 000	52,2	60,3	26 300				32,0
34,0	31,6	54,9	26 600	45,7	58,4	24 100				34,0
36,0	19,6	50,3	24 500	38,3	56,0	22 200	50,4	58,3	19 900	36,0
38,0				29,1	52,8	20 500	43,6	56,3	18 400	38,0
40,0							35,8	53,7	17 000	40,0
42,0							25,8	50,1	15 700	42,0

REFERENCE ONLY

MLC300 S-1

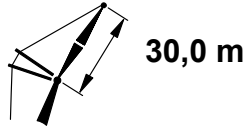
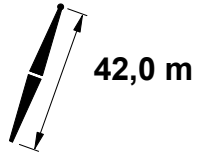
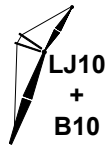
ASME B30.5



m	86°			83°			80°			m
	m	m	kg	m	m	kg	m	m	kg	
13,7	75,0	73,2	109 000 c							13,7
14,0	74,4	73,1	106 200 c							14,0
15,0	72,4	72,8	96 400 b							15,0
16,0	70,4	72,4	88 300 b							16,0
17,0	68,3	72,0	81 200 b							17,0
18,0	66,2	71,6	75 200							18,0
19,0	64,1	71,1	70 000	68,7	71,9	66 600 b				19,0
20,0	61,9	70,5	65 200	66,6	71,4	62 100				20,0
22,0	57,4	69,3	57 600	62,3	70,4	54 800	67,0	71,2	52 000 b	22,0
24,0	52,6	67,8	51 300	57,9	69,2	48 800	62,8	70,2	46 300	24,0
26,0	47,5	66,0	46 100	53,1	67,7	43 900	58,3	69,0	41 600	26,0
28,0	41,9	63,9	41 800	48,1	66,0	39 800	53,6	67,5	37 700	28,0
30,0	35,6	61,2	38 100	42,5	63,9	36 300	48,6	65,8	34 400	30,0
32,0	28,0	57,8	34 900	36,3	61,3	33 200	43,1	63,7	31 500	32,0
34,0	17,3	52,6	32 100	28,9	58,0	30 600	36,9	61,2	29 000	34,0
36,0				18,7	53,0	28 200	29,7	58,0	26 700	36,0
38,0							19,9	53,3	24 700	38,0
40,0										40,0
42,0										42,0
44,0										44,0
46,0										46,0
48,0										48,0

MLC300 S-1

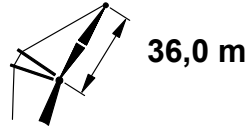
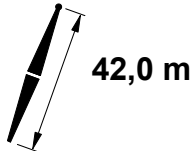
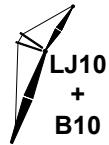
ASME B30.5



m	75°			70°			65°			m
	m	m	kg	m	m	kg	m	m	kg	
13,7										13,7
14,0										14,0
15,0										15,0
16,0										16,0
17,0										17,0
18,0										18,0
19,0										19,0
20,0										20,0
22,0										22,0
24,0										24,0
26,0										26,0
28,0	61,9	69,1	34 300							28,0
30,0	57,4	67,8	31 300							30,0
32,0	52,6	66,3	28 600							32,0
34,0	47,5	64,6	26 300	56,3	66,3	23 600				34,0
36,0	41,9	62,4	24 300	51,4	64,8	21 800				36,0
38,0	35,6	59,8	22 400	46,2	62,9	20 100				38,0
40,0	28,0	56,3	20 800	40,5	60,7	18 600	49,9	62,8	16 500	40,0
42,0	17,3	51,1	19 200	33,9	57,9	17 300	44,6	60,8	15 300	42,0
44,0				25,8	54,2	16 000	38,6	58,4	14 200	44,0
46,0							31,7	55,4	13 200	46,0
48,0							22,9	51,3	12 200	48,0

MLC300 S-1

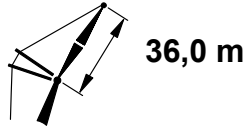
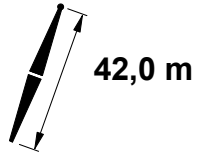
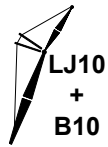
ASME B30.5



m	86°			83°			80°			m
	m	m	kg	m	m	kg	m	m	kg	
16,8	72,5	78,6	82 300 b							16,8
17,0	72,1	78,5	80 900 b							17,0
18,0	70,4	78,1	74 900							18,0
19,0	68,7	77,7	69 700							19,0
20,0	66,9	77,3	65 000	70,7	77,9	61 800				20,0
22,0	63,4	76,3	57 400	67,3	77,1	54 500				22,0
24,0	59,7	75,1	51 100	63,8	76,2	48 500				24,0
26,0	55,9	73,8	45 900	60,1	75,0	43 600	64,1	75,9	41 300	26,0
28,0	51,9	72,3	41 700	56,3	73,7	39 600	60,5	74,8	37 400	28,0
30,0	47,6	70,5	38 000	52,3	72,2	36 100	56,7	73,5	34 100	30,0
32,0	43,0	68,4	34 800	48,1	70,5	33 000	52,7	72,0	31 200	32,0
34,0	38,0	66,0	32 100	43,5	68,4	30 400	48,5	70,3	28 800	34,0
36,0	32,3	63,0	29 700	38,6	66,0	28 100	44,0	68,3	26 600	36,0
38,0	25,4	59,1	27 500	32,9	63,1	26 100	39,1	65,9	24 600	38,0
40,0				26,2	59,4	24 200	33,5	63,0	22 900	40,0
42,0				16,9	53,9	22 500	26,9	59,4	21 300	42,0
44,0							18,1	54,2	19 800	44,0
46,0										46,0
48,0										48,0
50,0										50,0
52,0										52,0
54,0										54,0

MLC300 S-1

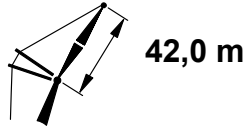
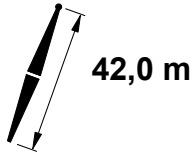
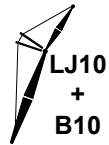
ASME B30.5



m	75°			70°			65°			m
	m	m	kg	m	m	kg	m	m	kg	
16,8										16,8
17,0										17,0
18,0										18,0
19,0										19,0
20,0										20,0
22,0										22,0
24,0										24,0
26,0										26,0
28,0										28,0
30,0										30,0
32,0	59,7	73,7	28 200							32,0
34,0	55,9	72,4	26 000							34,0
36,0	51,9	70,8	24 000							36,0
38,0	47,6	69,1	22 200	55,0	70,8	19 800				38,0
40,0	43,1	67,0	20 600	50,9	69,3	18 300				40,0
42,0	38,0	64,5	19 100	46,6	67,4	17 000				42,0
44,0	32,3	61,5	17 800	41,9	65,3	15 800	49,6	67,3	13 800	44,0
46,0	25,4	57,7	16 600	36,7	62,7	14 700	45,2	65,3	12 800	46,0
48,0	15,7	51,9	15 400	30,8	59,5	13 700	40,4	63,1	11 900	48,0
50,0				23,4	55,4	12 800	35,0	60,4	11 100	50,0
52,0							28,8	57,0	10 300	52,0
54,0							20,7	52,3	9 600	54,0

MLC300 S-1

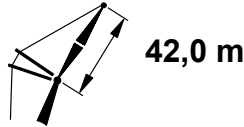
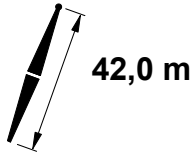
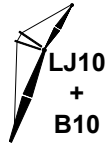
ASME B30.5



	86°			83°			80°			
m	m	m	kg	m	m	kg	m	kg	m	
18,3	72,9	84,4	72 800						18,3	
19,0	71,9	84,1	69 300						19,0	
20,0	70,4	83,8	64 600						20,0	
22,0	67,5	83,0	57 000	70,7	83,6	54 000			22,0	
24,0	64,4	82,0	50 700	67,8	82,8	48 100			24,0	
26,0	61,3	80,9	45 600	64,8	81,9	43 200	68,1	82,5	40 800	
28,0	58,2	79,7	41 300	61,7	80,8	39 100	65,1	81,6	36 900	
30,0	54,8	78,3	37 700	58,5	79,6	35 600	62,0	80,6	33 600	
32,0	51,4	76,8	34 500	55,2	78,2	32 600	58,8	79,4	30 800	
34,0	47,7	75,0	31 800	51,7	76,7	30 000	55,5	78,0	28 300	
36,0	43,8	73,0	29 400	48,1	74,9	27 800	52,1	76,5	26 100	
38,0	39,6	70,6	27 200	44,3	72,9	25 700	48,5	74,8	24 200	
40,0	35,0	67,9	25 300	40,1	70,6	23 900	44,6	72,8	22 500	
42,0	29,7	64,6	23 600	35,5	67,9	22 300	40,5	70,5	20 900	
44,0	23,4	60,4	22 000	30,3	64,7	20 800	36,0	67,9	19 500	
46,0				24,1	60,6	19 400	30,9	64,7	18 200	
48,0				15,6	54,7	18 100	24,8	60,7	17 000	
50,0							16,6	55,1	15 900	
52,0									52,0	
54,0									54,0	
56,0									56,0	
58,0									58,0	
60,0									60,0	

MLC300 S-1

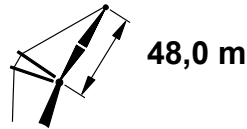
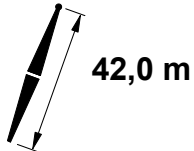
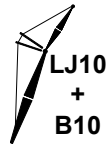
ASME B30.5



m	75°			70°			65°			m
	m	m	kg	m	m	kg	m	m	kg	
18,3										18,3
19,0										19,0
20,0										20,0
22,0										22,0
24,0										24,0
26,0										26,0
28,0										28,0
30,0										30,0
32,0										32,0
34,0	61,4	79,5	25 400							34,0
36,0	58,2	78,3	23 400							36,0
38,0	54,8	76,9	21 600							38,0
40,0	51,4	75,3	20 100	57,4	76,8	17 700				40,0
42,0	47,7	73,5	18 700	54,0	75,3	16 400				42,0
44,0	43,8	71,5	17 400	50,5	73,7	15 300				44,0
46,0	39,7	69,2	16 200	46,8	71,9	14 200	53,0	73,4	12 300	46,0
48,0	35,0	66,4	15 100	42,9	69,8	13 200	49,4	71,7	11 400	48,0
50,0	29,8	63,1	14 100	38,6	67,4	12 300	45,7	69,8	10 600	50,0
52,0	23,4	58,9	13 200	33,8	64,5	11 500	41,6	67,7	9 800	52,0
54,0	14,5	52,7	12 300	28,4	61,1	10 700	37,2	65,1	9 100	54,0
56,0				21,6	56,5	10 000	32,3	62,1	8 500	56,0
58,0							26,5	58,4	7 900	58,0
60,0							19,1	53,3	7 300	60,0

MLC300 S-1

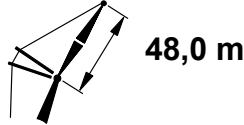
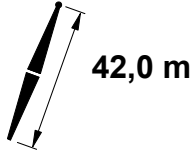
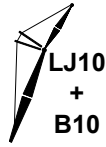
ASME B30.5



m	86°			83°			80°			m
	m	m	kg	m	kg	m	kg	m		
19,8	73,2	90,2	64 900						19,8	
20,0	73,0	90,1	64 100						20,0	
22,0	70,4	89,4	56 500						22,0	
24,0	67,9	88,6	50 200						24,0	
26,0	65,2	87,7	45 100	68,1	88,5	42 600			26,0	
28,0	62,5	86,7	40 800	65,5	87,6	38 600			28,0	
30,0	59,8	85,5	37 200	62,8	86,6	35 100	65,8	87,3	33 000	
32,0	57,0	84,3	34 000	60,1	85,4	32 100	63,1	86,3	30 200	
34,0	54,0	82,8	31 300	57,3	84,2	29 500	60,4	85,2	27 700	
36,0	51,0	81,2	28 900	54,3	82,7	27 200	57,5	83,9	25 600	
38,0	47,8	79,5	26 800	51,3	81,2	25 200	54,6	82,5	23 600	
40,0	44,4	77,5	24 900	48,1	79,4	23 400	51,6	81,0	21 900	
42,0	40,8	75,2	23 200	44,8	77,4	21 800	48,4	79,2	20 400	
44,0	36,9	72,6	21 600	41,2	75,2	20 300	45,1	77,3	19 000	
46,0	32,6	69,6	20 200	37,3	72,7	19 000	41,6	75,1	17 700	
48,0	27,7	66,1	19 000	33,1	69,7	17 800	37,7	72,6	16 600	
50,0	21,8	61,5	17 800	28,3	66,2	16 600	33,5	69,7	15 500	
52,0				22,5	61,8	15 600	28,8	66,2	14 500	
54,0				14,5	55,5	14 600	23,1	61,9	13 600	
56,0							15,5	55,9	12 700	
58,0									58,0	
60,0									60,0	
62,0									62,0	
64,0									64,0	
66,0									66,0	

MLC300 S-1

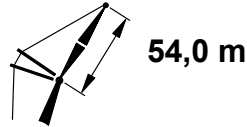
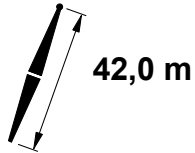
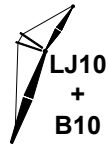
ASME B30.5



m	75°			70°			65°			m
	m	m	kg	m	m	kg	m	m	kg	
19,8										19,8
20,0										20,0
22,0										22,0
24,0										24,0
26,0										26,0
28,0										28,0
30,0										30,0
32,0										32,0
34,0										34,0
36,0	62,6	85,2	22 800							36,0
38,0	59,8	84,1	21 000							38,0
40,0	57,0	82,8	19 500							40,0
42,0	54,0	81,4	18 100							42,0
44,0	51,0	79,8	16 800	56,3	81,3	14 600				44,0
46,0	47,8	78,0	15 600	53,3	79,8	13 600				46,0
48,0	44,4	76,0	14 600	50,2	78,2	12 600				48,0
50,0	40,8	73,8	13 600	47,0	76,4	11 700				50,0
52,0	36,9	71,2	12 700	43,6	74,3	10 900	49,3	76,2	9 200	52,0
54,0	32,6	68,2	11 900	39,9	72,0	10 200	46,0	74,3	8 500	54,0
56,0	27,7	64,6	11 100	35,9	69,3	9 500	42,5	72,2	7 800	56,0
58,0	21,8	60,1	10 400	31,5	66,2	8 800	38,8	69,8	7 100	58,0
60,0	13,5	53,4	9 600	26,4	62,5	8 200	34,7	67,0	6 500	60,0
62,0				20,1	57,6	7 600	30,1	63,7	5 900	62,0
64,0				10,4	49,7	7 000	24,7	59,7	5 400	64,0
66,0							17,8	54,3	4 800	66,0

MLC300 S-1

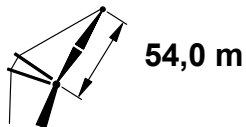
ASME B30.5



m	86°			83°			80°			m
	m	m	kg	m	m	kg	m	m	kg	
21,3	73,4	96,0	58 300							21,3
22,0	72,7	95,8	56 000							22,0
24,0	70,4	95,1	49 800							24,0
26,0	68,2	94,3	44 600	70,7	94,9	42 100				26,0
28,0	65,8	93,4	40 400	68,4	94,1	38 100				28,0
30,0	63,5	92,4	36 700	66,1	93,3	34 600				30,0
32,0	61,1	91,3	33 600	63,7	92,3	31 600	66,3	93,0	29 600	32,0
34,0	58,6	90,1	30 900	61,3	91,2	29 000	64,0	92,0	27 200	34,0
36,0	56,0	88,8	28 500	58,8	90,0	26 800	61,5	91,0	25 000	36,0
38,0	53,4	87,3	26 400	56,3	88,7	24 700	59,1	89,8	23 100	38,0
40,0	50,7	85,7	24 500	53,7	87,3	23 000	56,5	88,5	21 400	40,0
42,0	47,8	83,9	22 800	51,0	85,7	21 300	53,9	87,0	19 900	42,0
44,0	44,9	82,0	21 300	48,1	83,9	19 900	51,2	85,5	18 500	44,0
46,0	41,7	79,8	19 900	45,2	81,9	18 600	48,4	83,7	17 300	46,0
48,0	38,3	77,3	18 600	42,0	79,8	17 400	45,5	81,8	16 100	48,0
50,0	34,7	74,5	17 400	38,7	77,3	16 300	42,4	79,6	15 100	50,0
52,0	30,7	71,3	16 400	35,1	74,6	15 200	39,0	77,2	14 100	52,0
54,0	26,1	67,5	15 400	31,1	71,4	14 300	35,5	74,5	13 200	54,0
56,0	20,5	62,6	14 400	26,6	67,6	13 400	31,5	71,4	12 400	56,0
58,0				21,1	62,9	12 600	27,1	67,7	11 600	58,0
60,0				13,7	56,2	11 800	21,7	63,1	10 800	60,0
62,0							14,6	56,6	10 100	62,0
64,0										64,0
66,0										66,0
68,0										68,0
70,0										70,0

MLC300 S-1

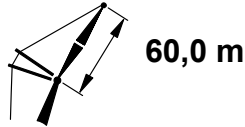
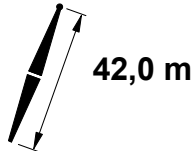
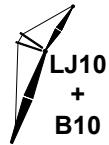
ASME B30.5



m	75°			70°			65°			m
	m	m	kg	m	m	kg	m	m	kg	
21,3										21,3
22,0										22,0
24,0										24,0
26,0										26,0
28,0										28,0
30,0										30,0
32,0										32,0
34,0										34,0
36,0										36,0
38,0										38,0
40,0	61,1	89,9	18 900							40,0
42,0	58,6	88,7	17 500							42,0
44,0	56,0	87,3	16 200							44,0
46,0	53,4	85,9	15 100	58,0	87,2	13 000				46,0
48,0	50,7	84,3	14 100	55,4	85,8	12 000				48,0
50,0	47,8	82,5	13 100	52,8	84,3	11 200				50,0
52,0	44,9	80,5	12 200	50,0	82,7	10 400				52,0
54,0	41,7	78,3	11 400	47,1	80,9	9 600	51,9	82,4	7 600	54,0
56,0	38,4	75,9	10 700	44,1	78,8	9 000	49,2	80,7	6 900	56,0
58,0	34,7	73,1	9 900	40,9	76,6	8 300	46,3	78,8	6 300	58,0
60,0	30,7	69,9	9 300	37,5	74,1	7 700	43,2	76,7	5 700	60,0
62,0	26,1	66,0	8 700	33,8	71,2	7 100	39,9	74,4	5 200	62,0
64,0	20,5	61,2	8 100	29,6	67,8	6 500	36,4	71,8	4 600	64,0
66,0	12,7	54,0	7 500	24,9	63,8	5 900	32,6	68,8	4 100	66,0
68,0				18,9	58,6	5 400	28,3	65,2	3 700	68,0
70,0				9,8	50,2	4 800	23,2	60,9	3 200	70,0

MLC300 S-1

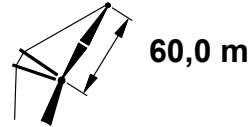
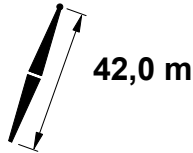
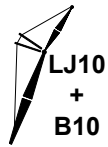
ASME B30.5



m	86°			83°			80°			m
	m	m	kg	m	m	kg	m	m	kg	
22,9	73,6	101,8	52 800							22,9
24,0	72,5	101,5	49 500							24,0
26,0	70,4	100,8	44 300							26,0
28,0	68,4	100,0	40 100	70,7	100,6	37 700				28,0
30,0	66,3	99,1	36 400	68,6	99,8	34 300				30,0
32,0	64,2	98,1	33 300	66,5	99,0	31 300	68,8	99,5	29 200	32,0
34,0	62,0	97,1	30 600	64,4	98,0	28 700	66,7	98,7	26 800	34,0
36,0	59,8	95,9	28 200	62,3	97,0	26 400	64,6	97,7	24 700	36,0
38,0	57,6	94,7	26 100	60,1	95,8	24 400	62,5	96,7	22 700	38,0
40,0	55,3	93,3	24 200	57,8	94,6	22 600	60,3	95,6	21 100	40,0
42,0	52,9	91,8	22 500	55,5	93,2	21 000	58,0	94,4	19 500	42,0
44,0	50,4	90,2	21 000	53,1	91,8	19 600	55,7	93,0	18 200	44,0
46,0	47,9	88,4	19 600	50,7	90,1	18 200	53,4	91,5	16 900	46,0
48,0	45,2	86,5	18 300	48,1	88,4	17 000	50,9	89,9	15 800	48,0
50,0	42,4	84,3	17 200	45,5	86,4	15 900	48,4	88,2	14 700	50,0
52,0	39,4	82,0	16 100	42,7	84,3	14 900	45,8	86,3	13 800	52,0
54,0	36,3	79,3	15 100	39,8	82,0	14 000	43,0	84,2	12 900	54,0
56,0	32,8	76,3	14 200	36,6	79,3	13 100	40,1	81,8	12 100	56,0
58,0	29,0	72,9	13 400	33,2	76,4	12 300	36,9	79,3	11 300	58,0
60,0	24,7	68,8	12 600	29,4	73,0	11 600	33,6	76,3	10 600	60,0
62,0	19,4	63,6	11 800	25,2	69,0	10 900	29,8	73,0	9 900	62,0
64,0	11,9	56,1	11 100	20,0	64,0	10 200	25,6	69,0	9 300	64,0
66,0				12,9	56,8	9 500	20,6	64,2	8 700	66,0
68,0							13,8	57,4	8 100	68,0
70,0										70,0
72,0										72,0
74,0										74,0

MLC300 S-1

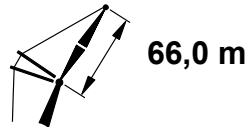
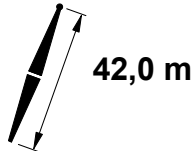
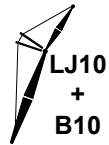
ASME B30.5



m	75°			70°			m
	m	m	kg	m	m	kg	
22,9							22,9
24,0							24,0
26,0							26,0
28,0							28,0
30,0							30,0
32,0							32,0
34,0							34,0
36,0							36,0
38,0							38,0
40,0							40,0
42,0	62,1	95,6	17 100				42,0
44,0	59,9	94,5	15 800				44,0
46,0	57,6	93,2	14 700				46,0
48,0	55,3	91,9	13 700				48,0
50,0	52,9	90,4	12 700	57,0	91,8	10 800	50,0
52,0	50,4	88,8	11 900	54,7	90,4	10 000	52,0
54,0	47,9	87,0	11 100	52,3	88,8	9 200	54,0
56,0	45,2	85,0	10 300	49,8	87,2	8 500	56,0
58,0	42,4	82,9	9 600	47,3	85,3	7 800	58,0
60,0	39,5	80,5	9 000	44,6	83,4	7 100	60,0
62,0	36,3	77,9	8 400	41,7	81,2	6 500	62,0
64,0	32,8	74,9	7 800	38,7	78,7	6 000	64,0
66,0	29,0	71,4	7 200	35,5	76,0	5 400	66,0
68,0	24,7	67,3	6 700	32,0	72,9	4 900	68,0
70,0	19,4	62,2	6 200	28,1	69,3	4 400	70,0
72,0				23,5	65,0	3 900	72,0
74,0				17,9	59,5	3 500	74,0

MLC300 S-1

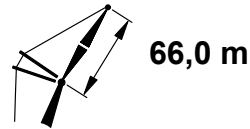
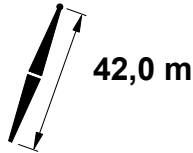
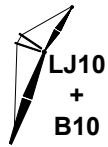
ASME B30.5



m	86°			83°			80°			m
	m	m	kg	m	m	kg	m	m	kg	
24,4	73,8	107,6	44 900							24,4
26,0	72,3	107,1	43 800							26,0
28,0	70,4	106,4	39 600							28,0
30,0	68,6	105,6	36 000	70,6	106,2	33 700				30,0
32,0	66,7	104,8	32 800	68,8	105,4	30 800				32,0
34,0	64,8	103,8	30 100	66,9	104,6	28 200				34,0
36,0	62,8	102,8	27 700	65,0	103,7	25 900	67,1	104,3	24 100	36,0
38,0	60,9	101,7	25 600	63,0	102,7	23 900	65,2	103,4	22 200	38,0
40,0	58,8	100,5	23 700	61,1	101,6	22 100	63,2	102,4	20 500	40,0
42,0	56,8	99,2	22 100	59,0	100,4	20 500	61,3	101,3	19 000	42,0
44,0	54,6	97,8	20 500	57,0	99,1	19 100	59,2	100,1	17 600	44,0
46,0	52,5	96,3	19 100	54,9	97,7	17 800	57,2	98,9	16 400	46,0
48,0	50,2	94,6	17 900	52,7	96,2	16 600	55,1	97,5	15 300	48,0
50,0	47,9	92,9	16 700	50,4	94,6	15 500	52,9	96,0	14 200	50,0
52,0	45,5	90,9	15 700	48,1	92,8	14 500	50,7	94,4	13 300	52,0
54,0	42,9	88,8	14 700	45,7	90,9	13 600	48,4	92,6	12 400	54,0
56,0	40,3	86,5	13 800	43,2	88,8	12 700	46,0	90,7	11 600	56,0
58,0	37,5	84,0	12 900	40,6	86,5	11 900	43,5	88,6	10 800	58,0
60,0	34,5	81,1	12 200	37,8	84,0	11 100	40,8	86,4	10 100	60,0
62,0	31,2	77,9	11 400	34,8	81,2	10 500	38,1	83,9	9 500	62,0
64,0	27,6	74,3	10 700	31,6	78,0	9 800	35,1	81,1	8 800	64,0
66,0	23,4	69,9	10 100	28,0	74,4	9 200	31,9	78,0	8 300	66,0
68,0	18,4	64,5	9 500	23,9	70,2	8 600	28,3	74,4	7 700	68,0
70,0	11,2	56,5	8 800	19,0	64,9	8 000	24,3	70,3	7 200	70,0
72,0				12,2	57,3	7 500	19,5	65,1	6 700	72,0
74,0							13,0	57,9	6 200	74,0
76,0										76,0

MLC300 S-1

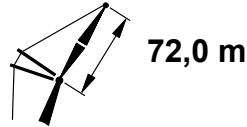
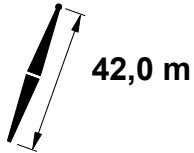
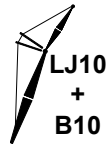
ASME B30.5



m	75°			70°			m
	m	m	kg	m	m	kg	
24,4							24,4
26,0							26,0
28,0							28,0
30,0							30,0
32,0							32,0
34,0							34,0
36,0							36,0
38,0							38,0
40,0							40,0
42,0							42,0
44,0							44,0
46,0	60,9	100,2	14 100				46,0
48,0	58,8	99,0	13 100				48,0
50,0	56,8	97,8	12 200				50,0
52,0	54,6	96,4	11 300	58,3	97,6	9 200	52,0
54,0	52,5	94,8	10 500	56,3	96,3	8 400	54,0
56,0	50,2	93,2	9 800	54,1	94,8	7 600	56,0
58,0	47,9	91,4	9 100	51,9	93,3	7 000	58,0
60,0	45,5	89,5	8 400	49,7	91,6	6 300	60,0
62,0	43,0	87,4	7 800	47,3	89,8	5 700	62,0
64,0	40,3	85,1	7 200	44,9	87,8	5 200	64,0
66,0	37,5	82,5	6 600	42,3	85,7	4 700	66,0
68,0	34,5	79,7	6 000	39,6	83,3	4 200	68,0
70,0	31,2	76,5	5 500	36,8	80,7	3 700	70,0
72,0	27,6	72,8	5 000				72,0
74,0	23,4	68,5	4 500				74,0
76,0	18,4	63,0	4 000				76,0

MLC300 S-1

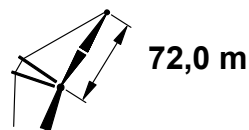
ASME B30.5



m	86°			83°			80°			m
	m	m	kg	m	m	kg	m	m	kg	
25,9	73,9	113,4	37 300							25,9
26,0	73,8	113,4	37 200							26,0
28,0	72,1	112,8	36 900							28,0
30,0	70,5	112,0	35 300							30,0
32,0	68,8	111,3	32 400	70,6	111,9	30 300				32,0
34,0	67,0	110,4	29 700	68,9	111,1	27 800				34,0
36,0	65,3	109,5	27 300	67,2	110,3	25 500				36,0
38,0	63,5	108,5	25 200	65,5	109,4	23 500	67,4	110,0	21 800	38,0
40,0	61,7	107,5	23 300	63,7	108,4	21 700	65,6	109,1	20 100	40,0
42,0	59,9	106,3	21 700	61,9	107,3	20 100	63,9	108,1	18 600	42,0
44,0	58,0	105,1	20 100	60,1	106,2	18 700	62,1	107,1	17 200	44,0
46,0	56,1	103,7	18 800	58,2	105,0	17 400	60,2	106,0	16 000	46,0
48,0	54,1	102,3	17 500	56,3	103,6	16 200	58,4	104,7	14 800	48,0
50,0	52,1	100,8	16 400	54,3	102,2	15 100	56,5	103,4	13 800	50,0
52,0	50,0	99,1	15 300	52,3	100,7	14 100	54,5	102,0	12 900	52,0
54,0	47,9	97,3	14 300	50,3	99,1	13 200	52,5	100,5	12 000	54,0
56,0	45,7	95,4	13 400	48,1	97,3	12 300	50,5	98,9	11 200	56,0
58,0	43,4	93,3	12 600	45,9	95,4	11 500	48,3	97,1	10 400	58,0
60,0	41,0	91,1	11 800	43,7	93,3	10 800	46,2	95,2	9 700	60,0
62,0	38,5	88,6	11 100	41,3	91,1	10 100	43,9	93,2	9 100	62,0
64,0	35,8	85,9	10 400	38,8	88,6	9 400	41,5	90,9	8 500	64,0
66,0	32,9	82,9	9 800	36,1	86,0	8 800	39,0	88,5	7 900	66,0
68,0	29,8	79,5	9 100	33,2	83,0	8 200	36,4	85,9	7 300	68,0
70,0	26,4	75,7	8 600	30,2	79,7	7 700	33,5	82,9	6 800	70,0
72,0	22,4	71,1	8 000	26,7	75,9	7 200	30,5	79,6	6 300	72,0
74,0	17,6	65,4	7 500	22,8	71,4	6 700	27,1	75,9	5 700	74,0
76,0	10,7	57,1	7 000	18,1	65,8	6 200	23,2	71,5	5 200	76,0
78,0				11,7	57,9	5 700	18,6	66,1	4 800	78,0
80,0							12,4	58,5	4 300	80,0

MLC300 S-1

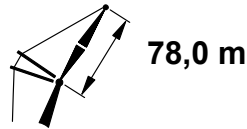
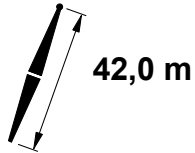
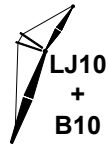
ASME B30.5



		75°	
m		m	kg
25,9			
26,0			
28,0			
30,0			
32,0			
34,0			
36,0			
38,0			
40,0			
42,0			
44,0			
46,0	63,5	107,1	13 700
48,0	61,7	106,0	12 700
50,0	59,9	104,9	11 700
52,0	58,0	103,6	10 900
54,0	56,1	102,3	10 100
56,0	54,1	100,9	9 300
58,0	52,1	99,3	8 500
60,0	50,1	97,7	7 800
62,0	47,9	95,9	7 200
64,0	45,7	94,0	6 600
66,0	43,4	91,9	6 000
68,0	41,0	89,6	5 400
70,0	38,5	87,2	4 900
72,0	35,8	84,5	4 400
74,0	32,9	81,5	4 000
76,0	29,8	78,1	3 500
78,0			
80,0			

MLC300 S-1

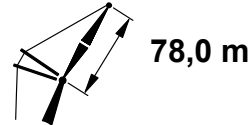
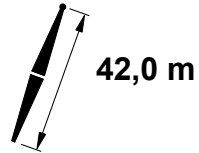
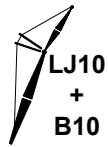
ASME B30.5



m	86°			83°			80°			m
	m	m	kg	m	m	kg	m	m	kg	
27,4	74,0	119,2	31 100							27,4
28,0	73,6	119,1	31 000							28,0
30,0	72,0	118,4	30 600							30,0
32,0	70,5	117,7	30 200							32,0
34,0	68,9	116,9	29 200	70,6	117,5	27 300				34,0
36,0	67,3	116,1	26 900	69,1	116,8	25 000				36,0
38,0	65,7	115,2	24 700	67,5	116,0	23 000				38,0
40,0	64,1	114,3	22 900	65,9	115,1	21 200	67,6	115,7	19 600	40,0
42,0	62,4	113,2	21 200	64,2	114,1	19 600	66,0	114,8	18 000	42,0
44,0	60,7	112,1	19 700	62,6	113,1	18 200	64,4	113,8	16 700	44,0
46,0	59,0	110,9	18 300	60,9	112,0	16 900	62,7	112,8	15 400	46,0
48,0	57,3	109,6	17 000	59,2	110,8	15 700	61,1	111,7	14 300	48,0
50,0	55,5	108,3	15 900	57,5	109,5	14 600	59,4	110,6	13 300	50,0
52,0	53,7	106,8	14 800	55,7	108,2	13 600	57,6	109,3	12 300	52,0
54,0	51,8	105,3	13 900	53,9	106,7	12 700	55,9	108,0	11 500	54,0
56,0	49,9	103,6	13 000	52,0	105,2	11 800	54,0	106,5	10 700	56,0
58,0	47,9	101,8	12 100	50,1	103,5	11 000	52,2	105,0	9 900	58,0
60,0	45,9	99,9	11 400	48,1	101,8	10 300	50,3	103,3	9 200	60,0
62,0	43,8	97,9	10 600	46,1	99,9	9 600	48,3	101,6	8 600	62,0
64,0	41,6	95,6	10 000	44,0	97,8	9 000	46,3	99,7	7 900	64,0
66,0	39,3	93,2	9 300	41,8	95,6	8 400	44,2	97,7	7 300	66,0
68,0	36,9	90,6	8 700	39,6	93,3	7 800	42,1	95,5	6 700	68,0
70,0	34,3	87,8	8 200	37,2	90,7	7 300	39,8	93,1	6 100	70,0
72,0	31,6	84,6	7 600	34,6	87,8	6 700	37,4	90,6	5 600	72,0
74,0	28,6	81,1	7 100	31,9	84,7	6 200	34,9	87,8	5 100	74,0
76,0	25,3	77,0	6 600	28,9	81,2	5 700	32,2	84,7	4 600	76,0
78,0	21,5	72,3	6 200	25,7	77,2	5 200	29,2	81,2	4 100	78,0
80,0	16,9	66,3	5 700	21,9	72,6	4 700	26,0	77,3	3 700	80,0
82,0	10,3	57,6	5 200	17,4	66,8	4 200	22,3	72,7	3 200	82,0

MLC300 S-1

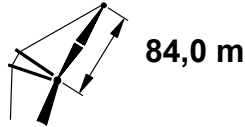
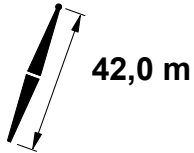
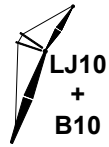
ASME B30.5



m	75°		kg
	m	m	
27,4			
28,0			
30,0			
32,0			
34,0			
36,0			
38,0			
40,0			
42,0			
44,0			
46,0			
48,0			
50,0	62,4	111,8	11 100
52,0	60,7	110,6	10 100
54,0	59,0	109,5	9 300
56,0	57,3	108,2	8 500
58,0	55,5	106,8	7 700
60,0	53,7	105,4	7 000
62,0	51,8	103,8	6 400
64,0	49,9	102,1	5 800
66,0	47,9	100,4	5 200
68,0	45,9	98,5	4 700
70,0	43,8	96,4	4 200
72,0	41,6	94,2	3 700
74,0			
76,0			
78,0			
80,0			
82,0			

MLC300 S-1

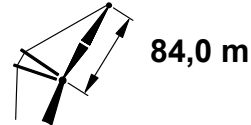
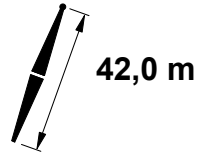
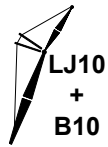
ASME B30.5



m	86°			83°			80°			m
	m	m	kg	m	kg	m	kg	m		
29,0	74,1	125,0	25 700						29,0	
30,0	73,3	124,7	25 500						30,0	
32,0	71,9	124,1	25 100						32,0	
34,0	70,5	123,4	24 700						34,0	
36,0	69,0	122,6	24 300	70,6	123,2	24 200			36,0	
38,0	67,5	121,8	24 000	69,2	122,4	22 600			38,0	
40,0	66,0	120,9	22 500	67,7	121,6	20 800			40,0	
42,0	64,5	120,0	20 800	66,2	120,8	19 200	67,8	121,4	17 600	42,0
44,0	63,0	119,0	19 300	64,7	119,8	17 800	66,3	120,5	16 300	44,0
46,0	61,5	117,9	17 900	63,2	118,8	16 500	64,8	119,6	15 000	46,0
48,0	59,9	116,7	16 700	61,6	117,7	15 300	63,3	118,6	13 900	48,0
50,0	58,3	115,5	15 500	60,0	116,6	14 200	61,8	117,5	12 900	50,0
52,0	56,7	114,2	14 500	58,5	115,4	13 200	60,2	116,4	11 900	52,0
54,0	55,0	112,8	13 500	56,8	114,1	12 300	58,6	115,1	11 100	54,0
56,0	53,3	111,3	12 600	55,2	112,7	11 400	57,0	113,9	10 300	56,0
58,0	51,6	109,8	11 800	53,5	111,2	10 600	55,3	112,5	9 500	58,0
60,0	49,8	108,1	11 000	51,7	109,7	9 900	53,6	111,0	8 700	60,0
62,0	48,0	106,3	10 300	50,0	108,0	9 200	51,9	109,5	8 000	62,0
64,0	46,1	104,4	9 600	48,2	106,2	8 600	50,1	107,8	7 300	64,0
66,0	44,1	102,4	9 000	46,3	104,4	8 000	48,3	106,1	6 700	66,0
68,0	42,1	100,2	8 400	44,3	102,3	7 400	46,5	104,2	6 100	68,0
70,0	40,0	97,8	7 800	42,3	100,2	6 800	44,5	102,2	5 500	70,0
72,0	37,8	95,3	7 300	40,2	97,8	6 200	42,5	100,0	5 000	72,0
74,0	35,5	92,6	6 800	38,0	95,3	5 600	40,4	97,7	4 500	74,0
76,0	33,0	89,6	6 300	35,7	92,6	5 100	38,3	95,2	4 000	76,0
78,0	30,4	86,2	5 700	33,3	89,6	4 700	36,0	92,5	3 600	78,0
80,0	27,5	82,5	5 200	30,7	86,4	4 200				80,0
82,0	24,3	78,3	4 800	27,8	82,7	3 700				82,0
84,0	20,7	73,4	4 300							84,0
86,0	16,2	67,1	3 900							86,0
88,0	9,9	58,1	3 400							88,0

MLC300 S-1

ASME B30.5

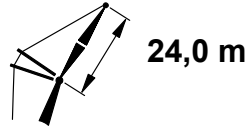
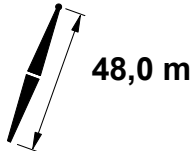
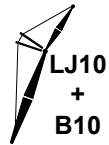


	75°		
m	m	m	kg
29,0			
30,0			
32,0			
34,0			
36,0			
38,0			
40,0			
42,0			
44,0			
46,0			
48,0			
50,0			
52,0	63,0	117,5	9 500
54,0	61,5	116,4	8 600
56,0	59,9	115,3	7 800
58,0	58,3	114,0	7 100
60,0	56,7	112,7	6 400
62,0	55,0	111,3	5 800
64,0	53,3	109,9	5 200
66,0	51,6	108,3	4 600
68,0	49,8	106,6	4 100
70,0	48,0	104,8	3 600
72,0			
74,0			
76,0			
78,0			
80,0			
82,0			
84,0			
86,0			
88,0			

REFERENCE ONLY!

MLC300 S-1

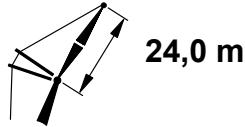
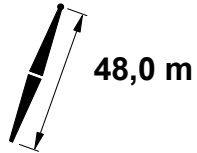
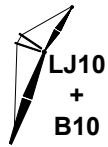
ASME B30.5



	86°			83°			80°			
m	m	m	kg	m	m	kg	m	kg	m	
13,7	72,1	73,0	108 700 c						13,7	
14,0	71,4	72,9	106 000 c						14,0	
15,0	68,8	72,5	96 200 c						15,0	
16,0	66,2	72,1	88 200 c						16,0	
17,0	63,5	71,6	81 000 b	70,2	72,5	76 700 c			17,0	
18,0	60,7	71,0	75 100	67,6	72,0	71 000 b			18,0	
19,0	57,9	70,3	69 900	64,9	71,6	66 100 b			19,0	
20,0	55,0	69,6	65 200	62,2	71,0	61 600 b			20,0	
22,0	48,7	67,9	57 500	56,5	69,7	54 400	63,6	70,9	51 200 b	22,0
24,0	41,7	65,8	51 200	50,4	68,1	48 400	58,0	69,7	45 600	24,0
26,0	33,5	63,0	46 000	43,6	66,1	43 500	52,0	68,2	41 000	26,0
28,0	22,6	58,9	41 600	35,8	63,5	39 400	45,4	66,3	37 100	28,0
30,0				25,9	59,9	35 900	37,9	63,9	33 800	30,0
32,0				5,8	51,8	32 600	28,7	60,6	30 900	32,0
34,0										34,0
36,0										36,0
38,0										38,0
40,0										40,0
42,0										42,0
44,0										44,0

MLC300 S-1

ASME B30.5

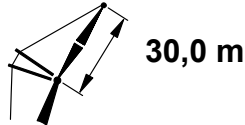
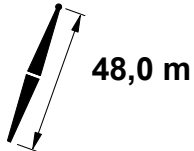
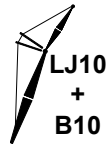


m	75°			70°			65°			m
	m	m	kg	m	m	kg	m	m	kg	
13,7										13,7
14,0										14,0
15,0										15,0
16,0										16,0
17,0										17,0
18,0										18,0
19,0										19,0
20,0										20,0
22,0										22,0
24,0										24,0
26,0										26,0
28,0	58,3	68,8	33 300 b							28,0
30,0	52,4	67,3	30 300							30,0
32,0	45,8	65,4	27 700	58,4	67,5	24 500				32,0
34,0	38,4	63,1	25 400	52,4	66,0	22 500				34,0
36,0	29,3	59,8	23 400	45,9	64,1	20 700				36,0
38,0	15,6	54,5	21 500	38,5	61,8	19 100				38,0
40,0				29,4	58,5	17 600	45,5	62,3	15 200	40,0
42,0				15,8	53,2	16 200	38,0	59,9	14 100	42,0
44,0							28,8	56,6	13 000	44,0

REFERENCE ONLY

MLC300 S-1

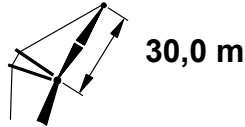
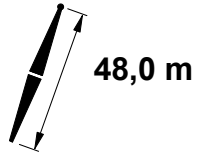
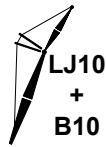
ASME B30.5



m	86°			83°			80°			m
	o	m	kg	o	m	kg	o	m	kg	
15,2	72,8	78,9	93 500 c							15,2
16,0	71,2	78,6	87 900 c							16,0
17,0	69,2	78,2	80 700 b							17,0
18,0	67,1	77,8	74 800							18,0
19,0	65,0	77,3	69 600	70,2	78,1	65 700 b				19,0
20,0	62,8	76,8	64 900	68,2	77,7	61 200 b				20,0
22,0	58,3	75,6	57 300	63,9	76,8	54 000				22,0
24,0	53,6	74,1	51 000	59,5	75,6	48 100	65,0	76,6	45 200	24,0
26,0	48,6	72,4	45 900	54,9	74,2	43 200	60,7	75,5	40 600	26,0
28,0	43,1	70,4	41 600	50,0	72,6	39 200	56,1	74,2	36 800	28,0
30,0	37,0	67,8	37 900	44,6	70,7	35 700	51,2	72,6	33 500	30,0
32,0	29,7	64,6	34 700	38,7	68,3	32 700	46,0	70,8	30 600	32,0
34,0	20,0	59,9	31 900	31,8	65,3	30 100	40,2	68,5	28 200	34,0
36,0				23,0	61,1	27 700	33,6	65,7	26 000	36,0
38,0							25,5	61,9	24 000	38,0
40,0										40,0
42,0										42,0
44,0										44,0
46,0										46,0
48,0										48,0
50,0										50,0

MLC300 S-1

ASME B30.5

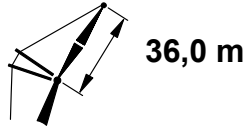
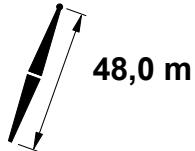
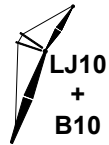


m	75°			70°			65°			m
	m	m	kg	m	m	kg	m	m	kg	
15,2										15,2
16,0										16,0
17,0										17,0
18,0										18,0
19,0										19,0
20,0										20,0
22,0										22,0
24,0										24,0
26,0										26,0
28,0										28,0
30,0	60,9	74,6	29 800							30,0
32,0	56,4	73,3	27 200							32,0
34,0	51,5	71,8	25 000							34,0
36,0	46,3	69,9	23 100	56,4	72,0	20 100				36,0
38,0	40,6	67,7	21 300	51,6	70,5	18 600				38,0
40,0	34,0	64,9	19 800	46,4	68,6	17 200				40,0
42,0	26,0	61,2	18 300	40,6	66,4	15 900	51,3	68,7	13 500	42,0
44,0	13,8	55,1	16 900	34,1	63,6	14 800	46,1	66,8	12 500	44,0
46,0				26,1	59,9	13 700	40,3	64,6	11 600	46,0
48,0							33,7	61,8	10 800	48,0
50,0							25,5	58,0	9 900	50,0

REFERENCE ONLY

MLC300 S-1

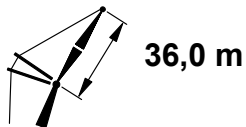
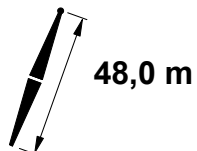
ASME B30.5



m	86°			83°			80°			m
	m	m	kg	m	kg	m	kg	m		
16,8	73,2	84,7	81 900 b						16,8	
17,0	72,8	84,6	80 500 b						17,0	
18,0	71,1	84,3	74 500						18,0	
19,0	69,4	83,9	69 300						19,0	
20,0	67,7	83,4	64 600						20,0	
22,0	64,1	82,5	57 000	68,6	83,4	53 700			22,0	
24,0	60,5	81,4	50 800	65,1	82,5	47 800			24,0	
26,0	56,7	80,1	45 700	61,5	81,4	42 900	66,0	82,3	40 200	26,0
28,0	52,7	78,6	41 400	57,7	80,2	38 900	62,4	81,3	36 400	28,0
30,0	48,5	76,9	37 800	53,8	78,7	35 500	58,7	80,1	33 200	30,0
32,0	44,0	74,9	34 600	49,7	77,1	32 500	54,8	78,7	30 400	32,0
34,0	39,1	72,5	31 900	45,3	75,2	29 900	50,7	77,1	28 000	34,0
36,0	33,6	69,7	29 500	40,4	72,9	27 700	46,4	75,3	25 800	36,0
38,0	27,0	66,0	27 300	35,1	70,2	25 600	41,7	73,1	23 900	38,0
40,0	18,1	60,9	25 400	28,8	66,8	23 800	36,5	70,5	22 200	40,0
42,0				20,8	62,2	22 100	30,5	67,3	20 700	42,0
44,0							23,1	63,1	19 200	44,0
46,0										46,0
48,0										48,0
50,0										50,0
52,0										52,0
54,0										54,0
56,0										56,0

MLC300 S-1

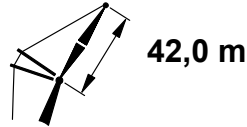
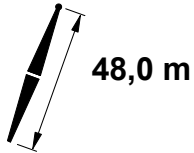
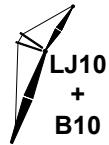
ASME B30.5



m	75°			70°			65°			m
	m	m	kg	m	m	kg	m	m	kg	
16,8										16,8
17,0										17,0
18,0										18,0
19,0										19,0
20,0										20,0
22,0										22,0
24,0										24,0
26,0										26,0
28,0										28,0
30,0										30,0
32,0	62,6	80,4	26 800							32,0
34,0	58,9	79,2	24 700							34,0
36,0	55,0	77,8	22 700							36,0
38,0	51,0	76,3	21 000							38,0
40,0	46,7	74,4	19 500	55,1	76,5	16 800				40,0
42,0	42,0	72,3	18 100	51,0	74,9	15 600				42,0
44,0	36,8	69,7	16 900	46,7	73,1	14 500				44,0
46,0	30,9	66,6	15 700	42,0	71,0	13 500	50,8	73,2	11 200	46,0
48,0	23,6	62,4	14 600	36,9	68,4	12 500	46,4	71,3	10 400	48,0
50,0	12,5	55,8	13 600	30,9	65,3	11 600	41,7	69,2	9 700	50,0
52,0				23,7	61,2	10 800	36,5	66,6	8 900	52,0
54,0							30,6	63,4	8 200	54,0
56,0							23,2	59,2	7 500	56,0

MLC300 S-1

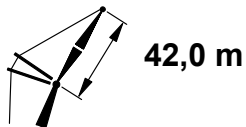
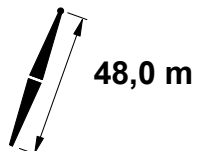
ASME B30.5



m	86°			83°			80°			m
	m	m	kg	m	kg	m	kg	m		
18,3	73,5	90,5	72 400						18,3	
19,0	72,5	90,3	68 900						19,0	
20,0	71,0	89,9	64 200						20,0	
22,0	68,1	89,1	56 600						22,0	
24,0	65,1	88,2	50 400	68,9	89,1	47 300			24,0	
26,0	62,0	87,2	45 300	65,9	88,2	42 500			26,0	
28,0	58,8	86,0	41 100	62,8	87,2	38 500	66,6	88,0	35 900	28,0
30,0	55,5	84,6	37 400	59,7	86,0	35 000	63,6	87,0	32 700	30,0
32,0	52,1	83,1	34 300	56,4	84,7	32 100	60,5	85,9	29 900	32,0
34,0	48,5	81,4	31 600	53,0	83,2	29 500	57,2	84,7	27 500	34,0
36,0	44,7	79,4	29 200	49,5	81,6	27 300	53,9	83,2	25 300	36,0
38,0	40,5	77,1	27 100	45,7	79,7	25 300	50,4	81,6	23 500	38,0
40,0	36,0	74,5	25 200	41,7	77,5	23 500	46,7	79,8	21 800	40,0
42,0	30,9	71,3	23 500	37,3	74,9	21 900	42,7	77,7	20 300	42,0
44,0	24,8	67,3	21 900	32,3	71,9	20 400	38,4	75,2	18 900	44,0
46,0	16,7	61,7	20 400	26,6	68,2	19 100	33,6	72,3	17 600	46,0
48,0				19,2	63,2	17 800	28,1	68,8	16 500	48,0
50,0							21,3	64,2	15 400	50,0
52,0										52,0
54,0										54,0
56,0										56,0
58,0										58,0
60,0										60,0
62,0										62,0
64,0										64,0

MLC300 S-1

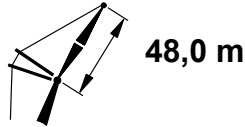
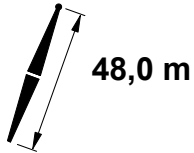
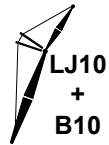
ASME B30.5



m	75°			70°			65°			m
	m	m	kg	m	m	kg	m	m	kg	
18,3										18,3
19,0										19,0
20,0										20,0
22,0										22,0
24,0										24,0
26,0										26,0
28,0										28,0
30,0										30,0
32,0										32,0
34,0										34,0
36,0	60,7	85,0	22 200							36,0
38,0	57,4	83,8	20 500							38,0
40,0	54,1	82,3	19 000							40,0
42,0	50,6	80,7	17 600	57,5	82,5	15 000				42,0
44,0	46,9	78,9	16 400	54,1	81,0	13 900				44,0
46,0	42,9	76,8	15 300	50,6	79,4	12 900				46,0
48,0	38,7	74,4	14 200	46,9	77,6	12 000				48,0
50,0	33,9	71,6	13 300	43,0	75,5	11 200	50,4	77,7	8 800	50,0
52,0	28,5	68,1	12 400	38,7	73,1	10 400	46,7	75,8	8 100	52,0
54,0	21,7	63,6	11 600	34,0	70,3	9 700	42,7	73,7	7 400	54,0
56,0	11,5	56,3	10 700	28,5	66,8	9 000	38,4	71,3	6 800	56,0
58,0				21,8	62,3	8 300	33,7	68,4	6 200	58,0
60,0							28,2	64,9	5 600	60,0
62,0							21,4	60,3	5 100	62,0
64,0							10,7	52,8	4 500	64,0

MLC300 S-1

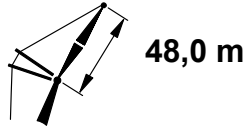
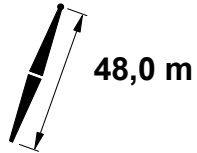
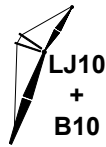
ASME B30.5



m	86°			83°			80°			m
	m	m	kg	m	m	kg	m	m	kg	
19,8	73,7	96,3	64 500							19,8
20,0	73,5	96,3	63 700							20,0
22,0	71,0	95,6	56 100							22,0
24,0	68,4	94,8	49 900							24,0
26,0	65,8	93,9	44 800	69,1	94,7	41 900				26,0
28,0	63,1	92,9	40 600	66,5	93,9	37 900				28,0
30,0	60,4	91,8	36 900	63,8	92,9	34 500	67,1	93,7	32 100	30,0
32,0	57,6	90,5	33 800	61,1	91,8	31 500	64,5	92,8	29 300	32,0
34,0	54,7	89,1	31 100	58,3	90,6	29 000	61,8	91,7	26 900	34,0
36,0	51,6	87,6	28 700	55,4	89,2	26 700	59,0	90,5	24 800	36,0
38,0	48,5	85,8	26 600	52,4	87,7	24 700	56,2	89,2	22 900	38,0
40,0	45,1	83,9	24 700	49,3	86,0	23 000	53,2	87,7	21 200	40,0
42,0	41,6	81,7	23 000	46,0	84,2	21 400	50,1	86,1	19 700	42,0
44,0	37,8	79,2	21 500	42,5	82,0	19 900	46,9	84,2	18 400	44,0
46,0	33,6	76,3	20 100	38,8	79,6	18 600	43,4	82,2	17 100	46,0
48,0	28,8	72,9	18 800	34,7	76,8	17 400	39,8	79,8	16 000	48,0
50,0	23,2	68,6	17 600	30,1	73,6	16 300	35,8	77,2	15 000	50,0
52,0	15,6	62,5	16 500	24,8	69,5	15 300	31,3	74,0	14 000	52,0
54,0				17,9	64,1	14 300	26,2	70,2	13 100	54,0
56,0							19,8	65,3	12 300	56,0
58,0										58,0
60,0										60,0
62,0										62,0
64,0										64,0

MLC300 S-1

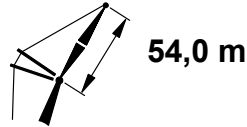
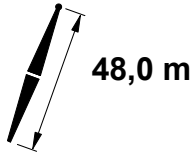
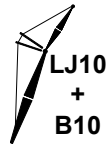
ASME B30.5



m	75°			70°			65°			m
	m	m	kg	m	m	kg	m	m	kg	
19,8										19,8
20,0										20,0
22,0										22,0
24,0										24,0
26,0										26,0
28,0										28,0
30,0										30,0
32,0										32,0
34,0										34,0
36,0										36,0
38,0	62,0	90,8	19 800							38,0
40,0	59,2	89,6	18 300							40,0
42,0	56,3	88,3	17 000							42,0
44,0	53,4	86,8	15 800							44,0
46,0	50,3	85,2	14 700	56,4	87,0	12 200				46,0
48,0	47,1	83,4	13 700	53,4	85,5	11 300				48,0
50,0	43,6	81,3	12 700	50,3	83,9	10 500				50,0
52,0	40,0	79,0	11 900	47,1	82,1	9 800	53,2	83,8	7 100	52,0
54,0	36,0	76,4	11 100	43,7	80,0	9 000	50,1	82,1	6 500	54,0
56,0	31,6	73,3	10 300	40,0	77,7	8 300	46,9	80,3	5 900	56,0
58,0	26,5	69,5	9 600	36,1	75,1	7 700	43,5	78,2	5 300	58,0
60,0	20,3	64,7	9 000	31,7	72,0	7 000	39,8	75,9	4 800	60,0
62,0	10,7	56,9	8 300	26,6	68,2	6 400	35,8	73,2	4 200	62,0
64,0				20,3	63,4	5 800	31,4	70,1	3 800	64,0

MLC300 S-1

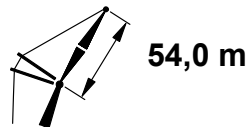
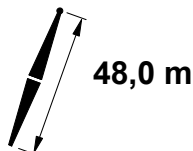
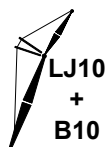
ASME B30.5



m	86°			83°			80°			m
	m	m	kg	m	m	kg	m	m	kg	
21,3	73,9	102,1	57 900							21,3
22,0	73,2	101,9	55 700							22,0
24,0	70,9	101,2	49 500							24,0
26,0	68,6	100,5	44 300	71,5	101,2	41 400				26,0
28,0	66,3	99,6	40 100	69,2	100,4	37 400				28,0
30,0	64,0	98,6	36 500	66,9	99,6	34 000				30,0
32,0	61,6	97,6	33 300	64,6	98,6	31 000	67,5	99,4	28 700	32,0
34,0	59,1	96,4	30 700	62,2	97,6	28 500	65,2	98,5	26 300	34,0
36,0	56,6	95,1	28 300	59,7	96,4	26 300	62,8	97,4	24 200	36,0
38,0	54,0	93,6	26 200	57,2	95,2	24 300	60,4	96,3	22 400	38,0
40,0	51,3	92,1	24 300	54,6	93,8	22 500	57,9	95,1	20 700	40,0
42,0	48,4	90,3	22 600	52,0	92,2	20 900	55,3	93,7	19 200	42,0
44,0	45,5	88,4	21 100	49,2	90,5	19 500	52,7	92,2	17 900	44,0
46,0	42,4	86,3	19 700	46,3	88,6	18 200	49,9	90,6	16 600	46,0
48,0	39,1	83,9	18 500	43,2	86,6	17 000	47,0	88,7	15 500	48,0
50,0	35,5	81,1	17 300	40,0	84,2	15 900	44,0	86,7	14 500	50,0
52,0	31,6	78,0	16 200	36,5	81,6	14 900	40,8	84,4	13 600	52,0
54,0	27,1	74,3	15 200	32,6	78,6	14 000	37,4	81,9	12 700	54,0
56,0	21,8	69,7	14 300	28,3	75,1	13 100	33,6	79,0	11 900	56,0
58,0	14,6	63,3	13 400	23,3	70,8	12 300	29,5	75,6	11 100	58,0
60,0				16,8	65,0	11 500	24,6	71,5	10 400	60,0
62,0							18,7	66,3	9 700	62,0
64,0							9,2	57,6	9 000	64,0
66,0										66,0
68,0										68,0
70,0										70,0

MLC300 S-1

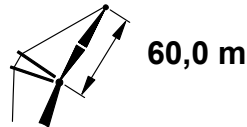
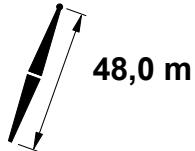
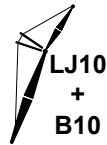
ASME B30.5



m	75°			70°			m
	m	m	kg	m	m	kg	
21,3							21,3
22,0							22,0
24,0							24,0
26,0							26,0
28,0							28,0
30,0							30,0
32,0							32,0
34,0							34,0
36,0							36,0
38,0							38,0
40,0	62,9	96,5	17 700				40,0
42,0	60,5	95,4	16 400				42,0
44,0	58,0	94,2	15 200				44,0
46,0	55,5	92,8	14 100				46,0
48,0	52,8	91,3	13 100	58,0	92,9	10 600	48,0
50,0	50,1	89,7	12 200	55,5	91,5	9 800	50,0
52,0	47,2	87,9	11 300	52,8	90,0	8 900	52,0
54,0	44,2	85,9	10 600	50,1	88,4	8 200	54,0
56,0	41,0	83,6	9 800	47,2	86,6	7 500	56,0
58,0	37,6	81,1	9 200	44,2	84,5	6 900	58,0
60,0	33,9	78,2	8 500	41,0	82,3	6 300	60,0
62,0	29,7	74,9	8 000	37,6	79,8	5 700	62,0
64,0	25,0	70,8	7 400	33,9	76,9	5 100	64,0
66,0	19,1	65,6	6 800	29,8	73,6	4 600	66,0
68,0	10,0	57,4	6 100	25,0	69,5	4 100	68,0
70,0				19,1	64,4	3 700	70,0

MLC300 S-1

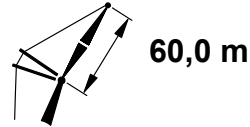
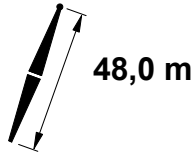
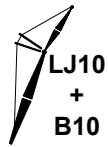
ASME B30.5



m	86°			83°			80°			m
	m	m	kg	m	m	kg	m	m	kg	
22,9	74,0	107,9	50 000							22,9
24,0	72,9	107,6	48 500							24,0
26,0	70,9	106,9	44 000							26,0
28,0	68,8	106,1	39 800	71,4	106,8	37 000				28,0
30,0	66,8	105,3	36 200	69,4	106,1	33 600				30,0
32,0	64,6	104,3	33 000	67,3	105,2	30 700				32,0
34,0	62,5	103,3	30 300	65,2	104,3	28 100	67,8	105,0	25 900	34,0
36,0	60,3	102,2	28 000	63,1	103,3	25 900	65,7	104,2	23 800	36,0
38,0	58,1	101,0	25 900	60,9	102,2	23 900	63,6	103,2	22 000	38,0
40,0	55,8	99,6	24 000	58,7	101,0	22 200	61,4	102,1	20 300	40,0
42,0	53,4	98,1	22 300	56,4	99,7	20 600	59,2	100,9	18 800	42,0
44,0	51,0	96,5	20 800	54,0	98,3	19 100	57,0	99,6	17 500	44,0
46,0	48,4	94,8	19 400	51,6	96,7	17 800	54,6	98,2	16 300	46,0
48,0	45,8	92,9	18 200	49,1	95,0	16 700	52,2	96,7	15 200	48,0
50,0	43,0	90,8	17 000	46,5	93,1	15 600	49,7	95,0	14 200	50,0
52,0	40,1	88,5	16 000	43,7	91,1	14 600	47,1	93,2	13 200	52,0
54,0	37,0	85,9	15 000	40,9	88,8	13 700	44,4	91,2	12 400	54,0
56,0	33,6	83,0	14 100	37,8	86,3	12 800	41,6	89,0	11 600	56,0
58,0	29,9	79,6	13 200	34,5	83,5	12 000	38,6	86,6	10 800	58,0
60,0	25,6	75,7	12 400	30,9	80,3	11 300	35,3	83,8	10 100	60,0
62,0	20,6	70,8	11 700	26,8	76,5	10 600	31,8	80,7	9 500	62,0
64,0	13,9	64,0	11 000	22,0	71,9	9 900	27,9	77,1	8 900	64,0
66,0				15,9	65,8	9 300	23,3	72,8	8 300	66,0
68,0							17,7	67,2	7 700	68,0
70,0							8,7	58,1	7 100	70,0
72,0										72,0

MLC300 S-1

ASME B30.5



m	75°			70°			m
	m	m	kg	m	m	kg	
22,9							22,9
24,0							24,0
26,0							26,0
28,0							28,0
30,0							30,0
32,0							32,0
34,0							34,0
36,0							36,0
38,0							38,0
40,0							40,0
42,0							42,0
44,0	61,6	101,2	14 800				44,0
46,0	59,4	100,0	13 700				46,0
48,0	57,1	98,7	12 700				48,0
50,0	54,8	97,3	11 800				50,0
52,0	52,4	95,8	11 000	57,1	97,4	8 300	52,0
54,0	49,9	94,2	10 200	54,8	96,0	7 600	54,0
56,0	47,3	92,4	9 500	52,4	94,5	6 900	56,0
58,0	44,6	90,4	8 800	49,9	92,9	6 200	58,0
60,0	41,8	88,2	8 100	47,3	91,0	5 700	60,0
62,0	38,8	85,7	7 500	44,6	89,1	5 100	62,0
64,0	35,5	83,0	6 900	41,8	86,9	4 600	64,0
66,0	32,0	79,9	6 300	38,8	84,4	4 100	66,0
68,0	28,1	76,4	5 800	35,6	81,7	3 600	68,0
70,0	23,6	72,1	5 300	32,1	78,6	3 200	70,0
72,0	18,0	66,6	4 700				72,0