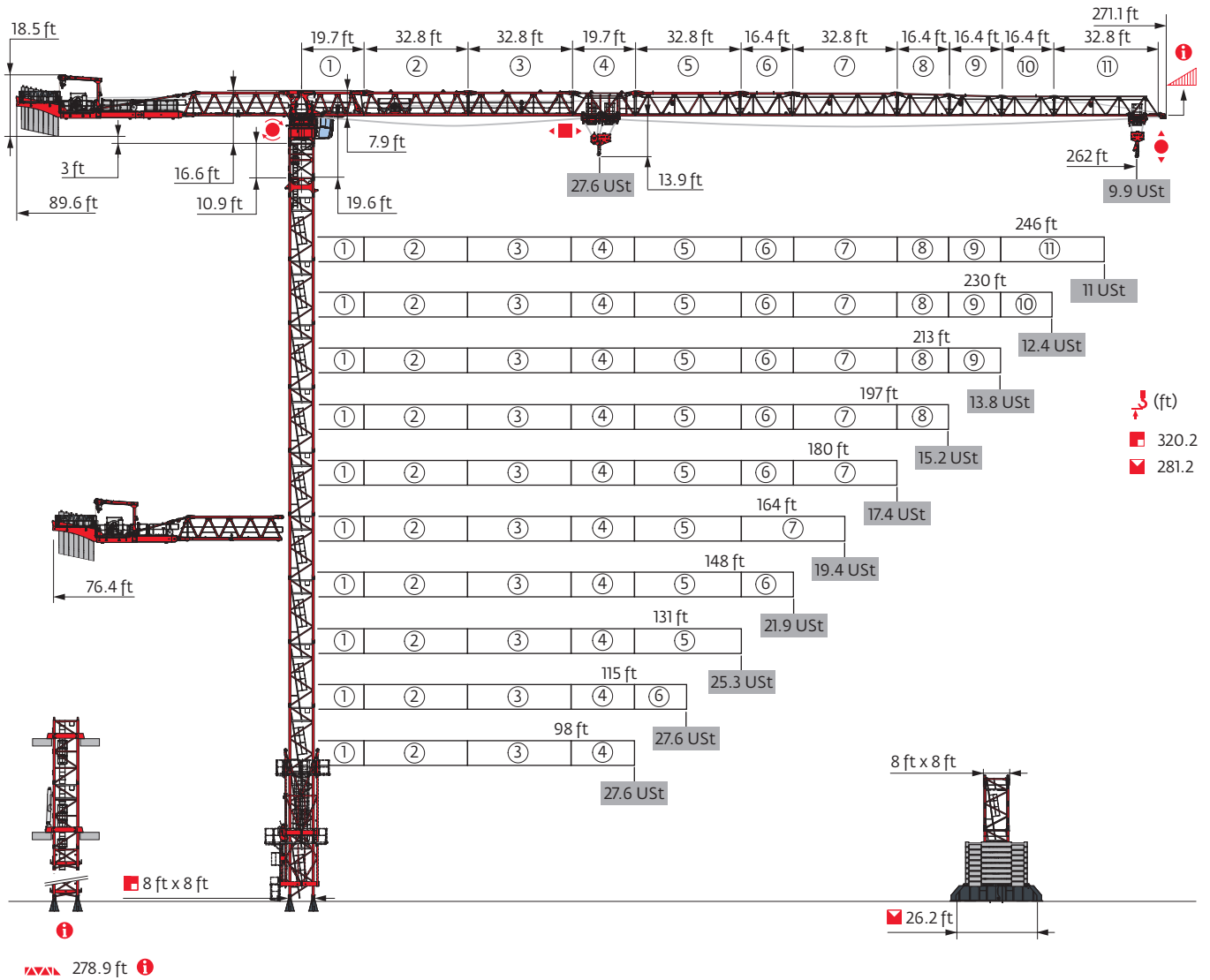


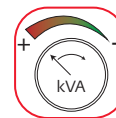
## MDT 809 M25



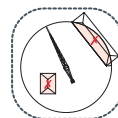
Potain Plus



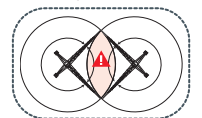
Power Control



Top Site



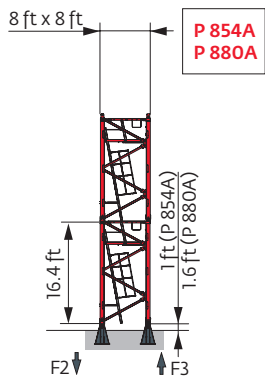
Anti-collision systems



Mast - Reactions

8 ft - P 854A											
Height (ft)	98	115	131	148	164	180	197	213	230	246	262
Height (ft)	292	264.8	264.8	270.3	264.8	270.3	264.8	270.3	264.8	259.2	253.9
Height/P <sub>w</sub> (ft)	292	259.2	248.4	242.8	242.8	253.9	248.4	259.2	259.2	259.2	253.9
10.9 ft	1	1	1	1	1	1	1	1	1	1	1
6.2 ft	1	1	1	1	1	1	1	1	1	1	1
10.9 ft	0	2	2	1	2	1	2	1	2	0	1
16.4 ft	17	14	14	15	14	15	14	15	14	15	14
F2 (Ust)	● 392	399	397	401	398	398	397	400	381	392	388
	■ 629	519	510	544	519	549	528	562	549	520	510
F3 (Ust)	● 259	264	258	257	254	254	251	252	234	244	240
	■ 508	398	384	414	389	419	395	428	416	385	375

8 ft - P 880A											
Height (ft)	98	115	131	148	164	180	197	213	230	246	262
Height (ft)	320.2	320.2	309.1	320.2	314.6	320.2	314.6	314.6	309.1	309.1	303.8
Height/P <sub>w</sub> (ft)	320.2	320.2	292.7	292.7	292.7	298.2	292.7	309.1	309.1	309.1	303.8
10.9 ft	1	1	1	1	1	1	1	1	1	1	1
6.2 ft	1	1	1	1	1	1	1	1	1	1	1
10.9 ft	1	1	0	1	2	1	2	2	0	0	1
16.4 ft	18	18	18	18	17	18	17	17	18	18	17
F2 (Ust)	● 443	489	471	482	485	479	483	476	479	478	480
	■ 831	867	752	868	859	871	861	857	793	795	777
F3 (Ust)	● 293	319	305	307	309	304	306	300	302	301	304
	■ 695	711	599	707	696	710	698	694	629	631	614



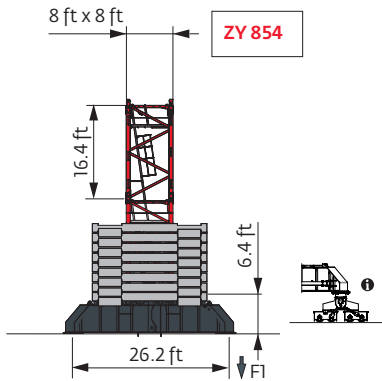
Note: When "ASCE" is noted in this data sheet it is referring to 115 mph Wind Zone, Exposure B, Design Wind Speed = 98 mph. See back cover for design wind speed calculations.

Motorized accesses: adapted mast compositions, base ballast and reactions.

Other mast compositions - Please consult us

**8 ft - ZY 854 -**

Height (ft)	98	115	131	148	164	180	197	213	230	246	262
$\bar{V}$ (ft)	281.2	264.8	264.8	270	259.2	259.2	253.6	253.6	253.6	248.4	242.8
$\bar{V}/P_r$ (ft)	281.2	264.8	242.8	220.8	220.8	226.4	226.4	253.6	253.6	248.4	242.8
10.9 ft	1	1	1	1	1	1	1	1	1	1	1
6.2 ft	1	1	1	1	1	1	1	1	1	1	1
10.9 ft	0	0	0	2	1	1	2	2	2	0	1
16.4 ft	16	15	15	14	14	14	13	13	13	14	13
FI (Ust)	● 229	238	233	240	230	228	226	235	236	230	235
	■ 295	248	241	271	236	243	229	241	245	227	230



Anchorage



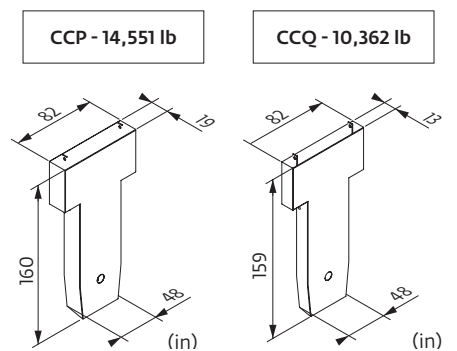
Base ballast

**⚙️ (Ust) / 8 ft - ZY 854 - ⚙️**

⚙️ (ft)	98	115	131	148	164	180	197	213	230	246	262
281.2	172										
270	145.5			145.5							
264.8	132.3	158.7	145.5	145.5							
259.2	119.1	158.7	145.5	132.3	132.3	132.3					
253.6	119.1	145.5	145.5	132.3	132.3	132.3	132.3	158.7	158.7		
248.4	105.8	145.5	132.3	132.3	132.3	132.3	132.3	158.7	158.7	158.7	
242.8	105.8	145.5	145.5	132.3	119.1	132.3	132.3	158.7	158.7	158.7	185.2
226.4	92.6	132.3	145.5	105.8	105.8	132.3	132.3	145.5	158.7	158.7	185.2
210	66.1	119.1	119.1	119.1	119.1	119.1	119.1	145.5	145.5	145.5	172
193.6	66.1	105.8	105.8	105.8	105.8	119.1	119.1	132.3	145.5	145.5	172
177.2	52.9	92.6	92.6	92.6	92.6	105.8	119.1	132.3	132.3	145.5	158.7
160.8	39.7	79.4	92.6	79.4	92.6	105.8	119.1	132.3	132.3	145.5	158.7
144.4	39.7	79.4	92.6	79.4	92.6	105.8	119.1	119.1	132.3	145.5	158.7
128	39.7	79.4	92.6	79.4	92.6	92.6	119.1	119.1	132.3	145.5	158.7
111.6	39.7	79.4	92.6	79.4	92.6	92.6	119.1	119.1	132.3	145.5	158.7
95.1	39.7	79.4	92.6	79.4	92.6	92.6	119.1	119.1	132.3	145.5	158.7
78.7	39.7	79.4	92.6	79.4	92.6	92.6	119.1	119.1	132.3	145.5	158.7

Counter-jib ballast

⚙️	132 HPL™			180 HPL™ GH		
	14,551 lb	10,362 lb	⚙️ (lb)	14,551 lb	10,362 lb	⚙️ (lb)
262 ft	6	2	108,027	7	0	101,854
246 ft	5	3	103,838	6	1	97,665
230 ft	7	0	101,854	5	2	93,476
213 ft	6	1	97,665	4	3	89,287
197 ft	5	2	93,476	6	0	87,303
180 ft	6	0	87,303	4	2	78,925
164 ft	7	0	101,854	6	1	97,665
148 ft	6	1	97,665	4	3	89,287
131 ft	4	3	89,287	5	1	83,114
115 ft	4	2	78,925	4	1	68,564
98 ft	3	2	64,375	4	0	58,202



Load curves



▽▽▽▽ (ft)		89	98	105	115	121	131	138	148	154	164	171	180	187	197	203	213	220	230	236	246	253	262	ft	
	27.6 USt																								
	13.8 USt																								
262	13.1 → 94.2 13.1 → 101.7	167.6 - 183 180.5 - 197.9	27.6	26.2	24.3	21.9	20.5	18.6	17.6	16.1	15.3	14.2	13.8	13.8	13.4	12.7	12.2	11.5	11.1	10.6	10.2	9.7	9.4	9	USt
			27.6	27.6	26.6	24	22.4	20.5	19.3	17.8	16.8	15.6	14.8	13.8	13.8	13.3	12.6	12.2	11.6	11.2	10.7	10.3	9.9	USt P+	
246	13.1 → 96.5 13.1 → 104.3	171.8 - 187.2 185.2 - 202.7	27.6	26.9	25	22.5	21	19.2	18.1	16.6	15.8	14.6	13.9	13.8	13.8	13	12.5	11.8	11.4	10.8	10.5	10	USt		
			27.6	27.6	27.3	24.6	23.1	21.1	19.9	18.3	17.3	16.1	15.3	14.2	13.8	13.8	13.7	13	12.5	11.9	11.5	11	USt P+		
230	13.1 → 99.7 13.1 → 108.3	178.5 - 193.8 192.4 - 210.3	27.6	27.6	26	23.4	21.9	20	18.9	17.4	16.5	15.3	14.6	13.8	13.8	13.5	13	12.3	11.9	11.3	USt				
			27.6	27.6	27.6	25.7	24.1	22	20.8	19.1	18.1	16.8	16	14.9	14.3	13.8	13.8	13.6	13.1	12.4	USt P+				
213	13.1 → 106 13.1 → 109.6	189.7 - 206.7 196.3 - 213.3	27.6	27.6	27.6	25.1	23.6	21.5	20.3	18.7	17.8	16.5	15.7	14.7	14	13.8	13.8	13.2	USt						
			27.6	27.6	27.6	26.1	24.5	22.4	21.1	19.5	18.5	17.2	16.4	15.3	14.6	13.8	13.8	13.8	USt P+						
197	13.1 → 109.9 13.1 → 116.8		27.6	27.6	27.6	26.2	24.6	22.4	21.2	19.5	18.6	17.2	16.4	15.3	14.7	13.8	USt								
			27.6	27.6	27.6	27.6	26.4	24.2	22.9	21.2	20.1	18.8	17.9	16.8	16.1	15.2	USt P+								
180	13.1 → 108.9 13.1 → 116.1		27.6	27.6	27.6	26	24.3	22.2	21	19.4	18.4	17.1	16.3	15.2	USt										
			27.6	27.6	27.6	27.6	26.3	24.1	22.8	21.1	20	18.7	17.8	16.7	USt P+										
164	13.1 → 110.9 13.1 → 118.8		27.6	27.6	27.6	26.4	24.8	22.7	21.4	19.7	18.7	17.4	USt												
			27.6	27.6	27.6	27.6	26.9	24.6	23.3	21.6	20.5	19.1	USt P+												
148	13.1 → 110.2 13.1 → 117.8		27.6	27.6	27.6	26.3	24.6	22.5	21.3	19.6	USt														
			27.6	27.6	27.6	27.6	26.6	24.4	23.1	21.4	USt P+														
131	13.1 → 114.5 13.1 → 119.4		27.6	27.6	27.6	27.5	25.8	23.6	USt																
			27.6	27.6	27.6	27.6	27.1	24.8	USt P+																
115	13.1 → 112.9 13.1 → 114.8		27.6	27.6	27.6	27	USt																		
			27.6	27.6	27.6	27.6	USt P+																		
98	13.1 → 98.4 13.1 → 98.4		27.6	27.6	USt																				
			27.6	27.6	USt P+																				

$$U_{L2} = U_{L1} - 1,62 \text{ USt max.}$$




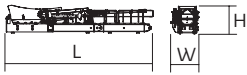
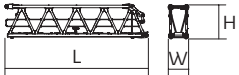
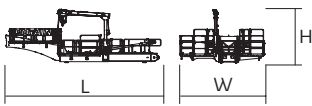
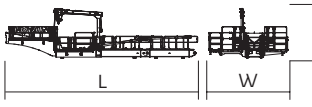
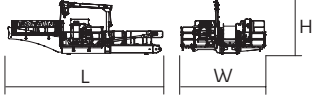


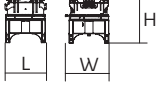






▽▽▽▽ (ft)		89	98	105	115	121	131	138	148	154	164	171	180	187	197	203	213	220	230	236	246	253	262	ft	
	27.6 USt																								
	13.8 USt																								
262	10.8 → 95.8 10.8 → 103	172.6 - 176.2 185.6 - 189.5	27.6	26.7	24.8	22.4	21	19.1	18.1	16.7	15.8	14.7	14	13.4	12.8	12	11.6	10.9	10.5	9.9	9.6	9.1	8.8	8.4	USt
			27.6	27.6	26.9	24.3	22.8	20.8	19.7	18.2	17.2	16	15.3	14.3	13.8	13.2	12.6	11.9	11.5	10.9	10.5	10	9.7	9.2	USt P+
246	10.8 → 98.1 10.8 → 105.6	177 - 180.8 190.9 - 194.9	27.6	27.4	25.5	23	21.6	19.7	18.6	17.1	16.3	15.1	14.4	13.8	13.2	12.4	11.9	11.3	10.9	10.3	9.9	9.4	USt		
			27.6	27.6	27.6	25	23.5	21.5	20.3	18.7	17.8	16.5	15.8	14.8	14.1	13.6	13.1	12.4	11.9	11.3	10.9	10.4	USt P+		
230	10.8 → 101.7 10.8 → 109.6	184.5 - 188.4 199.5 - 203.8	27.6	27.6	26.5	24	22.5	20.6	19.4	17.9	17.1	15.9	15.1	14.2	13.8	13.1	12.6	11.9	11.5	10.9	USt				
			27.6	27.6	27.6	26.2	24.6	22.5	21.3	19.7	18.7	17.4	16.6	15.5	14.9	14	13.8	13.1	12.6	11.9	USt P+				
213	10.8 → 108.3 10.8 → 114.5	196.8 - 201 208.8 - 213.3	27.6	27.6	27.6	25.7	24.2	22.1	20.9	19.3	18.4	17.1	16.3	15.3	14.6	13.8	13.6	12.8	USt						
			27.6	27.6	27.6	27.5	25.8	23.6	22.4	20.7	19.7	18.3	17.5	16.4	15.7	14.8	14.2	13.8	USt P+						
197	10.8 → 108.3 10.8 → 115.2		27.6	27.6	27.6	25.8	24.2	22.1	20.9	19.3	18.4	17.1	16.3	15.3	14.7	13.8	USt								
			27.6	27.6	27.6	27.6	26	23.9	22.6	21	20	18.6	17.8	16.7	16.1	15.2	USt P+								
180	10.8 → 111.2 10.8 → 119.1		27.6	27.6	27.6	26.6	25	22.8	21.6	20	19	17.7	16.9	15.8	USt										
			27.6	27.6	27.6	27.6	27	24.8	23.5	21.8	20.7	19.4	18.5	17.4	USt P+										
164	10.8 → 112.9 10.8 → 119.4		27.6	27.6	27.6	27.1	25.4	23.3	22	20.3	19.3	18	USt												
			27.6	27.6	27.6	27.6	27.1	24.9	23.6	21.8	20.8	19.4	USt P+												
148	10.8 → 112.5 10.8 → 119.4		27.6	27.6	27.6	26.9	25.3	23.1	21.9	20.2	USt														
			27.6	27.6	27.6	27.6	27.1	24.9	23.6	21.9	USt P+														
131	10.8 → 116.8 10.8 → 121.4		27.6	27.6	27.6	26.4	24.2	USt																	
			27.6	27.6	27.6	27.6	27.5	25.3	USt P+																
115	10.8 → 114.8 10.8 → 114.8		27.6	27.6	27.6	27.6	USt																		
			27.6	27.6	27.6	27.6	USt P+																		
98	10.8 → 98.4 10.8 → 98.4		27.6	27.6	USt																				
			27.6	27.6	USt P+																				

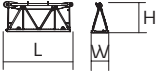

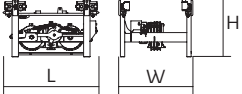
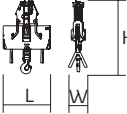
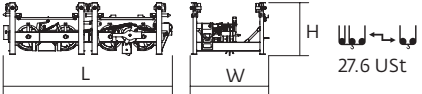
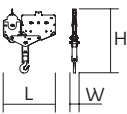
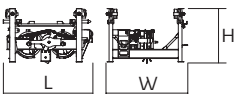
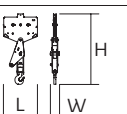
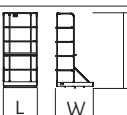
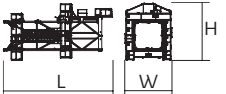

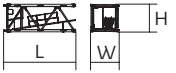
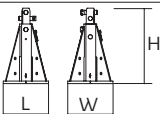


$$U_{L2} = U_{L1} - 0,39 \text{ USt max.}$$

Dimensions and weight

Slewing crane part:  262 ft -  132 HPL™



Slewing crane part		L (ft)	W (ft)	H (ft)	lb (+/- 5%)
Counter-jib		25.9	7.4	7.4	23,171
		39.4	7.4	7.4	31,978
		34	4.5	8.1	21,142
	 132 HPL™ 180 HPL™ GH	39.7 39.7	18.6 21.9	13.7 13.7	26,533 27,040
	 132 HPL™ 180 HPL™ GH	52.8 52.8	18.6 21.9	13.7 13.7	35,384 35,891
	 132 HPL™ 180 HPL™ GH	39.7 39.7	18.6 21.9	13.7 13.7	37,920 46,322
	 132 HPL™ 180 HPL™ GH	52.8 52.8	18.6 21.9	13.7 13.7	46,771 55,173
Cab	 Ultra View	11	7.5	8.2	6,614
Towerhead	 8 ft	8.5	8.2	9.7	34,392
		22.5	8.2	9.7	41,006
Hoisting winch (+ rope)	 132 HPL™ 180 HPL™ GH	12.4 15.8	6.1 6.3	6.2 6.5	11,387 19,282
Jib section	 ①	25.6	5.1	8.2	27,637
	 ② ③	34.5 34.1	7.3 4.8	8.2 8.1	26,030 18,683
	 ④	20.9	4.5	7.9	8,754
	 ⑤ ⑦ ⑪	34.4 33.9 33.2	4.5 4.5 4.5	7.8 7.5 6.4	10,983 7,043 3,103

		L (ft)	W (ft)	H (ft)	lb (+/- 5%)	
Jib section		⑥	17.8	4.5	7.7	4,859
		⑧	17.3	4.5	7.3	3,013
		⑨	17.3	4.5	6.8	2,175
		⑩	17.3	4.5	6.7	1,955
			5.5	5.2	1.9	714
Trolley		7.3	5.7	4.7	1,676	
Pulley block		5.1	1.9	8	1,874	
Trolley		12.5	5.6	4.1	2,469	
Pulley block		6.3	1.1	7.7	2,028	
Trolley		6.6	5.6	4.1	1,323	
Pulley block		4.1	1.1	8.5	1,345	
Trolley inspection platform		3.1	3.4	7	125	
<b>Crane tower</b>						
T 851		36.7	15.9	19	34,723	
K 85/K 85-2		7.3	10.7	8.2	7,937	
KM 850.10B KM 850.14B KMT 850.10A KMT 850.14A K 88/K 85A2 KM 880.10A KMT 880.10A KMT 850.10C		⑦ 8 ft	33.9	8.3	8.2	22,201
			33.9	8.3	8.2	24,670
			17.5	8.3	8.2	12,015
			17.5	8.3	8.2	13,206
			17.5	8.2	8.2	18,281
			17.8	8.3	8.3	18,453
			17.8	8.3	8.6	19,180
	12	8.3	8.2	9,326		
Fixing angles		P 854A	3	3	4.9	2,072
		P 880A	3.3	3.3	6.2	3,536
1/2 Cross girder		18.7	3.2	7.4	14,176	
Cross girder		39	4.7	7.4	30,865	

Mechanisms

480 V - 60 Hz													hp	kW		
	132 HPL™ 63	fpm	133	172	243	363	502	67	87	125	185	251	132	98	2,815 ft	
		USt	13.8	10.4	6.9	3.4	1.1	27.6	20.7	13.8	6.9	2.9				
	180 HPL™ 63 GH	fpm	179	220	289	438	640	90	112	149	238	320	180	132	3,937 ft	
		USt	13.8	10.4	6.9	3.4	0.9	27.6	20.7	13.8	6.9	3.3				
	10 DVF 10 Optima	fpm	0 → 217 (27.6 USt) 0 → 262 (22 USt)					0 → 328 (13.8 USt) 0 → 361 (6.9 USt)					10	7.4		
	RVF 174 Optima +	rpm	0 → 0.7											4 x 10	4 x 7.5	

IEC 60204-32	kVA	
480 V (+6% -10%) 60 Hz	132 HPL™: 152 → 99 kVA	
	180 HPL™ GH: 190 → 118 kVA	

These mast combinations meet the EN 14439 and ASME B30.3-2016 specifications for "out of service" wind conditions, provided the illustrated wind speed matches required design wind speed for the location of the tower crane. The "out of service" design wind speed was determined in accordance with ASCE 7-10, Figure 26.5-1A. The wind velocity, used for this configuration was 98 mph (158 kph), which represents a nominal design 3-second wind gust at 33 ft (10 m) above ground for Exposure B category. A factor of 0.85 was applied to the 700-year ultimate design wind speed of 115 mph (185 kph), per ASCE 37-02, with the assumption that this crane is considered a temporary structure used during a construction period of 2 years or less.

- Jib elevation
- Standard equipment
- Options
- Potain Plus function: Plus load curves
- Hook heights with Plus load curves
- Reactions in service
- Reactions out of service
- Total ballast weight
- Lorry 44 ft
- Container High Cube 40 ft, and/or Flat Rack 20 ft
- Hoisting
- Trolleying
- Slewing
- Travelling
- Required power
- Power Control Function: winch speeds adapted to the available power
- Consult us

This commercial document is not legally binding. For any technical information, please refer to the corresponding instructions.

