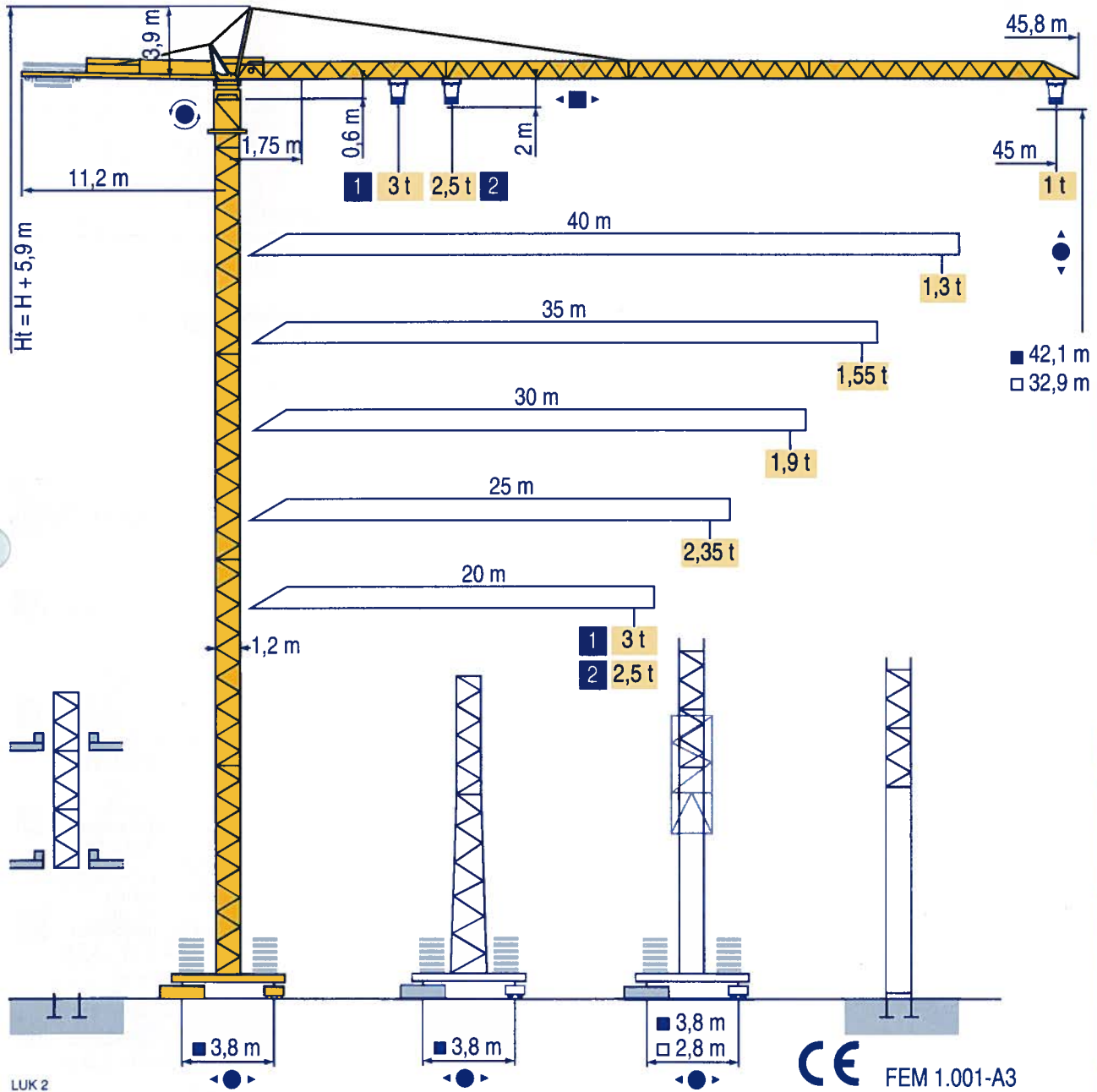


CITY CRANE MC 68 B



Igo
HD
HDM



HDT



GTMR



CITY CRANE



TOPKIT MD
MAXI MD



MAXI TOPKIT



Topless MDT



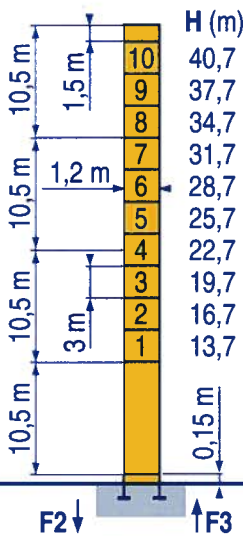
MR



POTAIN

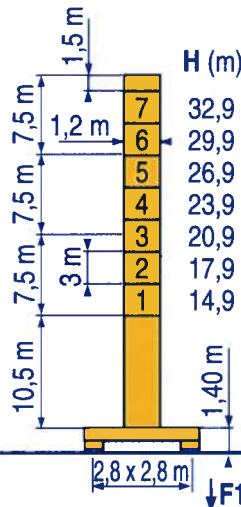


20 m → 45 m



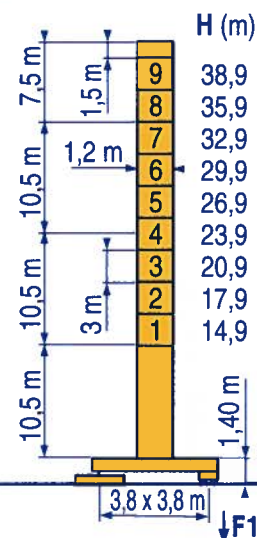
P 12 C

F2	● 62 t	■ 96 t
F3	● 49 t	■ 84 t
▲	15,5 t	



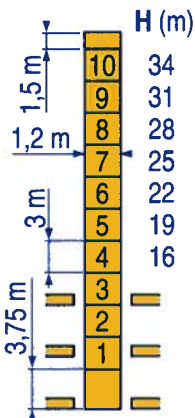
ZE 12 A

F1	● 42 t	■ 53 t
▲	18 t	

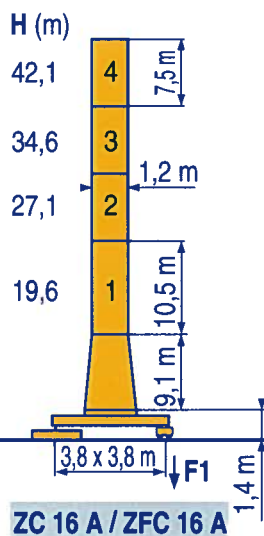


ZF 12 A / ZFC 12 A

F1	● 39 t	■ 52 t
▲	20,5 t	

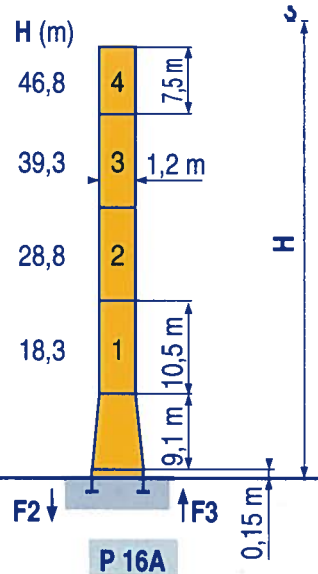


B 125 A / P 12 B



ZC 16 A / ZFC 16 A

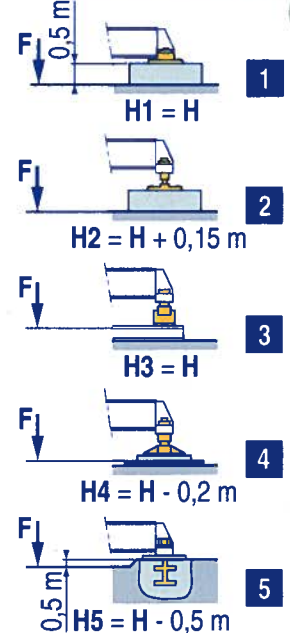
F1	● 45 t	■ 61 t
▲	23 t	



P 16 A

F2	● 57 t	■ 100 t
F3	● 42 t	■ 86 t
▲	19 t	

ZE - ZF - ZC - ZFC



LUK 2

	Voir télescopage sur dalles		Siehe Kletterkrane im Gebäude		See climbing crane		Veja grua trepadora		Consultare gru in cavedio		Ver telescopagem sobre lages	
●	Réactions en service		Reaktionskräfte in Betrieb		Reactions in service		Reacciones en servicio		Reazioni in servizio		Reações em serviço	
■	Réactions hors service		Reaktionskräfte außer Betrieb		Reactions out of service		Reacciones fuera de servicio		Reazioni fuori servizio		Reações fora de serviço	
	A vide sans lest (ni train de transport) avec flèche et hauteur maximum.		Ohne Last, Ballast (und Transportachse), mit Maximalausleger und Maximalhöhe.		Without load, ballast (or transport axes), with maximum jib and maximum height.		Sin carga, sin lastre, (ni tren de transporte), flecha y altura máxima.		A vuoto, senza zavorra (ne assai di trasporto) con braccio massimo e altezza massima.		Sem carga (nem trem de transporte)-sem lastro com lança e altura máximas.	

Courbes de charges
Lastkurven



Load diagrams
Curvas de cargas



Curve di carico
Curva de cargas



45 m	1,75 ▶	18,6	20	21,7	22	25	27	30	32	35	37	40	42	45 m
		3	2,75	-	2,45	2,1	1,9	1,7	1,55	1,4	1,3	1,17	1,1	1 t
				2,5	2,45	2,1	1,9	1,7	1,55	1,4	1,3	1,17	1,1	1 t
40 m	1,75 ▶	20,1	22	23,5	25	27	30	32	35	37	40 m			
		3	2,7	-	2,3	2,1	1,86	1,72	1,54	1,44	1,3 t			
				2,5	2,3	2,1	1,86	1,72	1,54	1,44	1,3 t			
35 m	1,75 ▶	20,2	22	23,6	25	27	30	32	35 m					
		3	2,7	-	2,3	2,1	1,86	1,73	1,55 t					
				2,5	2,3	2,1	1,86	1,73	1,55 t					
30 m	1,75 ▶	20,2	22	23,6	25	27	30 m							
		3	2,7	-	2,3	2,1	1,9 t							
				2,5	2,3	2,1	1,9 t							
25 m	1,75 ▶	20,3	22	23,7	25 m									
		3	2,7	-	2,35 t									
				2,5	2,35 t									
20 m	1,75 ▶	20 m												
		3 t												
		2,5 t												

LUK 2

Télescopage sur dalles
Kletterkrane im Gebäude



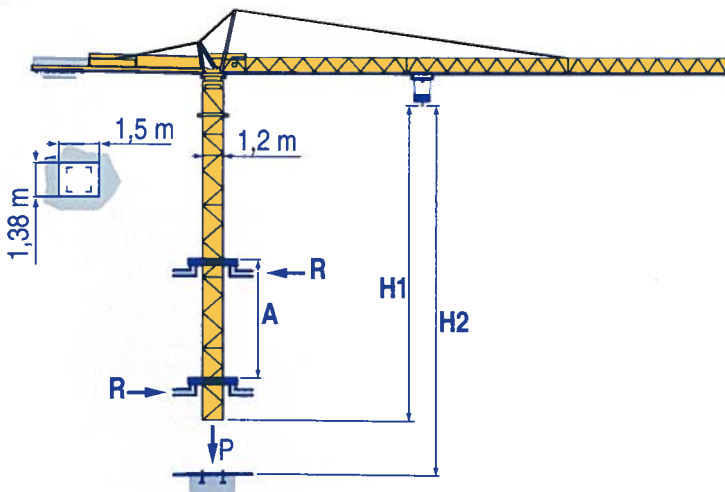
Climbing crane
Telescopage gruas trepadoras



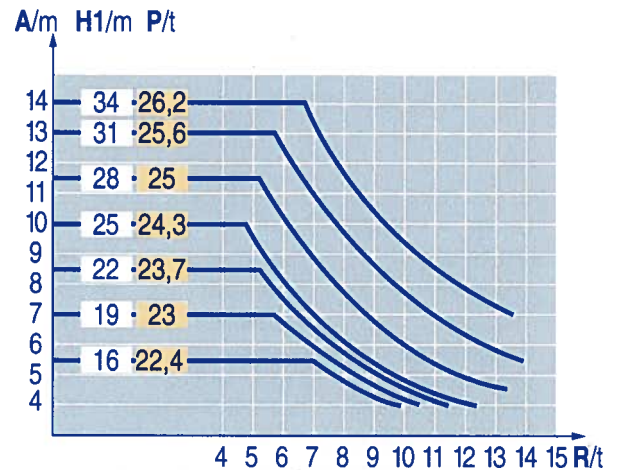
Gru in cavedio
Telescopagem sobre lages



B 125 A



LUK 1



A	Distance entre cadres		Abstand zwischen den Rahmen		Distance between collars		Distancia entre marcos		Distanza fra i telai		Distância entre quadros	
H1	Hauteur grue		Kranhöhe		Crane height		Altura grúa		Altezza gru		Altura da grua	
P	Poids de la grue (en service)		Krangewicht (in Betrieb)		Crane weight (in service)		Peso de la grúa (en servicio)		Peso della gru (in servizio)		Peso da grua (em serviço)	
R	Réaction horizontale		Horizontalkräfte		Horizontal reaction		Reaccion horizontal		Reazione orizzontale		Reacção horizontal	

					ch - PS hp	kW		
	15 PC 13-5	m/min	7,1	21	42	15	11	130 m
		t	2,5	2,5	1,3			
	25 PC 13-7	m/min	7,9	31,5	63	25	18	229 m
		t	2,5	2,5	1,3			
	15 PC 15	m/min	6	18	36	15	11	130 m
		t	3	3	1,5			
	25 PC 15-3	m/min	7	27,5	55	25	18	206 m
		t	3	3	1,5			
	3 D2 V5	m/min	21 - 42			3	2,2	
	RCV 40	tr/min U/min rpm	0 → 0,8			6	4,5	
	TVD 324	m/min	26			2 x 4	2 x 2,9	
	RT 224	m/min	25			2 x 4	2 x 2,9	
CEI 38		IEC 38	kVA					
400 V (+6% -10%) 50 Hz			15 PC : 25 kVA 25 PC : 35 kVA		84/534 - 87/405			

LUK 3

	Levege	F	Heben	D	Hoisting	GB	Elevación	E	Sollevamento	I	Elevação	P
	Distribution		Katzfahren		Trolleying		Distribución		Distribuzione		Distribuição	
	Orientation		Schwenken		Slewing		Orientación		Rotazione		Rotação	
	Translation		Kranfahren		Travelling		Traslación		Traslazione		Translação	
	Conforme aux directives CEE 84/534 et 87/405 sur le niveau acoustique		Gemäss EWG-Richtlinien 84/534 und 87/405 für den Schall-Leistungspegel		In compliance with the EEC 84/534 and 87/405 Instructions on noise level		Conforme con las directivas CEE 84/534 y 87/405 sobre el nivel acústico		Conforme alle direttive CEE 84/534 e 87/405 sul livello acustico		Conforme as directivas CEE 84/534 e 87/405 sobre o nível acústico	

Document commercial non contractuel. Pour toute information technique se référer à la notice correspondante

Unverbindliches Vertriebsdokument. Für technische Informationen, siehe die entsprechenden Anweisungen.

This commercial document is not legally binding. For any technical information, please refer to the corresponding instructions.

Documento comercial no contractual. Para cualquier información técnica, ver la noticia correspondiente.

Documento commerciale non vincolante, per tutte le informazioni tecniche fare riferimento al catalogo istruzioni

Documento comercial não vinculante, per tutte le informações técnicas complementar consultar as respectivas instruções

POTAIN

18.Rue de Charbonnières, B.P. 173
F-69132 ECULLY Cedex
Tél. (33)04.72.18.20.20
Fax (33)04.72.18.20.00
http://www.potain.com
E-mail : mkt@potain.fr

Manitowoc Crane Group

Deutschland
POTAIN GmbH Tel : 06.1.05.70.40
Italia
POTAIN S.p.A. Tel : 0.331.49.33.11
Portugal
POTAIN Portugal Tel : 22.968.08.89
Singapore
MANITOWOC POTAIN PTE LTD Tel : 227.15.50

Copyright.Reproduction interdite © POTAIN 2000

CITY CRANE MC 68 B

Réf. 2000.36 LUK 7