


### Our new offer for K200 masts!

A new K mast offer 1.2m cross-section for MDT city cranes (up to MDT159) equipped with a 1.6m section towerhead, particularly suitable for installation in restricted areas.

**A complete range ...**

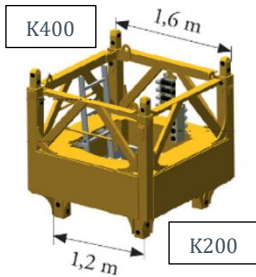
10m and 5m monoblock masts section. Up to 4 masts in the same tractor-trailer train

- KM247A
- KM249A
- KM247E
- KM249E



Inverted connecting mast K20/K40

Fixing angles



P23A/P41A



P24A/P42A

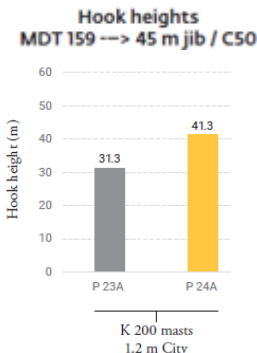


R24A/R42A



**... to maximize the performance of you cranes**

Example :



For confined spaces, such as elevator shafts, there is a short axis version in standard and tirax versions.