


Limited Duty Cycle Capacities

Boom No. B10:500
 75 200 kg VPC (Variable Position Counterweight)
 360 Degree Rating

MLC300 SERIES 0


 **LIFTING CAPACITIES:** Lifting capacities for various boom lengths and operating radii are for freely suspended loads and may be based on percent of static tipping or strength of structural components. Capacities must be reduced by applicable deducts.


Limited duty cycle capacities shown are intended for limited duration applications. Continuous operation at these capacities may reduce component life.

OPERATING CONDITIONS: Machine to operate on a firm, level, and uniformly supporting surface. Refer to Boom Rigging No. 81023380, Wire Rope Specification chart No. 9573-A, and Counterweight Arrangement No. 9345-A. Crane operator judgment must be used to allow for dynamic load effects of swinging, hoisting or lowering, travel, wind conditions, as well as adverse operating conditions and physical machine depreciation. Refer to the Operator Manual for operating guidelines.

WIND CONDITIONS: Machine may be operated in winds up to 16 m/s provided crane operator judgment is used to allow for wind effect on lifted load and other considerations noted on capacity chart are followed. Wind speed to be measured at boom point elevation. **Operation is not permitted when wind is above 16 m/s.** Park crane with bucket on ground or secured and position boom at 50 degrees. Lower boom onto blocking at ground level when wind is above 22 m/s.

MACHINE TRAVEL: Machine to travel on a firm, level, and uniformly supporting surface. Boom must be within boom angle range shown in capacity chart. Refer to Maximum Allowable Travel Specification chart No. 9571-A.

 **OPERATING RADIUS:** Operating radius is horizontal distance from axis of rotation to center of gravity of freely suspended load.

 **BOOM ANGLE:** Boom angle in degrees(°) is angle between horizontal and centerline of boom butt and inserts, and is an indication of operating radius. In all cases, operating radius shall govern capacity.

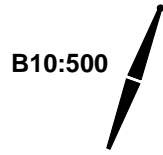
MACHINE EQUIPMENT: Machine equipped with 9 700 mm crawlers, 1 219 mm or 1 524 mm treads, 9 144 mm live mast, 24 part boom hoist reeving, boom support straps, and 75 200 kg VPC.

WARNING: Free fall operation is limited to 8 300 kg per part of line when lowering load with free fall clutch/brake pedal. Hydraulic power must be used for full line pull.

WARNING: Luffing jib backstay straps must be removed before use of this chart.

Raising Ability Over End or Side of Crawlers	
Boom Length (m)	Block Weight (kg)
30,0	10 300
36,0	10 300
42,0	10 300
Block weight includes the weight of all blocks, hooks, weight balls, slings and hoist lines beneath lower and/or upper boom point sheaves.	

Explanation of Symbols



Boom No. B10:500



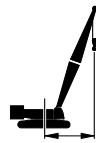
VPC (Variable Position Counterweight)



360 Degree Rating



Boom Length



Operating Radius
(see page 1)

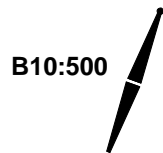


Boom Angle
(see page 1)



Lifting Capacities
(see page 1)

MLC300 S-0



30,0 m		
m	°	kg
7,6	81,1	20 000
8,0	80,3	20 000
8,5	79,3	20 000
9,0	78,3	20 000
10,0	76,4	20 000
11,0	74,4	20 000
12,0	72,4	20 000
13,0	70,3	20 000
14,0	68,3	20 000
15,0	66,1	20 000
16,0	64,0	20 000
17,0	61,8	20 000
18,0	59,6	20 000
19,0	57,3	20 000
20,0	54,9	20 000
22,0	50,0	20 000
24,0	44,6	20 000
26,0	38,6	20 000
28,0	31,6	19 600

36,0 m		
m	°	kg
7,6	82,6	20 000
8,0	81,9	20 000
8,5	81,1	20 000
9,0	80,3	20 000
10,0	78,7	20 000
11,0	77,1	20 000
12,0	75,4	20 000
13,0	73,7	20 000
14,0	72,1	20 000
15,0	70,4	20 000
16,0	68,6	20 000
17,0	66,9	20 000
18,0	65,1	20 000
19,0	63,3	20 000
20,0	61,5	20 000
22,0	57,8	20 000
24,0	53,8	20 000
26,0	49,7	20 000
28,0	45,2	19 900
30,0	40,4	18 600
32,0	35,0	16 300

42,0 m		
m	°	kg
9,1	81,5	20 000
10,0	80,3	20 000
11,0	78,9	20 000
12,0	77,5	20 000
13,0	76,1	20 000
14,0	74,7	20 000
15,0	73,3	20 000
16,0	71,8	20 000
17,0	70,4	20 000
18,0	68,9	20 000
19,0	67,4	20 000
20,0	65,9	20 000
22,0	62,9	20 000
24,0	59,7	20 000
26,0	56,4	20 000
28,0	53,0	20 000
30,0	49,5	19 000
32,0	45,7	17 000
34,0	41,6	15 000
36,0	37,2	13 300
38,0	32,2	11 800

REFERENCED ONLY