

Liftcrane Boom Capacities With Luffing Jib Attached

MLC300 VPC-MAX SERIES 3

Boom No. B60:500
Luffing Jib No. LJ10:501
with Mast No. M10:503 or Mast No. M11:503
474,100 lb VPC (Variable Position Counterweight)
360 Degree Rating

LIFTING CAPACITIES: Lifting capacities for various boom lengths, luffing jib lengths, boom-to-luffing jib angles, and boom operating radii are for freely suspended loads and may be based on percent of static tipping or strength of structural components. Capacities must be reduced by applicable deducts.

Weight of all load blocks, hooks, weight ball, slings, hoist lines, etc., beneath boom point sheaves, is considered part of main boom load. Weight of luffing jib and 11,000 lb suspended beneath luffing jib point sheaves have been included in capacity determination. Boom is not to be lowered beyond radii where combined weights are greater than rated capacity. Where no capacity is shown, operation is not intended or approved.

OPERATING CONDITIONS: Machine to operate on a firm, level, and uniformly supporting surface. Supporting surface and bearing turntable are to be level within a tolerance of 1/2 in. in 10 ft. During operation, luffing jib must be maintained at proper boom-to-luffing jib angle shown in table. Refer to Luffing Jib Rigging **No. 81023384**, Mast Rigging **No. 81025690** or **No. 84045340**, Wire Rope Specification chart **No. 9568-A**, Counterweight Arrangement chart **No. 9345-A**, Luffing Jib Raising Procedure chart **No. 9502-A**, and Wind Conditions chart **No. 9501-A**. Crane operator judgment must be used to allow for dynamic load effects of swinging, hoisting or lowering, travel, wind conditions, as well as adverse operating conditions and physical machine depreciation. Refer to the Operator Manual for operating guidelines.

MACHINE TRAVEL: Machine to travel on a firm, level, and uniformly supporting surface. Boom and luffing jib must be within angle range shown in capacity chart. Refer to Maximum Allowable Travel Specification chart **No. 9500-A**.

OPERATING RADIUS: Operating radius is horizontal distance from axis of rotation to center of vertical hoist line or load block.



BOOM ANGLE: Boom angle in degrees (°) is angle between horizontal and centerline of boom butt and inserts, and is an indication of operating radius. In all cases, operating radius shall govern capacity.

BOOM POINT ELEVATION: Boom point elevation is vertical distance from ground level to centerline of boom point shaft.

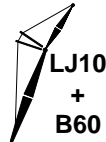
MACHINE EQUIPMENT: Machine equipped with VPC-MAX, 31 ft 10 in. crawlers, 48 in. or 60 in. treads, 30 ft live mast, 98.4 ft mast, 10 part boom hoist reeving, boom support straps, 14 part luffing jib hoist reeving, luffing jib and backstay support straps, and 474,100 lb VPC.

Select counterweight position from Luffing Jib Raising Procedure chart **No. 9502-A** that will allow raising and lowering of boom and luffing jib length. Counterweight position selection may be changed with luffing jib on ground or while luffing jib is within operating range of capacity chart.

Consult Chart **No. 9497-A** for luffing jib capacities.

Luffing Jib Position During Operation	
 Luffing Jib Length Feet	 Boom-to-Luffing Jib Angle Degrees
78.7 - 98.4	140
118.1 - 157.5	155
177.2 - 315.0	169

Explanation of Symbols



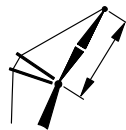
Luffing Jib No. LJ10:501
+
Boom No. B60:500



VPC (Variable Position Counterweight)



360 Degree Rating



Luffing Jib Length



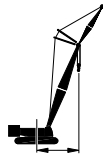
Boom-to-Luffing Jib Angle



Boom Length

REFERENCE ONLY!

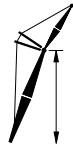
Explanation of Symbols
(continued)



Operating Radius
(see page 1)



Boom Angle
(see page 1)



Boom Point Elevation
(see page 1)



Counterweight Position
from Axis of Rotation

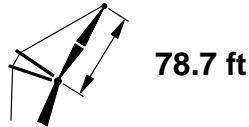
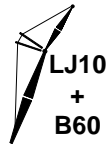


Lifting Capacities
(see page 1)

REFERENCE ONLY!

MLC300 VPC-MAX S-3

ASME B30.5

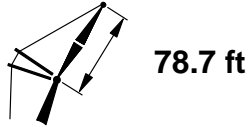
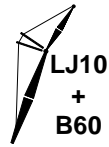


137.8 ft				
ft	°	ft	lb	lb
22	84.4	143.9	588,100	588,100
24	83.6	143.7	588,100	588,100
26	82.7	143.4	588,100	588,100
28	81.9	143.1	588,100	588,100
30	81.0	142.7	588,100	588,100
32	80.2	142.3	588,100	588,100
34	79.3	141.9	588,100	588,100
36	78.5	141.5	579,600	579,600
38	77.6	141.0	562,000	562,000
40	76.8	140.5	545,300	545,300
45	74.6	139.1	488,400	541,200
50	72.4	137.4	422,100	541,200
55	70.2	135.6	369,100	493,600
60	68.0	133.5	325,800	446,900
65	65.7	131.3	289,600	398,900
70	63.3	128.7	259,100	358,000
75	61.0	125.9	232,900	323,500
80	58.5	122.8	210,200	294,000
85	56.0	119.4	190,300	268,500
90	53.4	115.7	172,800	246,300
95	50.7	111.6	157,200	226,800
100	47.9	107.0	143,300	209,500
105	45.0	102.0	130,800	194,000
110	41.9	96.5	119,500	180,100

157.5 ft				
ft	°	ft	lb	lb
24	84.4	163.5	544,200	544,200
26	83.6	163.3	544,200	544,200
28	82.9	163.0	544,200	544,200
30	82.2	162.7	544,200	544,200
32	81.4	162.3	544,200	544,200
34	80.7	162.0	544,200	544,200
36	79.9	161.6	544,200	544,200
38	79.2	161.2	538,300	538,300
40	78.5	160.7	522,900	522,900
45	76.6	159.5	487,400	487,400
50	74.7	158.1	423,000	487,400
55	72.8	156.5	369,800	487,400
60	70.9	154.8	326,300	446,600
65	68.9	152.8	290,100	399,700
70	66.9	150.6	259,400	358,600
75	64.9	148.3	233,100	324,000
80	62.9	145.7	210,300	294,400
85	60.8	142.8	190,400	268,900
90	58.6	139.8	172,800	246,600
95	56.5	136.4	157,200	227,000
100	54.2	132.8	143,200	209,600
105	51.9	128.9	130,600	194,000
110	49.5	124.6	119,200	180,100
115	47.0	119.9	108,900	167,500
120	44.4	114.8	99,400	156,000
125	41.7	109.2	90,800	145,600

MLC300 VPC-MAX S-3

ASME B30.5

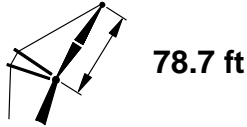
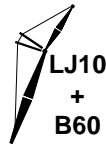


177.2 ft				
ft	°	ft	lb	lb
24	85.0	183.3	494,200	494,200
26	84.3	183.1	494,200	494,200
28	83.7	182.9	494,200	494,200
30	83.0	182.6	494,200	494,200
32	82.4	182.3	494,200	494,200
34	81.7	182.0	494,200	494,200
36	81.1	181.6	494,200	494,200
38	80.4	181.3	494,200	494,200
40	79.8	180.9	494,200	494,200
45	78.1	179.8	468,000	468,000
50	76.4	178.5	424,500	462,800
55	74.8	177.2	371,200	462,800
60	73.1	175.6	327,600	447,000
65	71.4	173.9	291,300	400,900
70	69.6	172.0	260,500	359,700
75	67.9	169.9	234,200	325,100
80	66.1	167.7	211,400	295,400
85	64.3	165.3	191,400	269,800
90	62.5	162.6	173,700	247,500
95	60.6	159.8	158,100	227,800
100	58.7	156.7	144,000	210,400
105	56.8	153.4	131,400	194,800
110	54.8	149.9	120,000	180,800
115	52.8	146.1	109,600	168,200
120	50.7	142.0	100,100	156,700
125	48.5	137.5	91,400	146,200
130	46.3	132.8	83,400	136,600
135	44.0	127.6	76,000	127,800
140	41.5	121.9	69,200	119,700

196.9 ft				
ft	°	ft	lb	lb
26	84.9	202.9	445,200	445,200
28	84.3	202.7	445,200	445,200
30	83.7	202.4	445,200	445,200
32	83.2	202.2	445,200	445,200
34	82.6	201.9	445,200	445,200
36	82.0	201.6	445,200	445,200
38	81.4	201.3	445,200	445,200
40	80.8	200.9	445,200	445,200
45	79.3	199.9	445,200	445,200
50	77.8	198.8	419,200	419,200
55	76.3	197.6	370,600	419,200
60	74.8	196.2	326,900	419,200
65	73.3	194.7	290,500	400,700
70	71.8	193.0	259,700	359,400
75	70.2	191.2	233,300	324,700
80	68.6	189.2	210,400	295,000
85	67.1	187.1	190,400	269,300
90	65.5	184.7	172,700	246,900
95	63.8	182.3	157,000	227,200
100	62.2	179.6	142,900	209,700
105	60.5	176.7	130,200	194,100
110	58.8	173.7	118,800	180,100
115	57.1	170.4	108,400	167,400
120	55.3	167.0	98,800	155,900
125	53.5	163.2	90,100	145,400
130	51.6	159.3	82,100	135,800
135	49.7	155.0	74,700	126,900
140	47.7	150.5	67,800	118,800
145	45.7	145.6	61,500	111,200
150	43.6	140.3	55,500	104,200
155	41.4	134.7	50,000	97,700

MLC300 VPC-MAX S-3

ASME B30.5

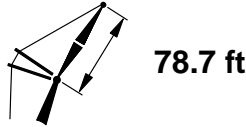
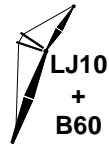


ft	°	ft	lb	lb
28	84.8	222.5	399,200	399,200
30	84.3	222.3	399,200	399,200
32	83.8	222.0	399,200	399,200
34	83.2	221.8	399,200	399,200
36	82.7	221.5	399,200	399,200
38	82.2	221.2	399,200	399,200
40	81.6	220.9	399,200	399,200
45	80.3	220.0	397,400	397,400
50	79.0	219.0	386,500	386,500
55	77.6	217.9	371,000	376,000
60	76.2	216.6	327,300	365,700
65	74.9	215.2	290,800	355,400
70	73.5	213.7	260,000	345,200
75	72.1	212.1	233,500	325,100
80	70.7	210.3	210,600	295,300
85	69.3	208.4	190,600	269,700
90	67.8	206.3	172,800	247,200
95	66.4	204.1	157,100	227,500
100	64.9	201.8	143,000	210,000
105	63.4	199.2	130,300	194,300
110	61.9	196.6	118,900	180,300
115	60.4	193.7	108,400	167,600
120	58.9	190.7	98,900	156,000
125	57.3	187.4	90,200	145,500
130	55.7	184.0	82,100	135,900
135	54.1	180.4	74,700	127,000
140	52.4	176.5	67,800	118,900
145	50.7	172.4	61,400	111,300
150	48.9	168.0	55,500	104,300
155	47.1	163.4	49,900	97,800
160	45.2	158.4	44,700	91,700
165	43.3	153.1	39,900	86,000
170	41.3	147.4	35,300	80,600

ft	°	ft	lb	lb
30	84.8	242.1	353,700	353,700
32	84.3	241.9	353,700	353,700
34	83.8	241.6	353,700	353,700
36	83.3	241.4	353,700	353,700
38	82.8	241.1	353,700	353,700
40	82.3	240.8	350,700	350,700
45	81.1	240.0	342,100	342,100
50	79.9	239.1	332,900	332,900
55	78.6	238.0	324,100	324,100
60	77.4	236.9	315,300	315,300
65	76.2	235.7	289,300	306,600
70	74.9	234.3	258,400	297,900
75	73.6	232.8	231,900	289,200
80	72.4	231.2	209,000	280,700
85	71.1	229.4	188,900	268,600
90	69.8	227.6	171,100	246,200
95	68.5	225.6	155,400	226,400
100	67.2	223.5	141,300	208,800
105	65.8	221.2	128,600	193,200
110	64.5	218.8	117,100	179,100
115	63.1	216.2	106,600	166,400
120	61.7	213.5	97,100	154,800
125	60.3	210.7	88,300	144,300
130	58.9	207.6	80,200	134,600
135	57.5	204.4	72,800	125,700
140	56.0	201.0	65,900	117,500
145	54.5	197.5	59,500	110,000
150	53.0	193.7	53,600	102,900
155	51.5	189.7	48,000	96,400
160	49.9	185.4	42,800	90,300
165	48.2	181.0	37,900	84,600
170	46.6	176.2	33,300	79,200
175	44.8	171.2	29,000	74,200
180	43.1	165.9	24,900	69,500
185	41.2	160.2	21,100	65,000

MLC300 VPC-MAX S-3

ASME B30.5

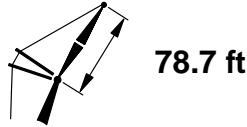
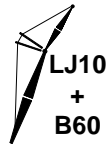


255.9 ft				
ft	°	ft	34.8 ft lb	48.0 ft lb
32	84.7	261.7	287,900	287,900
34	84.3	261.4	287,900	287,900
36	83.8	261.2	287,900	287,900
38	83.4	260.9	287,900	287,900
40	82.9	260.7	287,900	287,900
45	81.8	259.9	287,900	287,900
50	80.7	259.1	285,400	285,400
55	79.5	258.2	281,400	281,400
60	78.4	257.1	279,000	279,000
65	77.2	256.0	277,100	277,100
70	76.1	254.7	258,100	275,300
75	74.9	253.3	231,500	273,800
80	73.8	251.8	208,500	265,900
85	72.6	250.3	188,400	256,100
90	71.4	248.6	170,600	246,000
95	70.2	246.7	154,800	226,100
100	69.0	244.8	140,700	208,600
105	67.8	242.7	127,900	192,900
110	66.6	240.6	116,400	178,800
115	65.3	238.2	105,900	166,000
120	64.1	235.8	96,400	154,400
125	62.8	233.2	87,600	143,900
130	61.6	230.5	79,500	134,200
135	60.3	227.6	72,100	125,300
140	59.0	224.6	65,200	117,100
145	57.6	221.4	58,800	109,500
150	56.3	218.0	52,800	102,500
155	54.9	214.5	47,200	95,900
160	53.5	210.8	42,000	89,800
165	52.1	206.9	37,100	84,100
170	50.7	202.8	32,500	78,800
175	49.2	198.5	28,200	73,700
180	47.7	193.9	24,100	69,000
185	46.1	189.1	20,300	64,500
190	44.5	184.0	16,600	60,300
195	42.9	178.6	13,200	56,300
200	41.2	172.9		52,600

275.6 ft				
ft	°	ft	34.8 ft lb	48.0 ft lb
34	84.7	281.2	239,200	239,200
36	84.3	281.0	239,200	239,200
38	83.9	280.8	239,200	239,200
40	83.4	280.5	239,200	239,200
45	82.4	279.8	239,200	239,200
50	81.3	279.1	239,200	239,200
55	80.3	278.2	239,200	239,200
60	79.2	277.2	239,200	239,200
65	78.2	276.2	239,200	239,200
70	77.1	275.0	239,200	239,200
75	76.0	273.7	229,600	239,200
80	75.0	272.4	206,600	234,300
85	73.9	270.9	186,400	225,900
90	72.8	269.3	168,600	217,800
95	71.7	267.7	152,800	209,900
100	70.6	265.9	138,600	202,200
105	69.5	264.0	125,900	191,500
110	68.3	262.0	114,300	177,300
115	67.2	259.9	103,800	164,600
120	66.1	257.6	94,200	153,000
125	64.9	255.3	85,500	142,400
130	63.8	252.8	77,400	132,700
135	62.6	250.2	69,900	123,800
140	61.4	247.4	63,000	115,600
145	60.2	244.6	56,600	108,000
150	59.0	241.5	50,600	100,900
155	57.8	238.4	45,000	94,400
160	56.5	235.1	39,800	88,300
165	55.3	231.6	34,900	82,500
170	54.0	227.9	30,300	77,200
175	52.7	224.1	26,000	72,100
180	51.3	220.1	21,900	67,400
185	50.0	215.9	18,000	62,900
190	48.6	211.5	14,400	58,700
195	47.2	206.8	10,900	54,700
200	45.7	201.9		50,900
210	42.7	191.4		44,000

MLC300 VPC-MAX S-3

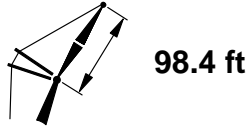
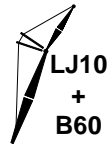
ASME B30.5



ft	°	ft	lb	lb
36	84.7	300.8	194,500	194,500
38	84.3	300.6	194,500	194,500
40	83.9	300.4	194,500	194,500
45	82.9	299.7	194,500	194,500
50	81.9	299.0	194,500	194,500
55	80.9	298.2	194,500	194,500
60	80.0	297.3	194,500	194,500
65	79.0	296.3	194,500	194,500
70	78.0	295.2	194,500	194,500
75	77.0	294.0	192,800	192,800
80	76.0	292.8	187,500	187,500
85	75.0	291.4	182,300	182,300
90	74.0	290.0	168,400	177,100
95	72.9	288.4	152,500	171,600
100	71.9	286.8	138,400	165,600
105	70.9	285.0	125,600	159,600
110	69.9	283.2	114,100	153,800
115	68.8	281.2	103,600	148,300
120	67.8	279.1	94,000	143,000
125	66.7	277.0	85,200	138,000
130	65.7	274.7	77,100	132,600
135	64.6	272.3	69,600	123,700
140	63.5	269.8	62,700	115,400
145	62.4	267.2	56,300	107,800
150	61.3	264.4	50,300	100,800
155	60.2	261.5	44,700	94,200
160	59.0	258.5	39,500	88,100
165	57.9	255.3	34,600	82,400
170	56.7	252.1	30,000	77,000
175	55.5	248.6	25,600	72,000
180	54.4	245.0	21,600	67,200
185	53.1	241.2	17,700	62,700
190	51.9	237.3	14,000	58,500
195	50.6	233.2	10,600	54,500
200	49.4	228.9		50,700
210	46.7	219.7		43,700
220	44.0	209.6		37,400
230	41.1	198.4		31,700

MLC300 VPC-MAX S-3

ASME B30.5

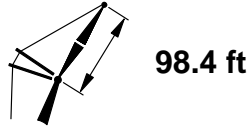
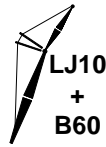


137.8 ft				
ft	°	ft	34.8 ft lb	48.0 ft lb
22	84.4	143.9	581,300	581,300
24	83.6	143.7	581,100	581,100
26	82.7	143.4	581,000	581,000
28	81.9	143.1	581,000	581,000
30	81.0	142.7	581,000	581,000
32	80.2	142.3	581,000	581,000
34	79.3	141.9	581,000	581,000
36	78.5	141.5	571,300	571,300
38	77.6	141.0	553,700	553,700
40	76.8	140.5	537,000	537,000
45	74.6	139.1	472,500	537,000
50	72.4	137.4	407,300	537,000
55	70.2	135.6	355,200	483,500
60	68.0	133.5	312,600	437,300
65	65.7	131.3	277,100	388,700
70	63.3	128.7	247,100	348,300
75	61.0	125.9	221,400	314,200
80	58.5	122.8	199,100	285,200
85	56.0	119.4	179,600	260,000
90	53.4	115.7	162,500	238,200
95	50.7	111.6	147,200	218,900
100	47.9	107.0	133,600	201,800
105	45.0	102.0	121,400	186,600
110	41.9	96.5	110,300	172,900

157.5 ft				
ft	°	ft	34.8 ft lb	48.0 ft lb
24	84.4	163.5	533,900	533,900
26	83.6	163.3	533,900	533,900
28	82.9	163.0	533,900	533,900
30	82.2	162.7	533,900	533,900
32	81.4	162.3	533,900	533,900
34	80.7	162.0	533,900	533,900
36	79.9	161.6	533,900	533,900
38	79.2	161.2	530,900	530,900
40	78.5	160.7	515,500	515,500
45	76.6	159.5	473,900	489,900
50	74.7	158.1	408,500	489,900
55	72.8	156.5	356,300	483,500
60	70.9	154.8	313,500	437,200
65	68.9	152.8	277,900	389,700
70	66.9	150.6	247,700	349,200
75	64.9	148.3	221,900	315,000
80	62.9	145.7	199,500	285,800
85	60.8	142.8	180,000	260,600
90	58.6	139.8	162,700	238,600
95	56.5	136.4	147,400	219,200
100	54.2	132.8	133,600	202,100
105	51.9	128.9	121,300	186,800
110	49.5	124.6	110,200	173,000
115	47.0	119.9	100,000	160,600
120	44.4	114.8	90,800	149,300
125	41.7	109.2	82,400	139,100

MLC300 VPC-MAX S-3

ASME B30.5


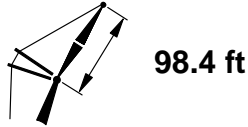
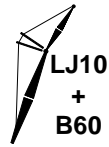


177.2 ft				
ft	°	ft	34.8 ft lb	48.0 ft lb
24	85.0	183.3	484,800	484,800
26	84.3	183.1	484,800	484,800
28	83.7	182.9	484,800	484,800
30	83.0	182.6	484,800	484,800
32	82.4	182.3	484,800	484,800
34	81.7	182.0	484,800	484,800
36	81.1	181.6	484,800	484,800
38	80.4	181.3	484,800	484,800
40	79.8	180.9	484,800	484,800
45	78.1	179.8	461,200	461,200
50	76.4	178.5	410,300	461,200
55	74.8	177.2	357,900	461,200
60	73.1	175.6	315,000	437,800
65	71.4	173.9	279,300	391,100
70	69.6	172.0	249,100	350,500
75	67.9	169.9	223,200	316,200
80	66.1	167.7	200,800	287,000
85	64.3	165.3	181,100	261,700
90	62.5	162.6	163,800	239,600
95	60.6	159.8	148,400	220,200
100	58.7	156.7	134,700	203,000
105	56.8	153.4	122,300	187,600
110	54.8	149.9	111,100	173,800
115	52.8	146.1	100,900	161,400
120	50.7	142.0	91,600	150,100
125	48.5	137.5	83,100	139,700
130	46.3	132.8	75,300	130,300
135	44.0	127.6	68,100	121,600
140	41.5	121.9	61,400	113,700

196.9 ft				
ft	°	ft	34.8 ft lb	48.0 ft lb
26	84.9	202.9	436,900	436,900
28	84.3	202.7	436,900	436,900
30	83.7	202.4	436,900	436,900
32	83.2	202.2	436,900	436,900
34	82.6	201.9	436,900	436,900
36	82.0	201.6	436,900	436,900
38	81.4	201.3	436,900	436,900
40	80.8	200.9	436,900	436,900
45	79.3	199.9	436,900	436,900
50	77.8	198.8	410,000	417,900
55	76.3	197.6	357,500	417,900
60	74.8	196.2	314,500	415,500
65	73.3	194.7	278,700	391,000
70	71.8	193.0	248,400	350,300
75	70.2	191.2	222,500	316,000
80	68.6	189.2	200,000	286,700
85	67.1	187.1	180,300	261,300
90	65.5	184.7	162,900	239,200
95	63.8	182.3	147,500	219,700
100	62.2	179.6	133,700	202,500
105	60.5	176.7	121,300	187,100
110	58.8	173.7	110,000	173,200
115	57.1	170.4	99,800	160,700
120	55.3	167.0	90,500	149,400
125	53.5	163.2	81,900	139,000
130	51.6	159.3	74,100	129,500
135	49.7	155.0	66,800	120,800
140	47.7	150.5	60,100	112,800
145	45.7	145.6	53,900	105,400
150	43.6	140.3	48,100	98,500
155	41.4	134.7	42,700	92,100

MLC300 VPC-MAX S-3

ASME B30.5

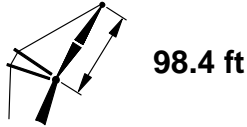
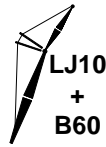


216.5 ft				
ft	°	ft	34.8 ft lb	48.0 ft lb
28	84.8	222.5	391,500	391,500
30	84.3	222.3	391,500	391,500
32	83.8	222.0	391,500	391,500
34	83.2	221.8	391,500	391,500
36	82.7	221.5	391,500	391,500
38	82.2	221.2	391,500	391,500
40	81.6	220.9	391,500	391,500
45	80.3	220.0	388,000	388,000
50	79.0	219.0	377,000	377,000
55	77.6	217.9	358,100	366,500
60	76.2	216.6	315,100	356,100
65	74.9	215.2	279,200	345,800
70	73.5	213.7	248,900	335,600
75	72.1	212.1	222,900	316,500
80	70.7	210.3	200,400	287,200
85	69.3	208.4	180,600	261,800
90	67.8	206.3	163,200	239,600
95	66.4	204.1	147,800	220,100
100	64.9	201.8	133,900	202,800
105	63.4	199.2	121,500	187,400
110	61.9	196.6	110,200	173,500
115	60.4	193.7	100,000	161,000
120	58.9	190.7	90,600	149,600
125	57.3	187.4	82,100	139,200
130	55.7	184.0	74,200	129,700
135	54.1	180.4	66,900	121,000
140	52.4	176.5	60,200	112,900
145	50.7	172.4	53,900	105,500
150	48.9	168.0	48,100	98,600
155	47.1	163.4	42,700	92,200
160	45.2	158.4	37,600	86,200
165	43.3	153.1	32,800	80,600
170	41.3	147.4	28,400	75,300

236.2 ft				
ft	°	ft	34.8 ft lb	48.0 ft lb
30	84.8	242.1	348,400	348,400
32	84.3	241.9	348,400	348,400
34	83.8	241.6	348,400	348,400
36	83.3	241.4	348,400	348,400
38	82.8	241.1	345,300	345,300
40	82.3	240.8	341,800	341,800
45	81.1	240.0	333,100	333,100
50	79.9	239.1	323,900	323,900
55	78.6	238.0	315,000	315,000
60	77.4	236.9	306,100	306,100
65	76.2	235.7	277,900	297,300
70	74.9	234.3	247,500	288,600
75	73.6	232.8	221,400	279,900
80	72.4	231.2	198,900	271,400
85	71.1	229.4	179,100	260,900
90	69.8	227.6	161,700	238,700
95	68.5	225.6	146,200	219,100
100	67.2	223.5	132,300	201,800
105	65.8	221.2	119,800	186,300
110	64.5	218.8	108,500	172,400
115	63.1	216.2	98,300	159,900
120	61.7	213.5	88,900	148,400
125	60.3	210.7	80,300	138,000
130	58.9	207.6	72,400	128,500
135	57.5	204.4	65,100	119,800
140	56.0	201.0	58,300	111,700
145	54.5	197.5	52,100	104,200
150	53.0	193.7	46,200	97,300
155	51.5	189.7	40,800	90,800
160	49.9	185.4	35,700	84,800
165	48.2	181.0	30,900	79,200
170	46.6	176.2	26,400	73,900
175	44.8	171.2	22,200	69,000
180	43.1	165.9	18,200	64,400
185	41.2	160.2	14,400	60,000

MLC300 VPC-MAX S-3

ASME B30.5


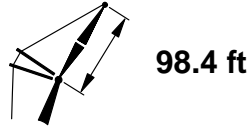
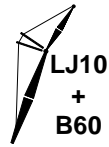


ft	°	ft	lb	lb
32	84.7	261.7	282,700	282,700
34	84.3	261.4	282,700	282,700
36	83.8	261.2	282,700	282,700
38	83.4	260.9	282,700	282,700
40	82.9	260.7	282,700	282,700
45	81.8	259.9	282,700	282,700
50	80.7	259.1	276,800	276,800
55	79.5	258.2	272,900	272,900
60	78.4	257.1	270,500	270,500
65	77.2	256.0	268,500	268,500
70	76.1	254.7	247,300	266,800
75	74.9	253.3	221,200	265,300
80	73.8	251.8	198,500	256,900
85	72.6	250.3	178,700	247,000
90	71.4	248.6	161,200	237,600
95	70.2	246.7	145,700	219,000
100	69.0	244.8	131,800	201,600
105	67.8	242.7	119,300	186,100
110	66.6	240.6	108,000	172,200
115	65.3	238.2	97,700	159,600
120	64.1	235.8	88,300	148,200
125	62.8	233.2	79,700	137,700
130	61.6	230.5	71,800	128,200
135	60.3	227.6	64,500	119,400
140	59.0	224.6	57,700	111,300
145	57.6	221.4	51,400	103,800
150	56.3	218.0	45,500	96,900
155	54.9	214.5	40,100	90,400
160	53.5	210.8	35,000	84,400
165	52.1	206.9	30,200	78,800
170	50.7	202.8	25,700	73,500
175	49.2	198.5	21,400	68,600
180	47.7	193.9	17,500	63,900
185	46.1	189.1	13,700	59,500
190	44.5	184.0	10,100	55,400
195	42.9	178.6		51,400
200	41.2	172.9		47,700

ft	°	ft	lb	lb
34	84.7	281.2	234,200	234,200
36	84.3	281.0	234,200	234,200
38	83.9	280.8	234,200	234,200
40	83.4	280.5	234,200	234,200
45	82.4	279.8	234,200	234,200
50	81.3	279.1	234,200	234,200
55	80.3	278.2	234,200	234,200
60	79.2	277.2	234,200	234,200
65	78.2	276.2	234,200	234,200
70	77.1	275.0	234,200	234,200
75	76.0	273.7	219,300	234,000
80	75.0	272.4	196,700	225,500
85	73.9	270.9	176,800	217,100
90	72.8	269.3	159,300	209,000
95	71.7	267.7	143,800	201,000
100	70.6	265.9	129,900	193,400
105	69.5	264.0	117,300	184,800
110	68.3	262.0	106,000	170,800
115	67.2	259.9	95,700	158,200
120	66.1	257.6	86,300	146,800
125	64.9	255.3	77,600	136,300
130	63.8	252.8	69,700	126,800
135	62.6	250.2	62,400	118,000
140	61.4	247.4	55,600	109,900
145	60.2	244.6	49,300	102,400
150	59.0	241.5	43,400	95,400
155	57.8	238.4	37,900	88,900
160	56.5	235.1	32,800	82,900
165	55.3	231.6	28,000	77,300
170	54.0	227.9	23,500	72,000
175	52.7	224.1	19,300	67,000
180	51.3	220.1	15,300	62,300
185	50.0	215.9	11,500	57,900
190	48.6	211.5		53,800
195	47.2	206.8		49,800
200	45.7	201.9		46,100
210	42.7	191.4		39,200

MLC300 VPC-MAX S-3


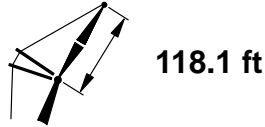
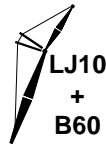
ASME B30.5



			34.8 ft	48.0 ft
ft	°	ft	lb	lb
36	84.7	300.8	189,400	189,400
38	84.3	300.6	189,400	189,400
40	83.9	300.4	189,400	189,400
45	82.9	299.7	189,400	189,400
50	81.9	299.0	189,400	189,400
55	80.9	298.2	189,400	189,400
60	80.0	297.3	189,400	189,400
65	79.0	296.3	189,400	189,400
70	78.0	295.2	189,400	189,400
75	77.0	294.0	184,800	184,800
80	76.0	292.8	179,600	179,600
85	75.0	291.4	174,300	174,300
90	74.0	290.0	159,200	169,100
95	72.9	288.4	143,600	163,200
100	71.9	286.8	129,700	157,100
105	70.9	285.0	117,100	151,200
110	69.9	283.2	105,800	145,400
115	68.8	281.2	95,500	140,000
120	67.8	279.1	86,100	134,800
125	66.7	277.0	77,400	129,700
130	65.7	274.7	69,500	125,100
135	64.6	272.3	62,100	117,900
140	63.5	269.8	55,400	109,800
145	62.4	267.2	49,000	102,300
150	61.3	264.4	43,200	95,300
155	60.2	261.5	37,700	88,800
160	59.0	258.5	32,600	82,800
165	57.9	255.3	27,700	77,100
170	56.7	252.1	23,200	71,800
175	55.5	248.6	19,000	66,800
180	54.4	245.0	15,000	62,200
185	53.1	241.2	11,200	57,800
190	51.9	237.3		53,600
195	50.6	233.2		49,700
200	49.4	228.9		45,900
210	46.7	219.7		39,000
220	44.0	209.6		32,800
230	41.1	198.4		27,200

MLC300 VPC-MAX S-3

ASME B30.5


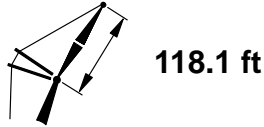
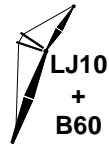


137.8 ft				
ft	°	ft	lb	lb
22	84.4	143.9	582,100	582,100
24	83.6	143.7	581,600	581,600
26	82.7	143.4	581,200	581,200
28	81.9	143.1	580,900	580,900
30	81.0	142.7	580,800	580,800
32	80.2	142.3	580,600	580,600
34	79.3	141.9	580,500	580,500
36	78.5	141.5	572,600	572,600
38	77.6	141.0	554,700	554,700
40	76.8	140.5	537,700	537,700
45	74.6	139.1	473,000	537,700
50	72.4	137.4	406,700	537,700
55	70.2	135.6	353,700	482,200
60	68.0	133.5	310,400	435,500
65	65.7	131.3	274,200	386,500
70	63.3	128.7	243,700	345,600
75	61.0	125.9	217,500	311,200
80	58.5	122.8	194,800	281,700
85	56.0	119.4	174,900	256,300
90	53.4	115.7	157,400	234,200
95	50.7	111.6	141,800	214,700
100	47.9	107.0	127,900	197,400
105	45.0	102.0	115,400	181,900
110	41.9	96.5	104,100	168,100
115	38.5	90.2	93,800	155,500
120	34.9	83.1	84,400	144,200
125	31.0	75.0	75,900	133,900
130	26.4	65.2	68,000	124,400

157.5 ft				
ft	°	ft	lb	lb
24	84.4	163.5	534,000	534,000
26	83.6	163.3	533,700	533,700
28	82.9	163.0	533,600	533,600
30	82.2	162.7	533,400	533,400
32	81.4	162.3	533,300	533,300
34	80.7	162.0	533,300	533,300
36	79.9	161.6	533,300	533,300
38	79.2	161.2	532,500	532,500
40	78.5	160.7	516,800	516,800
45	76.6	159.5	475,200	489,400
50	74.7	158.1	408,800	489,400
55	72.8	156.5	355,600	482,800
60	70.9	154.8	312,200	436,100
65	68.9	152.8	275,900	388,300
70	66.9	150.6	245,200	347,300
75	64.9	148.3	219,000	312,700
80	62.9	145.7	196,200	283,200
85	60.8	142.8	176,200	257,700
90	58.6	139.8	158,600	235,500
95	56.5	136.4	143,000	215,900
100	54.2	132.8	129,000	198,500
105	51.9	128.9	116,400	183,000
110	49.5	124.6	105,100	169,000
115	47.0	119.9	94,700	156,500
120	44.4	114.8	85,300	145,000
125	41.7	109.2	76,600	134,600
130	38.8	103.0	68,700	125,100
135	35.7	96.1	61,300	116,300
140	32.3	88.3	54,600	108,300
145	28.6	79.4	48,300	100,800

MLC300 VPC-MAX S-3

ASME B30.5


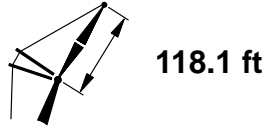
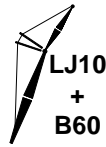


177.2 ft				
ft	°	ft	lb	lb
24	85.0	183.3	484,300	484,300
26	84.3	183.1	484,200	484,200
28	83.7	182.9	484,200	484,200
30	83.0	182.6	484,100	484,100
32	82.4	182.3	484,100	484,100
34	81.7	182.0	484,100	484,100
36	81.1	181.6	484,100	484,100
38	80.4	181.3	484,100	484,100
40	79.8	180.9	484,100	484,100
45	78.1	179.8	462,400	462,400
50	76.4	178.5	411,200	462,400
55	74.8	177.2	357,900	462,400
60	73.1	175.6	314,400	437,100
65	71.4	173.9	278,100	390,300
70	69.6	172.0	247,300	349,200
75	67.9	169.9	221,000	314,600
80	66.1	167.7	198,200	285,000
85	64.3	165.3	178,200	259,400
90	62.5	162.6	160,500	237,100
95	60.6	159.8	144,900	217,500
100	58.7	156.7	130,900	200,100
105	56.8	153.4	118,200	184,500
110	54.8	149.9	106,800	170,600
115	52.8	146.1	96,400	157,900
120	50.7	142.0	87,000	146,500
125	48.5	137.5	78,300	136,000
130	46.3	132.8	70,300	126,400
135	44.0	127.6	62,900	117,600
140	41.5	121.9	56,100	109,500
145	39.0	115.8	49,700	102,000
150	36.2	109.0	43,800	95,100
155	33.3	101.5	38,300	88,600
160	30.1	93.0	33,200	82,600
165	26.6	83.3	28,400	77,000

196.9 ft				
ft	°	ft	lb	lb
26	84.9	202.9	435,800	435,800
28	84.3	202.7	435,800	435,800
30	83.7	202.4	435,800	435,800
32	83.2	202.2	435,800	435,800
34	82.6	201.9	435,800	435,800
36	82.0	201.6	435,800	435,800
38	81.4	201.3	435,800	435,800
40	80.8	200.9	435,800	435,800
45	79.3	199.9	435,800	435,800
50	77.8	198.8	411,400	418,500
55	76.3	197.6	358,100	418,500
60	74.8	196.2	314,400	416,200
65	73.3	194.7	278,000	390,700
70	71.8	193.0	247,200	349,500
75	70.2	191.2	220,800	314,800
80	68.6	189.2	198,000	285,200
85	67.1	187.1	177,900	259,500
90	65.5	184.7	160,300	237,200
95	63.8	182.3	144,600	217,500
100	62.2	179.6	130,500	200,100
105	60.5	176.7	117,800	184,500
110	58.8	173.7	106,400	170,400
115	57.1	170.4	96,000	157,800
120	55.3	167.0	86,500	146,300
125	53.5	163.2	77,800	135,800
130	51.6	159.3	69,700	126,200
135	49.7	155.0	62,300	117,400
140	47.7	150.5	55,500	109,200
145	45.7	145.6	49,100	101,700
150	43.6	140.3	43,200	94,700
155	41.4	134.7	37,700	88,200
160	39.1	128.6	32,500	82,200
165	36.7	121.9	27,600	76,500
170	34.1	114.6	23,100	71,200
175	31.3	106.5	18,800	66,200
180	28.3	97.4	14,700	61,500

MLC300 VPC-MAX S-3

ASME B30.5



216.5 ft


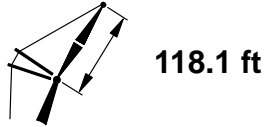
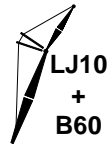
ft	°	ft	34.8 ft lb	48.0 ft lb
28	84.8	222.5	389,700	389,700
30	84.3	222.3	389,700	389,700
32	83.8	222.0	389,700	389,700
34	83.2	221.8	389,700	389,700
36	82.7	221.5	389,700	389,700
38	82.2	221.2	389,700	389,700
40	81.6	220.9	389,700	389,700
45	80.3	220.0	388,700	388,700
50	79.0	219.0	377,700	377,700
55	77.6	217.9	359,100	367,200
60	76.2	216.6	315,400	356,700
65	74.9	215.2	279,000	346,300
70	73.5	213.7	248,100	335,900
75	72.1	212.1	221,700	315,700
80	70.7	210.3	198,800	286,000
85	69.3	208.4	178,800	260,400
90	67.8	206.3	161,100	238,000
95	66.4	204.1	145,300	218,300
100	64.9	201.8	131,300	200,800
105	63.4	199.2	118,600	185,200
110	61.9	196.6	107,100	171,200
115	60.4	193.7	96,700	158,500
120	58.9	190.7	87,200	147,000
125	57.3	187.4	78,400	136,500
130	55.7	184.0	70,400	126,800
135	54.1	180.4	63,000	118,000
140	52.4	176.5	56,100	109,800
145	50.7	172.4	49,700	102,300
150	48.9	168.0	43,800	95,300
155	47.1	163.4	38,200	88,800
160	45.2	158.4	33,100	82,700
165	43.3	153.1	28,200	77,000
170	41.3	147.4	23,600	71,700
175	39.2	141.3	19,300	66,700
180	37.0	134.7	15,200	62,000
185	34.7	127.6	11,400	57,600
190	32.3	119.7		53,400
195	29.6	111.1		49,400
200	26.7	101.4		45,700

236.2 ft

ft	°	ft	34.8 ft lb	48.0 ft lb
30	84.8	242.1	344,500	344,500
32	84.3	241.9	344,500	344,500
34	83.8	241.6	344,500	344,500
36	83.3	241.4	344,500	344,500
38	82.8	241.1	344,500	344,500
40	82.3	240.8	342,300	342,300
45	81.1	240.0	333,600	333,600
50	79.9	239.1	324,300	324,300
55	78.6	238.0	315,500	315,500
60	77.4	236.9	306,600	306,600
65	76.2	235.7	278,000	297,700
70	74.9	234.3	247,100	288,800
75	73.6	232.8	220,600	280,100
80	72.4	231.2	197,700	271,500
85	71.1	229.4	177,600	259,800
90	69.8	227.6	159,900	237,400
95	68.5	225.6	144,100	217,600
100	67.2	223.5	130,000	200,100
105	65.8	221.2	117,300	184,400
110	64.5	218.8	105,800	170,400
115	63.1	216.2	95,400	157,700
120	61.7	213.5	85,900	146,100
125	60.3	210.7	77,100	135,600
130	58.9	207.6	69,100	126,000
135	57.5	204.4	61,600	117,100
140	56.0	201.0	54,700	108,900
145	54.5	197.5	48,300	101,400
150	53.0	193.7	42,400	94,400
155	51.5	189.7	36,800	87,800
160	49.9	185.4	31,600	81,700
165	48.2	181.0	26,700	76,000
170	46.6	176.2	22,200	70,700
175	44.8	171.2	17,800	65,700
180	43.1	165.9	13,800	61,000
185	41.2	160.2		56,500
190	39.3	154.1		52,300
195	37.3	147.6		48,400
200	35.2	140.5		44,600
210	30.7	124.6		37,600
220	25.4	105.1		31,400

MLC300 VPC-MAX S-3

ASME B30.5

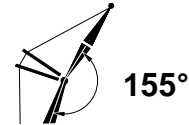
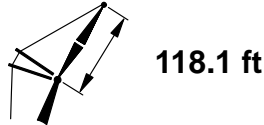
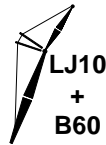


255.9 ft				
ft	°	ft	34.8 ft lb	48.0 ft lb
32	84.7	261.7	279,000	279,000
34	84.3	261.4	279,000	279,000
36	83.8	261.2	279,000	279,000
38	83.4	260.9	279,000	279,000
40	82.9	260.7	279,000	279,000
45	81.8	259.9	279,000	279,000
50	80.7	259.1	277,000	277,000
55	79.5	258.2	272,700	272,700
60	78.4	257.1	270,300	270,300
65	77.2	256.0	268,200	268,200
70	76.1	254.7	247,200	266,300
75	74.9	253.3	220,700	262,800
80	73.8	251.8	197,700	252,700
85	72.6	250.3	177,600	242,800
90	71.4	248.6	159,800	233,300
95	70.2	246.7	144,000	217,700
100	69.0	244.8	129,900	200,200
105	67.8	242.7	117,200	184,500
110	66.6	240.6	105,600	170,400
115	65.3	238.2	95,200	157,700
120	64.1	235.8	85,600	146,100
125	62.8	233.2	76,900	135,600
130	61.6	230.5	68,800	125,900
135	60.3	227.6	61,400	117,100
140	59.0	224.6	54,500	108,900
145	57.6	221.4	48,100	101,300
150	56.3	218.0	42,100	94,300
155	54.9	214.5	36,500	87,700
160	53.5	210.8	31,300	81,600
165	52.1	206.9	26,400	75,900
170	50.7	202.8	21,800	70,600
175	49.2	198.5	17,500	65,600
180	47.7	193.9	13,400	60,800
185	46.1	189.1		56,400
190	44.5	184.0		52,200
195	42.9	178.6		48,200
200	41.2	172.9		44,400
210	37.6	160.4		37,500
220	33.7	146.0		31,200
230	29.3	129.1		25,400

275.6 ft				
ft	°	ft	34.8 ft lb	48.0 ft lb
34	84.7	281.2	230,700	230,700
36	84.3	281.0	230,700	230,700
38	83.9	280.8	230,700	230,700
40	83.4	280.5	230,700	230,700
45	82.4	279.8	230,700	230,700
50	81.3	279.1	230,700	230,700
55	80.3	278.2	230,700	230,700
60	79.2	277.2	230,700	230,700
65	78.2	276.2	230,700	230,700
70	77.1	275.0	230,700	230,700
75	76.0	273.7	219,100	230,200
80	75.0	272.4	196,100	221,600
85	73.9	270.9	176,000	213,200
90	72.8	269.3	158,200	205,000
95	71.7	267.7	142,400	197,000
100	70.6	265.9	128,200	189,300
105	69.5	264.0	115,500	182,000
110	68.3	262.0	103,900	169,300
115	67.2	259.9	93,500	156,600
120	66.1	257.6	83,900	145,000
125	64.9	255.3	75,100	134,400
130	63.8	252.8	67,000	124,700
135	62.6	250.2	59,600	115,900
140	61.4	247.4	52,700	107,700
145	60.2	244.6	46,300	100,100
150	59.0	241.5	40,300	93,000
155	57.8	238.4	34,700	86,500
160	56.5	235.1	29,500	80,400
165	55.3	231.6	24,600	74,700
170	54.0	227.9	20,000	69,300
175	52.7	224.1	15,700	64,300
180	51.3	220.1	11,600	59,500
185	50.0	215.9		55,100
190	48.6	211.5		50,900
195	47.2	206.8		46,900
200	45.7	201.9		43,100
210	42.7	191.4		36,100
220	39.5	179.6		29,800
230	36.0	166.3		24,100
240	32.2	151.2		18,700
250	28.0	133.4		12,800

MLC300 VPC-MAX S-3



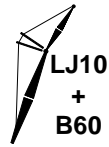
ASME B30.5



ft	°	ft	lb	lb
36	84.7	300.8	186,200	186,200
38	84.3	300.6	186,200	186,200
40	83.9	300.4	186,200	186,200
45	82.9	299.7	186,200	186,200
50	81.9	299.0	186,200	186,200
55	80.9	298.2	186,200	186,200
60	80.0	297.3	186,200	186,200
65	79.0	296.3	186,200	186,200
70	78.0	295.2	186,200	186,200
75	77.0	294.0	181,700	181,700
80	76.0	292.8	176,400	176,400
85	75.0	291.4	171,100	171,100
90	74.0	290.0	158,300	165,700
95	72.9	288.4	142,400	159,800
100	71.9	286.8	128,300	153,500
105	70.9	285.0	115,500	147,500
110	69.9	283.2	104,000	141,700
115	68.8	281.2	93,500	136,100
120	67.8	279.1	83,900	130,800
125	66.7	277.0	75,200	125,800
130	65.7	274.7	67,100	120,900
135	64.6	272.3	59,600	116,000
140	63.5	269.8	52,700	107,800
145	62.4	267.2	46,300	100,200
150	61.3	264.4	40,300	93,100
155	60.2	261.5	34,700	86,600
160	59.0	258.5	29,500	80,500
165	57.9	255.3	24,600	74,700
170	56.7	252.1	20,000	69,400
175	55.5	248.6	15,700	64,300
180	54.4	245.0	11,600	59,600
185	53.1	241.2		55,100
190	51.9	237.3		50,900
195	50.6	233.2		46,900
200	49.4	228.9		43,200
210	46.7	219.7		36,200
220	44.0	209.6		29,900
230	41.1	198.4		24,100
240	38.0	186.0		18,500
250	34.6	172.0		12,500

MLC300 VPC-MAX S-3

ASME B30.5



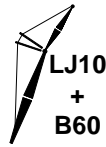


137.8 ft				
ft	°	ft	lb	lb
22	84.4	143.9	571,200	571,200
24	83.6	143.7	570,600	570,600
26	82.7	143.4	570,100	570,100
28	81.9	143.1	569,600	569,600
30	81.0	142.7	569,200	569,200
32	80.2	142.3	568,900	568,900
34	79.3	141.9	568,800	568,800
36	78.5	141.5	564,700	564,700
38	77.6	141.0	546,800	546,800
40	76.8	140.5	529,700	529,700
45	74.6	139.1	458,100	529,700
50	72.4	137.4	392,600	527,900
55	70.2	135.6	340,300	472,500
60	68.0	133.5	297,500	425,200
65	65.7	131.3	261,800	376,400
70	63.3	128.7	231,700	335,900
75	61.0	125.9	205,800	301,800
80	58.5	122.8	183,400	272,700
85	56.0	119.4	163,900	247,500
90	53.4	115.7	146,600	225,600
95	50.7	111.6	131,300	206,300
100	47.9	107.0	117,600	189,200
105	45.0	102.0	105,300	174,000
110	41.9	96.5	94,200	160,300
115	38.5	90.2	84,100	147,900
120	34.9	83.1	74,900	136,800
125	31.0	75.0	66,500	126,600
130	26.4	65.2	58,900	117,300

157.5 ft				
ft	°	ft	lb	lb
24	84.4	163.5	524,100	524,100
26	83.6	163.3	523,800	523,800
28	82.9	163.0	523,500	523,500
30	82.2	162.7	523,200	523,200
32	81.4	162.3	523,100	523,100
34	80.7	162.0	522,900	522,900
36	79.9	161.6	522,900	522,900
38	79.2	161.2	522,900	522,900
40	78.5	160.7	509,700	509,700
45	76.6	159.5	460,800	494,300
50	74.7	158.1	395,200	494,300
55	72.8	156.5	342,700	473,400
60	70.9	154.8	299,800	427,000
65	68.9	152.8	264,000	378,500
70	66.9	150.6	233,700	337,900
75	64.9	148.3	207,800	303,700
80	62.9	145.7	185,300	274,500
85	60.8	142.8	165,600	249,300
90	58.6	139.8	148,300	227,200
95	56.5	136.4	132,900	207,900
100	54.2	132.8	119,100	190,700
105	51.9	128.9	106,700	175,300
110	49.5	124.6	95,500	161,600
115	47.0	119.9	85,300	149,100
120	44.4	114.8	76,100	137,800
125	41.7	109.2	67,600	127,600
130	38.8	103.0	59,800	118,200
135	35.7	96.1	52,600	109,500
140	32.3	88.3	45,900	101,600
145	28.6	79.4	39,800	94,300

MLC300 VPC-MAX S-3

ASME B30.5



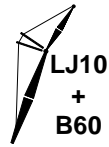


177.2 ft				
ft	°	ft	lb	lb
24	85.0	183.3	475,400	475,400
26	84.3	183.1	475,200	475,200
28	83.7	182.9	475,200	475,200
30	83.0	182.6	475,100	475,100
32	82.4	182.3	474,900	474,900
34	81.7	182.0	474,900	474,900
36	81.1	181.6	474,900	474,900
38	80.4	181.3	474,900	474,900
40	79.8	180.9	474,900	474,900
45	78.1	179.8	455,900	455,900
50	76.4	178.5	398,000	455,900
55	74.8	177.2	345,400	455,900
60	73.1	175.6	302,400	428,400
65	71.4	173.9	266,500	380,900
70	69.6	172.0	236,200	340,200
75	67.9	169.9	210,200	305,900
80	66.1	167.7	187,700	276,600
85	64.3	165.3	167,900	251,300
90	62.5	162.6	150,600	229,200
95	60.6	159.8	135,100	209,800
100	58.7	156.7	121,300	192,500
105	56.8	153.4	108,800	177,200
110	54.8	149.9	97,600	163,300
115	52.8	146.1	87,400	150,800
120	50.7	142.0	78,000	139,500
125	48.5	137.5	69,500	129,200
130	46.3	132.8	61,600	119,700
135	44.0	127.6	54,400	111,000
140	41.5	121.9	47,700	103,000
145	39.0	115.8	41,500	95,600
150	36.2	109.0	35,700	88,800
155	33.3	101.5	30,300	82,400
160	30.1	93.0	25,300	76,500
165	26.6	83.3	20,600	71,000

196.9 ft				
ft	°	ft	lb	lb
26	84.9	202.9	427,600	427,600
28	84.3	202.7	427,600	427,600
30	83.7	202.4	427,600	427,600
32	83.2	202.2	427,600	427,600
34	82.6	201.9	427,600	427,600
36	82.0	201.6	427,600	427,600
38	81.4	201.3	427,600	427,600
40	80.8	200.9	427,600	427,600
45	79.3	199.9	427,600	427,600
50	77.8	198.8	398,500	422,800
55	76.3	197.6	345,900	419,600
60	74.8	196.2	302,700	406,800
65	73.3	194.7	266,800	381,500
70	71.8	193.0	236,400	340,700
75	70.2	191.2	210,400	306,400
80	68.6	189.2	187,800	277,000
85	67.1	187.1	168,000	251,700
90	65.5	184.7	150,600	229,500
95	63.8	182.3	135,100	210,000
100	62.2	179.6	121,200	192,700
105	60.5	176.7	108,700	177,300
110	58.8	173.7	97,400	163,400
115	57.1	170.4	87,200	150,900
120	55.3	167.0	77,800	139,500
125	53.5	163.2	69,200	129,200
130	51.6	159.3	61,300	119,700
135	49.7	155.0	54,000	111,000
140	47.7	150.5	47,300	102,900
145	45.7	145.6	41,000	95,500
150	43.6	140.3	35,200	88,600
155	41.4	134.7	29,800	82,200
160	39.1	128.6	24,700	76,200
165	36.7	121.9	19,900	70,600
170	34.1	114.6	15,500	65,400
175	31.3	106.5	11,300	60,500
180	28.3	97.4		55,900

MLC300 VPC-MAX S-3

ASME B30.5



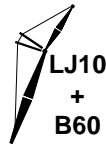


216.5 ft				
ft	°	ft	34.8 ft lb	48.0 ft lb
28	84.8	222.5	382,200	382,200
30	84.3	222.3	382,200	382,200
32	83.8	222.0	382,200	382,200
34	83.2	221.8	382,200	382,200
36	82.7	221.5	382,200	382,200
38	82.2	221.2	382,200	382,200
40	81.6	220.9	382,200	382,200
45	80.3	220.0	379,800	379,800
50	79.0	219.0	368,700	368,700
55	77.6	217.9	347,200	358,200
60	76.2	216.6	304,000	347,600
65	74.9	215.2	268,000	337,100
70	73.5	213.7	237,600	326,700
75	72.1	212.1	211,500	307,500
80	70.7	210.3	188,900	278,100
85	69.3	208.4	169,100	252,700
90	67.8	206.3	151,600	230,500
95	66.4	204.1	136,100	211,000
100	64.9	201.8	122,200	193,700
105	63.4	199.2	109,700	178,200
110	61.9	196.6	98,400	164,300
115	60.4	193.7	88,100	151,800
120	58.9	190.7	78,700	140,400
125	57.3	187.4	70,100	130,000
130	55.7	184.0	62,200	120,500
135	54.1	180.4	54,900	111,700
140	52.4	176.5	48,100	103,700
145	50.7	172.4	41,800	96,200
150	48.9	168.0	36,000	89,300
155	47.1	163.4	30,500	82,800
160	45.2	158.4	25,400	76,800
165	43.3	153.1	20,700	71,200
170	41.3	147.4	16,200	66,000
175	39.2	141.3	11,900	61,000
180	37.0	134.7		56,400
185	34.7	127.6		52,000
190	32.3	119.7		47,900
195	29.6	111.1		44,000
200	26.7	101.4		40,400

236.2 ft				
ft	°	ft	34.8 ft lb	48.0 ft lb
30	84.8	242.1	338,600	338,600
32	84.3	241.9	338,600	338,600
34	83.8	241.6	338,600	338,600
36	83.3	241.4	338,600	338,600
38	82.8	241.1	337,300	337,300
40	82.3	240.8	333,800	333,800
45	81.1	240.0	325,100	325,100
50	79.9	239.1	315,700	315,700
55	78.6	238.0	306,800	306,800
60	77.4	236.9	297,800	297,800
65	76.2	235.7	267,300	288,900
70	74.9	234.3	236,800	280,000
75	73.6	232.8	210,600	271,300
80	72.4	231.2	188,000	262,600
85	71.1	229.4	168,200	252,300
90	69.8	227.6	150,700	230,100
95	68.5	225.6	135,100	210,500
100	67.2	223.5	121,200	193,200
105	65.8	221.2	108,700	177,700
110	64.5	218.8	97,300	163,700
115	63.1	216.2	87,000	151,100
120	61.7	213.5	77,600	139,700
125	60.3	210.7	69,000	129,300
130	58.9	207.6	61,000	119,800
135	57.5	204.4	53,700	111,000
140	56.0	201.0	46,900	102,900
145	54.5	197.5	40,600	95,400
150	53.0	193.7	34,800	88,500
155	51.5	189.7	29,300	82,000
160	49.9	185.4	24,200	76,000
165	48.2	181.0	19,400	70,400
170	46.6	176.2	14,800	65,100
175	44.8	171.2	10,600	60,100
180	43.1	165.9		55,500
185	41.2	160.2		51,100
190	39.3	154.1		47,000
195	37.3	147.6		43,000
200	35.2	140.5		39,300
210	30.7	124.6		32,500
220	25.4	105.1		25,500

MLC300 VPC-MAX S-3

ASME B30.5



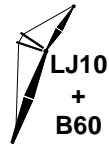


255.9 ft				
ft	°	ft	lb	lb
32	84.7	261.7	273,100	273,100
34	84.3	261.4	273,100	273,100
36	83.8	261.2	273,100	273,100
38	83.4	260.9	273,100	273,100
40	82.9	260.7	273,100	273,100
45	81.8	259.9	273,100	273,100
50	80.7	259.1	268,600	268,600
55	79.5	258.2	264,500	264,500
60	78.4	257.1	262,000	262,000
65	77.2	256.0	259,900	259,900
70	76.1	254.7	237,100	258,000
75	74.9	253.3	210,900	253,600
80	73.8	251.8	188,200	243,400
85	72.6	250.3	168,300	233,500
90	71.4	248.6	150,800	224,000
95	70.2	246.7	135,200	210,800
100	69.0	244.8	121,200	193,400
105	67.8	242.7	108,700	177,900
110	66.6	240.6	97,300	163,900
115	65.3	238.2	87,000	151,300
120	64.1	235.8	77,500	139,900
125	62.8	233.2	68,900	129,400
130	61.6	230.5	61,000	119,900
135	60.3	227.6	53,600	111,100
140	59.0	224.6	46,800	103,000
145	57.6	221.4	40,500	95,500
150	56.3	218.0	34,600	88,500
155	54.9	214.5	29,100	82,000
160	53.5	210.8	24,000	76,000
165	52.1	206.9	19,200	70,400
170	50.7	202.8	14,700	65,100
175	49.2	198.5	10,400	60,100
180	47.7	193.9		55,400
185	46.1	189.1		51,100
190	44.5	184.0		46,900
195	42.9	178.6		43,000
200	41.2	172.9		39,300
210	37.6	160.4		32,400
220	33.7	146.0		26,200
230	29.3	129.1		20,600

275.6 ft				
ft	°	ft	lb	lb
34	84.7	281.2	225,000	225,000
36	84.3	281.0	225,000	225,000
38	83.9	280.8	225,000	225,000
40	83.4	280.5	225,000	225,000
45	82.4	279.8	225,000	225,000
50	81.3	279.1	225,000	225,000
55	80.3	278.2	225,000	225,000
60	79.2	277.2	225,000	225,000
65	78.2	276.2	225,000	225,000
70	77.1	275.0	225,000	225,000
75	76.0	273.7	209,500	221,200
80	75.0	272.4	186,700	212,600
85	73.9	270.9	166,800	204,200
90	72.8	269.3	149,300	196,000
95	71.7	267.7	133,700	188,000
100	70.6	265.9	119,700	180,300
105	69.5	264.0	107,100	172,900
110	68.3	262.0	95,700	162,900
115	67.2	259.9	85,400	150,300
120	66.1	257.6	76,000	138,800
125	64.9	255.3	67,300	128,400
130	63.8	252.8	59,300	118,800
135	62.6	250.2	52,000	110,000
140	61.4	247.4	45,200	101,900
145	60.2	244.6	38,800	94,400
150	59.0	241.5	32,900	87,400
155	57.8	238.4	27,500	80,900
160	56.5	235.1	22,300	74,900
165	55.3	231.6	17,500	69,200
170	54.0	227.9	13,000	63,900
175	52.7	224.1		58,900
180	51.3	220.1		54,200
185	50.0	215.9		49,800
190	48.6	211.5		45,700
195	47.2	206.8		41,700
200	45.7	201.9		38,000
210	42.7	191.4		31,100
220	39.5	179.6		24,900
230	36.0	166.3		18,800
240	32.2	151.2		12,400

MLC300 VPC-MAX S-3


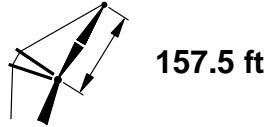
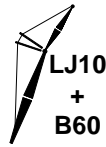
ASME B30.5



ft	°	ft	lb	lb
36	84.7	300.8	180,000	180,000
38	84.3	300.6	180,000	180,000
40	83.9	300.4	180,000	180,000
45	82.9	299.7	180,000	180,000
50	81.9	299.0	180,000	180,000
55	80.9	298.2	180,000	180,000
60	80.0	297.3	180,000	180,000
65	79.0	296.3	180,000	180,000
70	78.0	295.2	179,200	179,200
75	77.0	294.0	173,900	173,900
80	76.0	292.8	168,600	168,600
85	75.0	291.4	163,300	163,300
90	74.0	290.0	149,500	157,600
95	72.9	288.4	133,900	151,300
100	71.9	286.8	119,900	145,200
105	70.9	285.0	107,300	139,000
110	69.9	283.2	95,900	133,300
115	68.8	281.2	85,600	127,700
120	67.8	279.1	76,100	122,400
125	66.7	277.0	67,500	117,300
130	65.7	274.7	59,500	112,500
135	64.6	272.3	52,100	107,800
140	63.5	269.8	45,300	102,100
145	62.4	267.2	39,000	94,600
150	61.3	264.4	33,100	87,600
155	60.2	261.5	27,600	81,100
160	59.0	258.5	22,400	75,000
165	57.9	255.3	17,600	69,400
170	56.7	252.1	13,100	64,100
175	55.5	248.6		59,100
180	54.4	245.0		54,400
185	53.1	241.2		50,000
190	51.9	237.3		45,800
195	50.6	233.2		41,900
200	49.4	228.9		38,100
210	46.7	219.7		31,200
220	44.0	209.6		25,000
230	41.1	198.4		18,600
240	38.0	186.0		12,200

MLC300 VPC-MAX S-3

ASME B30.5



137.8 ft



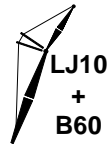
ft	°	ft	lb	
			34.8 ft	48.0 ft
22	84.4	143.9	558,700	558,700
24	83.6	143.7	557,900	557,900
26	82.7	143.4	557,200	557,200
28	81.9	143.1	556,500	556,500
30	81.0	142.7	555,900	555,900
32	80.2	142.3	555,500	555,500
34	79.3	141.9	555,100	555,100
36	78.5	141.5	554,800	554,800
38	77.6	141.0	537,500	537,500
40	76.8	140.5	520,500	520,500
45	74.6	139.1	441,400	520,500
50	72.4	137.4	376,900	516,700
55	70.2	135.6	325,300	461,700
60	68.0	133.5	283,100	413,300
65	65.7	131.3	248,000	365,000
70	63.3	128.7	218,300	325,000
75	61.0	125.9	192,900	291,300
80	58.5	122.8	170,900	262,600
85	56.0	119.4	151,600	237,800
90	53.4	115.7	134,700	216,100
95	50.7	111.6	119,600	197,100
100	47.9	107.0	106,200	180,200
105	45.0	102.0	94,100	165,200
110	41.9	96.5	83,200	151,700
115	38.5	90.2	73,400	139,600
120	34.9	83.1	64,400	128,600
125	31.0	75.0	56,300	118,600
130	26.4	65.2	48,800	107,600

157.5 ft

ft	°	ft	lb	
			34.8 ft	48.0 ft
24	84.4	163.5	512,900	512,900
26	83.6	163.3	512,400	512,400
28	82.9	163.0	512,000	512,000
30	82.2	162.7	511,700	511,700
32	81.4	162.3	511,400	511,400
34	80.7	162.0	511,200	511,200
36	79.9	161.6	511,000	511,000
38	79.2	161.2	510,800	510,800
40	78.5	160.7	501,500	501,500
45	76.6	159.5	444,700	499,300
50	74.7	158.1	380,100	499,300
55	72.8	156.5	328,300	463,000
60	70.9	154.8	286,000	416,100
65	68.9	152.8	250,800	367,700
70	66.9	150.6	220,900	327,600
75	64.9	148.3	195,400	293,700
80	62.9	145.7	173,300	264,800
85	60.8	142.8	153,900	239,900
90	58.6	139.8	136,900	218,200
95	56.5	136.4	121,700	199,000
100	54.2	132.8	108,200	182,000
105	51.9	128.9	96,000	166,900
110	49.5	124.6	85,000	153,300
115	47.0	119.9	75,000	141,000
120	44.4	114.8	65,900	129,900
125	41.7	109.2	57,600	119,800
130	38.8	103.0	50,000	110,500
135	35.7	96.1	42,900	102,100
140	32.3	88.3	36,500	94,300
145	28.6	79.4	30,500	87,100

MLC300 VPC-MAX S-3

ASME B30.5



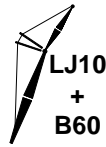


177.2 ft				
ft	°	ft	lb	lb
24	85.0	183.3	465,400	465,400
26	84.3	183.1	465,100	465,100
28	83.7	182.9	464,900	464,900
30	83.0	182.6	464,700	464,700
32	82.4	182.3	464,500	464,500
34	81.7	182.0	464,500	464,500
36	81.1	181.6	464,500	464,500
38	80.4	181.3	464,400	464,400
40	79.8	180.9	464,400	464,400
45	78.1	179.8	448,100	449,100
50	76.4	178.5	383,300	449,100
55	74.8	177.2	331,500	449,100
60	73.1	175.6	289,100	418,600
65	71.4	173.9	253,700	370,400
70	69.6	172.0	223,800	330,200
75	67.9	169.9	198,200	296,300
80	66.1	167.7	176,000	267,300
85	64.3	165.3	156,600	242,300
90	62.5	162.6	139,500	220,500
95	60.6	159.8	124,300	201,200
100	58.7	156.7	110,700	184,200
105	56.8	153.4	98,500	169,000
110	54.8	149.9	87,400	155,400
115	52.8	146.1	77,400	143,000
120	50.7	142.0	68,200	131,800
125	48.5	137.5	59,800	121,700
130	46.3	132.8	52,100	112,300
135	44.0	127.6	45,000	103,800
140	41.5	121.9	38,400	95,900
145	39.0	115.8	32,400	88,600
150	36.2	109.0	26,700	81,900
155	33.3	101.5	21,500	75,600
160	30.1	93.0	16,600	69,800
165	26.6	83.3	12,000	64,400

196.9 ft				
ft	°	ft	lb	lb
26	84.9	202.9	418,200	418,200
28	84.3	202.7	418,200	418,200
30	83.7	202.4	418,200	418,200
32	83.2	202.2	418,200	418,200
34	82.6	201.9	418,200	418,200
36	82.0	201.6	418,200	418,200
38	81.4	201.3	418,200	418,200
40	80.8	200.9	418,200	418,200
45	79.3	199.9	418,200	418,200
50	77.8	198.8	384,200	418,200
55	76.3	197.6	332,300	408,800
60	74.8	196.2	289,800	395,900
65	73.3	194.7	254,400	371,400
70	71.8	193.0	224,400	331,000
75	70.2	191.2	198,800	297,000
80	68.6	189.2	176,500	268,000
85	67.1	187.1	157,000	242,900
90	65.5	184.7	139,900	221,000
95	63.8	182.3	124,600	201,800
100	62.2	179.6	111,000	184,700
105	60.5	176.7	98,700	169,400
110	58.8	173.7	87,600	155,700
115	57.1	170.4	77,500	143,300
120	55.3	167.0	68,300	132,100
125	53.5	163.2	59,800	121,900
130	51.6	159.3	52,100	112,500
135	49.7	155.0	44,900	103,900
140	47.7	150.5	38,300	96,000
145	45.7	145.6	32,200	88,600
150	43.6	140.3	26,500	81,800
155	41.4	134.7	21,100	75,500
160	39.1	128.6	16,200	69,600
165	36.7	121.9	11,500	64,100
170	34.1	114.6		59,000
175	31.3	106.5		54,200
180	28.3	97.4		49,700

MLC300 VPC-MAX S-3

ASME B30.5



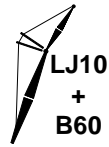


216.5 ft				
ft	°	ft	lb	lb
28	84.8	222.5	373,400	373,400
30	84.3	222.3	373,400	373,400
32	83.8	222.0	373,400	373,400
34	83.2	221.8	373,400	373,400
36	82.7	221.5	373,400	373,400
38	82.2	221.2	373,400	373,400
40	81.6	220.9	373,400	373,400
45	80.3	220.0	369,400	369,400
50	79.0	219.0	358,400	358,400
55	77.6	217.9	333,900	347,700
60	76.2	216.6	291,400	337,000
65	74.9	215.2	255,900	326,500
70	73.5	213.7	225,900	316,100
75	72.1	212.1	200,200	298,400
80	70.7	210.3	177,900	269,300
85	69.3	208.4	158,400	244,200
90	67.8	206.3	141,200	222,300
95	66.4	204.1	125,900	203,000
100	64.9	201.8	112,300	185,900
105	63.4	199.2	99,900	170,600
110	61.9	196.6	88,800	156,800
115	60.4	193.7	78,700	144,400
120	58.9	190.7	69,500	133,200
125	57.3	187.4	61,000	122,900
130	55.7	184.0	53,200	113,500
135	54.1	180.4	46,000	104,900
140	52.4	176.5	39,400	96,900
145	50.7	172.4	33,200	89,500
150	48.9	168.0	27,500	82,700
155	47.1	163.4	22,100	76,400
160	45.2	158.4	17,100	70,400
165	43.3	153.1	12,400	64,900
170	41.3	147.4		59,700
175	39.2	141.3		54,900
180	37.0	134.7		50,300
185	34.7	127.6		46,000
190	32.3	119.7		42,000
195	29.6	111.1		38,200
200	26.7	101.4		34,600

236.2 ft				
ft	°	ft	lb	lb
30	84.8	242.1	331,300	331,300
32	84.3	241.9	331,300	331,300
34	83.8	241.6	331,300	331,300
36	83.3	241.4	330,900	330,900
38	82.8	241.1	327,400	327,400
40	82.3	240.8	324,000	324,000
45	81.1	240.0	315,100	315,100
50	79.9	239.1	305,700	305,700
55	78.6	238.0	296,700	296,700
60	77.4	236.9	287,700	287,700
65	76.2	235.7	255,400	278,700
70	74.9	234.3	225,400	269,800
75	73.6	232.8	199,600	261,000
80	72.4	231.2	177,300	252,200
85	71.1	229.4	157,700	243,500
90	69.8	227.6	140,500	222,000
95	68.5	225.6	125,200	202,700
100	67.2	223.5	111,500	185,500
105	65.8	221.2	99,100	170,200
110	64.5	218.8	88,000	156,400
115	63.1	216.2	77,800	144,000
120	61.7	213.5	68,600	132,700
125	60.3	210.7	60,100	122,400
130	58.9	207.6	52,300	113,000
135	57.5	204.4	45,100	104,300
140	56.0	201.0	38,400	96,300
145	54.5	197.5	32,200	88,900
150	53.0	193.7	26,400	82,100
155	51.5	189.7	21,100	75,700
160	49.9	185.4	16,000	69,700
165	48.2	181.0	11,300	64,200
170	46.6	176.2		59,000
175	44.8	171.2		54,100
180	43.1	165.9		49,500
185	41.2	160.2		45,200
190	39.3	154.1		41,100
195	37.3	147.6		37,300
200	35.2	140.5		33,600
210	30.7	124.6		26,900
220	25.4	105.1		18,300

MLC300 VPC-MAX S-3

ASME B30.5

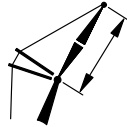
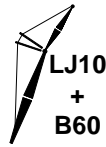


255.9 ft				
ft	°	ft	34.8 ft lb	48.0 ft lb
32	84.7	261.7	266,400	266,400
34	84.3	261.4	266,400	266,400
36	83.8	261.2	266,400	266,400
38	83.4	260.9	266,400	266,400
40	82.9	260.7	266,400	266,400
45	81.8	259.9	266,400	266,400
50	80.7	259.1	259,000	259,000
55	79.5	258.2	255,000	255,000
60	78.4	257.1	252,600	252,600
65	77.2	256.0	250,400	250,400
70	76.1	254.7	225,900	248,600
75	74.9	253.3	200,000	243,000
80	73.8	251.8	177,700	232,700
85	72.6	250.3	158,100	222,900
90	71.4	248.6	140,800	213,300
95	70.2	246.7	125,400	203,100
100	69.0	244.8	111,700	185,900
105	67.8	242.7	99,300	170,500
110	66.6	240.6	88,200	156,700
115	65.3	238.2	78,000	144,300
120	64.1	235.8	68,700	133,000
125	62.8	233.2	60,200	122,600
130	61.6	230.5	52,400	113,200
135	60.3	227.6	45,100	104,500
140	59.0	224.6	38,500	96,500
145	57.6	221.4	32,200	89,100
150	56.3	218.0	26,500	82,200
155	54.9	214.5	21,100	75,800
160	53.5	210.8	16,000	69,900
165	52.1	206.9	11,300	64,300
170	50.7	202.8		59,100
175	49.2	198.5		54,200
180	47.7	193.9		49,600
185	46.1	189.1		45,200
190	44.5	184.0		41,200
195	42.9	178.6		37,300
200	41.2	172.9		33,600
210	37.6	160.4		26,900
220	33.7	146.0		20,700
230	29.3	129.1		13,900

275.6 ft				
ft	°	ft	34.8 ft lb	48.0 ft lb
34	84.7	281.2	218,500	218,500
36	84.3	281.0	218,500	218,500
38	83.9	280.8	218,500	218,500
40	83.4	280.5	218,500	218,500
45	82.4	279.8	218,500	218,500
50	81.3	279.1	218,500	218,500
55	80.3	278.2	218,500	218,500
60	79.2	277.2	218,500	218,500
65	78.2	276.2	218,500	218,500
70	77.1	275.0	218,500	218,500
75	76.0	273.7	198,800	210,900
80	75.0	272.4	176,400	202,300
85	73.9	270.9	156,800	193,900
90	72.8	269.3	139,500	185,600
95	71.7	267.7	124,100	177,700
100	70.6	265.9	110,400	170,000
105	69.5	264.0	98,000	162,600
110	68.3	262.0	86,800	155,600
115	67.2	259.9	76,600	143,400
120	66.1	257.6	67,300	132,100
125	64.9	255.3	58,800	121,700
130	63.8	252.8	50,900	112,300
135	62.6	250.2	43,700	103,600
140	61.4	247.4	37,000	95,500
145	60.2	244.6	30,700	88,100
150	59.0	241.5	25,000	81,200
155	57.8	238.4	19,500	74,800
160	56.5	235.1	14,500	68,800
165	55.3	231.6		63,300
170	54.0	227.9		58,000
175	52.7	224.1		53,100
180	51.3	220.1		48,500
185	50.0	215.9		44,100
190	48.6	211.5		40,000
195	47.2	206.8		36,100
200	45.7	201.9		32,500
210	42.7	191.4		25,700
220	39.5	179.6		18,700
230	36.0	166.3		11,800

MLC300 VPC-MAX S-3

ASME B30.5



157.5 ft



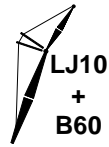


155°

ft	°	ft	lb	lb
36	84.7	300.8	173,600	173,600
38	84.3	300.6	173,600	173,600
40	83.9	300.4	173,600	173,600
45	82.9	299.7	173,600	173,600
50	81.9	299.0	173,600	173,600
55	80.9	298.2	173,600	173,600
60	80.0	297.3	173,600	173,600
65	79.0	296.3	173,600	173,600
70	78.0	295.2	170,100	170,100
75	77.0	294.0	164,800	164,800
80	76.0	292.8	159,400	159,400
85	75.0	291.4	153,900	153,900
90	74.0	290.0	139,900	147,900
95	72.9	288.4	124,500	141,500
100	71.9	286.8	110,700	135,300
105	70.9	285.0	98,300	129,300
110	69.9	283.2	87,100	123,500
115	68.8	281.2	76,900	118,000
120	67.8	279.1	67,600	112,700
125	66.7	277.0	59,100	107,700
130	65.7	274.7	51,200	102,700
135	64.6	272.3	44,000	98,000
140	63.5	269.8	37,300	93,500
145	62.4	267.2	31,000	88,400
150	61.3	264.4	25,200	81,500
155	60.2	261.5	19,800	75,100
160	59.0	258.5	14,800	69,100
165	57.9	255.3	10,000	63,500
170	56.7	252.1		58,300
175	55.5	248.6		53,400
180	54.4	245.0		48,700
185	53.1	241.2		44,400
190	51.9	237.3		40,300
195	50.6	233.2		36,400
200	49.4	228.9		32,700
210	46.7	219.7		25,900
220	44.0	209.6		18,600
230	41.1	198.4		11,700

MLC300 VPC-MAX S-3

ASME B30.5



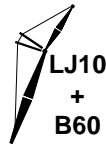


137.8 ft				
ft	°	ft	lb	lb
22	84.4	143.9	571,700	571,700
24	83.6	143.7	570,500	570,500
26	82.7	143.4	569,300	569,300
28	81.9	143.1	568,300	568,300
30	81.0	142.7	567,400	567,400
32	80.2	142.3	566,400	566,400
34	79.3	141.9	565,600	565,600
36	78.5	141.5	564,300	564,300
38	77.6	141.0	545,800	545,800
40	76.8	140.5	528,100	528,100
45	74.6	139.1	455,100	528,100
50	72.4	137.4	387,500	523,700
55	70.2	135.6	333,500	467,100
60	68.0	133.5	289,300	418,900
65	65.7	131.3	252,400	369,000
70	63.3	128.7	221,300	327,700
75	61.0	125.9	194,500	292,900
80	58.5	122.8	171,300	263,200
85	56.0	119.4	151,000	237,500
90	53.4	115.7	133,100	215,100
95	50.7	111.6	117,200	195,300
100	47.9	107.0	102,900	177,800
105	45.0	102.0	90,100	162,100
110	41.9	96.5	78,500	148,100
115	38.5	90.2	67,900	135,300
120	34.9	83.1	58,200	123,800
125	31.0	75.0	49,400	113,300
130	26.4	65.2	41,200	99,900
135	20.9	53.0	33,600	85,000

157.5 ft				
ft	°	ft	lb	lb
24	84.4	163.5	522,900	522,900
26	83.6	163.3	522,100	522,100
28	82.9	163.0	521,400	521,400
30	82.2	162.7	520,700	520,700
32	81.4	162.3	520,200	520,200
34	80.7	162.0	519,600	519,600
36	79.9	161.6	519,100	519,100
38	79.2	161.2	518,700	518,700
40	78.5	160.7	508,900	508,900
45	76.6	159.5	459,600	491,200
50	74.7	158.1	392,000	491,200
55	72.8	156.5	337,800	469,400
60	70.9	154.8	293,500	422,000
65	68.9	152.8	256,600	372,900
70	66.9	150.6	225,300	331,500
75	64.9	148.3	198,500	296,500
80	62.9	145.7	175,300	266,700
85	60.8	142.8	154,900	240,900
90	58.6	139.8	137,000	218,400
95	56.5	136.4	121,000	198,600
100	54.2	132.8	106,700	181,100
105	51.9	128.9	93,800	165,300
110	49.5	124.6	82,200	151,200
115	47.0	119.9	71,600	138,500
120	44.4	114.8	61,900	126,900
125	41.7	109.2	53,000	116,300
130	38.8	103.0	44,900	106,600
135	35.7	96.1	37,300	97,700
140	32.3	88.3	30,300	89,500
145	28.6	79.4	23,800	81,900
150	24.3	68.7	17,700	71,000
155	19.1	55.2	12,000	59,100

MLC300 VPC-MAX S-3

ASME B30.5



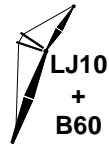


177.2 ft				
ft	°	ft	lb	lb
24	85.0	183.3	473,100	473,100
26	84.3	183.1	472,600	472,600
28	83.7	182.9	472,200	472,200
30	83.0	182.6	471,800	471,800
32	82.4	182.3	471,500	471,500
34	81.7	182.0	471,200	471,200
36	81.1	181.6	471,000	471,000
38	80.4	181.3	470,700	470,700
40	79.8	180.9	470,600	470,600
45	78.1	179.8	454,700	454,700
50	76.4	178.5	396,100	454,700
55	74.8	177.2	341,900	454,700
60	73.1	175.6	297,600	424,400
65	71.4	173.9	260,600	376,500
70	69.6	172.0	229,300	334,900
75	67.9	169.9	202,400	300,000
80	66.1	167.7	179,200	270,100
85	64.3	165.3	158,800	244,300
90	62.5	162.6	140,800	221,700
95	60.6	159.8	124,900	201,900
100	58.7	156.7	110,500	184,300
105	56.8	153.4	97,700	168,500
110	54.8	149.9	86,000	154,400
115	52.8	146.1	75,400	141,600
120	50.7	142.0	65,700	130,000
125	48.5	137.5	56,800	119,400
130	46.3	132.8	48,600	109,700
135	44.0	127.6	41,100	100,800
140	41.5	121.9	34,100	92,600
145	39.0	115.8	27,500	84,900
150	36.2	109.0	21,500	77,900
155	33.3	101.5	15,800	71,300
160	30.1	93.0	10,500	65,100
165	26.6	83.3		58,900
170	22.5	71.8		49,400
175	17.5	57.2		39,700

196.9 ft				
ft	°	ft	lb	lb
26	84.9	202.9	423,500	423,500
28	84.3	202.7	423,400	423,400
30	83.7	202.4	423,400	423,400
32	83.2	202.2	423,300	423,300
34	82.6	201.9	423,300	423,300
36	82.0	201.6	423,300	423,300
38	81.4	201.3	423,300	423,300
40	80.8	200.9	423,300	423,300
45	79.3	199.9	423,300	423,300
50	77.8	198.8	397,800	422,300
55	76.3	197.6	343,500	414,800
60	74.8	196.2	299,100	401,800
65	73.3	194.7	262,000	378,100
70	71.8	193.0	230,700	336,500
75	70.2	191.2	203,800	301,500
80	68.6	189.2	180,500	271,500
85	67.1	187.1	160,100	245,600
90	65.5	184.7	142,100	223,000
95	63.8	182.3	126,100	203,200
100	62.2	179.6	111,800	185,500
105	60.5	176.7	98,900	169,700
110	58.8	173.7	87,200	155,600
115	57.1	170.4	76,600	142,800
120	55.3	167.0	66,900	131,100
125	53.5	163.2	58,000	120,500
130	51.6	159.3	49,800	110,800
135	49.7	155.0	42,200	101,900
140	47.7	150.5	35,200	93,600
145	45.7	145.6	28,700	86,000
150	43.6	140.3	22,600	78,900
155	41.4	134.7	16,900	72,300
160	39.1	128.6	11,600	66,100
165	36.7	121.9		60,400
170	34.1	114.6		55,000
175	31.3	106.5		49,900
180	28.3	97.4		45,100
185	24.9	86.9		38,000
190	21.0	74.5		30,100
195	16.2	58.8		22,000

MLC300 VPC-MAX S-3

ASME B30.5



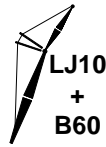


216.5 ft				
ft	°	ft	lb	lb
28	84.8	222.5	376,700	376,700
30	84.3	222.3	376,700	376,700
32	83.8	222.0	376,700	376,700
34	83.2	221.8	376,700	376,700
36	82.7	221.5	376,700	376,700
38	82.2	221.2	376,700	376,700
40	81.6	220.9	376,700	376,700
45	80.3	220.0	375,200	375,200
50	79.0	219.0	364,200	364,200
55	77.6	217.9	345,700	353,500
60	76.2	216.6	301,300	342,700
65	74.9	215.2	264,200	332,000
70	73.5	213.7	232,800	321,500
75	72.1	212.1	205,900	303,400
80	70.7	210.3	182,600	273,400
85	69.3	208.4	162,200	247,500
90	67.8	206.3	144,200	224,900
95	66.4	204.1	128,200	205,000
100	64.9	201.8	113,800	187,300
105	63.4	199.2	100,900	171,500
110	61.9	196.6	89,200	157,300
115	60.4	193.7	78,600	144,500
120	58.9	190.7	68,900	132,800
125	57.3	187.4	60,000	122,200
130	55.7	184.0	51,800	112,500
135	54.1	180.4	44,200	103,500
140	52.4	176.5	37,200	95,300
145	50.7	172.4	30,700	87,600
150	48.9	168.0	24,600	80,500
155	47.1	163.4	18,900	73,900
160	45.2	158.4	13,600	67,800
165	43.3	153.1		62,000
170	41.3	147.4		56,600
175	39.2	141.3		51,500
180	37.0	134.7		46,700
185	34.7	127.6		42,200
190	32.3	119.7		38,000
195	29.6	111.1		33,900
200	26.7	101.4		28,700
210	19.8	77.0		15,400

236.2 ft				
ft	°	ft	lb	lb
30	84.8	242.1	327,900	327,900
32	84.3	241.9	327,900	327,900
34	83.8	241.6	327,900	327,900
36	83.3	241.4	327,900	327,900
38	82.8	241.1	327,900	327,900
40	82.3	240.8	327,900	327,900
45	81.1	240.0	320,400	320,400
50	79.9	239.1	311,000	311,000
55	78.6	238.0	302,100	302,100
60	77.4	236.9	293,100	293,100
65	76.2	235.7	264,200	284,000
70	74.9	234.3	232,800	275,000
75	73.6	232.8	205,900	266,000
80	72.4	231.2	182,500	257,000
85	71.1	229.4	162,100	247,700
90	69.8	227.6	144,000	225,100
95	68.5	225.6	128,000	205,100
100	67.2	223.5	113,600	187,400
105	65.8	221.2	100,700	171,600
110	64.5	218.8	89,000	157,400
115	63.1	216.2	78,400	144,500
120	61.7	213.5	68,600	132,900
125	60.3	210.7	59,700	122,200
130	58.9	207.6	51,500	112,500
135	57.5	204.4	43,900	103,500
140	56.0	201.0	36,900	95,300
145	54.5	197.5	30,400	87,600
150	53.0	193.7	24,300	80,500
155	51.5	189.7	18,600	73,900
160	49.9	185.4	13,300	67,700
165	48.2	181.0		61,900
170	46.6	176.2		56,500
175	44.8	171.2		51,400
180	43.1	165.9		46,700
185	41.2	160.2		42,100
190	39.3	154.1		37,900
195	37.3	147.6		33,800
200	35.2	140.5		30,000
210	30.7	124.6		22,900
220	25.4	105.1		12,600

MLC300 VPC-MAX S-3

ASME B30.5

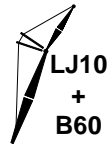


255.9 ft				
ft	°	ft	lb	lb
32	84.7	261.7	262,900	262,900
34	84.3	261.4	262,900	262,900
36	83.8	261.2	262,900	262,900
38	83.4	260.9	262,900	262,900
40	82.9	260.7	262,900	262,900
45	81.8	259.9	262,900	262,900
50	80.7	259.1	262,900	262,900
55	79.5	258.2	259,300	259,300
60	78.4	257.1	256,600	256,600
65	77.2	256.0	254,200	254,200
70	76.1	254.7	233,800	252,100
75	74.9	253.3	206,800	244,200
80	73.8	251.8	183,400	233,900
85	72.6	250.3	162,900	223,900
90	71.4	248.6	144,800	214,100
95	70.2	246.7	128,800	204,700
100	69.0	244.8	114,400	188,200
105	67.8	242.7	101,400	172,400
110	66.6	240.6	89,700	158,100
115	65.3	238.2	79,000	145,300
120	64.1	235.8	69,300	133,600
125	62.8	233.2	60,400	122,900
130	61.6	230.5	52,200	113,200
135	60.3	227.6	44,600	104,200
140	59.0	224.6	37,600	95,900
145	57.6	221.4	31,000	88,300
150	56.3	218.0	24,900	81,100
155	54.9	214.5	19,300	74,500
160	53.5	210.8	14,000	68,300
165	52.1	206.9		62,600
170	50.7	202.8		57,200
175	49.2	198.5		52,100
180	47.7	193.9		47,300
185	46.1	189.1		42,800
190	44.5	184.0		38,500
195	42.9	178.6		34,500
200	41.2	172.9		30,600
210	37.6	160.4		23,600
220	33.7	146.0		15,800

275.6 ft				
ft	°	ft	lb	lb
34	84.7	281.2	215,000	215,000
36	84.3	281.0	215,000	215,000
38	83.9	280.8	215,000	215,000
40	83.4	280.5	215,000	215,000
45	82.4	279.8	215,000	215,000
50	81.3	279.1	215,000	215,000
55	80.3	278.2	215,000	215,000
60	79.2	277.2	215,000	215,000
65	78.2	276.2	215,000	215,000
70	77.1	275.0	215,000	215,000
75	76.0	273.7	206,000	212,400
80	75.0	272.4	182,500	203,800
85	73.9	270.9	162,000	195,300
90	72.8	269.3	143,900	186,800
95	71.7	267.7	127,800	178,700
100	70.6	265.9	113,400	170,700
105	69.5	264.0	100,500	162,500
110	68.3	262.0	88,800	155,900
115	67.2	259.9	78,100	144,800
120	66.1	257.6	68,300	133,100
125	64.9	255.3	59,400	122,400
130	63.8	252.8	51,200	112,600
135	62.6	250.2	43,600	103,600
140	61.4	247.4	36,600	95,300
145	60.2	244.6	30,000	87,700
150	59.0	241.5	23,900	80,500
155	57.8	238.4	18,200	73,900
160	56.5	235.1	12,900	67,700
165	55.3	231.6		61,900
170	54.0	227.9		56,500
175	52.7	224.1		51,400
180	51.3	220.1		46,600
185	50.0	215.9		42,100
190	48.6	211.5		37,800
195	47.2	206.8		33,800
200	45.7	201.9		30,000
210	42.7	191.4		22,400
220	39.5	179.6		14,500

MLC300 VPC-MAX S-3

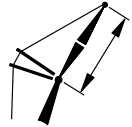
ASME B30.5



474,100 lb



360°



177.2 ft


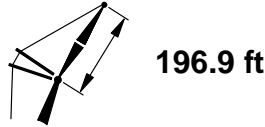
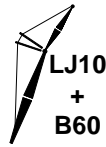


169°

<p>295.3 ft</p>				
ft	°	ft	lb	lb
36	84.7	300.8	170,700	170,700
38	84.3	300.6	170,700	170,700
40	83.9	300.4	170,700	170,700
45	82.9	299.7	170,700	170,700
50	81.9	299.0	170,700	170,700
55	80.9	298.2	170,700	170,700
60	80.0	297.3	170,700	170,700
65	79.0	296.3	170,700	170,700
70	78.0	295.2	170,700	170,700
75	77.0	294.0	166,000	166,000
80	76.0	292.8	160,600	160,600
85	75.0	291.4	155,100	155,100
90	74.0	290.0	144,700	149,200
95	72.9	288.4	128,600	142,700
100	71.9	286.8	114,200	136,300
105	70.9	285.0	101,200	130,000
110	69.9	283.2	89,500	124,000
115	68.8	281.2	78,800	118,300
120	67.8	279.1	69,100	112,700
125	66.7	277.0	60,100	107,400
130	65.7	274.7	51,900	102,200
135	64.6	272.3	44,300	97,200
140	63.5	269.8	37,300	92,400
145	62.4	267.2	30,700	87,800
150	61.3	264.4	24,600	81,200
155	60.2	261.5	19,000	74,500
160	59.0	258.5	13,600	68,300
165	57.9	255.3		62,600
170	56.7	252.1		57,100
175	55.5	248.6		52,000
180	54.4	245.0		47,200
185	53.1	241.2		42,700
190	51.9	237.3		38,500
195	50.6	233.2		34,400
200	49.4	228.9		30,600
210	46.7	219.7		22,800
220	44.0	209.6		15,000

MLC300 VPC-MAX S-3

ASME B30.5

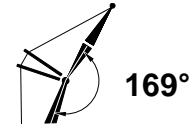

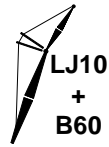


137.8 ft				
ft	°	ft	lb	lb
22	84.4	143.9	563,800	563,800
24	83.6	143.7	562,500	562,500
26	82.7	143.4	561,100	561,100
28	81.9	143.1	559,800	559,800
30	81.0	142.7	558,600	558,600
32	80.2	142.3	557,600	557,600
34	79.3	141.9	556,500	556,500
36	78.5	141.5	555,500	555,500
38	77.6	141.0	539,800	539,800
40	76.8	140.5	522,100	522,100
45	74.6	139.1	443,500	522,100
50	72.4	137.4	376,300	515,700
55	70.2	135.6	322,600	459,300
60	68.0	133.5	278,700	410,000
65	65.7	131.3	242,000	360,500
70	63.3	128.7	211,000	319,400
75	61.0	125.9	184,400	284,800
80	58.5	122.8	161,400	255,200
85	56.0	119.4	141,200	229,700
90	53.4	115.7	123,500	207,400
95	50.7	111.6	107,600	187,700
100	47.9	107.0	93,500	170,300
105	45.0	102.0	80,700	154,700
110	41.9	96.5	69,200	140,800
115	38.5	90.2	58,700	128,100
120	34.9	83.1	49,200	116,700
125	31.0	75.0	40,400	106,000
130	26.4	65.2	32,300	91,000
135	20.9	53.0	24,800	76,200

157.5 ft				
ft	°	ft	lb	lb
24	84.4	163.5	515,600	515,600
26	83.6	163.3	514,600	514,600
28	82.9	163.0	513,800	513,800
30	82.2	162.7	512,900	512,900
32	81.4	162.3	512,200	512,200
34	80.7	162.0	511,500	511,500
36	79.9	161.6	510,900	510,900
38	79.2	161.2	510,300	510,300
40	78.5	160.7	503,600	503,600
45	76.6	159.5	448,700	494,900
50	74.7	158.1	381,400	494,900
55	72.8	156.5	327,600	462,000
60	70.9	154.8	283,500	414,600
65	68.9	152.8	246,800	364,900
70	66.9	150.6	215,700	323,700
75	64.9	148.3	189,100	288,900
80	62.9	145.7	166,000	259,300
85	60.8	142.8	145,800	233,600
90	58.6	139.8	128,000	211,300
95	56.5	136.4	112,100	191,600
100	54.2	132.8	97,900	174,100
105	51.9	128.9	85,100	158,500
110	49.5	124.6	73,600	144,400
115	47.0	119.9	63,000	131,800
120	44.4	114.8	53,400	120,300
125	41.7	109.2	44,600	109,800
130	38.8	103.0	36,500	100,100
135	35.7	96.1	29,000	91,300
140	32.3	88.3	22,100	83,200
145	28.6	79.4	15,700	74,700
150	24.3	68.7		63,000
155	19.1	55.2		51,200

MLC300 VPC-MAX S-3

ASME B30.5


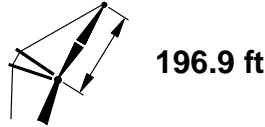
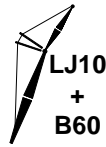


177.2 ft				
ft	°	ft	lb	lb
24	85.0	183.3	466,300	466,300
26	84.3	183.1	465,700	465,700
28	83.7	182.9	465,300	465,300
30	83.0	182.6	464,800	464,800
32	82.4	182.3	464,300	464,300
34	81.7	182.0	463,900	463,900
36	81.1	181.6	463,500	463,500
38	80.4	181.3	463,300	463,300
40	79.8	180.9	463,000	463,000
45	78.1	179.8	449,800	449,800
50	76.4	178.5	386,100	449,800
55	74.8	177.2	332,200	449,800
60	73.1	175.6	288,100	417,500
65	71.4	173.9	251,400	368,900
70	69.6	172.0	220,200	327,600
75	67.9	169.9	193,600	292,800
80	66.1	167.7	170,400	263,100
85	64.3	165.3	150,200	237,400
90	62.5	162.6	132,300	215,000
95	60.6	159.8	116,500	195,200
100	58.7	156.7	102,300	177,700
105	56.8	153.4	89,500	162,100
110	54.8	149.9	77,900	148,000
115	52.8	146.1	67,300	135,300
120	50.7	142.0	57,700	123,800
125	48.5	137.5	48,900	113,200
130	46.3	132.8	40,800	103,600
135	44.0	127.6	33,300	94,700
140	41.5	121.9	26,300	86,500
145	39.0	115.8	19,900	79,000
150	36.2	109.0	13,900	72,000
155	33.3	101.5		65,400
160	30.1	93.0		59,300
165	26.6	83.3		51,500
170	22.5	71.8		42,000
175	17.5	57.2		32,400

196.9 ft				
ft	°	ft	lb	lb
26	84.9	202.9	417,100	417,100
28	84.3	202.7	416,900	416,900
30	83.7	202.4	416,700	416,700
32	83.2	202.2	416,700	416,700
34	82.6	201.9	416,500	416,500
36	82.0	201.6	416,500	416,500
38	81.4	201.3	416,400	416,400
40	80.8	200.9	416,400	416,400
45	79.3	199.9	416,400	416,400
50	77.8	198.8	388,200	416,400
55	76.3	197.6	334,200	407,100
60	74.8	196.2	290,100	394,000
65	73.3	194.7	253,200	370,900
70	71.8	193.0	222,100	329,500
75	70.2	191.2	195,400	294,600
80	68.6	189.2	172,200	264,900
85	67.1	187.1	151,900	239,100
90	65.5	184.7	134,000	216,600
95	63.8	182.3	118,100	196,800
100	62.2	179.6	103,900	179,300
105	60.5	176.7	91,100	163,600
110	58.8	173.7	79,500	149,500
115	57.1	170.4	68,900	136,800
120	55.3	167.0	59,300	125,200
125	53.5	163.2	50,400	114,700
130	51.6	159.3	42,300	105,000
135	49.7	155.0	34,800	96,100
140	47.7	150.5	27,800	87,900
145	45.7	145.6	21,400	80,300
150	43.6	140.3	15,300	73,300
155	41.4	134.7		66,700
160	39.1	128.6		60,600
165	36.7	121.9		54,900
170	34.1	114.6		49,500
175	31.3	106.5		44,500
180	28.3	97.4		39,000
185	24.9	86.9		31,100
190	21.0	74.5		23,300
195	16.2	58.8		15,200

MLC300 VPC-MAX S-3

ASME B30.5



216.5 ft



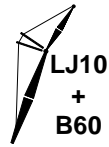
ft	°	ft	34.8 ft lb	48.0 ft lb
28	84.8	222.5	370,600	370,600
30	84.3	222.3	370,600	370,600
32	83.8	222.0	370,600	370,600
34	83.2	221.8	370,600	370,600
36	82.7	221.5	370,600	370,600
38	82.2	221.2	370,600	370,600
40	81.6	220.9	370,600	370,600
45	80.3	220.0	368,000	368,000
50	79.0	219.0	356,800	356,800
55	77.6	217.9	336,800	346,100
60	76.2	216.6	292,600	335,300
65	74.9	215.2	255,700	324,600
70	73.5	213.7	224,600	313,900
75	72.1	212.1	197,800	296,900
80	70.7	210.3	174,600	267,000
85	69.3	208.4	154,400	241,300
90	67.8	206.3	136,400	218,800
95	66.4	204.1	120,500	198,900
100	64.9	201.8	106,300	181,400
105	63.4	199.2	93,400	165,600
110	61.9	196.6	81,800	151,500
115	60.4	193.7	71,300	138,800
120	58.9	190.7	61,600	127,200
125	57.3	187.4	52,800	116,600
130	55.7	184.0	44,600	106,900
135	54.1	180.4	37,100	98,000
140	52.4	176.5	30,200	89,800
145	50.7	172.4	23,700	82,200
150	48.9	168.0	17,700	75,200
155	47.1	163.4	12,000	68,600
160	45.2	158.4		62,500
165	43.3	153.1		56,800
170	41.3	147.4		51,400
175	39.2	141.3		46,400
180	37.0	134.7		41,600
185	34.7	127.6		37,100
190	32.3	119.7		32,900
195	29.6	111.1		28,900
200	26.7	101.4		22,200

236.2 ft

ft	°	ft	34.8 ft lb	48.0 ft lb
30	84.8	242.1	321,900	321,900
32	84.3	241.9	321,900	321,900
34	83.8	241.6	321,900	321,900
36	83.3	241.4	321,900	321,900
38	82.8	241.1	321,900	321,900
40	82.3	240.8	320,100	320,100
45	81.1	240.0	311,400	311,400
50	79.9	239.1	302,000	302,000
55	78.6	238.0	293,100	293,100
60	77.4	236.9	284,000	284,000
65	76.2	235.7	256,100	275,000
70	74.9	234.3	224,800	265,900
75	73.6	232.8	198,100	256,900
80	72.4	231.2	174,900	248,000
85	71.1	229.4	154,500	239,100
90	69.8	227.6	136,600	219,200
95	68.5	225.6	120,700	199,300
100	67.2	223.5	106,400	181,700
105	65.8	221.2	93,500	166,000
110	64.5	218.8	81,900	151,800
115	63.1	216.2	71,300	139,100
120	61.7	213.5	61,700	127,500
125	60.3	210.7	52,800	116,900
130	58.9	207.6	44,700	107,200
135	57.5	204.4	37,100	98,300
140	56.0	201.0	30,200	90,000
145	54.5	197.5	23,700	82,400
150	53.0	193.7	17,600	75,400
155	51.5	189.7	12,000	68,800
160	49.9	185.4		62,600
165	48.2	181.0		56,900
170	46.6	176.2		51,500
175	44.8	171.2		46,500
180	43.1	165.9		41,700
185	41.2	160.2		37,200
190	39.3	154.1		33,000
195	37.3	147.6		29,000
200	35.2	140.5		25,200
210	30.7	124.6		17,000

MLC300 VPC-MAX S-3

ASME B30.5


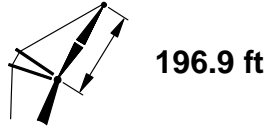
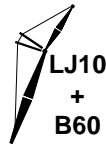


255.9 ft				
ft	°	ft	lb	lb
32	84.7	261.7	257,200	257,200
34	84.3	261.4	257,200	257,200
36	83.8	261.2	257,200	257,200
38	83.4	260.9	257,200	257,200
40	82.9	260.7	257,200	257,200
45	81.8	259.9	257,200	257,200
50	80.7	259.1	256,900	256,900
55	79.5	258.2	252,500	252,500
60	78.4	257.1	249,700	249,700
65	77.2	256.0	247,300	247,300
70	76.1	254.7	226,000	245,100
75	74.9	253.3	199,200	236,200
80	73.8	251.8	176,000	225,900
85	72.6	250.3	155,600	215,800
90	71.4	248.6	137,600	206,100
95	70.2	246.7	121,700	196,700
100	69.0	244.8	107,400	182,700
105	67.8	242.7	94,500	167,000
110	66.6	240.6	82,900	152,800
115	65.3	238.2	72,300	140,000
120	64.1	235.8	62,600	128,400
125	62.8	233.2	53,700	117,800
130	61.6	230.5	45,600	108,000
135	60.3	227.6	38,000	99,100
140	59.0	224.6	31,100	90,900
145	57.6	221.4	24,600	83,300
150	56.3	218.0	18,500	76,200
155	54.9	214.5	12,900	69,600
160	53.5	210.8		63,500
165	52.1	206.9		57,700
170	50.7	202.8		52,300
175	49.2	198.5		47,300
180	47.7	193.9		42,500
185	46.1	189.1		38,000
190	44.5	184.0		33,800
195	42.9	178.6		29,800
200	41.2	172.9		26,000
210	37.6	160.4		17,600

275.6 ft				
ft	°	ft	lb	lb
34	84.7	281.2	209,500	209,500
36	84.3	281.0	209,500	209,500
38	83.9	280.8	209,500	209,500
40	83.4	280.5	209,500	209,500
45	82.4	279.8	209,500	209,500
50	81.3	279.1	209,500	209,500
55	80.3	278.2	209,500	209,500
60	79.2	277.2	209,500	209,500
65	78.2	276.2	209,500	209,500
70	77.1	275.0	209,500	209,500
75	76.0	273.7	198,600	204,700
80	75.0	272.4	175,300	196,100
85	73.9	270.9	155,000	187,500
90	72.8	269.3	137,000	179,100
95	71.7	267.7	121,000	170,900
100	70.6	265.9	106,700	163,000
105	69.5	264.0	93,800	155,400
110	68.3	262.0	82,100	148,000
115	67.2	259.9	71,500	139,600
120	66.1	257.6	61,800	128,000
125	64.9	255.3	53,000	117,400
130	63.8	252.8	44,800	107,600
135	62.6	250.2	37,300	98,700
140	61.4	247.4	30,300	90,500
145	60.2	244.6	23,800	82,800
150	59.0	241.5	17,700	75,700
155	57.8	238.4	12,100	69,100
160	56.5	235.1		63,000
165	55.3	231.6		57,200
170	54.0	227.9		51,800
175	52.7	224.1		46,800
180	51.3	220.1		42,000
185	50.0	215.9		37,500
190	48.6	211.5		33,300
195	47.2	206.8		29,300
200	45.7	201.9		25,100
210	42.7	191.4		16,500

MLC300 VPC-MAX S-3


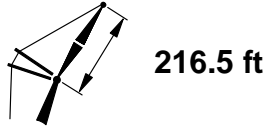
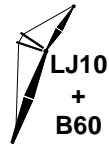
ASME B30.5



ft	°	ft	lb	lb
36	84.7	300.8	165,300	165,300
38	84.3	300.6	165,300	165,300
40	83.9	300.4	165,300	165,300
45	82.9	299.7	165,300	165,300
50	81.9	299.0	165,300	165,300
55	80.9	298.2	165,300	165,300
60	80.0	297.3	165,300	165,300
65	79.0	296.3	165,300	165,300
70	78.0	295.2	164,500	164,500
75	77.0	294.0	159,100	159,100
80	76.0	292.8	153,700	153,700
85	75.0	291.4	148,200	148,200
90	74.0	290.0	137,900	142,000
95	72.9	288.4	121,900	135,400
100	71.9	286.8	107,600	129,000
105	70.9	285.0	94,700	122,700
110	69.9	283.2	83,000	116,700
115	68.8	281.2	72,400	111,000
120	67.8	279.1	62,700	105,400
125	66.7	277.0	53,900	100,100
130	65.7	274.7	45,700	94,800
135	64.6	272.3	38,100	89,700
140	63.5	269.8	31,200	84,900
145	62.4	267.2	24,700	80,400
150	61.3	264.4	18,600	76,000
155	60.2	261.5	13,000	69,900
160	59.0	258.5		63,800
165	57.9	255.3		58,000
170	56.7	252.1		52,600
175	55.5	248.6		47,500
180	54.4	245.0		42,800
185	53.1	241.2		38,300
190	51.9	237.3		34,000
195	50.6	233.2		30,000
200	49.4	228.9		25,700
210	46.7	219.7		17,100

MLC300 VPC-MAX S-3

ASME B30.5


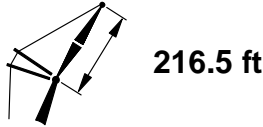
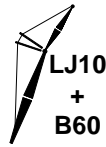


137.8 ft				
ft	°	ft	34.8 ft lb	48.0 ft lb
22	84.4	143.9	554,200	554,200
24	83.6	143.7	552,500	552,500
26	82.7	143.4	550,900	550,900
28	81.9	143.1	549,400	549,400
30	81.0	142.7	548,000	548,000
32	80.2	142.3	546,600	546,600
34	79.3	141.9	545,400	545,400
36	78.5	141.5	544,000	544,000
38	77.6	141.0	532,500	532,500
40	76.8	140.5	514,600	514,600
45	74.6	139.1	429,700	514,600
50	72.4	137.4	363,000	506,100
55	70.2	135.6	309,700	449,900
60	68.0	133.5	266,000	399,600
65	65.7	131.3	229,600	350,300
70	63.3	128.7	198,800	309,500
75	61.0	125.9	172,400	275,100
80	58.5	122.8	149,500	245,700
85	56.0	119.4	129,500	220,300
90	53.4	115.7	111,900	198,200
95	50.7	111.6	96,200	178,700
100	47.9	107.0	82,200	161,400
105	45.0	102.0	69,500	145,900
110	41.9	96.5	58,100	132,000
115	38.5	90.2	47,700	119,500
120	34.9	83.1	38,200	108,200
125	31.0	75.0	29,600	95,200
130	26.4	65.2	21,600	80,300
135	20.9	53.0	14,200	65,600

157.5 ft				
ft	°	ft	34.8 ft lb	48.0 ft lb
24	84.4	163.5	506,700	506,700
26	83.6	163.3	505,600	505,600
28	82.9	163.0	504,500	504,500
30	82.2	162.7	503,600	503,600
32	81.4	162.3	502,700	502,700
34	80.7	162.0	501,800	501,800
36	79.9	161.6	501,000	501,000
38	79.2	161.2	500,300	500,300
40	78.5	160.7	496,900	496,900
45	76.6	159.5	435,700	496,900
50	74.7	158.1	368,900	496,800
55	72.8	156.5	315,400	453,100
60	70.9	154.8	271,600	404,800
65	68.9	152.8	235,200	355,400
70	66.9	150.6	204,300	314,400
75	64.9	148.3	177,900	279,900
80	62.9	145.7	154,900	250,400
85	60.8	142.8	134,900	224,900
90	58.6	139.8	117,100	202,700
95	56.5	136.4	101,400	183,100
100	54.2	132.8	87,300	165,700
105	51.9	128.9	74,600	150,200
110	49.5	124.6	63,200	136,300
115	47.0	119.9	52,800	123,700
120	44.4	114.8	43,200	112,300
125	41.7	109.2	34,500	101,900
130	38.8	103.0	26,500	92,300
135	35.7	96.1	19,100	83,600
140	32.3	88.3	12,200	75,500
145	28.6	79.4		64,900
150	24.3	68.7		53,200
155	19.1	55.2		41,600

MLC300 VPC-MAX S-3

ASME B30.5


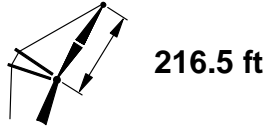
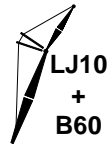


ft	°	ft	lb	lb
24	85.0	183.3	457,900	457,900
26	84.3	183.1	457,200	457,200
28	83.7	182.9	456,600	456,600
30	83.0	182.6	456,000	456,000
32	82.4	182.3	455,400	455,400
34	81.7	182.0	454,900	454,900
36	81.1	181.6	454,400	454,400
38	80.4	181.3	454,000	454,000
40	79.8	180.9	453,600	453,600
45	78.1	179.8	441,100	447,300
50	76.4	178.5	374,200	447,300
55	74.8	177.2	320,700	447,300
60	73.1	175.6	276,800	409,200
65	71.4	173.9	240,300	359,900
70	69.6	172.0	209,400	318,900
75	67.9	169.9	182,900	284,300
80	66.1	167.7	160,000	254,700
85	64.3	165.3	139,900	229,200
90	62.5	162.6	122,100	206,900
95	60.6	159.8	106,400	187,300
100	58.7	156.7	92,300	169,800
105	56.8	153.4	79,600	154,300
110	54.8	149.9	68,100	140,300
115	52.8	146.1	57,600	127,700
120	50.7	142.0	48,100	116,200
125	48.5	137.5	39,300	105,800
130	46.3	132.8	31,300	96,200
135	44.0	127.6	23,800	87,400
140	41.5	121.9	17,000	79,300
145	39.0	115.8	10,600	71,800
150	36.2	109.0		64,800
155	33.3	101.5		58,300
160	30.1	93.0		52,000
165	26.6	83.3		42,400
170	22.5	71.8		33,000
175	17.5	57.2		23,500

ft	°	ft	lb	lb
26	84.9	202.9	409,100	409,100
28	84.3	202.7	408,800	408,800
30	83.7	202.4	408,500	408,500
32	83.2	202.2	408,300	408,300
34	82.6	201.9	408,200	408,200
36	82.0	201.6	408,000	408,000
38	81.4	201.3	408,000	408,000
40	80.8	200.9	407,900	407,900
45	79.3	199.9	407,900	407,900
50	77.8	198.8	376,800	407,700
55	76.3	197.6	323,200	397,700
60	74.8	196.2	279,300	384,500
65	73.3	194.7	242,700	362,300
70	71.8	193.0	211,700	321,200
75	70.2	191.2	185,200	286,500
80	68.6	189.2	162,200	256,900
85	67.1	187.1	142,100	231,300
90	65.5	184.7	124,300	208,900
95	63.8	182.3	108,500	189,300
100	62.2	179.6	94,400	171,800
105	60.5	176.7	81,700	156,200
110	58.8	173.7	70,100	142,200
115	57.1	170.4	59,700	129,600
120	55.3	167.0	50,100	118,100
125	53.5	163.2	41,300	107,600
130	51.6	159.3	33,300	98,000
135	49.7	155.0	25,800	89,100
140	47.7	150.5	18,900	81,000
145	45.7	145.6	12,500	73,500
150	43.6	140.3		66,500
155	41.4	134.7		60,000
160	39.1	128.6		53,900
165	36.7	121.9		48,200
170	34.1	114.6		42,900
175	31.3	106.5		37,900
180	28.3	97.4		30,500
185	24.9	86.9		22,700
190	21.0	74.5		14,900

MLC300 VPC-MAX S-3

ASME B30.5

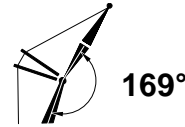
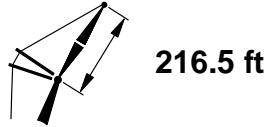
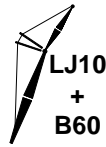


216.5 ft				
ft	°	ft	lb	lb
28	84.8	222.5	363,000	363,000
30	84.3	222.3	363,000	363,000
32	83.8	222.0	363,000	363,000
34	83.2	221.8	363,000	363,000
36	82.7	221.5	363,000	363,000
38	82.2	221.2	363,000	363,000
40	81.6	220.9	363,000	363,000
45	80.3	220.0	356,800	356,800
50	79.0	219.0	345,700	345,700
55	77.6	217.9	326,100	334,900
60	76.2	216.6	282,200	324,100
65	74.9	215.2	245,600	313,300
70	73.5	213.7	214,600	302,700
75	72.1	212.1	188,100	289,100
80	70.7	210.3	165,100	259,400
85	69.3	208.4	144,900	233,800
90	67.8	206.3	127,100	211,400
95	66.4	204.1	111,300	191,700
100	64.9	201.8	97,200	174,200
105	63.4	199.2	84,400	158,600
110	61.9	196.6	72,900	144,500
115	60.4	193.7	62,400	131,900
120	58.9	190.7	52,800	120,400
125	57.3	187.4	44,100	109,800
130	55.7	184.0	36,000	100,200
135	54.1	180.4	28,500	91,400
140	52.4	176.5	21,600	83,200
145	50.7	172.4	15,200	75,700
150	48.9	168.0		68,700
155	47.1	163.4		62,200
160	45.2	158.4		56,100
165	43.3	153.1		50,400
170	41.3	147.4		45,100
175	39.2	141.3		40,100
180	37.0	134.7		35,300
185	34.7	127.6		30,900
190	32.3	119.7		26,700
195	29.6	111.1		20,900
200	26.7	101.4		14,200

236.2 ft				
ft	°	ft	lb	lb
30	84.8	242.1	314,700	314,700
32	84.3	241.9	314,700	314,700
34	83.8	241.6	314,700	314,700
36	83.3	241.4	314,700	314,700
38	82.8	241.1	314,700	314,700
40	82.3	240.8	311,500	311,500
45	81.1	240.0	302,900	302,900
50	79.9	239.1	293,500	293,500
55	78.6	238.0	284,400	284,400
60	77.4	236.9	275,400	275,400
65	76.2	235.7	246,300	266,200
70	74.9	234.3	215,300	257,100
75	73.6	232.8	188,700	248,000
80	72.4	231.2	165,600	239,000
85	71.1	229.4	145,400	230,000
90	69.8	227.6	127,600	212,100
95	68.5	225.6	111,800	192,300
100	67.2	223.5	97,600	174,800
105	65.8	221.2	84,900	159,200
110	64.5	218.8	73,300	145,100
115	63.1	216.2	62,800	132,400
120	61.7	213.5	53,200	120,900
125	60.3	210.7	44,400	110,400
130	58.9	207.6	36,300	100,700
135	57.5	204.4	28,900	91,900
140	56.0	201.0	22,000	83,700
145	54.5	197.5	15,500	76,100
150	53.0	193.7		69,100
155	51.5	189.7		62,600
160	49.9	185.4		56,500
165	48.2	181.0		50,800
170	46.6	176.2		45,400
175	44.8	171.2		40,400
180	43.1	165.9		35,700
185	41.2	160.2		31,200
190	39.3	154.1		27,000
195	37.3	147.6		22,400
200	35.2	140.5		17,800

MLC300 VPC-MAX S-3

ASME B30.5


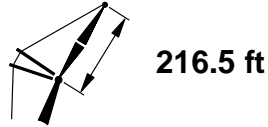
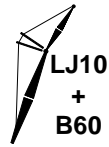


255.9 ft				
ft	°	ft	lb	lb
32	84.7	261.7	249,700	249,700
34	84.3	261.4	249,700	249,700
36	83.8	261.2	249,700	249,700
38	83.4	260.9	249,700	249,700
40	82.9	260.7	249,700	249,700
45	81.8	259.9	249,700	249,700
50	80.7	259.1	246,300	246,300
55	79.5	258.2	242,000	242,000
60	78.4	257.1	239,100	239,100
65	77.2	256.0	236,700	236,700
70	76.1	254.7	216,700	234,400
75	74.9	253.3	190,100	226,700
80	73.8	251.8	167,000	216,300
85	72.6	250.3	146,800	206,200
90	71.4	248.6	128,900	196,300
95	70.2	246.7	113,100	186,900
100	69.0	244.8	98,900	176,100
105	67.8	242.7	86,100	160,400
110	66.6	240.6	74,500	146,300
115	65.3	238.2	64,000	133,600
120	64.1	235.8	54,400	122,000
125	62.8	233.2	45,600	111,500
130	61.6	230.5	37,500	101,800
135	60.3	227.6	30,100	92,900
140	59.0	224.6	23,100	84,800
145	57.6	221.4	16,700	77,200
150	56.3	218.0	10,700	70,100
155	54.9	214.5		63,600
160	53.5	210.8		57,500
165	52.1	206.9		51,800
170	50.7	202.8		46,400
175	49.2	198.5		41,400
180	47.7	193.9		36,700
185	46.1	189.1		32,200
190	44.5	184.0		28,000
195	42.9	178.6		23,300
200	41.2	172.9		18,700
210	37.6	160.4		10,100

275.6 ft				
ft	°	ft	lb	lb
34	84.7	281.2	202,700	202,700
36	84.3	281.0	202,700	202,700
38	83.9	280.8	202,700	202,700
40	83.4	280.5	202,700	202,700
45	82.4	279.8	202,700	202,700
50	81.3	279.1	202,700	202,700
55	80.3	278.2	202,700	202,700
60	79.2	277.2	202,700	202,700
65	78.2	276.2	202,700	202,700
70	77.1	275.0	202,700	202,700
75	76.0	273.7	189,700	195,300
80	75.0	272.4	166,600	186,600
85	73.9	270.9	146,400	178,000
90	72.8	269.3	128,500	169,600
95	71.7	267.7	112,600	161,400
100	70.6	265.9	98,400	153,500
105	69.5	264.0	85,600	145,800
110	68.3	262.0	74,100	138,500
115	67.2	259.9	63,500	131,500
120	66.1	257.6	53,900	121,800
125	64.9	255.3	45,100	111,300
130	63.8	252.8	37,000	101,600
135	62.6	250.2	29,500	92,700
140	61.4	247.4	22,600	84,500
145	60.2	244.6	16,100	76,900
150	59.0	241.5	10,100	69,900
155	57.8	238.4		63,300
160	56.5	235.1		57,200
165	55.3	231.6		51,500
170	54.0	227.9		46,100
175	52.7	224.1		41,100
180	51.3	220.1		36,400
185	50.0	215.9		31,900
190	48.6	211.5		27,200
195	47.2	206.8		22,400
200	45.7	201.9		17,800

MLC300 VPC-MAX S-3


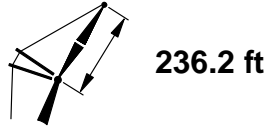
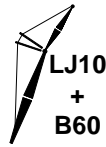
ASME B30.5



ft	°	ft	lb	lb
36	84.7	300.8	158,500	158,500
38	84.3	300.6	158,500	158,500
40	83.9	300.4	158,500	158,500
45	82.9	299.7	158,500	158,500
50	81.9	299.0	158,500	158,500
55	80.9	298.2	158,500	158,500
60	80.0	297.3	158,500	158,500
65	79.0	296.3	158,500	158,500
70	78.0	295.2	156,100	156,100
75	77.0	294.0	150,700	150,700
80	76.0	292.8	145,200	145,200
85	75.0	291.4	139,400	139,400
90	74.0	290.0	129,700	133,000
95	72.9	288.4	113,800	126,400
100	71.9	286.8	99,600	120,000
105	70.9	285.0	86,800	113,800
110	69.9	283.2	75,200	107,700
115	68.8	281.2	64,600	101,900
120	67.8	279.1	55,000	96,400
125	66.7	277.0	46,200	90,900
130	65.7	274.7	38,100	85,300
135	64.6	272.3	30,600	80,100
140	63.5	269.8	23,700	75,100
145	62.4	267.2	17,200	70,400
150	61.3	264.4	11,200	66,000
155	60.2	261.5		61,800
160	59.0	258.5		57,800
165	57.9	255.3		52,400
170	56.7	252.1		47,100
175	55.5	248.6		42,000
180	54.4	245.0		37,300
185	53.1	241.2		32,800
190	51.9	237.3		28,000
195	50.6	233.2		23,100
200	49.4	228.9		18,500
210	46.7	219.7		10,000

MLC300 VPC-MAX S-3

ASME B30.5

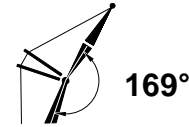
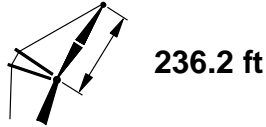
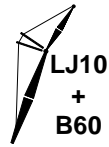


137.8 ft				
ft	°	ft	lb	lb
22	84.4	143.9	545,000	545,000
24	83.6	143.7	543,000	543,000
26	82.7	143.4	541,300	541,300
28	81.9	143.1	539,400	539,400
30	81.0	142.7	537,900	537,900
32	80.2	142.3	536,300	536,300
34	79.3	141.9	534,800	534,800
36	78.5	141.5	533,300	533,300
38	77.6	141.0	525,600	525,600
40	76.8	140.5	501,800	517,000
45	74.6	139.1	416,600	517,000
50	72.4	137.4	350,300	497,100
55	70.2	135.6	297,300	441,000
60	68.0	133.5	253,900	389,600
65	65.7	131.3	217,800	340,600
70	63.3	128.7	187,200	300,100
75	61.0	125.9	161,000	265,900
80	58.5	122.8	138,300	236,700
85	56.0	119.4	118,500	211,400
90	53.4	115.7	101,000	189,400
95	50.7	111.6	85,400	170,100
100	47.9	107.0	71,500	152,900
105	45.0	102.0	59,000	137,600
110	41.9	96.5	47,700	123,800
115	38.5	90.2	37,400	111,400
120	34.9	83.1	28,000	100,100
125	31.0	75.0	19,500	85,100
130	26.4	65.2	11,600	70,300
135	20.9	53.0		55,800

157.5 ft				
ft	°	ft	lb	lb
24	84.4	163.5	497,900	497,900
26	83.6	163.3	496,700	496,700
28	82.9	163.0	495,500	495,500
30	82.2	162.7	494,300	494,300
32	81.4	162.3	493,200	493,200
34	80.7	162.0	492,200	492,200
36	79.9	161.6	491,200	491,200
38	79.2	161.2	490,300	490,300
40	78.5	160.7	489,500	489,500
45	76.6	159.5	423,300	487,600
50	74.7	158.1	356,900	485,800
55	72.8	156.5	303,800	444,800
60	70.9	154.8	260,400	395,500
65	68.9	152.8	224,200	346,300
70	66.9	150.6	193,500	305,600
75	64.9	148.3	167,300	271,300
80	62.9	145.7	144,500	242,000
85	60.8	142.8	124,600	216,700
90	58.6	139.8	107,000	194,600
95	56.5	136.4	91,400	175,200
100	54.2	132.8	77,400	157,900
105	51.9	128.9	64,900	142,500
110	49.5	124.6	53,500	128,700
115	47.0	119.9	43,200	116,200
120	44.4	114.8	33,700	104,800
125	41.7	109.2	25,100	94,500
130	38.8	103.0	17,100	85,000
135	35.7	96.1		76,300
140	32.3	88.3		67,700
145	28.6	79.4		55,800
150	24.3	68.7		44,300
155	19.1	55.2		32,700

MLC300 VPC-MAX S-3

ASME B30.5


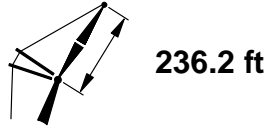
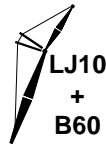


177.2 ft				
ft	°	ft	34.8 ft lb	48.0 ft lb
24	85.0	183.3	449,800	449,800
26	84.3	183.1	449,000	449,000
28	83.7	182.9	448,200	448,200
30	83.0	182.6	447,500	447,500
32	82.4	182.3	446,900	446,900
34	81.7	182.0	446,200	446,200
36	81.1	181.6	445,600	445,600
38	80.4	181.3	445,100	445,100
40	79.8	180.9	444,600	444,600
45	78.1	179.8	429,300	443,500
50	76.4	178.5	362,900	442,400
55	74.8	177.2	309,700	441,900
60	73.1	175.6	266,200	400,600
65	71.4	173.9	229,900	351,400
70	69.6	172.0	199,300	310,600
75	67.9	169.9	173,000	276,200
80	66.1	167.7	150,200	246,800
85	64.3	165.3	130,200	221,400
90	62.5	162.6	112,600	199,300
95	60.6	159.8	97,000	179,800
100	58.7	156.7	83,000	162,500
105	56.8	153.4	70,400	147,000
110	54.8	149.9	59,000	133,200
115	52.8	146.1	48,600	120,600
120	50.7	142.0	39,100	109,200
125	48.5	137.5	30,500	98,900
130	46.3	132.8	22,500	89,400
135	44.0	127.6	15,100	80,600
140	41.5	121.9		72,600
145	39.0	115.8		65,100
150	36.2	109.0		58,200
155	33.3	101.5		51,800
160	30.1	93.0		43,600
165	26.6	83.3		34,100
170	22.5	71.8		24,800
175	17.5	57.2		15,300

196.9 ft				
ft	°	ft	34.8 ft lb	48.0 ft lb
26	84.9	202.9	401,500	401,500
28	84.3	202.7	401,200	401,200
30	83.7	202.4	400,900	400,900
32	83.2	202.2	400,600	400,600
34	82.6	201.9	400,400	400,400
36	82.0	201.6	400,100	400,100
38	81.4	201.3	400,000	400,000
40	80.8	200.9	399,800	399,800
45	79.3	199.9	399,600	399,600
50	77.8	198.8	365,900	399,300
55	76.3	197.6	312,700	386,200
60	74.8	196.2	269,100	373,100
65	73.3	194.7	232,800	354,200
70	71.8	193.0	202,100	313,300
75	70.2	191.2	175,700	278,800
80	68.6	189.2	152,900	249,400
85	67.1	187.1	132,900	223,900
90	65.5	184.7	115,300	201,700
95	63.8	182.3	99,600	182,200
100	62.2	179.6	85,600	164,800
105	60.5	176.7	72,900	149,400
110	58.8	173.7	61,500	135,400
115	57.1	170.4	51,100	122,900
120	55.3	167.0	41,600	111,400
125	53.5	163.2	33,000	101,000
130	51.6	159.3	25,000	91,500
135	49.7	155.0	17,600	82,700
140	47.7	150.5	10,700	74,600
145	45.7	145.6		67,200
150	43.6	140.3		60,200
155	41.4	134.7		53,800
160	39.1	128.6		47,800
165	36.7	121.9		42,100
170	34.1	114.6		36,900
175	31.3	106.5		30,700
180	28.3	97.4		22,700
185	24.9	86.9		15,000

MLC300 VPC-MAX S-3

ASME B30.5

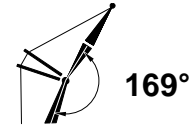
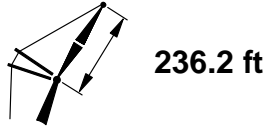
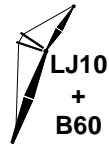


216.5 ft				
ft	°	ft	lb	lb
28	84.8	222.5	355,600	355,600
30	84.3	222.3	355,600	355,600
32	83.8	222.0	355,600	355,600
34	83.2	221.8	355,600	355,600
36	82.7	221.5	355,600	355,600
38	82.2	221.2	355,600	355,600
40	81.6	220.9	355,600	355,600
45	80.3	220.0	348,200	348,200
50	79.0	219.0	337,000	337,000
55	77.6	217.9	316,100	326,200
60	76.2	216.6	272,500	315,300
65	74.9	215.2	236,100	304,500
70	73.5	213.7	205,400	293,800
75	72.1	212.1	179,000	281,700
80	70.7	210.3	156,100	252,300
85	69.3	208.4	136,100	226,800
90	67.8	206.3	118,500	204,500
95	66.4	204.1	102,800	184,900
100	64.9	201.8	88,800	167,600
105	63.4	199.2	76,100	152,000
110	61.9	196.6	64,700	138,100
115	60.4	193.7	54,300	125,500
120	58.9	190.7	44,800	114,000
125	57.3	187.4	36,100	103,600
130	55.7	184.0	28,100	94,100
135	54.1	180.4	20,700	85,300
140	52.4	176.5	13,800	77,200
145	50.7	172.4		69,700
150	48.9	168.0		62,700
155	47.1	163.4		56,200
160	45.2	158.4		50,200
165	43.3	153.1		44,600
170	41.3	147.4		39,300
175	39.2	141.3		34,300
180	37.0	134.7		29,600
185	34.7	127.6		25,100
190	32.3	119.7		20,000
195	29.6	111.1		13,600

236.2 ft				
ft	°	ft	lb	lb
30	84.8	242.1	307,600	307,600
32	84.3	241.9	307,600	307,600
34	83.8	241.6	307,600	307,600
36	83.3	241.4	307,600	307,600
38	82.8	241.1	306,800	306,800
40	82.3	240.8	303,400	303,400
45	81.1	240.0	294,600	294,600
50	79.9	239.1	285,100	285,100
55	78.6	238.0	276,100	276,100
60	77.4	236.9	267,000	267,000
65	76.2	235.7	237,100	257,800
70	74.9	234.3	206,300	248,600
75	73.6	232.8	179,900	239,400
80	72.4	231.2	157,000	230,300
85	71.1	229.4	137,000	221,300
90	69.8	227.6	119,300	205,500
95	68.5	225.6	103,600	185,900
100	67.2	223.5	89,500	168,500
105	65.8	221.2	76,900	152,900
110	64.5	218.8	65,400	138,900
115	63.1	216.2	55,000	126,300
120	61.7	213.5	45,500	114,800
125	60.3	210.7	36,800	104,400
130	58.9	207.6	28,700	94,800
135	57.5	204.4	21,300	86,000
140	56.0	201.0	14,500	77,900
145	54.5	197.5		70,400
150	53.0	193.7		63,400
155	51.5	189.7		56,900
160	49.9	185.4		50,800
165	48.2	181.0		45,200
170	46.6	176.2		39,900
175	44.8	171.2		34,900
180	43.1	165.9		30,200
185	41.2	160.2		25,300
190	39.3	154.1		20,200
195	37.3	147.6		15,300
200	35.2	140.5		10,700

MLC300 VPC-MAX S-3

ASME B30.5

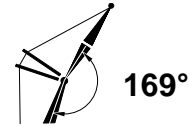
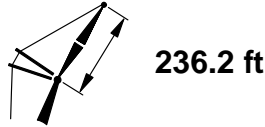
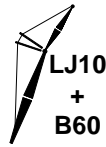


255.9 ft				
ft	°	ft	lb	lb
32	84.7	261.7	242,700	242,700
34	84.3	261.4	242,700	242,700
36	83.8	261.2	242,700	242,700
38	83.4	260.9	242,700	242,700
40	82.9	260.7	242,700	242,700
45	81.8	259.9	242,700	242,700
50	80.7	259.1	238,200	238,200
55	79.5	258.2	233,900	233,900
60	78.4	257.1	231,100	231,100
65	77.2	256.0	228,600	228,600
70	76.1	254.7	208,100	226,200
75	74.9	253.3	181,600	217,200
80	73.8	251.8	158,700	206,900
85	72.6	250.3	138,600	196,700
90	71.4	248.6	120,900	186,900
95	70.2	246.7	105,200	177,300
100	69.0	244.8	91,100	168,300
105	67.8	242.7	78,400	154,300
110	66.6	240.6	66,900	140,300
115	65.3	238.2	56,500	127,700
120	64.1	235.8	47,000	116,200
125	62.8	233.2	38,200	105,700
130	61.6	230.5	30,200	96,100
135	60.3	227.6	22,800	87,300
140	59.0	224.6	15,900	79,200
145	57.6	221.4		71,600
150	56.3	218.0		64,600
155	54.9	214.5		58,100
160	53.5	210.8		52,100
165	52.1	206.9		46,400
170	50.7	202.8		41,100
175	49.2	198.5		36,100
180	47.7	193.9		31,400
185	46.1	189.1		26,400
190	44.5	184.0		21,300
195	42.9	178.6		16,400
200	41.2	172.9		11,800

275.6 ft				
ft	°	ft	lb	lb
34	84.7	281.2	196,000	196,000
36	84.3	281.0	196,000	196,000
38	83.9	280.8	196,000	196,000
40	83.4	280.5	196,000	196,000
45	82.4	279.8	196,000	196,000
50	81.3	279.1	196,000	196,000
55	80.3	278.2	196,000	196,000
60	79.2	277.2	196,000	196,000
65	78.2	276.2	196,000	196,000
70	77.1	275.0	194,800	194,800
75	76.0	273.7	181,500	186,100
80	75.0	272.4	158,600	177,500
85	73.9	270.9	138,500	168,900
90	72.8	269.3	120,800	160,500
95	71.7	267.7	105,000	152,300
100	70.6	265.9	90,900	144,400
105	69.5	264.0	78,200	136,700
110	68.3	262.0	66,700	129,400
115	67.2	259.9	56,200	122,400
120	66.1	257.6	46,700	115,700
125	64.9	255.3	38,000	105,700
130	63.8	252.8	29,900	96,100
135	62.6	250.2	22,500	87,300
140	61.4	247.4	15,600	79,100
145	60.2	244.6		71,600
150	59.0	241.5		64,600
155	57.8	238.4		58,100
160	56.5	235.1		52,000
165	55.3	231.6		46,300
170	54.0	227.9		41,000
175	52.7	224.1		36,000
180	51.3	220.1		31,100
185	50.0	215.9		25,700
190	48.6	211.5		20,600
195	47.2	206.8		15,800
200	45.7	201.9		11,200

MLC300 VPC-MAX S-3


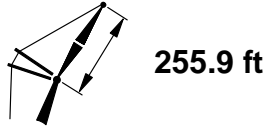
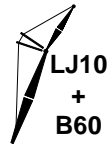
ASME B30.5



ft	°	ft	lb	lb
36	84.7	300.8	152,000	152,000
38	84.3	300.6	152,000	152,000
40	83.9	300.4	152,000	152,000
45	82.9	299.7	152,000	152,000
50	81.9	299.0	151,900	151,900
55	80.9	298.2	151,900	151,900
60	80.0	297.3	151,900	151,900
65	79.0	296.3	151,900	151,900
70	78.0	295.2	148,000	148,000
75	77.0	294.0	142,600	142,600
80	76.0	292.8	137,100	137,100
85	75.0	291.4	131,100	131,100
90	74.0	290.0	122,100	124,400
95	72.9	288.4	106,300	117,800
100	71.9	286.8	92,200	111,400
105	70.9	285.0	79,500	105,200
110	69.9	283.2	68,000	99,100
115	68.8	281.2	57,600	93,100
120	67.8	279.1	48,000	87,000
125	66.7	277.0	39,300	81,200
130	65.7	274.7	31,200	75,700
135	64.6	272.3	23,800	70,600
140	63.5	269.8	16,900	65,600
145	62.4	267.2	10,500	60,900
150	61.3	264.4		56,500
155	60.2	261.5		52,300
160	59.0	258.5		48,300
165	57.9	255.3		44,600
170	56.7	252.1		41,100
175	55.5	248.6		37,100
180	54.4	245.0		32,000
185	53.1	241.2		26,600
190	51.9	237.3		21,500
195	50.6	233.2		16,700
200	49.4	228.9		12,200

MLC300 VPC-MAX S-3

ASME B30.5


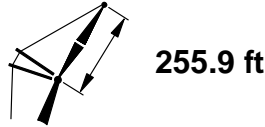
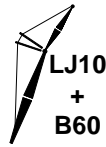


137.8 ft				
ft	°	ft	34.8 ft lb	48.0 ft lb
22	84.4	143.9	534,300	534,300
24	83.6	143.7	532,100	532,100
26	82.7	143.4	530,100	530,100
28	81.9	143.1	528,000	528,000
30	81.0	142.7	526,100	526,100
32	80.2	142.3	524,200	524,200
34	79.3	141.9	522,400	522,400
36	78.5	141.5	520,600	520,600
38	77.6	141.0	517,500	517,500
40	76.8	140.5	486,200	517,400
45	74.6	139.1	401,600	513,800
50	72.4	137.4	335,800	486,700
55	70.2	135.6	283,200	430,800
60	68.0	133.5	240,200	378,200
65	65.7	131.3	204,300	329,600
70	63.3	128.7	174,000	289,300
75	61.0	125.9	148,000	255,300
80	58.5	122.8	125,500	226,300
85	56.0	119.4	105,800	201,300
90	53.4	115.7	88,500	179,500
95	50.7	111.6	73,000	160,300
100	47.9	107.0	59,300	143,200
105	45.0	102.0	46,900	128,000
110	41.9	96.5	35,700	114,400
115	38.5	90.2	25,500	102,100
120	34.9	83.1	16,200	88,700
125	31.0	75.0		73,400
130	26.4	65.2		58,800
135	20.9	53.0		44,400

157.5 ft				
ft	°	ft	34.8 ft lb	48.0 ft lb
24	84.4	163.5	487,800	487,800
26	83.6	163.3	486,400	486,400
28	82.9	163.0	485,000	485,000
30	82.2	162.7	483,700	483,700
32	81.4	162.3	482,400	482,400
34	80.7	162.0	481,200	481,200
36	79.9	161.6	480,000	480,000
38	79.2	161.2	478,900	478,900
40	78.5	160.7	477,800	477,800
45	76.6	159.5	409,200	475,500
50	74.7	158.1	343,300	473,300
55	72.8	156.5	290,600	435,200
60	70.9	154.8	247,500	384,800
65	68.9	152.8	211,500	336,000
70	66.9	150.6	181,100	295,600
75	64.9	148.3	155,100	261,500
80	62.9	145.7	132,500	232,400
85	60.8	142.8	112,800	207,300
90	58.6	139.8	95,300	185,300
95	56.5	136.4	79,800	166,000
100	54.2	132.8	66,000	148,900
105	51.9	128.9	53,500	133,600
110	49.5	124.6	42,300	119,900
115	47.0	119.9	32,000	107,500
120	44.4	114.8	22,700	96,200
125	41.7	109.2	14,200	86,000
130	38.8	103.0		76,600
135	35.7	96.1		68,000
140	32.3	88.3		57,000
145	28.6	79.4		45,200
150	24.3	68.7		33,800
155	19.1	55.2		22,300

MLC300 VPC-MAX S-3

ASME B30.5

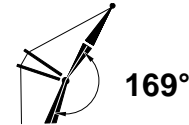
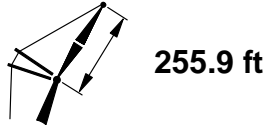
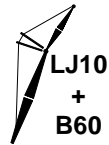


177.2 ft				
ft	°	ft	lb	lb
24	85.0	183.3	440,500	440,500
26	84.3	183.1	439,700	439,700
28	83.7	182.9	438,700	438,700
30	83.0	182.6	438,000	438,000
32	82.4	182.3	437,200	437,200
34	81.7	182.0	436,400	436,400
36	81.1	181.6	435,700	435,700
38	80.4	181.3	435,000	435,000
40	79.8	180.9	434,400	434,400
45	78.1	179.8	415,900	433,000
50	76.4	178.5	349,900	431,600
55	74.8	177.2	297,200	430,800
60	73.1	175.6	254,000	390,500
65	71.4	173.9	218,000	341,600
70	69.6	172.0	187,500	301,100
75	67.9	169.9	161,500	266,900
80	66.1	167.7	138,800	237,700
85	64.3	165.3	119,000	212,500
90	62.5	162.6	101,600	190,500
95	60.6	159.8	86,100	171,200
100	58.7	156.7	72,200	154,000
105	56.8	153.4	59,700	138,700
110	54.8	149.9	48,400	124,900
115	52.8	146.1	38,100	112,400
120	50.7	142.0	28,800	101,100
125	48.5	137.5	20,200	90,800
130	46.3	132.8	12,300	81,400
135	44.0	127.6		72,700
140	41.5	121.9		64,800
145	39.0	115.8		57,400
150	36.2	109.0		50,500
155	33.3	101.5		43,500
160	30.1	93.0		33,800
165	26.6	83.3		24,400
170	22.5	71.8		15,200

196.9 ft				
ft	°	ft	lb	lb
26	84.9	202.9	392,400	392,400
28	84.3	202.7	392,000	392,000
30	83.7	202.4	391,700	391,700
32	83.2	202.2	391,300	391,300
34	82.6	201.9	391,000	391,000
36	82.0	201.6	390,700	390,700
38	81.4	201.3	390,400	390,400
40	80.8	200.9	390,200	390,200
45	79.3	199.9	389,800	389,800
50	77.8	198.8	353,500	389,000
55	76.3	197.6	300,700	375,700
60	74.8	196.2	257,400	362,600
65	73.3	194.7	221,400	344,900
70	71.8	193.0	190,900	304,300
75	70.2	191.2	164,800	270,000
80	68.6	189.2	142,100	240,800
85	67.1	187.1	122,300	215,500
90	65.5	184.7	104,800	193,400
95	63.8	182.3	89,200	174,000
100	62.2	179.6	75,300	156,800
105	60.5	176.7	62,800	141,400
110	58.8	173.7	51,500	127,600
115	57.1	170.4	41,200	115,100
120	55.3	167.0	31,800	103,700
125	53.5	163.2	23,200	93,400
130	51.6	159.3	15,200	83,900
135	49.7	155.0		75,200
140	47.7	150.5		67,200
145	45.7	145.6		59,800
150	43.6	140.3		52,900
155	41.4	134.7		46,500
160	39.1	128.6		40,600
165	36.7	121.9		35,000
170	34.1	114.6		29,700
175	31.3	106.5		21,500
180	28.3	97.4		13,700

MLC300 VPC-MAX S-3

ASME B30.5


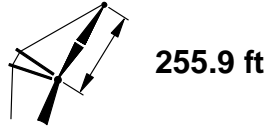
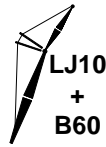


216.5 ft				
ft	°	ft	34.8 ft lb	48.0 ft lb
28	84.8	222.5	346,800	346,800
30	84.3	222.3	346,800	346,800
32	83.8	222.0	346,800	346,800
34	83.2	221.8	346,700	346,700
36	82.7	221.5	346,700	346,700
38	82.2	221.2	346,700	346,700
40	81.6	220.9	346,700	346,700
45	80.3	220.0	338,200	338,200
50	79.0	219.0	326,900	326,900
55	77.6	217.9	304,500	316,000
60	76.2	216.6	261,200	305,200
65	74.9	215.2	225,200	294,300
70	73.5	213.7	194,700	283,500
75	72.1	212.1	168,500	272,700
80	70.7	210.3	145,800	244,000
85	69.3	208.4	126,000	218,700
90	67.8	206.3	108,500	196,600
95	66.4	204.1	92,900	177,100
100	64.9	201.8	79,000	159,800
105	63.4	199.2	66,400	144,400
110	61.9	196.6	55,100	130,600
115	60.4	193.7	44,800	118,100
120	58.9	190.7	35,400	106,700
125	57.3	187.4	26,700	96,300
130	55.7	184.0	18,800	86,800
135	54.1	180.4	11,500	78,100
140	52.4	176.5		70,100
145	50.7	172.4		62,600
150	48.9	168.0		55,700
155	47.1	163.4		49,300
160	45.2	158.4		43,300
165	43.3	153.1		37,700
170	41.3	147.4		32,500
175	39.2	141.3		27,300
180	37.0	134.7		21,600
185	34.7	127.6		16,300
190	32.3	119.7		11,200

236.2 ft				
ft	°	ft	34.8 ft lb	48.0 ft lb
30	84.8	242.1	299,200	299,200
32	84.3	241.9	299,200	299,200
34	83.8	241.6	299,200	299,200
36	83.3	241.4	299,200	299,200
38	82.8	241.1	297,100	297,100
40	82.3	240.8	293,700	293,700
45	81.1	240.0	285,000	285,000
50	79.9	239.1	275,500	275,500
55	78.6	238.0	266,400	266,400
60	77.4	236.9	257,200	257,200
65	76.2	235.7	226,600	247,900
70	74.9	234.3	196,000	238,700
75	73.6	232.8	169,800	229,500
80	72.4	231.2	147,100	220,300
85	71.1	229.4	127,200	211,200
90	69.8	227.6	109,700	197,900
95	68.5	225.6	94,100	178,400
100	67.2	223.5	80,100	161,100
105	65.8	221.2	67,600	145,600
110	64.5	218.8	56,200	131,700
115	63.1	216.2	45,900	119,200
120	61.7	213.5	36,400	107,800
125	60.3	210.7	27,800	97,400
130	58.9	207.6	19,800	87,900
135	57.5	204.4	12,500	79,100
140	56.0	201.0		71,100
145	54.5	197.5		63,600
150	53.0	193.7		56,700
155	51.5	189.7		50,200
160	49.9	185.4		44,200
165	48.2	181.0		38,600
170	46.6	176.2		33,400
175	44.8	171.2		27,800
180	43.1	165.9		22,100
185	41.2	160.2		16,800
190	39.3	154.1		11,700

MLC300 VPC-MAX S-3

ASME B30.5

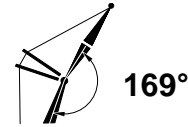
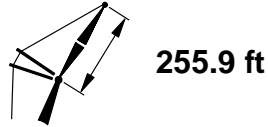
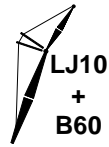


255.9 ft				
ft	°	ft	lb	lb
32	84.7	261.7	234,400	234,400
34	84.3	261.4	234,400	234,400
36	83.8	261.2	234,400	234,400
38	83.4	260.9	234,400	234,400
40	82.9	260.7	234,400	234,400
45	81.8	259.9	234,400	234,400
50	80.7	259.1	228,800	228,800
55	79.5	258.2	224,600	224,600
60	78.4	257.1	221,700	221,700
65	77.2	256.0	219,100	219,100
70	76.1	254.7	198,100	216,700
75	74.9	253.3	171,800	206,300
80	73.8	251.8	149,100	196,000
85	72.6	250.3	129,200	185,800
90	71.4	248.6	111,600	175,900
95	70.2	246.7	96,000	166,400
100	69.0	244.8	82,000	157,300
105	67.8	242.7	69,400	147,300
110	66.6	240.6	58,000	133,400
115	65.3	238.2	47,700	120,800
120	64.1	235.8	38,200	109,400
125	62.8	233.2	29,600	99,000
130	61.6	230.5	21,600	89,400
135	60.3	227.6	14,200	80,700
140	59.0	224.6		72,600
145	57.6	221.4		65,100
150	56.3	218.0		58,200
155	54.9	214.5		51,700
160	53.5	210.8		45,700
165	52.1	206.9		40,100
170	50.7	202.8		34,800
175	49.2	198.5		29,200
180	47.7	193.9		23,500
185	46.1	189.1		18,200
190	44.5	184.0		13,100

275.6 ft				
ft	°	ft	lb	lb
34	84.7	281.2	188,100	188,100
36	84.3	281.0	188,100	188,100
38	83.9	280.8	188,100	188,100
40	83.4	280.5	188,100	188,100
45	82.4	279.8	188,100	188,100
50	81.3	279.1	188,100	188,100
55	80.3	278.2	188,100	188,100
60	79.2	277.2	188,100	188,100
65	78.2	276.2	188,100	188,100
70	77.1	275.0	184,200	184,200
75	76.0	273.7	172,000	175,600
80	75.0	272.4	149,200	166,900
85	73.9	270.9	129,300	158,300
90	72.8	269.3	111,700	149,900
95	71.7	267.7	96,000	141,800
100	70.6	265.9	82,000	133,800
105	69.5	264.0	69,500	126,200
110	68.3	262.0	58,100	118,500
115	67.2	259.9	47,700	111,200
120	66.1	257.6	38,200	104,200
125	64.9	255.3	29,600	97,700
130	63.8	252.8	21,600	89,600
135	62.6	250.2	14,200	80,900
140	61.4	247.4		72,800
145	60.2	244.6		65,300
150	59.0	241.5		58,300
155	57.8	238.4		51,800
160	56.5	235.1		45,800
165	55.3	231.6		40,200
170	54.0	227.9		34,800
175	52.7	224.1		28,800
180	51.3	220.1		23,100
185	50.0	215.9		17,700
190	48.6	211.5		12,700

MLC300 VPC-MAX S-3


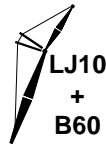
ASME B30.5



ft	°	ft	lb	lb
36	84.7	300.8	143,500	143,500
38	84.3	300.6	143,500	143,500
40	83.9	300.4	143,500	143,500
45	82.9	299.7	143,500	143,500
50	81.9	299.0	143,300	143,300
55	80.9	298.2	143,300	143,300
60	80.0	297.3	143,300	143,300
65	79.0	296.3	143,200	143,200
70	78.0	295.2	138,800	138,800
75	77.0	294.0	133,500	133,500
80	76.0	292.8	127,700	127,700
85	75.0	291.4	121,300	121,300
90	74.0	290.0	113,300	114,700
95	72.9	288.4	97,600	107,700
100	71.9	286.8	83,600	101,000
105	70.9	285.0	71,000	94,500
110	69.9	283.2	59,600	88,200
115	68.8	281.2	49,300	81,900
120	67.8	279.1	39,800	75,900
125	66.7	277.0	31,100	70,200
130	65.7	274.7	23,100	64,700
135	64.6	272.3	15,800	59,600
140	63.5	269.8		54,600
145	62.4	267.2		50,000
150	61.3	264.4		45,600
155	60.2	261.5		41,400
160	59.0	258.5		37,400
165	57.9	255.3		33,700
170	56.7	252.1		30,300
175	55.5	248.6		27,000
180	54.4	245.0		23,800
185	53.1	241.2		18,900
190	51.9	237.3		13,900

MLC300 VPC-MAX S-3

ASME B30.5


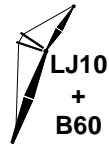


137.8 ft				
ft	°	ft	lb	lb
22	84.4	143.9	524,400	524,400
24	83.6	143.7	522,000	522,000
26	82.7	143.4	519,600	519,600
28	81.9	143.1	517,300	517,300
30	81.0	142.7	515,100	515,100
32	80.2	142.3	513,000	513,000
34	79.3	141.9	510,900	510,900
36	78.5	141.5	509,000	509,000
38	77.6	141.0	507,100	507,100
40	76.8	140.5	471,500	505,200
45	74.6	139.1	387,500	500,900
50	72.4	137.4	322,300	477,100
55	70.2	135.6	270,100	421,400
60	68.0	133.5	227,400	367,500
65	65.7	131.3	191,800	319,200
70	63.3	128.7	161,700	279,200
75	61.0	125.9	135,900	245,500
80	58.5	122.8	113,600	216,700
85	56.0	119.4	94,100	191,900
90	53.4	115.7	76,900	170,200
95	50.7	111.6	61,600	151,200
100	47.9	107.0	48,000	134,300
105	45.0	102.0	35,700	119,200
110	41.9	96.5	24,600	105,700
115	38.5	90.2	14,600	93,500
120	34.9	83.1		77,900
125	31.0	75.0		62,700
130	26.4	65.2		48,200
135	20.9	53.0		33,900

157.5 ft				
ft	°	ft	lb	lb
24	84.4	163.5	478,500	478,500
26	83.6	163.3	476,900	476,900
28	82.9	163.0	475,300	475,300
30	82.2	162.7	473,800	473,800
32	81.4	162.3	472,400	472,400
34	80.7	162.0	471,000	471,000
36	79.9	161.6	469,600	469,600
38	79.2	161.2	468,400	468,400
40	78.5	160.7	467,200	467,200
45	76.6	159.5	396,000	464,400
50	74.7	158.1	330,600	461,600
55	72.8	156.5	278,300	426,400
60	70.9	154.8	235,500	374,900
65	68.9	152.8	199,800	326,400
70	66.9	150.6	169,700	286,200
75	64.9	148.3	143,800	252,400
80	62.9	145.7	121,400	223,500
85	60.8	142.8	101,900	198,500
90	58.6	139.8	84,600	176,700
95	56.5	136.4	69,200	157,600
100	54.2	132.8	55,500	140,600
105	51.9	128.9	43,200	125,400
110	49.5	124.6	32,000	111,800
115	47.0	119.9	21,900	99,500
120	44.4	114.8	12,600	88,300
125	41.7	109.2		78,200
130	38.8	103.0		68,900
135	35.7	96.1		59,600
140	32.3	88.3		47,300
145	28.6	79.4		35,600
150	24.3	68.7		24,300
155	19.1	55.2		12,900

MLC300 VPC-MAX S-3

ASME B30.5


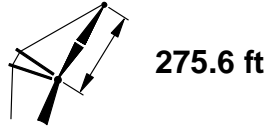
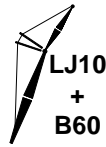


177.2 ft				
ft	°	ft	34.8 ft lb	48.0 ft lb
24	85.0	183.3	431,800	431,800
26	84.3	183.1	430,700	430,700
28	83.7	182.9	429,800	429,800
30	83.0	182.6	428,800	428,800
32	82.4	182.3	427,900	427,900
34	81.7	182.0	427,100	427,100
36	81.1	181.6	426,200	426,200
38	80.4	181.3	425,500	425,500
40	79.8	180.9	424,700	424,700
45	78.1	179.8	403,300	423,000
50	76.4	178.5	337,900	421,300
55	74.8	177.2	285,500	420,200
60	73.1	175.6	242,700	381,200
65	71.4	173.9	207,000	332,600
70	69.6	172.0	176,700	292,300
75	67.9	169.9	150,900	258,400
80	66.1	167.7	128,400	229,400
85	64.3	165.3	108,800	204,300
90	62.5	162.6	91,500	182,500
95	60.6	159.8	76,100	163,200
100	58.7	156.7	62,300	146,200
105	56.8	153.4	50,000	131,000
110	54.8	149.9	38,800	117,300
115	52.8	146.1	28,600	104,900
120	50.7	142.0	19,300	93,700
125	48.5	137.5	10,800	83,500
130	46.3	132.8		74,200
135	44.0	127.6		65,600
140	41.5	121.9		57,700
145	39.0	115.8		50,300
150	36.2	109.0		43,600
155	33.3	101.5		34,600
160	30.1	93.0		25,000
165	26.6	83.3		15,700

196.9 ft				
ft	°	ft	34.8 ft lb	48.0 ft lb
26	84.9	202.9	384,000	384,000
28	84.3	202.7	383,600	383,600
30	83.7	202.4	383,100	383,100
32	83.2	202.2	382,700	382,700
34	82.6	201.9	382,300	382,300
36	82.0	201.6	381,900	381,900
38	81.4	201.3	381,600	381,600
40	80.8	200.9	381,300	381,300
45	79.3	199.9	380,700	380,700
50	77.8	198.8	342,000	379,200
55	76.3	197.6	289,600	365,900
60	74.8	196.2	246,600	352,700
65	73.3	194.7	210,900	336,300
70	71.8	193.0	180,600	295,900
75	70.2	191.2	154,700	261,900
80	68.6	189.2	132,200	232,800
85	67.1	187.1	112,600	207,700
90	65.5	184.7	95,200	185,800
95	63.8	182.3	79,800	166,500
100	62.2	179.6	66,000	149,400
105	60.5	176.7	53,600	134,100
110	58.8	173.7	42,400	120,400
115	57.1	170.4	32,200	108,000
120	55.3	167.0	22,800	96,700
125	53.5	163.2	14,300	86,500
130	51.6	159.3		77,100
135	49.7	155.0		68,500
140	47.7	150.5		60,500
145	45.7	145.6		53,100
150	43.6	140.3		46,300
155	41.4	134.7		40,000
160	39.1	128.6		34,100
165	36.7	121.9		28,200
170	34.1	114.6		21,400
175	31.3	106.5		13,300

MLC300 VPC-MAX S-3

ASME B30.5



216.5 ft

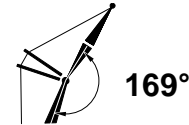
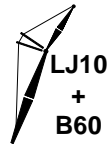
ft	°	ft	lb	
			34.8 ft	48.0 ft
28	84.8	222.5	338,700	338,700
30	84.3	222.3	338,600	338,600
32	83.8	222.0	338,600	338,600
34	83.2	221.8	338,400	338,400
36	82.7	221.5	338,400	338,400
38	82.2	221.2	338,400	338,400
40	81.6	220.9	338,400	338,400
45	80.3	220.0	328,700	328,700
50	79.0	219.0	317,500	317,500
55	77.6	217.9	293,800	306,600
60	76.2	216.6	250,900	295,700
65	74.9	215.2	215,100	284,800
70	73.5	213.7	184,800	273,800
75	72.1	212.1	158,900	263,100
80	70.7	210.3	136,400	236,400
85	69.3	208.4	116,700	211,200
90	67.8	206.3	99,300	189,300
95	66.4	204.1	83,900	170,000
100	64.9	201.8	70,100	152,800
105	63.4	199.2	57,600	137,500
110	61.9	196.6	46,400	123,700
115	60.4	193.7	36,200	111,300
120	58.9	190.7	26,800	100,000
125	57.3	187.4	18,300	89,700
130	55.7	184.0	10,400	80,300
135	54.1	180.4		71,700
140	52.4	176.5		63,700
145	50.7	172.4		56,300
150	48.9	168.0		49,400
155	47.1	163.4		43,100
160	45.2	158.4		37,100
165	43.3	153.1		31,600
170	41.3	147.4		25,200
175	39.2	141.3		19,300
180	37.0	134.7		13,700

236.2 ft

ft	°	ft	lb	
			34.8 ft	48.0 ft
30	84.8	242.1	291,100	291,100
32	84.3	241.9	291,100	291,100
34	83.8	241.6	291,100	291,100
36	83.3	241.4	291,100	291,100
38	82.8	241.1	288,100	288,100
40	82.3	240.8	284,700	284,700
45	81.1	240.0	275,900	275,900
50	79.9	239.1	266,500	266,500
55	78.6	238.0	257,300	257,300
60	77.4	236.9	248,100	248,100
65	76.2	235.7	216,800	238,900
70	74.9	234.3	186,500	229,600
75	73.6	232.8	160,500	220,300
80	72.4	231.2	138,000	211,100
85	71.1	229.4	118,300	201,900
90	69.8	227.6	100,900	190,900
95	68.5	225.6	85,400	171,500
100	67.2	223.5	71,600	154,300
105	65.8	221.2	59,100	139,000
110	64.5	218.8	47,900	125,200
115	63.1	216.2	37,600	112,700
120	61.7	213.5	28,300	101,400
125	60.3	210.7	19,700	91,100
130	58.9	207.6	11,800	81,600
135	57.5	204.4		72,900
140	56.0	201.0		64,900
145	54.5	197.5		57,500
150	53.0	193.7		50,700
155	51.5	189.7		44,300
160	49.9	185.4		38,300
165	48.2	181.0		32,500
170	46.6	176.2		26,100
175	44.8	171.2		20,200
180	43.1	165.9		14,500

MLC300 VPC-MAX S-3

ASME B30.5

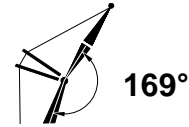
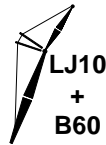


275.6 ft				
ft	°	ft	34.8 ft lb	48.0 ft lb
32	84.7	261.7	226,500	226,500
34	84.3	261.4	226,500	226,500
36	83.8	261.2	226,500	226,500
38	83.4	260.9	226,500	226,500
40	82.9	260.7	226,500	226,500
45	81.8	259.9	226,500	226,500
50	80.7	259.1	220,000	220,000
55	79.5	258.2	215,800	215,800
60	78.4	257.1	212,900	212,900
65	77.2	256.0	210,200	210,200
70	76.1	254.7	188,900	206,700
75	74.9	253.3	162,900	196,200
80	73.8	251.8	140,300	185,900
85	72.6	250.3	120,600	175,700
90	71.4	248.6	103,100	165,800
95	70.2	246.7	87,600	156,200
100	69.0	244.8	73,800	146,600
105	67.8	242.7	61,300	137,500
110	66.6	240.6	50,000	127,100
115	65.3	238.2	39,700	114,600
120	64.1	235.8	30,400	103,200
125	62.8	233.2	21,800	92,900
130	61.6	230.5	13,900	83,400
135	60.3	227.6		74,700
140	59.0	224.6		66,700
145	57.6	221.4		59,300
150	56.3	218.0		52,400
155	54.9	214.5		46,000
160	53.5	210.8		40,000
165	52.1	206.9		34,100
170	50.7	202.8		27,800
175	49.2	198.5		21,800
180	47.7	193.9		16,200
185	46.1	189.1		10,900

275.6 ft				
ft	°	ft	34.8 ft lb	48.0 ft lb
34	84.7	281.2	180,000	180,000
36	84.3	281.0	180,000	180,000
38	83.9	280.8	180,000	180,000
40	83.4	280.5	180,000	180,000
45	82.4	279.8	180,000	180,000
50	81.3	279.1	180,000	180,000
55	80.3	278.2	180,000	180,000
60	79.2	277.2	180,000	180,000
65	78.2	276.2	178,600	178,600
70	77.1	275.0	174,600	174,600
75	76.0	273.7	163,300	166,000
80	75.0	272.4	140,700	157,400
85	73.9	270.9	120,900	148,900
90	72.8	269.3	103,500	140,500
95	71.7	267.7	88,000	131,700
100	70.6	265.9	74,100	123,400
105	69.5	264.0	61,600	115,400
110	68.3	262.0	50,300	107,700
115	67.2	259.9	40,000	100,400
120	66.1	257.6	30,600	93,500
125	64.9	255.3	22,000	87,000
130	63.8	252.8	14,100	80,800
135	62.6	250.2		75,000
140	61.4	247.4		67,100
145	60.2	244.6		59,600
150	59.0	241.5		52,700
155	57.8	238.4		46,300
160	56.5	235.1		40,300
165	55.3	231.6		33,900
170	54.0	227.9		27,600
175	52.7	224.1		21,600
180	51.3	220.1		16,000
185	50.0	215.9		10,700

MLC300 VPC-MAX S-3


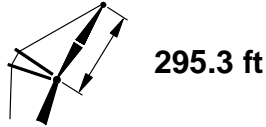
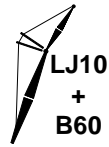
ASME B30.5



ft	°	ft	lb	lb
36	84.7	300.8	136,000	136,000
38	84.3	300.6	136,000	136,000
40	83.9	300.4	136,000	136,000
45	82.9	299.7	136,000	136,000
50	81.9	299.0	135,700	135,700
55	80.9	298.2	135,700	135,700
60	80.0	297.3	135,700	135,700
65	79.0	296.3	135,200	135,200
70	78.0	295.2	130,000	130,000
75	77.0	294.0	124,700	124,700
80	76.0	292.8	118,100	118,100
85	75.0	291.4	111,000	111,000
90	74.0	290.0	104,000	104,000
95	72.9	288.4	89,800	97,200
100	71.9	286.8	75,900	90,500
105	70.9	285.0	63,400	84,000
110	69.9	283.2	52,100	77,700
115	68.8	281.2	41,800	71,500
120	67.8	279.1	32,400	65,500
125	66.7	277.0	23,800	59,800
130	65.7	274.7	15,900	54,500
135	64.6	272.3		49,300
140	63.5	269.8		44,400
145	62.4	267.2		39,800
150	61.3	264.4		35,400
155	60.2	261.5		31,300
160	59.0	258.5		27,400
165	57.9	255.3		23,700
170	56.7	252.1		20,200
175	55.5	248.6		17,000
180	54.4	245.0		13,900
185	53.1	241.2		11,100

MLC300 VPC-MAX S-3

ASME B30.5


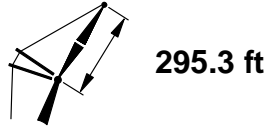
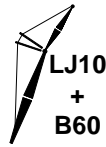


137.8 ft				
ft	°	ft	34.8 ft lb	48.0 ft lb
22	84.4	143.9	512,600	512,600
24	83.6	143.7	509,900	509,900
26	82.7	143.4	507,300	507,300
28	81.9	143.1	504,700	504,700
30	81.0	142.7	502,200	502,200
32	80.2	142.3	499,800	499,800
34	79.3	141.9	497,500	497,500
36	78.5	141.5	495,200	495,200
38	77.6	141.0	493,000	493,000
40	76.8	140.5	454,600	490,800
45	74.6	139.1	371,400	485,900
50	72.4	137.4	306,600	466,000
55	70.2	135.6	254,900	410,400
60	68.0	133.5	212,500	355,200
65	65.7	131.3	177,300	307,300
70	63.3	128.7	147,400	267,600
75	61.0	125.9	121,900	234,200
80	58.5	122.8	99,800	205,600
85	56.0	119.4	80,500	181,000
90	53.4	115.7	63,400	159,500
95	50.7	111.6	48,300	140,600
100	47.9	107.0	34,800	123,800
105	45.0	102.0	22,700	108,900
110	41.9	96.5	11,700	95,500
115	38.5	90.2		81,400
120	34.9	83.1		65,300
125	31.0	75.0		50,200
130	26.4	65.2		35,800
135	20.9	53.0		21,700

157.5 ft				
ft	°	ft	34.8 ft lb	48.0 ft lb
24	84.4	163.5	467,400	467,400
26	83.6	163.3	465,600	465,600
28	82.9	163.0	463,800	463,800
30	82.2	162.7	462,100	462,100
32	81.4	162.3	460,500	460,500
34	80.7	162.0	458,900	458,900
36	79.9	161.6	457,400	457,400
38	79.2	161.2	455,900	455,900
40	78.5	160.7	454,500	454,500
45	76.6	159.5	380,800	451,200
50	74.7	158.1	315,900	448,000
55	72.8	156.5	264,000	416,100
60	70.9	154.8	221,600	363,400
65	68.9	152.8	186,300	315,300
70	66.9	150.6	156,400	275,400
75	64.9	148.3	130,700	241,800
80	62.9	145.7	108,600	213,100
85	60.8	142.8	89,200	188,400
90	58.6	139.8	72,000	166,700
95	56.5	136.4	56,800	147,700
100	54.2	132.8	43,300	130,900
105	51.9	128.9	31,000	115,800
110	49.5	124.6	20,000	102,300
115	47.0	119.9	10,000	90,100
120	44.4	114.8		79,100
125	41.7	109.2		69,000
130	38.8	103.0		59,800
135	35.7	96.1		48,100
140	32.3	88.3		35,900
145	28.6	79.4		24,300
150	24.3	68.7		13,100

MLC300 VPC-MAX S-3

ASME B30.5

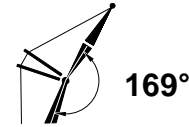
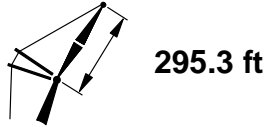
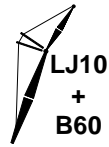


177.2 ft				
ft	°	ft	lb	lb
24	85.0	183.3	421,100	421,100
26	84.3	183.1	420,000	420,000
28	83.7	182.9	418,900	418,900
30	83.0	182.6	417,900	417,900
32	82.4	182.3	416,800	416,800
34	81.7	182.0	415,800	415,800
36	81.1	181.6	414,800	414,800
38	80.4	181.3	414,000	414,000
40	79.8	180.9	413,000	413,000
45	78.1	179.8	388,800	411,000
50	76.4	178.5	323,900	409,000
55	74.8	177.2	272,000	407,500
60	73.1	175.6	229,500	370,300
65	71.4	173.9	194,100	322,100
70	69.6	172.0	164,200	282,100
75	67.9	169.9	138,500	248,400
80	66.1	167.7	116,300	219,600
85	64.3	165.3	96,800	194,800
90	62.5	162.6	79,700	173,100
95	60.6	159.8	64,400	154,000
100	58.7	156.7	50,800	137,100
105	56.8	153.4	38,600	122,000
110	54.8	149.9	27,500	108,400
115	52.8	146.1	17,400	96,200
120	50.7	142.0		85,000
125	48.5	137.5		74,900
130	46.3	132.8		65,600
135	44.0	127.6		57,100
140	41.5	121.9		49,300
145	39.0	115.8		42,100
150	36.2	109.0		34,200
155	33.3	101.5		24,100
160	30.1	93.0		14,500

196.9 ft				
ft	°	ft	lb	lb
26	84.9	202.9	373,800	373,800
28	84.3	202.7	373,200	373,200
30	83.7	202.4	372,700	372,700
32	83.2	202.2	372,200	372,200
34	82.6	201.9	371,700	371,700
36	82.0	201.6	371,300	371,300
38	81.4	201.3	370,900	370,900
40	80.8	200.9	370,500	370,500
45	79.3	199.9	369,600	369,600
50	77.8	198.8	328,600	367,400
55	76.3	197.6	276,600	354,100
60	74.8	196.2	234,100	340,800
65	73.3	194.7	198,700	326,300
70	71.8	193.0	168,700	286,200
75	70.2	191.2	143,000	252,400
80	68.6	189.2	120,700	223,600
85	67.1	187.1	101,200	198,600
90	65.5	184.7	84,000	176,900
95	63.8	182.3	68,700	157,700
100	62.2	179.6	55,100	140,800
105	60.5	176.7	42,800	125,600
110	58.8	173.7	31,600	112,000
115	57.1	170.4	21,500	99,700
120	55.3	167.0	12,300	88,500
125	53.5	163.2		78,300
130	51.6	159.3		69,000
135	49.7	155.0		60,500
140	47.7	150.5		52,600
145	45.7	145.6		45,300
150	43.6	140.3		38,500
155	41.4	134.7		32,000
160	39.1	128.6		24,800
165	36.7	121.9		18,100
170	34.1	114.6		11,600

MLC300 VPC-MAX S-3

ASME B30.5


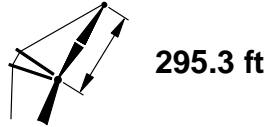
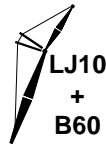


216.5 ft				
ft	°	ft	34.8 ft lb	48.0 ft lb
28	84.8	222.5	328,800	328,800
30	84.3	222.3	328,700	328,700
32	83.8	222.0	328,600	328,600
34	83.2	221.8	328,500	328,500
36	82.7	221.5	328,500	328,500
38	82.2	221.2	328,400	328,400
40	81.6	220.9	325,800	325,800
45	80.3	220.0	315,100	315,100
50	79.0	219.0	303,900	303,900
55	77.6	217.9	281,400	293,000
60	76.2	216.6	238,800	282,100
65	74.9	215.2	203,400	271,200
70	73.5	213.7	173,300	260,300
75	72.1	212.1	147,600	249,500
80	70.7	210.3	125,300	227,500
85	69.3	208.4	105,800	202,600
90	67.8	206.3	88,600	180,800
95	66.4	204.1	73,300	161,600
100	64.9	201.8	59,600	144,600
105	63.4	199.2	47,300	129,400
110	61.9	196.6	36,100	115,700
115	60.4	193.7	26,000	103,400
120	58.9	190.7	16,800	92,200
125	57.3	187.4		82,000
130	55.7	184.0		72,600
135	54.1	180.4		64,000
140	52.4	176.5		56,100
145	50.7	172.4		48,800
150	48.9	168.0		42,000
155	47.1	163.4		35,700
160	45.2	158.4		28,700
165	43.3	153.1		22,000
170	41.3	147.4		15,700

236.2 ft				
ft	°	ft	34.8 ft lb	48.0 ft lb
30	84.8	242.1	280,900	280,900
32	84.3	241.9	280,900	280,900
34	83.8	241.6	280,900	280,900
36	83.3	241.4	278,500	278,500
38	82.8	241.1	275,100	275,100
40	82.3	240.8	271,700	271,700
45	81.1	240.0	263,000	263,000
50	79.9	239.1	253,500	253,500
55	78.6	238.0	244,400	244,400
60	77.4	236.9	235,200	235,200
65	76.2	235.7	205,500	225,900
70	74.9	234.3	175,400	216,700
75	73.6	232.8	149,700	207,400
80	72.4	231.2	127,300	198,100
85	71.1	229.4	107,800	189,000
90	69.8	227.6	90,600	179,800
95	68.5	225.6	75,200	163,400
100	67.2	223.5	61,500	146,400
105	65.8	221.2	49,200	131,100
110	64.5	218.8	38,000	117,500
115	63.1	216.2	27,900	105,100
120	61.7	213.5	18,600	93,900
125	60.3	210.7	10,100	83,600
130	58.9	207.6		74,200
135	57.5	204.4		65,600
140	56.0	201.0		57,700
145	54.5	197.5		50,300
150	53.0	193.7		43,500
155	51.5	189.7		37,100
160	49.9	185.4		30,000
165	48.2	181.0		23,200
170	46.6	176.2		16,900
175	44.8	171.2		11,000

MLC300 VPC-MAX S-3

ASME B30.5


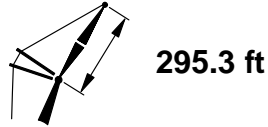
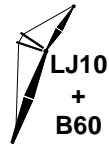


255.9 ft				
ft	°	ft	lb	lb
32	84.7	261.7	216,700	216,700
34	84.3	261.4	216,700	216,700
36	83.8	261.2	216,700	216,700
38	83.4	260.9	216,700	216,700
40	82.9	260.7	216,700	216,700
45	81.8	259.9	216,700	216,700
50	80.7	259.1	209,300	209,300
55	79.5	258.2	205,200	205,200
60	78.4	257.1	202,200	202,200
65	77.2	256.0	199,500	199,500
70	76.1	254.7	178,200	194,500
75	74.9	253.3	152,400	184,000
80	73.8	251.8	130,000	173,600
85	72.6	250.3	110,400	162,800
90	71.4	248.6	93,100	152,200
95	70.2	246.7	77,800	142,200
100	69.0	244.8	64,100	132,600
105	67.8	242.7	51,700	123,600
110	66.6	240.6	40,500	115,000
115	65.3	238.2	30,300	106,900
120	64.1	235.8	21,100	96,000
125	62.8	233.2	12,600	85,700
130	61.6	230.5		76,300
135	60.3	227.6		67,700
140	59.0	224.6		59,700
145	57.6	221.4		52,400
150	56.3	218.0		45,500
155	54.9	214.5		39,100
160	53.5	210.8		31,900
165	52.1	206.9		25,200
170	50.7	202.8		18,900
175	49.2	198.5		13,000

275.6 ft				
ft	°	ft	lb	lb
34	84.7	281.2	170,700	170,700
36	84.3	281.0	170,700	170,700
38	83.9	280.8	170,700	170,700
40	83.4	280.5	170,700	170,700
45	82.4	279.8	170,700	170,700
50	81.3	279.1	170,700	170,700
55	80.3	278.2	170,700	170,700
60	79.2	277.2	170,700	170,700
65	78.2	276.2	168,300	168,300
70	77.1	275.0	162,700	162,700
75	76.0	273.7	153,100	153,900
80	75.0	272.4	130,700	144,700
85	73.9	270.9	111,100	135,700
90	72.8	269.3	93,800	126,900
95	71.7	267.7	78,400	118,300
100	70.6	265.9	64,700	110,000
105	69.5	264.0	52,300	102,000
110	68.3	262.0	41,100	94,400
115	67.2	259.9	30,900	87,200
120	66.1	257.6	21,600	80,300
125	64.9	255.3	13,100	73,800
130	63.8	252.8		67,700
135	62.6	250.2		61,800
140	61.4	247.4		56,400
145	60.2	244.6		51,300
150	59.0	241.5		46,100
155	57.8	238.4		39,200
160	56.5	235.1		32,000
165	55.3	231.6		25,300
170	54.0	227.9		19,000
175	52.7	224.1		13,100

MLC300 VPC-MAX S-3



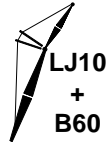
ASME B30.5



ft	°	ft	lb	lb
36	84.7	300.8	126,100	126,100
38	84.3	300.6	126,100	126,100
40	83.9	300.4	126,100	126,100
45	82.9	299.7	126,100	126,100
50	81.9	299.0	125,700	125,700
55	80.9	298.2	125,700	125,700
60	80.0	297.3	125,600	125,600
65	79.0	296.3	123,300	123,300
70	78.0	295.2	117,700	117,700
75	77.0	294.0	111,800	111,800
80	76.0	292.8	105,000	105,000
85	75.0	291.4	98,000	98,000
90	74.0	290.0	91,100	91,100
95	72.9	288.4	80,500	84,300
100	71.9	286.8	66,700	77,700
105	70.9	285.0	54,400	71,300
110	69.9	283.2	43,200	64,900
115	68.8	281.2	33,000	58,700
120	67.8	279.1	23,700	52,900
125	66.7	277.0	15,100	47,300
130	65.7	274.7		41,900
135	64.6	272.3		36,800
140	63.5	269.8		32,000
145	62.4	267.2		27,400
150	61.3	264.4		23,000
155	60.2	261.5		18,900
160	59.0	258.5		15,000
165	57.9	255.3		11,400

MLC300 VPC-MAX S-3

ASME B30.5



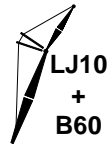



137.8 ft				
ft	°	ft	34.8 ft lb	48.0 ft lb
22	84.4	143.9	500,900	500,900
24	83.6	143.7	497,900	497,900
26	82.7	143.4	495,000	495,000
28	81.9	143.1	492,000	492,000
30	81.0	142.7	489,200	489,200
32	80.2	142.3	486,500	486,500
34	79.3	141.9	483,900	483,900
36	78.5	141.5	481,300	481,300
38	77.6	141.0	478,300	478,800
40	76.8	140.5	438,300	476,300
45	74.6	139.1	355,700	470,700
50	72.4	137.4	291,600	455,300
55	70.2	135.6	240,200	400,000
60	68.0	133.5	198,300	343,400
65	65.7	131.3	163,300	295,800
70	63.3	128.7	133,800	256,500
75	61.0	125.9	108,500	223,300
80	58.5	122.8	86,600	195,000
85	56.0	119.4	67,500	170,500
90	53.4	115.7	50,600	149,200
95	50.7	111.6	35,700	130,500
100	47.9	107.0	22,300	113,900
105	45.0	102.0	10,300	99,100
110	41.9	96.5		85,900
115	38.5	90.2		69,300
120	34.9	83.1		53,300
125	31.0	75.0		38,400
130	26.4	65.2		24,200
135	20.9	53.0		10,200


157.5 ft				
ft	°	ft	34.8 ft lb	48.0 ft lb
24	84.4	163.5	456,200	456,200
26	83.6	163.3	454,200	454,200
28	82.9	163.0	452,300	452,300
30	82.2	162.7	450,400	450,400
32	81.4	162.3	448,600	448,600
34	80.7	162.0	446,800	446,800
36	79.9	161.6	445,100	445,100
38	79.2	161.2	443,400	443,400
40	78.5	160.7	441,800	441,800
45	76.6	159.5	366,100	438,000
50	74.7	158.1	301,800	434,200
55	72.8	156.5	250,400	406,100
60	70.9	154.8	208,300	352,300
65	68.9	152.8	173,300	304,600
70	66.9	150.6	143,700	265,000
75	64.9	148.3	118,300	231,700
80	62.9	145.7	96,300	203,200
85	60.8	142.8	77,100	178,700
90	58.6	139.8	60,200	157,200
95	56.5	136.4	45,100	138,400
100	54.2	132.8	31,700	121,700
105	51.9	128.9	19,600	106,800
110	49.5	124.6		93,400
115	47.0	119.9		81,300
120	44.4	114.8		70,400
125	41.7	109.2		60,400
130	38.8	103.0		50,200
135	35.7	96.1		37,300
140	32.3	88.3		25,300
145	28.6	79.4		13,800

MLC300 VPC-MAX S-3

ASME B30.5


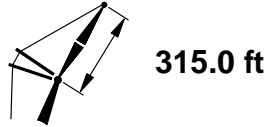
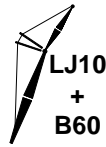


 177.2 ft				
ft	°	ft	lb	lb
24	85.0	183.3	410,600	410,600
26	84.3	183.1	409,300	409,300
28	83.7	182.9	408,100	408,100
30	83.0	182.6	406,900	406,900
32	82.4	182.3	405,700	405,700
34	81.7	182.0	404,600	404,600
36	81.1	181.6	403,600	403,600
38	80.4	181.3	402,500	402,500
40	79.8	180.9	401,500	401,500
45	78.1	179.8	374,900	399,200
50	76.4	178.5	310,500	396,800
55	74.8	177.2	259,100	394,900
60	73.1	175.6	217,000	359,900
65	71.4	173.9	181,900	312,000
70	69.6	172.0	152,200	272,300
75	67.9	169.9	126,800	238,900
80	66.1	167.7	104,800	210,400
85	64.3	165.3	85,500	185,700
90	62.5	162.6	68,500	164,200
95	60.6	159.8	53,400	145,300
100	58.7	156.7	40,000	128,500
105	56.8	153.4	27,800	113,500
110	54.8	149.9	16,900	100,000
115	52.8	146.1		87,900
120	50.7	142.0		76,900
125	48.5	137.5		66,800
130	46.3	132.8		57,700
135	44.0	127.6		49,200
140	41.5	121.9		41,500
145	39.0	115.8		34,200
150	36.2	109.0		24,300
155	33.3	101.5		14,300

 196.9 ft				
ft	°	ft	lb	lb
26	84.9	202.9	363,800	363,800
28	84.3	202.7	363,200	363,200
30	83.7	202.4	362,500	362,500
32	83.2	202.2	362,000	362,000
34	82.6	201.9	361,400	361,400
36	82.0	201.6	360,900	360,900
38	81.4	201.3	360,400	360,400
40	80.8	200.9	360,000	360,000
45	79.3	199.9	358,900	358,900
50	77.8	198.8	315,900	353,100
55	76.3	197.6	264,300	339,900
60	74.8	196.2	222,200	326,700
65	73.3	194.7	187,000	313,500
70	71.8	193.0	157,300	277,000
75	70.2	191.2	131,900	243,400
80	68.6	189.2	109,800	214,800
85	67.1	187.1	90,500	190,100
90	65.5	184.7	73,500	168,500
95	63.8	182.3	58,300	149,500
100	62.2	179.6	44,800	132,600
105	60.5	176.7	32,600	117,600
110	58.8	173.7	21,600	104,100
115	57.1	170.4	11,600	91,900
120	55.3	167.0		80,800
125	53.5	163.2		70,700
130	51.6	159.3		61,500
135	49.7	155.0		53,000
140	47.7	150.5		45,200
145	45.7	145.6		38,000
150	43.6	140.3		30,000
155	41.4	134.7		22,500
160	39.1	128.6		15,400

MLC300 VPC-MAX S-3

ASME B30.5



216.5 ft


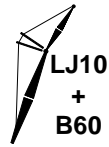
ft	°	ft	34.8 ft lb	48.0 ft lb
28	84.8	222.5	318,900	318,900
30	84.3	222.3	318,700	318,700
32	83.8	222.0	318,600	318,600
34	83.2	221.8	318,300	318,300
36	82.7	221.5	318,300	318,300
38	82.2	221.2	318,200	318,200
40	81.6	220.9	314,400	314,400
45	80.3	220.0	303,900	303,900
50	79.0	219.0	292,600	292,600
55	77.6	217.9	269,600	281,800
60	76.2	216.6	227,400	270,800
65	74.9	215.2	192,200	259,900
70	73.5	213.7	162,500	248,900
75	72.1	212.1	137,000	238,100
80	70.7	210.3	114,900	219,200
85	69.3	208.4	95,600	194,400
90	67.8	206.3	78,500	172,700
95	66.4	204.1	63,400	153,700
100	64.9	201.8	49,800	136,800
105	63.4	199.2	37,600	121,700
110	61.9	196.6	26,600	108,200
115	60.4	193.7	16,600	96,000
120	58.9	190.7		84,800
125	57.3	187.4		74,700
130	55.7	184.0		65,500
135	54.1	180.4		56,900
140	52.4	176.5		49,100
145	50.7	172.4		41,800
150	48.9	168.0		34,400
155	47.1	163.4		26,800
160	45.2	158.4		19,700
165	43.3	153.1		13,100

236.2 ft

ft	°	ft	34.8 ft lb	48.0 ft lb
30	84.8	242.1	270,700	270,700
32	84.3	241.9	270,700	270,700
34	83.8	241.6	270,700	270,700
36	83.3	241.4	267,500	267,500
38	82.8	241.1	264,200	264,200
40	82.3	240.8	260,800	260,800
45	81.1	240.0	252,100	252,100
50	79.9	239.1	242,600	242,600
55	78.6	238.0	233,600	233,600
60	77.4	236.9	224,400	224,400
65	76.2	235.7	194,800	215,100
70	74.9	234.3	165,000	205,800
75	73.6	232.8	139,500	196,500
80	72.4	231.2	117,400	187,200
85	71.1	229.4	98,000	178,000
90	69.8	227.6	80,900	168,100
95	68.5	225.6	65,700	155,900
100	67.2	223.5	52,200	139,000
105	65.8	221.2	39,900	123,900
110	64.5	218.8	28,900	110,300
115	63.1	216.2	18,800	98,000
120	61.7	213.5		86,900
125	60.3	210.7		76,700
130	58.9	207.6		67,400
135	57.5	204.4		58,900
140	56.0	201.0		51,000
145	54.5	197.5		43,700
150	53.0	193.7		36,100
155	51.5	189.7		28,500
160	49.9	185.4		21,400
165	48.2	181.0		14,700

MLC300 VPC-MAX S-3

ASME B30.5

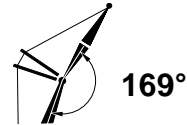
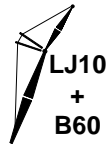


255.9 ft				
ft	°	ft	lb	lb
32	84.7	261.7	206,200	206,200
34	84.3	261.4	206,200	206,200
36	83.8	261.2	206,200	206,200
38	83.4	260.9	206,200	206,200
40	82.9	260.7	206,200	206,200
45	81.8	259.9	204,000	204,000
50	80.7	259.1	196,300	196,300
55	79.5	258.2	192,300	192,300
60	78.4	257.1	189,300	189,300
65	77.2	256.0	186,500	186,500
70	76.1	254.7	168,100	181,700
75	74.9	253.3	142,500	170,500
80	73.8	251.8	120,400	159,500
85	72.6	250.3	101,000	148,700
90	71.4	248.6	83,900	138,300
95	70.2	246.7	68,600	128,300
100	69.0	244.8	55,000	118,800
105	67.8	242.7	42,800	109,700
110	66.6	240.6	31,700	101,200
115	65.3	238.2	21,600	93,200
120	64.1	235.8	12,500	85,700
125	62.8	233.2		78,600
130	61.6	230.5		69,700
135	60.3	227.6		61,200
140	59.0	224.6		53,300
145	57.6	221.4		46,000
150	56.3	218.0		38,400
155	54.9	214.5		30,800
160	53.5	210.8		23,700
165	52.1	206.9		17,000
170	50.7	202.8		10,800

275.6 ft				
ft	°	ft	lb	lb
34	84.7	281.2	161,100	161,100
36	84.3	281.0	161,100	161,100
38	83.9	280.8	161,100	161,100
40	83.4	280.5	161,100	161,100
45	82.4	279.8	161,100	161,100
50	81.3	279.1	161,100	161,100
55	80.3	278.2	161,100	161,100
60	79.2	277.2	160,500	160,500
65	78.2	276.2	157,800	157,800
70	77.1	275.0	148,900	148,900
75	76.0	273.7	139,900	139,900
80	75.0	272.4	121,400	130,900
85	73.9	270.9	102,000	122,000
90	72.8	269.3	84,800	113,200
95	71.7	267.7	69,600	104,800
100	70.6	265.9	56,000	96,600
105	69.5	264.0	43,700	88,700
110	68.3	262.0	32,600	81,100
115	67.2	259.9	22,500	73,900
120	66.1	257.6	13,300	67,100
125	64.9	255.3		60,700
130	63.8	252.8		54,500
135	62.6	250.2		48,800
140	61.4	247.4		43,400
145	60.2	244.6		38,300
150	59.0	241.5		33,600
155	57.8	238.4		29,100
160	56.5	235.1		24,100
165	55.3	231.6		17,400
170	54.0	227.9		11,200

MLC300 VPC-MAX S-3

ASME B30.5



ft	°	ft	34.8 ft lb	48.0 ft lb
36	84.7	300.8	113,000	113,000
38	84.3	300.6	113,000	113,000
40	83.9	300.4	113,000	113,000
45	82.9	299.7	113,000	113,000
50	81.9	299.0	112,500	112,500
55	80.9	298.2	112,400	112,400
60	80.0	297.3	112,200	112,200
65	79.0	296.3	110,200	110,200
70	78.0	295.2	104,700	104,700
75	77.0	294.0	98,700	98,700
80	76.0	292.8	91,800	91,800
85	75.0	291.4	84,900	84,900
90	74.0	290.0	78,100	78,100
95	72.9	288.4	71,500	71,500
100	71.9	286.8	58,300	65,000
105	70.9	285.0	46,000	58,500
110	69.9	283.2	34,900	52,200
115	68.8	281.2	24,800	46,100
120	67.8	279.1	15,600	40,300
125	66.7	277.0		34,700
130	65.7	274.7		29,400
135	64.6	272.3		24,400
140	63.5	269.8		19,500
145	62.4	267.2		15,000
150	61.3	264.4		10,700