

Liftcrane Boom Capacities

Boom No. B10:82A
83 730 kg Crane Counterweight
19 960 kg Carbody Counterweight
Crawler Machine on a Barge
0 Degree thru 3 Degree Static Machine List
No Travel - 360 Degree Rating

MLC250 SERIES 2

LIFTING CAPACITIES: Lifting capacities are for a crawler machine when operating on a barge. Machine shall be positively secured to prevent shifting. Lifting capacities for various boom lengths and operating radii are for freely suspended loads and may be based on percent of static tipping or strength of structural components. Capacities must be reduced by applicable deducts.

Upper boom point capacity for liftcrane service with single part whip line from Drum 1 or Drum 2 is 13 380 kg or 26 760 kg with two part whip line. When Drum 3 is used, capacity with single part whip line is 9 070 kg or 18 140 kg with two part whip line. In all cases, upper boom point capacities cannot exceed those listed for main boom capacity.

Weight of all load blocks, hooks, weight ball, slings, hoist lines, etc., beneath boom and jib point sheaves is considered part of load. Boom is not to be lowered beyond radii where combined weights are greater than rated capacity. Where no capacity is shown, operation is not intended or approved.

BOOM BACKWARD STABILITY: Capacities indicated by (b) require 5 670 kg minimum weight. **Caution: Do not operate in areas indicated by (b) without required minimum weight. Boom may not lower and boom hoist wire rope may go slack causing wire rope damage or failure.**

OPERATING CONDITIONS: Machine to operate on a firm and uniformly supporting surface with gantry up and machine list not to exceed degrees noted. Refer to Boom Rigging **No. 80137888**, Wire Rope Specifications chart **No. 9909-A**, Counterweight Arrangements chart **No. 9893-A**, and Wind Conditions chart **No. 9908-A**. Crane operator judgment must be used to allow for dynamic load effects of swinging, hoisting or lowering, wind conditions, as well as adverse operating conditions and physical machine depreciation. Refer to the Operator Manual for operating guidelines.

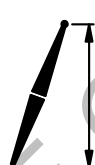
OPERATING RADIUS: Operating radius is horizontal distance from axis of rotation at barge deck to center of vertical hoist line or load block.



BOOM ANGLE: Boom angle in degrees (°) is angle between horizontal and centerline of boom butt and inserts, and is an indication of operating radius. In all cases, operating radius shall govern capacity.



BOOM POINT ELEVATION: Boom point elevation is vertical distance from barge deck to centerline of boom point shaft.



MACHINE EQUIPMENT: Machine equipped with 8 585 mm crawlers, 1 200 mm or 1 524 mm treads, 3 124 mm retractable gantry, 9 144 mm live mast, 20 part boom hoist reeving, and boom support straps.

Consult chart **No. 9924-AM** when Jib No. 134 is attached.

Deduct From Capacities When Jib No. 134 Is Attached			
Jib Length (m)	Jib Offset Angle		
	5°	15°	25°
Deduct (kg)			
9,1	2 275	2 600	3 100
12,2	2 650	3 325	4 050
15,2	3 050	4 000	5 000
18,3	3 500	4 725	5 900
21,3	3 825	5 275	6 775
24,4	4 225	5 875	7 675

Weight of jib and 1 360 kg suspended beneath jib point have been included in determination of deduct.

Refer to Tables 1 and 2 for raising ability with the maximum weight of all load blocks, hooks, weight ball, slings, and hoist lines beneath boom point sheaves. For block weights shown with #, load blocks, hooks, weight ball, and slings must remain on barge deck until combined weights are within rated capacity of chart. For boom lengths shown with (a), upper boom point must be removed. Raising is not permitted in shaded areas of table.

Combined weight beneath boom point sheaves must not exceed block weight shown.

Table 1

Over End or Side of Crawlers					
Boom Length (m)	Maximum Number of Lower Boom Point Sheaves	Machine List			
		0°	1°	2°	3°
		Block Weight (kg)			
21,3 - 57,9	8	4 525	4 525	4 525	4 525
61,0	8	3 975	3 625	3 625	3 625
64,0	8	2 925	2 625	2 625	2 625
67,1	8	2 025	1 700	1 700	1 700
70,1	8	#	#	#	#
73,2	8	#	#	#	#
76,2	2	#	Raising Not Permitted		
79,2	2				
82,3	2				
85,3 (a)	2				

Table 2

Over End of Blocked Crawlers					
Boom Length (m)	Maximum Number of Lower Boom Point Sheaves	Machine List			
		0°	1°	2°	3°
		Block Weight (kg)			
21,3 - 57,9	8	4 525	4 525	4 525	4 525
61,0	8	4 150	3 625	3 625	3 625
64,0	8	3 250	2 625	2 625	2 625
67,1	8	2 475	1 800	1 800	1 800
70,1	8	1 950	1 800	1 800	1 800
73,2	8	1 900	1 700	1 700	1 700
76,2	2	1 575	#	#	#
79,2	2	#	#	#	#
82,3	2	#	#	#	
85,3 (a)	2	#	Raising Not Permitted		

Warning: Crane must remain in-line with crawlers when raising over end of blocked crawlers until operating radius is within 360 degree chart. Crane tipping or structural damage can occur.

Explanation of Symbols



Boom No. B10:82A



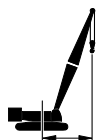
Crane Counterweight
+
Carbody Counterweight



360 Degree Rating



Boom Length



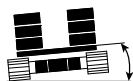
Operating Radius
(see page 1)



Boom Angle
(see page 1)



Boom Point Elevation
(see page 1)



Machine List

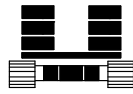


Lifting Capacities
(see page 1)

MLC250 S-2



B10



83 730 kg
+
19 960 kg

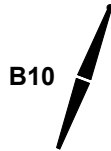


360°

 21,3 m							
 m	 °	 m	 0° kg	 1° kg	 2° kg	 3° kg	 m
4,9	82,8	23,6	213 100 b				4,9
5,0	82,5	23,6	208 500 b				5,0
5,2	81,9	23,5	201 400 b	188 200 b			5,2
5,5	81,1	23,5	190 800 b	178 700 b			5,5
5,8	80,3	23,4	181 900 b	170 900 b	161 100 b		5,8
6,0	79,7	23,4	175 900 b	165 600 b	156 100 b		6,0
6,1	79,5	23,3	173 500 b	163 500 b	153 900 b	131 200b	6,1
7,0	77,0	23,1	152 100 b	144 300 b	133 500 b	113 700b	7,0
8,0	74,2	22,8	133 600	127 200	116 000	98 600	8,0
9,0	71,3	22,5	116 300	108 400	100 900	87 000	9,0
10,0	68,4	22,1	99 000	92 800	87 300	77 700	10,0
11,0	65,5	21,6	85 600	80 900	76 600	70 000	11,0
12,0	62,5	21,1	75 300	71 600	68 200	63 700	12,0
14,0	56,1	19,8	60 300	57 900	55 600	53 400	14,0
16,0	49,1	18,2	50 100	48 400	46 800	45 200	16,0
18,0	41,3	16,1	42 400	41 200	40 000	38 900	18,0
20,0	31,9	13,2	36 500	35 600	34 800	34 000	20,0
21,3	23,7	10,4	33 200	32 600	31 900	31 300	21,3

REFERENCED ONLY

MLC250 S-2

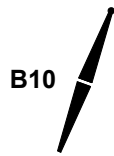


83 730 kg
+
19 960 kg







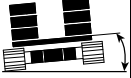
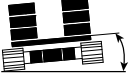
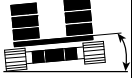


m	°	m	kg	kg	kg	kg	m
5,2	83,0	26,6	201 200 b				5,2
5,5	82,2	26,6	190 400 b				5,5
5,8	81,5	26,5	181 500 b	169 100 b			5,8
6,0	81,0	26,5	175 600 b	163 900 b			6,0
6,1	80,8	26,4	173 200 b	161 800 b	151 600 b		6,1
6,7	79,4	26,3	158 900 b	149 300 b	139 400 b	118 500 b	6,7
7,0	78,6	26,3	151 800 b	143 000 b	133 300 b	113 500 b	7,0
8,0	76,2	26,0	133 200	126 000	115 600	98 300	8,0
9,0	73,8	25,7	116 300	107 400	99 300	86 700	9,0
10,0	71,3	25,4	99 000	92 100	85 900	77 400	10,0
11,0	68,8	25,0	85 600	80 200	75 400	69 700	11,0
12,0	66,2	24,5	75 300	71 100	67 200	63 400	12,0
14,0	60,9	23,5	60 200	57 400	54 800	52 400	14,0
16,0	55,2	22,1	50 100	48 100	46 200	44 400	16,0
18,0	49,1	20,5	42 300	40 900	39 500	38 200	18,0
20,0	42,4	18,4	36 400	35 400	34 300	33 300	20,0
22,0	34,5	15,8	31 800	31 000	30 300	29 500	22,0
24,0	24,5	12,0	28 000	27 500	26 900	26 400	24,0
24,4	22,0	11,0	27 300	26 800	26 300	25 800	24,4

MLC250 S-2

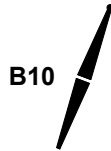



83 730 kg
 +
19 960 kg



 27,4 m							
 m	 o	 m	 0° kg	 1° kg	 2° kg	 3° kg	 m
5,8	82,5	29,6	181 100 b				5,8
6,0	82,0	29,6	175 300 b				6,0
6,1	81,8	29,5	172 900 b	156 400 b			6,1
6,7	80,6	29,4	158 600 b	146 600 b	136 300 b		6,7
7,0	79,9	29,4	151 500 b	141 700 b	131 700 b		7,0
7,3	79,3	29,3	145 900 b	136 600 b	126 700 b	107 800 b	7,3
8,0	77,8	29,2	133 000	124 900	114 900	98 100	8,0
9,0	75,6	28,9	116 300	106 400	97 600	86 500	9,0
10,0	73,4	28,6	99 000	91 300	84 600	77 200	10,0
11,0	71,2	28,2	85 600	79 600	74 400	69 500	11,0
12,0	69,0	27,9	75 300	70 600	66 300	62 500	12,0
14,0	64,4	26,9	60 200	57 000	54 100	51 400	14,0
16,0	59,6	25,8	50 000	47 700	45 600	43 600	16,0
18,0	54,5	24,4	42 300	40 600	39 000	37 500	18,0
20,0	49,1	22,8	36 400	35 100	33 900	32 800	20,0
22,0	43,2	20,8	31 800	30 800	29 900	29 000	22,0
24,0	36,4	18,2	28 000	27 300	26 500	25 800	24,0
26,0	28,3	14,9	24 800	24 300	23 700	23 200	26,0
27,4	20,7	11,5	22 900	22 500	22 000	21 600	27,4

MLC250 S-2



83 730 kg
+
19 960 kg

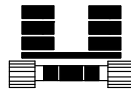


m	°	m	kg	kg	kg	kg	m
6,1	82,7	32,6	172 500 b				6,1
6,7	81,5	32,5	158 500 b	145 900 b			6,7
7,0	80,9	32,5	151 500 b	140 600 b			7,0
7,3	80,4	32,4	145 900 b	135 700 b	126 300 b		7,3
7,9	79,2	32,3	134 800 b	125 700 b	114 700 b	99 000	7,9
8,0	79,0	32,3	132 900	124 100	112 800	98 100	8,0
9,0	77,1	32,1	116 400	105 600	96 100	86 500	9,0
10,0	75,1	31,8	99 100	90 700	83 400	77 000	10,0
11,0	73,2	31,5	85 700	79 200	73 400	68 400	11,0
12,0	71,2	31,1	75 400	70 200	65 600	61 400	12,0
14,0	67,1	30,3	60 300	56 800	53 600	50 700	14,0
16,0	62,9	29,3	50 100	47 600	45 200	43 100	16,0
18,0	58,6	28,1	42 300	40 500	38 700	37 100	18,0
20,0	54,0	26,7	36 500	35 000	33 700	32 400	20,0
22,0	49,1	25,1	31 900	30 800	29 700	28 700	22,0
24,0	43,8	23,1	28 100	27 200	26 400	25 600	24,0
26,0	37,9	20,7	25 000	24 300	23 600	23 000	26,0
28,0	31,0	17,6	22 400	21 800	21 300	20 800	28,0
30,0	22,2	13,4	20 100	19 700	19 300	18 900	30,0
30,5	19,5	12,0	19 600	19 200	18 800	18 500	30,5

MLC250 S-2



B10



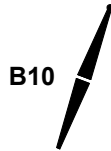
83 730 kg
+
19 960 kg



360°

m			0°	1°	2°	3°	m
°			kg	kg	kg	kg	
6,7	82,3	35,6	157 200				6,7
7,0	81,8	35,6	151 100				7,0
7,3	81,2	35,5	145 600	131 400			7,3
7,9	80,2	35,4	134 500	124 200	111 800		7,9
8,0	80,0	35,4	132 600	123 000	110 500		8,0
8,5	79,2	35,3	124 400	113 800	102 400	91 200	8,5
9,0	78,3	35,2	116 300	104 600	94 400	85 700	9,0
10,0	76,5	34,9	99 100	89 900	82 100	75 400	10,0
11,0	74,8	34,7	85 600	78 500	72 400	67 000	11,0
12,0	73,0	34,4	75 300	69 600	64 600	60 200	12,0
14,0	69,3	33,6	60 200	56 300	52 900	49 800	14,0
16,0	65,6	32,7	49 900	47 200	44 600	42 300	16,0
18,0	61,7	31,7	42 200	40 100	38 200	36 400	18,0
20,0	57,7	30,5	36 300	34 700	33 200	31 800	20,0
22,0	53,5	29,1	31 700	30 500	29 300	28 100	22,0
24,0	49,1	27,4	28 000	27 000	26 000	25 100	24,0
26,0	44,3	25,4	24 800	24 000	23 200	22 500	26,0
28,0	39,0	23,1	22 200	21 600	20 900	20 300	28,0
30,0	33,1	20,2	20 000	19 500	19 000	18 500	30,0
32,0	25,8	16,5	18 000	17 600	17 200	16 800	32,0
33,5	18,6	12,5	16 700	16 400	16 000	15 700	33,5

MLC250 S-2



83 730 kg
+
19 960 kg

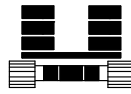


 m	 °	 m	 kg	 kg	 kg	 kg	 m
6,7	82,9	38,7	147 100				6,7
7,0	82,5	38,7	145 900				7,0
7,3	82,0	38,6	141 900	127 200			7,3
7,9	81,0	38,5	133 800	122 800	107 800		7,9
8,0	80,9	38,5	132 500	122 100	106 800		8,0
9,0	79,3	38,3	116 300	103 700	92 900		9,0
9,1	79,1	38,3	114 600	102 300	91 700	82 200	9,1
10,0	77,7	38,1	99 100	89 200	80 900	73 800	10,0
11,0	76,1	37,8	85 600	78 000	71 400	65 700	11,0
12,0	74,4	37,5	75 300	69 200	63 900	59 200	12,0
14,0	71,1	36,9	60 200	56 000	52 300	49 000	14,0
16,0	67,8	36,1	49 900	46 900	44 200	41 700	16,0
18,0	64,3	35,2	42 200	39 900	37 900	35 900	18,0
20,0	60,7	34,1	36 300	34 600	32 900	31 400	20,0
22,0	57,0	32,8	31 700	30 300	29 000	27 800	22,0
24,0	53,2	31,4	27 900	26 800	25 800	24 800	24,0
26,0	49,1	29,7	24 800	23 900	23 000	22 200	26,0
28,0	44,7	27,7	22 200	21 500	20 800	20 100	28,0
30,0	40,0	25,5	20 000	19 400	18 800	18 200	30,0
32,0	34,7	22,7	18 000	17 500	17 100	16 600	32,0
34,0	28,5	19,3	16 400	16 000	15 600	15 200	34,0
36,0	20,6	14,7	14 900	14 500	14 200	13 900	36,0
36,6	17,7	13,0	14 400	14 200	13 900	13 600	36,6

MLC250 S-2



B10



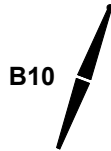
83 730 kg
+
19 960 kg



360°

m	°	m	0° kg	1° kg	2° kg	3° kg	m
7,3	82,6	41,7	133 800				7,3
7,9	81,7	41,6	132 500	111 900			7,9
8,0	81,6	41,6	132 300	111 600			8,0
8,5	80,8	41,5	124 300	107 100	93 500		8,5
9,0	80,1	41,4	116 300	102 500	90 400		9,0
9,1	80,0	41,4	114 500	101 100	89 300	80 300	9,1
10,0	78,6	41,2	99 100	88 500	79 700	72 300	10,0
11,0	77,2	41,0	85 600	77 400	70 400	64 500	11,0
12,0	75,7	40,7	75 300	68 700	63 000	58 100	12,0
14,0	72,6	40,1	60 100	55 600	51 700	48 200	14,0
16,0	69,6	39,4	49 800	46 600	43 700	41 000	16,0
18,0	66,4	38,5	42 100	39 700	37 400	35 400	18,0
20,0	63,2	37,6	36 200	34 300	32 600	30 900	20,0
22,0	59,9	36,4	31 600	30 100	28 700	27 400	22,0
24,0	56,4	35,1	27 800	26 600	25 500	24 400	24,0
26,0	52,8	33,7	24 700	23 700	22 800	21 900	26,0
28,0	49,1	32,0	22 100	21 300	20 500	19 700	28,0
30,0	45,1	30,1	19 900	19 200	18 500	17 900	30,0
32,0	40,7	27,8	18 000	17 400	16 800	16 300	32,0
34,0	36,0	25,2	16 800	15 800	15 300	14 900	34,0
36,0	30,5	22,0	14 800	14 400	14 000	13 600	36,0
38,0	24,0	18,0	13 500	13 100	12 800	12 500	38,0
39,6	17,0	13,4	12 500	12 200	12 000	11 700	39,6

MLC250 S-2



83 730 kg
+
19 960 kg

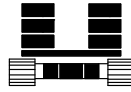


 m	 °	 m	 kg	 kg	 kg	 kg	 m
7,9	82,3	44,7	133 000				7,9
8,0	82,2	44,7	131 900				8,0
8,5	81,5	44,6	124 100	106 300			8,5
9,0	80,8	44,5	116 200	101 100			9,0
9,1	80,7	44,5	114 500	99 800	88 000		9,1
9,8	79,7	44,4	102 500	90 500	80 700	72 900	9,8
10,0	79,5	44,3	99 100	87 800	78 600	70 900	10,0
11,0	78,1	44,1	85 500	76 800	69 500	63 300	11,0
12,0	76,7	43,9	75 200	68 200	62 200	57 100	12,0
14,0	73,9	43,3	60 000	55 300	51 100	47 400	14,0
16,0	71,1	42,6	49 800	46 300	43 200	40 400	16,0
18,0	68,2	41,9	42 000	39 400	37 000	34 900	18,0
20,0	65,3	41,0	36 100	34 100	32 200	30 500	20,0
22,0	62,2	39,9	31 500	29 900	28 400	27 000	22,0
24,0	59,1	38,8	27 800	26 400	25 200	24 000	24,0
26,0	55,9	37,5	24 600	23 600	22 500	21 500	26,0
28,0	52,6	36,0	22 100	21 100	20 300	19 500	28,0
30,0	49,1	34,3	19 800	19 100	18 300	17 600	30,0
32,0	45,4	32,4	17 900	17 300	16 600	16 000	32,0
34,0	41,4	30,2	16 200	15 700	15 200	14 600	34,0
36,0	37,0	27,7	14 800	14 300	13 800	13 400	36,0
38,0	32,2	24,7	13 400	13 000	12 700	12 300	38,0
40,0	26,6	21,0	12 300	11 900	11 600	11 300	40,0
42,0	19,4	16,0	11 200	10 900	10 700	10 400	42,0
42,7	16,3	13,8	10 800	10 600	10 400	10 100	42,7

MLC250 S-2



B10

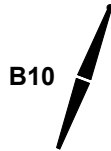


83 730 kg
+
19 960 kg



m	°	m	kg	kg	kg	kg	m
7,9	82,8	47,8	120 100				7,9
8,0	82,7	47,8	119 800				8,0
9,0	81,4	47,6	114 600				9,0
9,1	81,3	47,6	113 100	92 900			9,1
9,8	80,4	47,5	102 100	88 300	77 100		9,8
10,0	80,2	47,4	99 000	87 000	75 800		10,0
10,4	79,7	47,3	93 600	82 700	72 900	65 900	10,4
11,0	78,9	47,2	85 400	76 200	68 500	62 000	11,0
12,0	77,6	47,0	75 100	67 600	61 400	56 000	12,0
14,0	75,0	46,5	59 900	54 800	50 400	46 500	14,0
16,0	72,4	45,9	49 600	45 900	42 600	39 700	16,0
18,0	69,7	45,1	41 800	39 000	36 500	34 200	18,0
20,0	67,0	44,3	35 900	33 800	31 800	29 900	20,0
22,0	64,3	43,4	31 300	29 600	28 000	26 500	22,0
24,0	61,4	42,3	27 600	26 100	24 800	23 600	24,0
26,0	58,5	41,1	24 400	23 200	22 100	21 100	26,0
28,0	55,5	39,8	21 800	20 900	19 900	19 000	28,0
30,0	52,3	38,3	19 600	18 800	18 000	17 200	30,0
32,0	49,1	36,6	17 700	17 000	16 300	15 600	32,0
34,0	45,6	34,7	16 000	15 400	14 800	14 300	34,0
36,0	41,9	32,5	14 500	14 000	13 500	13 000	36,0
38,0	37,9	30,1	13 200	12 800	12 300	11 900	38,0
40,0	33,6	27,2	12 000	11 700	11 300	10 900	40,0
42,0	28,6	23,8	11 000	10 700	10 400	10 000	42,0
44,0	22,6	19,4	10 000	9 700	9 500	9 200	44,0
45,7	15,7	14,2	9 200	9 000	8 800	8 600	45,7

MLC250 S-2



83 730 kg
+
19 960 kg

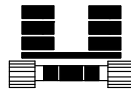


 m	 °	 m	 kg	 kg	 kg	 kg	 m
8,5	82,5	50,8	107 000				8,5
9,0	82,0	50,7	107 000				9,0
9,1	81,9	50,7	106 200	89 200			9,1
10,0	80,8	50,5	99 000	85 300			10,0
10,4	80,3	50,4	93 500	81 400	72 800		10,4
11,0	79,6	50,3	85 400	75 600	67 500	60 200	11,0
12,0	78,4	50,1	75 000	67 100	60 600	55 000	12,0
14,0	76,0	49,6	59 800	54 400	49 800	45 800	14,0
16,0	73,5	49,1	49 500	45 600	42 100	39 100	16,0
18,0	71,1	48,4	41 700	38 800	36 100	33 700	18,0
20,0	68,5	47,6	35 800	33 500	31 400	29 500	20,0
22,0	66,0	46,8	31 200	29 400	27 600	26 100	22,0
24,0	63,4	45,8	27 400	25 900	24 500	23 200	24,0
26,0	60,7	44,7	24 300	23 100	21 900	20 800	26,0
28,0	57,9	43,5	21 700	20 700	19 700	18 700	28,0
30,0	55,1	42,1	19 500	18 600	17 700	16 900	30,0
32,0	52,1	40,6	17 600	16 800	16 100	15 400	32,0
34,0	49,1	38,9	15 900	15 200	14 600	14 000	34,0
36,0	45,8	37,0	14 400	13 900	13 300	12 800	36,0
38,0	42,4	34,9	13 100	12 600	12 100	11 700	38,0
40,0	38,7	32,5	12 000	11 500	11 100	10 700	40,0
42,0	34,7	29,7	10 900	10 500	10 200	9 800	42,0
44,0	30,2	26,5	9 900	9 600	9 300	9 000	44,0
46,0	25,0	22,5	9 100	8 800	8 500	8 300	46,0
48,0	18,5	17,3	8 200	8 000	7 800	7 600	48,0
48,8	15,2	14,6	7 900	7 800	7 600	7 400	48,8

MLC250 S-2



B10




83 730 kg
+
19 960 kg



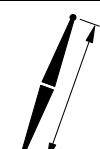
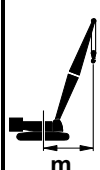
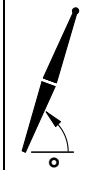

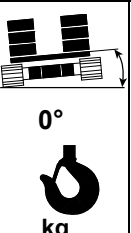
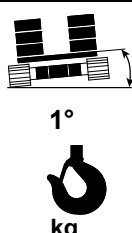

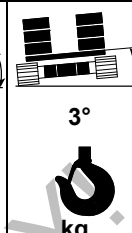
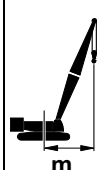
m	°	m	kg	kg	kg	kg	m
8,5	83,0	53,8	105 100				8,5
9,0	82,5	53,8	103 500				9,0
9,8	81,6	53,6	99 100	80 800			9,8
10,0	81,3	53,6	97 900	80 300			10,0
10,4	80,9	53,5	92 900	78 100	65 800		10,4
11,0	80,2	53,4	85 300	75 000	65 600		11,0
11,6	79,5	53,3	79 100	70 000	62 100	52 600	11,6
12,0	79,1	53,2	74 900	66 600	59 800	52 600	12,0
14,0	76,8	52,8	59 700	54 000	49 200	45 000	14,0
16,0	74,5	52,3	49 400	45 200	41 600	38 400	16,0
18,0	72,2	51,6	41 600	38 500	35 700	33 200	18,0
20,0	69,9	50,9	35 700	33 200	31 000	29 000	20,0
22,0	67,5	50,1	31 100	29 100	27 300	25 600	22,0
24,0	65,1	49,2	27 300	25 700	24 200	22 800	24,0
26,0	62,6	48,2	24 200	22 800	21 600	20 400	26,0
28,0	60,0	47,0	21 600	20 400	19 400	18 400	28,0
30,0	57,4	45,8	19 300	18 400	17 500	16 600	30,0
32,0	54,7	44,4	17 400	16 600	15 800	15 000	32,0
34,0	52,0	42,9	15 700	15 000	14 300	13 700	34,0
36,0	49,1	41,2	14 300	13 600	13 100	12 500	36,0
38,0	46,0	39,3	13 000	12 400	11 900	11 400	38,0
40,0	42,8	37,2	11 800	11 300	10 900	10 400	40,0
42,0	39,4	34,9	10 700	10 300	9 900	9 500	42,0
44,0	35,7	32,2	9 800	9 400	9 100	8 700	44,0
46,0	31,6	29,1	8 900	8 600	8 300	8 000	46,0
48,0	27,0	25,4	8 100	7 900	7 600	7 300	48,0
50,0	21,5	20,8	7 400	7 200	6 900	6 700	50,0
50,3	20,5	20,0	7 300	7 100	6 800	6 600	50,3

MLC250 S-2




83 730 kg
 +
19 960 kg

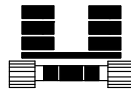


 54,9 m							
 m	 °	 m	 0° kg	 1° kg	 2° kg	 3° kg	 m
9,1	82,7	56,8	93 600				9,1
10,0	81,8	56,7	93 500				10,0
10,4	81,4	56,6	90 200	75 800			10,4
11,0	80,8	56,5	85 200	74 300	58 000		11,0
12,0	79,7	56,4	74 800	66 100	57 800		12,0
12,2	79,5	56,3	73 300	64 900	56 900	46 200	12,2
14,0	77,6	55,9	59 600	53 600	48 600	44 200	14,0
16,0	75,4	55,4	49 300	44 900	41 100	37 800	16,0
18,0	73,2	54,8	41 500	38 200	35 300	32 600	18,0
20,0	71,0	54,2	35 500	33 000	30 600	28 500	20,0
22,0	68,8	53,4	30 900	28 900	27 000	25 200	22,0
24,0	66,5	52,5	27 200	25 400	23 900	22 400	24,0
26,0	64,2	51,6	24 000	22 600	21 300	20 100	26,0
28,0	61,9	50,6	21 400	20 200	19 100	18 100	28,0
30,0	59,5	49,4	19 200	18 200	17 200	16 300	30,0
32,0	57,0	48,1	17 300	16 400	15 600	14 800	32,0
34,0	54,4	46,7	15 600	14 800	14 100	13 400	34,0
36,0	51,8	45,2	14 100	13 500	12 800	12 200	36,0
38,0	49,0	43,5	12 800	12 200	11 700	11 100	38,0
40,0	46,2	41,6	11 700	11 200	10 700	10 200	40,0
42,0	43,2	39,5	10 600	10 200	9 700	9 300	42,0
44,0	40,0	37,2	9 700	9 300	8 900	8 500	44,0
46,0	36,6	34,6	8 800	8 500	8 100	7 800	46,0
48,0	32,8	31,7	8 000	7 700	7 400	7 100	48,0
50,0	28,6	28,2	7 300	7 000	6 800	6 500	50,0
52,0	23,8	24,0	6 600	6 400	6 200	5 900	52,0
53,3	19,9	20,5	6 200	6 000	5 800	5 600	53,3

MLC250 S-2



B10



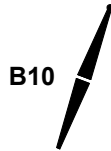
83 730 kg
+
19 960 kg



360°

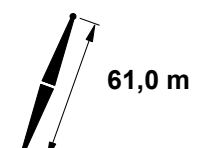
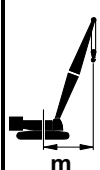


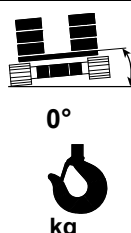
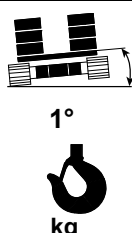
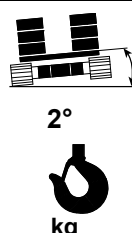
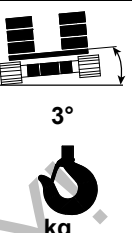
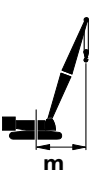
 m	 °	 m	 kg	 kg	 kg	 kg	 m
9,8	82,5	59,8	89 300				9,8
10,0	82,3	59,8	88 700				10,0
10,4	81,9	59,7	87 200	67 800			10,4
11,0	81,3	59,6	85 100	67 700			11,0
11,6	80,7	59,5	78 900	66 200	51 300		11,6
12,0	80,3	59,5	74 700	65 200	51 300		12,0
12,8	79,4	59,3	68 600	60 400	49 900	40 700	12,8
14,0	78,2	59,1	59 400	53 200	47 900	40 600	14,0
16,0	76,2	58,6	49 100	44 500	40 600	37 100	16,0
18,0	74,2	58,0	41 300	37 800	34 800	32 100	18,0
20,0	72,1	57,4	35 400	32 600	30 200	28 000	20,0
22,0	70,0	56,7	30 700	28 500	26 600	24 700	22,0
24,0	67,8	55,9	26 900	25 100	23 500	22 000	24,0
26,0	65,7	55,0	23 800	22 300	20 900	19 600	26,0
28,0	63,5	54,0	21 200	19 900	18 800	17 700	28,0
30,0	61,2	52,9	19 000	17 900	16 900	15 900	30,0
32,0	58,9	51,7	17 000	16 100	15 200	14 400	32,0
34,0	56,6	50,4	15 400	14 600	13 800	13 100	34,0
36,0	54,1	49,0	13 900	13 200	12 500	11 900	36,0
38,0	51,6	47,5	12 600	12 000	11 400	10 800	38,0
40,0	49,0	45,8	11 400	10 900	10 300	9 800	40,0
42,0	46,3	43,9	10 400	9 900	9 400	9 000	42,0
44,0	43,5	41,9	9 400	9 000	8 600	8 200	44,0
46,0	40,5	39,6	8 600	8 200	7 800	7 400	46,0
48,0	37,3	37,1	7 800	7 400	7 100	6 800	48,0
50,0	33,9	34,2	7 100	6 800	6 500	6 200	50,0
52,0	30,0	30,9	6 400	6 100	5 900	5 600	52,0
54,0	25,7	27,0	5 800	5 500	5 300	5 100	54,0
56,0	20,5	22,2	5 200	5 000	4 800	4 600	56,0
56,4	19,4	21,0	5 100	4 900	4 700	4 500	56,4

MLC250 S-2




83 730 kg
 +
19 960 kg

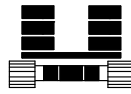


							
 m	 °	 m	 kg	 kg	 kg	 kg	 m
			0°	1°	2°	3°	
9,8	82,9	62,9	80 200				9,8
10,0	82,7	62,9	80 200				10,0
11,0	81,7	62,7	80 200	60 500			11,0
12,0	80,7	62,6	74 600	60 300			12,0
12,2	80,5	62,5	73 100	59 500	45 500		12,2
12,8	80,0	62,4	68 500	57 300	45 500	36 000	12,8
14,0	78,8	62,2	59 300	52 800	45 400	35 900	14,0
16,0	76,9	61,7	49 000	44 200	40 100	35 100	16,0
18,0	75,0	61,2	41 100	37 500	34 300	31 500	18,0
20,0	73,0	60,6	35 200	32 400	29 800	27 600	20,0
22,0	71,0	59,9	30 600	28 300	26 200	24 300	22,0
24,0	69,0	59,2	26 800	24 900	23 200	21 600	24,0
26,0	67,0	58,3	23 700	22 100	20 600	19 300	26,0
28,0	64,9	57,4	21 100	19 700	18 500	17 300	28,0
30,0	62,8	56,4	18 800	17 700	16 600	15 600	30,0
32,0	60,7	55,3	16 900	15 900	15 000	14 100	32,0
34,0	58,5	54,1	15 200	14 400	13 500	12 800	34,0
36,0	56,2	52,8	13 700	13 000	12 300	11 600	36,0
38,0	53,9	51,3	12 400	11 800	11 100	10 500	38,0
40,0	51,5	49,8	11 300	10 700	10 100	9 600	40,0
42,0	49,0	48,1	10 200	9 700	9 200	8 700	42,0
44,0	46,5	46,2	9 300	8 800	8 400	7 900	44,0
46,0	43,8	44,2	8 400	8 000	7 600	7 200	46,0
48,0	41,0	41,9	7 600	7 300	6 900	6 500	48,0
50,0	38,0	39,5	6 900	6 600	6 300	5 900	50,0
52,0	34,8	36,7	6 200	5 900	5 700	5 400	52,0
54,0	31,2	33,5	5 600	5 400	5 100	4 900	54,0
56,0	27,3	29,9	5 000	4 800	4 600	4 400	56,0
58,0	22,8	25,5	4 500	4 300	4 100	3 900	58,0
59,4	18,9	21,5	4 100	4 000	3 800	3 600	59,4

MLC250 S-2



B10

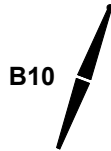


83 730 kg
+
19 960 kg



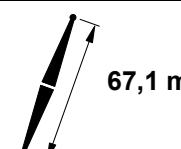
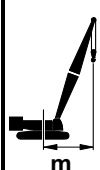


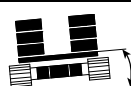
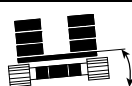
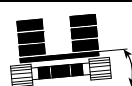
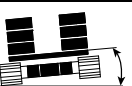

m	°	m	kg	kg	kg	kg	m
10,4	82,7	65,9	77 800				10,4
11,0	82,1	65,8	77 300				11,0
11,6	81,6	65,7	75 200	54 100			11,6
12,0	81,2	65,6	73 800	54 000			12,0
12,8	80,5	65,5	67 900	53 300	40 600		12,8
13,4	79,9	65,4	63 500	52 800	40 500	31 900	13,4
14,0	79,4	65,3	59 200	52 300	40 400	31 800	14,0
16,0	77,5	64,8	48 800	43 800	38 700	31 700	16,0
18,0	75,7	64,4	41 000	37 200	33 900	30 600	18,0
20,0	73,8	63,8	35 000	32 100	29 400	27 100	20,0
22,0	72,0	63,1	30 400	28 000	25 800	23 900	22,0
24,0	70,1	62,4	26 600	24 600	22 800	21 200	24,0
26,0	68,1	61,6	23 500	21 800	20 300	18 900	26,0
28,0	66,2	60,8	20 900	19 500	18 200	17 000	28,0
30,0	64,2	59,8	18 600	17 400	16 300	15 300	30,0
32,0	62,2	58,8	16 700	15 700	14 700	13 800	32,0
34,0	60,1	57,7	15 000	14 100	13 300	12 500	34,0
36,0	58,0	56,4	13 600	12 800	12 000	11 300	36,0
38,0	55,9	55,1	12 200	11 500	10 900	10 200	38,0
40,0	53,7	53,7	11 100	10 500	9 900	9 300	40,0
42,0	51,4	52,1	10 000	9 500	8 900	8 400	42,0
44,0	49,0	50,4	9 100	8 600	8 100	7 600	44,0
46,0	46,6	48,5	8 200	7 800	7 300	6 900	46,0
48,0	44,1	46,5	7 400	7 000	6 700	6 300	48,0
50,0	41,4	44,3	6 700	6 400	6 000	5 700	50,0
52,0	38,6	41,9	6 100	5 700	5 400	5 100	52,0
54,0	35,6	39,2	5 400	5 200	4 900	4 600	54,0
56,0	32,3	36,1	4 900	4 600	4 400	4 100	56,0
58,0	28,7	32,6	4 300	4 100	3 900	3 700	58,0
60,0	24,6	28,5	3 800	3 600	3 400	3 200	60,0
62,0	19,7	23,5	3 400	3 200	3 000	2 900	62,0
62,5	18,4	22,0	3 200	3 100	2 900	2 800	62,5

MLC250 S-2




83 730 kg
 +
19 960 kg

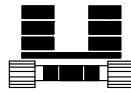


							
 m	 °	 m	 0° kg	 1° kg	 2° kg	 3° kg	 m
10,4	83,0	69,0	70 400				10,4
11,0	82,5	68,9	70 100				11,0
11,6	81,9	68,8	69 900	48 500			11,6
12,0	81,6	68,7	69 800	48 500			12,0
12,8	80,9	68,6	65 500	48 300	36 200		12,8
14,0	79,9	68,4	59 000	48 200	36 100	28 300	14,0
16,0	78,1	68,0	48 700	43 500	35 900	28 100	16,0
18,0	76,4	67,5	40 800	36 900	33 300	28 000	18,0
20,0	74,6	67,0	34 900	31 800	29 000	26 600	20,0
22,0	72,8	66,4	30 300	27 700	25 500	23 500	22,0
24,0	71,0	65,7	26 500	24 400	22 500	20 800	24,0
26,0	69,2	64,9	23 300	21 600	20 000	18 600	26,0
28,0	67,3	64,1	20 700	19 200	17 900	16 600	28,0
30,0	65,5	63,2	18 500	17 200	16 000	15 000	30,0
32,0	63,6	62,2	16 500	15 400	14 400	13 500	32,0
34,0	61,6	61,2	14 900	13 900	13 000	12 200	34,0
36,0	59,6	60,0	13 400	12 600	11 800	11 000	36,0
38,0	57,6	58,8	12 100	11 300	10 600	10 000	38,0
40,0	55,6	57,4	10 900	10 300	9 600	9 000	40,0
42,0	53,5	56,0	9 900	9 300	8 700	8 200	42,0
44,0	51,3	54,4	8 900	8 400	7 900	7 400	44,0
46,0	49,0	52,7	8 100	7 600	7 100	6 700	46,0
48,0	46,7	50,8	7 300	6 800	6 400	6 000	48,0
50,0	44,3	48,8	6 600	6 200	5 800	5 400	50,0
52,0	41,8	46,6	5 900	5 500	5 200	4 900	52,0
54,0	39,1	44,2	5 300	5 000	4 700	4 400	54,0
56,0	36,3	41,6	4 700	4 400	4 200	3 900	56,0
58,0	33,2	38,7	4 200	3 900	3 700	3 400	58,0
60,0	29,9	35,3	3 700	3 500	3 200	3 000	60,0
62,0	26,2	31,5	3 200	3 000	2 800	2 600	62,0
64,0	21,9	26,9	2 800	2 600	2 400	2 300	64,0
65,5	17,9	22,5	2 500	2 300	2 200	2 000	65,5

MLC250 S-2



B10



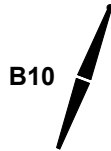
83 730 kg
+
19 960 kg



360°





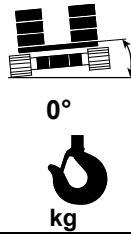
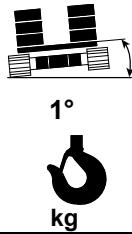
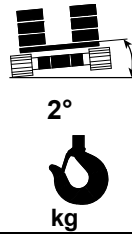
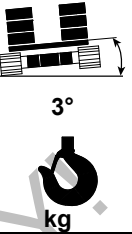

m	°	m	0° kg	1° kg	2° kg	3° kg	m
11,0	82,8	72,0	63 600				11,0
12,0	82,0	71,8	63 200				12,0
12,2	81,8	71,8	62 700	43 300			12,2
13,4	80,8	71,6	60 100	43 200	32 400		13,4
14,0	80,3	71,5	58 800	43 100	32 300		14,0
14,6	79,8	71,4	55 700	42 600	32 200	25 000	14,6
16,0	78,6	71,1	48 500	41 600	32 100	24 900	16,0
18,0	77,0	70,6	40 600	36 500	31 900	24 800	18,0
20,0	75,3	70,1	34 700	31 400	28 600	24 600	20,0
22,0	73,6	69,5	30 000	27 400	25 100	23 000	22,0
24,0	71,9	68,9	26 200	24 100	22 100	20 400	24,0
26,0	70,1	68,2	23 100	21 300	19 600	18 100	26,0
28,0	68,4	67,4	20 500	18 900	17 500	16 200	28,0
30,0	66,6	66,6	18 200	16 900	15 700	14 600	30,0
32,0	64,8	65,6	16 300	15 100	14 100	13 100	32,0
34,0	63,0	64,6	14 600	13 600	12 700	11 800	34,0
36,0	61,1	63,5	13 100	12 300	11 400	10 700	36,0
38,0	59,2	62,4	11 800	11 000	10 300	9 600	38,0
40,0	57,3	61,1	10 700	10 000	9 300	8 700	40,0
42,0	55,3	59,7	9 600	9 000	8 400	7 800	42,0
44,0	53,3	58,3	8 700	8 100	7 600	7 100	44,0
46,0	51,2	56,7	7 800	7 300	6 800	6 400	46,0
48,0	49,0	55,0	7 000	6 600	6 100	5 700	48,0
50,0	46,8	53,1	6 300	5 900	5 500	5 100	50,0
52,0	44,5	51,1	5 600	5 300	4 900	4 600	52,0
54,0	42,1	49,0	5 000	4 700	4 400	4 000	54,0
56,0	39,6	46,6	4 500	4 200	3 900	3 600	56,0
58,0	36,9	44,0	3 900	3 700	3 400	3 100	58,0
60,0	34,0	41,2	3 400	3 200	2 900	2 700	60,0
62,0	30,9	38,0	3 000	2 800	2 500	2 300	62,0
64,0	27,5	34,3	2 500	2 300	2 100	2 000	64,0
65,5	24,6	31,0	2 200	2 000	1 900		65,5
66,0	23,7	30,0	2 100				66,0
67,1	21,4	27,4	1 900				67,1

MLC250 S-2




83 730 kg
 +
19 960 kg

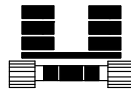


 73,2 m							
 m	 °	 m	 0° kg	 1° kg	 2° kg	 3° kg	 m
11,6	82,6	75,0	57 600				11,6
12,0	82,3	74,9	57 400				12,0
12,8	81,7	74,8	56 900	38 800			12,8
14,0	80,7	74,6	56 000	38 600	29 000		14,0
15,2	79,8	74,3	51 400	38 500	28 800	22 200	15,2
16,0	79,1	74,2	48 300	38 400	28 800	22 100	16,0
18,0	77,5	73,8	40 500	35 900	28 600	22 000	18,0
20,0	75,9	73,3	34 500	31 100	28 100	21 900	20,0
22,0	74,3	72,7	29 900	27 100	24 700	21 600	22,0
24,0	72,6	72,1	26 100	23 800	21 800	20 000	24,0
26,0	71,0	71,4	22 900	21 000	19 300	17 800	26,0
28,0	69,3	70,7	20 300	18 700	17 200	15 900	28,0
30,0	67,6	69,9	18 100	16 700	15 400	14 300	30,0
32,0	65,9	69,0	16 100	14 900	13 800	12 800	32,0
34,0	64,2	68,0	14 400	13 400	12 400	11 500	34,0
36,0	62,4	67,0	13 000	12 000	11 200	10 400	36,0
38,0	60,6	65,9	11 600	10 800	10 100	9 300	38,0
40,0	58,8	64,7	10 500	9 800	9 100	8 400	40,0
42,0	56,9	63,4	9 400	8 800	8 200	7 600	42,0
44,0	55,0	62,1	8 500	7 900	7 300	6 800	44,0
46,0	53,1	60,6	7 600	7 100	6 600	6 100	46,0
48,0	51,1	59,0	6 800	6 400	5 900	5 500	48,0
50,0	49,0	57,3	6 100	5 700	5 300	4 900	50,0
52,0	46,9	55,4	5 500	5 100	4 700	4 300	52,0
54,0	44,7	53,5	4 800	4 500	4 100	3 800	54,0
56,0	42,4	51,3	4 300	4 000	3 600	3 300	56,0
58,0	40,0	49,0	3 800	3 500	3 200	2 900	58,0
60,0	37,5	46,5	3 300	3 000	2 700	2 500	60,0
62,0	34,8	43,7	2 800	2 600	2 300	2 100	62,0
62,5	34,1	42,9	2 700	2 500	2 200	2 000	62,5
64,0	31,9	40,6	2 400	2 100	1 900		64,0
65,5	29,5	37,9	2 100	1 900			65,5

MLC250 S-2



B10



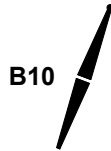
83 730 kg
+
19 960 kg



360°

 76,2 m							
 m	 °	 m	 0° kg	 1° kg	 2° kg	 3° kg	 m
11,6	82,9	78,0	52 700				11,6
12,0	82,6	78,0	52 400				12,0
13,4	81,5	77,8	51 300	35 100			13,4
14,0	81,1	77,7	50 800	35 100			14,0
14,6	80,6	77,6	49 800	35 000	26 200		14,6
16,0	79,6	77,3	47 500	34 800	26 100		16,0
16,8	78,9	77,1	44 700	34 700	26 000	19 900	16,8
18,0	78,0	76,9	40 600	34 500	25 900	19 900	18,0
20,0	76,5	76,4	34 700	31 200	25 700	19 800	20,0
22,0	74,9	75,9	30 000	27 200	24 600	19 600	22,0
24,0	73,4	75,3	26 200	23 900	21 800	19 500	24,0
26,0	71,8	74,7	23 000	21 100	19 300	17 800	26,0
28,0	70,2	74,0	20 400	18 800	17 300	15 900	28,0
30,0	68,6	73,2	18 200	16 800	15 500	14 300	30,0
32,0	66,9	72,3	16 200	15 000	13 900	12 800	32,0
34,0	65,3	71,4	14 600	13 500	12 500	11 500	34,0
36,0	63,6	70,5	13 100	12 100	11 200	10 400	36,0
38,0	61,9	69,4	11 800	10 900	10 100	9 400	38,0
40,0	60,2	68,3	10 600	9 900	9 100	8 500	40,0
42,0	58,4	67,1	9 600	8 900	8 200	7 600	42,0
44,0	56,6	65,8	8 600	8 000	7 400	6 900	44,0
46,0	54,8	64,4	7 800	7 200	6 700	6 200	46,0
48,0	52,9	62,9	7 000	6 500	6 000	5 500	48,0
50,0	51,0	61,3	6 200	5 800	5 400	4 900	50,0
52,0	49,0	59,6	5 600	5 200	4 800	4 400	52,0
54,0	47,0	57,8	5 000	4 600	4 200	3 900	54,0
56,0	44,9	55,8	4 400	4 100	3 700	3 400	56,0
58,0	42,7	53,7	3 900	3 600	3 300	3 000	58,0
60,0	40,4	51,4	3 400	3 100	2 800	2 600	60,0
62,0	38,0	48,9	2 900	2 700	2 400	2 200	62,0
64,0	35,4	46,1	2 500	2 300	2 000	1 800	64,0
65,5	33,4	43,8	2 200	2 000			65,5
66,0	32,7	43,1	2 100				66,0
67,1	31,2	41,4	1 900				67,1

MLC250 S-2



83 730 kg
+
19 960 kg

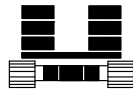


 m	 °	 m	 kg	 kg	 kg	 kg	 m
12,2	82,8	81,0	47 700				12,2
13,4	81,9	80,8	46 800	31 600			13,4
14,0	81,4	80,8	46 300	31 500			14,0
14,6	81,0	80,6	45 900	31 400	23 500		14,6
16,0	80,0	80,4	44 900	31 300	23 400		16,0
16,8	79,4	80,3	43 100	31 200	23 400	17 700	16,8
18,0	78,5	80,0	40 400	31 000	23 200	17 600	18,0
20,0	77,0	79,6	34 500	30 500	23 100	17 500	20,0
22,0	75,5	79,1	29 800	26 900	22 900	17 400	22,0
24,0	74,0	78,5	26 000	23 600	21 400	17 300	24,0
26,0	72,5	77,9	22 900	20 800	19 000	17 100	26,0
28,0	71,0	77,2	20 300	18 500	17 000	15 600	28,0
30,0	69,4	76,5	18 000	16 500	15 200	13 900	30,0
32,0	67,9	75,7	16 100	14 800	13 600	12 500	32,0
34,0	66,3	74,8	14 400	13 300	12 200	11 300	34,0
36,0	64,7	73,9	12 900	11 900	11 000	10 100	36,0
38,0	63,1	72,9	11 600	10 700	9 900	9 100	38,0
40,0	61,5	71,8	10 400	9 600	8 900	8 200	40,0
42,0	59,8	70,6	9 400	8 700	8 000	7 400	42,0
44,0	58,1	69,4	8 400	7 800	7 200	6 600	44,0
46,0	56,4	68,1	7 600	7 000	6 400	5 900	46,0
48,0	54,6	66,7	6 800	6 300	5 800	5 300	48,0
50,0	52,8	65,2	6 100	5 600	5 100	4 700	50,0
52,0	50,9	63,6	5 400	5 000	4 500	4 100	52,0
54,0	49,0	61,9	4 800	4 400	4 000	3 600	54,0
56,0	47,1	60,1	4 200	3 900	3 500	3 200	56,0
58,0	45,0	58,1	3 700	3 400	3 000	2 700	58,0
60,0	42,9	56,0	3 200	2 900	2 600	2 300	60,0
62,0	40,8	53,7	2 800	2 500	2 200	1 900	62,0
62,5	40,2	53,1	2 700	2 400	2 100	1 800	62,5
64,0	38,5	51,3	2 300	2 100	1 800		64,0
65,5	36,6	49,2	2 000	1 800			65,5

MLC250 S-2



B10



83 730 kg
+
19 960 kg



360°





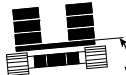

 m	 °	 m	 kg	 kg	 kg	 m
12,2	83,0	84,1	43 600			12,2
14,0	81,8	83,8	42 300	28 300		14,0
15,2	80,9	83,6	41 500	28 200	21 100	15,2
16,0	80,3	83,5	41 000	28 100	21 000	16,0
18,0	78,9	83,1	39 500	27 800	20 800	18,0
20,0	77,5	82,7	34 300	27 600	20 700	20,0
22,0	76,1	82,2	29 600	26 400	20 500	22,0
24,0	74,6	81,7	25 800	23 300	20 300	24,0
26,0	73,2	81,1	22 600	20 500	18 700	26,0
28,0	71,7	80,4	20 000	18 200	16 600	28,0
30,0	70,2	79,7	17 800	16 200	14 800	30,0
32,0	68,7	78,9	15 800	14 500	13 300	32,0
34,0	67,2	78,1	14 100	13 000	11 900	34,0
36,0	65,7	77,2	12 700	11 600	10 700	36,0
38,0	64,2	76,3	11 300	10 400	9 600	38,0
40,0	62,6	75,2	10 200	9 300	8 600	40,0
42,0	61,0	74,2	9 100	8 400	7 700	42,0
44,0	59,4	73,0	8 200	7 500	6 900	44,0
46,0	57,8	71,7	7 300	6 700	6 100	46,0
48,0	56,1	70,4	6 500	6 000	5 500	48,0
50,0	54,4	69,0	5 800	5 300	4 800	50,0
52,0	52,6	67,5	5 100	4 700	4 200	52,0
54,0	50,9	65,9	4 500	4 100	3 700	54,0
56,0	49,0	64,2	4 000	3 600	3 200	56,0
58,0	47,1	62,4	3 400	3 100	2 700	58,0
60,0	45,2	60,4	3 000	2 600	2 300	60,0
62,0	43,2	58,3	2 500	2 200	1 900	62,0
62,5	42,7	57,8	2 400	2 100	1 800	62,5
64,0	41,1	56,1	2 100	1 800		64,0

MLC250 S-2




83 730 kg
 +
19 960 kg



 85,3 m			
 m	 °	 m	 0°  kg
12,8	82,9	87,1	39 200
14,0	82,1	86,9	38 400
16,0	80,7	86,6	37 100
18,0	79,3	86,2	36 000
20,0	78,0	85,8	34 100
22,0	76,6	85,3	29 400
24,0	75,2	84,8	25 600
26,0	73,8	84,3	22 400
28,0	72,4	83,6	19 800
30,0	71,0	83,0	17 600
32,0	69,5	82,2	15 600
34,0	68,1	81,4	14 000
36,0	66,6	80,6	12 500
38,0	65,2	79,7	11 100
40,0	63,7	78,7	10 000
42,0	62,1	77,6	8 900
44,0	60,6	76,5	8 000
46,0	59,1	75,3	7 100
48,0	57,5	74,1	6 300
50,0	55,9	72,7	5 600
52,0	54,2	71,3	4 900
54,0	52,5	69,8	4 300
56,0	50,8	68,2	3 800
58,0	49,0	66,5	3 200
60,0	47,2	64,7	2 800
62,0	45,3	62,7	2 300
64,0	43,4	60,6	1 900