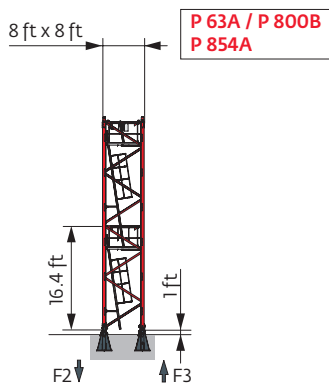


Mast - Reactions

8 ft - P 800B											
Height (ft)	98	115	131	148	164	180	197	213	230	246	262
Height (ft)	232.6	227	227	221.8	221.8	216.2	216.2	216.2	216.2	216.2	205.4
Height/P _r (ft)	232.6	227	227	221.8	221.8	216.2	216.2	216.2	216.2	216.2	205.4
6.6 ft	1	1	1	1	1	1	1	1	1	1	1
10.9 ft	0	1	1	2	2	0	0	0	0	0	2
16.4 ft	14	13	13	12	12	13	13	13	13	13	11
F2 (Ust)	● 279	280	280	282	279	272	280	277	271	262	262
	■ 351	332	338	334	330	325	330	332	347	354	333
F3 (Ust)	● 182	182	174	175	169	168	174	173	167	158	157
	■ 268	246	247	240	234	234	237	241	255	264	242


8 ft - P 854A											
Height (ft)	98	115	131	148	164	180	197	213	230	246	262
Height (ft)	298.2	292.7	298.2	292.7	298.2	292.7	292.7	292.7	287.4	281.8	276.3
Height/P _r (ft)	298.2	292.7	298.2	292.7	292.7	292.7	287.4	287.4	287.4	281.8	276.3
6.6 ft	1	1	1	1	1	1	1	1	1	1	1
10.9 ft	0	1	0	1	0	1	1	1	2	0	1
16.4 ft	18	17	18	17	18	17	17	17	16	17	16
F2 (Ust)	● 353	355	359	360	356	357	355	355	359	342	351
	■ 613	603	624	617	617	615	607	610	614	586	578
F3 (Ust)	● 236	236	234	234	228	235	233	233	236	224	231
	■ 510	496	513	504	503	506	498	501	504	480	471





Note: When "ASCE" is noted in this data sheet it is referring to 115 mph Wind Zone, Exposure B, Design Wind Speed = 98 mph. See back cover for design wind speed calculations.


i Motorized accesses: adapted mast compositions, base ballast and reactions.

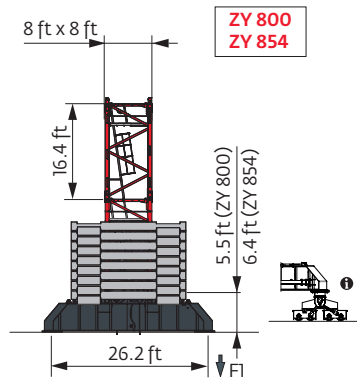
Other mast compositions - Please consult us

8 ft - ZY 800 - 

Height (ft)	98	115	131	148	164	180	197	213	230	246	262
\bar{r} (ft)	220.8	215.2	220.8	220.8	215.2	215.2	209.7	209.7	215.2	209.7	198.8
\bar{r}/P_r (ft)	220.8	215.2	209.7	198.8	204.4	188	209.7	209.7	215.2	209.7	198.8
	6.6 ft	1	1	1	1	1	1	1	1	1	1
	10.9 ft	0	1	0	0	1	1	2	2	1	2
	16.4 ft	13	12	13	13	12	12	11	11	12	11
FI (Ust)	● 154	154	155	158	152	151	154	154	161	154	156
	■ 148	138	146	152	140	152	149	150	168	167	154

8 ft - ZY 854 - 

Height (ft)	98	115	131	148	164	180	197	213	230	246	262
\bar{r} (ft)	292.7	287.1	292.7	287.1	287.1	287.1	281.8	281.8	281.8	276.3	265.4
\bar{r}/P_r (ft)	292.7	287.1	292.7	287.1	287.1	287.1	281.8	281.8	281.8	276.3	265.4
	6.6 ft	1	1	1	1	1	1	1	1	1	1
	10.9 ft	2	0	2	0	0	1	1	1	2	1
	16.4 ft	16	17	16	17	17	16	16	16	15	15
FI (Ust)	● 227	216	230	226	223	225	228	224	229	223	211
	■ 312	292	320	306	298	305	307	308	313	308	280



Anchorage



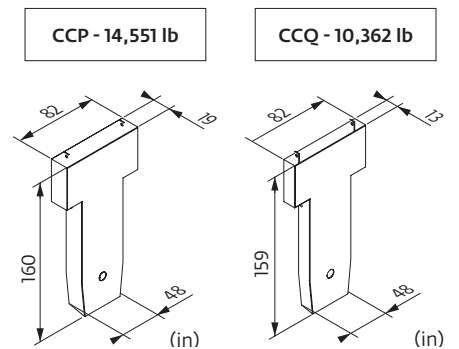
Base ballast

(Ust) / 8 ft - ZY 800 -											
▲▼▲ (ft)	98	115	131	148	164	180	197	213	230	246	262
220.8	92.6		79.4	79.4							
215.2	92.6	92.6	79.4	79.4	66.1	66.1			105.8		
209.7	79.4	79.4	79.4	66.1	66.1	66.1	79.4	79.4	92.6	105.8	
198.8	79.4	79.4	66.1	66.1	66.1	66.1	79.4	79.4	92.6	105.8	119.1
182.4	66.1	66.1	66.1	52.9	66.1	66.1	79.4	79.4	92.6	92.6	105.8
166	52.9	52.9	52.9	39.7	66.1	66.1	79.4	79.4	92.6	92.6	105.8
149.6	52.9	52.9	52.9	39.7	52.9	66.1	79.4	66.1	92.6	92.6	105.8
133.2	39.7	52.9	39.7	39.7	52.9	52.9	79.4	66.1	79.4	79.4	92.6
116.8	39.7	39.7	39.7	39.7	52.9	52.9	79.4	66.1	79.4	79.4	92.6
100.4	39.7	39.7	39.7	39.7	52.9	52.9	79.4	66.1	79.4	79.4	92.6
84	39.7	39.7	39.7	39.7	52.9	52.9	79.4	66.1	66.1	79.4	79.4
67.6	39.7	39.7	39.7	39.7	52.9	52.9	79.4	66.1	66.1	66.1	79.4

(Ust) / 8 ft - ZY 854 -											
▲▼▲ (ft)	98	115	131	148	164	180	197	213	230	246	262
292.7	224.9		211.6								
287.1	198.4	185.2	185.2	198.4	185.2	211.6					
281.8	185.2	172	172	185.2	172	198.4	211.6	198.4	224.9		
276.3	172	158.7	158.7	158.7	158.7	185.2	185.2	185.2	211.6	224.9	
265.4	145.5	132.3	119.1	132.3	119.1	145.5	145.5	158.7	172	185.2	185.2
249	105.8	105.8	92.6	92.6	92.6	105.8	105.8	105.8	119.1	132.3	132.3
232.6	92.6	92.6	79.4	79.4	79.4	79.4	79.4	79.4	92.6	92.6	105.8
216.2	79.4	79.4	66.1	66.1	66.1	66.1	79.4	66.1	92.6	92.6	105.8
199.8	66.1	66.1	66.1	52.9	52.9	52.9	66.1	66.1	92.6	92.6	105.8
183.4	52.9	52.9	52.9	39.7	52.9	52.9	66.1	66.1	79.4	92.6	105.8
167	52.9	52.9	39.7	39.7	52.9	52.9	66.1	66.1	79.4	79.4	92.6
150.6	39.7	39.7	39.7	39.7	52.9	52.9	66.1	66.1	79.4	79.4	92.6
134.2	39.7	39.7	26.5	39.7	52.9	52.9	66.1	52.9	79.4	79.4	92.6
117.8	26.5	39.7	26.5	26.5	52.9	52.9	66.1	52.9	66.1	66.1	79.4
101.4	26.5	39.7	26.5	26.5	52.9	52.9	66.1	52.9	66.1	66.1	79.4
85	26.5	39.7	26.5	26.5	52.9	52.9	66.1	52.9	66.1	66.1	79.4
68.6	26.5	39.7	26.5	26.5	52.9	52.9	66.1	52.9	52.9	66.1	66.1

Counter-jib ballast

▲▼▲	132 HPL™			180 HPL™ GH		
	14,551 lb	10,362 lb	(lb)	14,551 lb	10,362 lb	(lb)
262 ft	5	2	93,476	6	0	87,303
246 ft	4	3	89,287	5	1	83,114
230 ft	4	3	89,287	5	1	83,114
213 ft	4	3	89,287	5	1	83,114
197 ft	6	0	87,303	4	2	78,925
180 ft	5	1	83,114	3	3	74,737
164 ft	6	2	108,027	7	0	101,854
148 ft	7	0	101,854	5	2	93,476
131 ft	5	2	93,476	6	0	87,303
115 ft	5	1	83,114	4	2	78,925
98 ft	3	3	74,737	4	1	68,564



Load curves



▽▽▽▽ (ft)		49	66	82	98	105	115	121	131	138	148	154	164	171	180	187	197	203	213	220	230	236	246	253	262	ft			
	27.6 USt		13.8 USt																										
262	13.1 → 55.4 13.1 → 60	98.1 - 106.8 105.6 - 114.8	27.6 22.6 17.2 13.8	13.8 12.7 11.9 10.8	10.2 9.4 8.9 8.2	7.8 7.3 7 6.5	6.3 5.9 5.6 5.3	5.1 4.8 4.7 4.4	USt																				
246	13.1 → 57.1 13.1 → 62	101.3 - 110 109.2 - 118.1	27.6 23.4 17.9 14.3	13.8 13.1 12.3 11.2	10.6 9.7 9.2 8.6	8.2 7.6 7.3 6.8	6.5 6.1 5.9 5.6	5.4 5.1	USt																				
230	13.1 → 64.6 13.1 → 70.2	115.3 - 124.9 124.4 - 134.8	27.6 27.1 20.9 16.8	15.5 13.9 13.8 13	12.3 11.3 10.8 10	9.6 8.9 8.5 8	7.7 7.3 7 6.6	USt																					
213	13.1 → 70.9 13.1 → 76.8	126.5 - 137 132.4 - 142.5	27.6 27.6 23.2 18.7	17.3 15.5 14.5 13.8	13.7 12.6 12 11.2	10.7 10 9.6 9	8.6 8.2	USt																					
197	13.1 → 74.5 13.1 → 78.7	133.3 - 144.5 137.9 - 149	27.6 27.6 24.7 19.9	18.5 16.6 15.5 14.1	13.8 13.4 12.8 11.9	11.4 10.6 10.2 9.6	USt																						
180	13.1 → 76.8 13.1 → 77.8	137.4 - 148.9 143.7 - 156.4	27.6 27.6 25.6 20.6	19.1 17.2 16.1 14.6	13.8 13.8 13.2 12.3	11.8 11	USt																						
164	13.1 → 81.7 13.1 → 82.7	146.1 - 158.3	27.6 27.6 27.4 22.2	20.6 18.5 17.3 15.7	14.8 13.8 13.8	13.2	USt																						
148	13.1 → 82.3 13.1 → 82.3		27.6 27.6 27.6 22.4	20.8 18.7 17.5 15.9	15 13.8	USt																							
131	13.1 → 82.7 13.1 → 83		27.6 27.6 27.6 22.5	20.9 18.8 17.6 16	USt																								
115	13.1 → 83.7 13.1 → 83.7		27.6 27.6 27.6 22.8	21.1 19	USt																								
98	13.1 → 81.4 13.1 → 81.4		27.6 27.6 27.2 22	USt																									

$U_{st} = U_{st} - 1.58 U_{st} \text{ max.}$





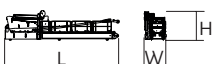















▽▽▽▽ (ft)		49	66	82	98	105	115	121	131	138	148	154	164	171	180	187	197	203	213	220	230	236	246	253	262	ft				
	27.6 USt		13.8 USt																											
262	10.8 → 56.4 10.8 → 61	101.2 - 103.1 108.7 - 110.6	27.6 23.2 17.8 14.3	13.5 12.1 11.3 10.2	9.6 8.8 8.3 7.6	7.2 6.7 6.4 5.9	5.7 5.3 5 4.7	4.5 4.2 4.1 3.8	USt																					
246	10.8 → 58.1 10.8 → 63	104.6 - 106.5 112.4 - 114.1	27.6 24 18.5 14.8	13.8 12.6 11.8 10.7	10 9.2 8.7 8	7.6 7.1 6.7 6.3	6 5.6 5.4 5	4.8 4.5	USt																					
230	10.8 → 65.6 10.8 → 71.2	118.7 - 120.9 128.5 - 131.2	27.6 27.5 21.3 17.2	16 14.3 13.7 13	11.8 11.1 10.1 9.6	8.9 8.4 7.8 7.4	6.9 6.6 6.2 5.9	5.6 5.3 5	USt																					
213	10.8 → 71.9 10.8 → 78.4	130.7 - 133.2 136.9 - 139	27.6 27.6 23.7 19.2	17.9 16.1 15 13.8	13.2 12.2 11.6 10.7	10.2 9.5 9.1 8.6	8.2 7.7	USt																						
197	10.8 → 76.4 10.8 → 80.4	139.2 - 141.8 142.9 - 145.4	27.6 27.6 25.5 20.7	19.2 17.3 16.2 14.8	13.9 13.1 12.5 11.6	11 10.3 9.9 9.3	USt																							
180	10.8 → 78.7 10.8 → 79.4	143.3 - 146.1 149.4 - 152.5	27.6 27.6 26.3 21.4	19.9 17.9 16.8 15.3	14.4 13.6 12.9 12	11.5 10.7	USt																							
164	10.8 → 83.7 10.8 → 84.3	152.3 - 155.2 156.8 - 164	27.6 27.6 27.6 22.9	21.3 19.2 18 16.4	15.5 14.3 13.8 12.9	USt																								
148	10.8 → 84 10.8 → 84		27.6 27.6 27.6 23	21.4 19.3 18.1 16.5	15.6 14.4	USt																								
131	10.8 → 84.3 10.8 → 84.6		27.6 27.6 27.6 23.1	21.5 19.4 18.2 16.6	USt																									
115	10.8 → 85.3 10.8 → 85.3		27.6 27.6 27.6 23.4	21.8 19.6	USt																									
98	10.8 → 82.7 10.8 → 82.7		27.6 27.6 27.6 22.7	USt																										

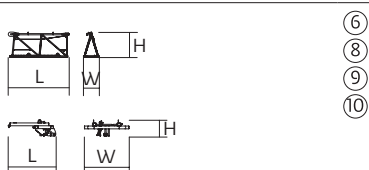
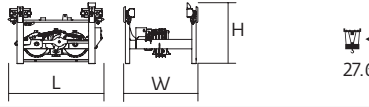
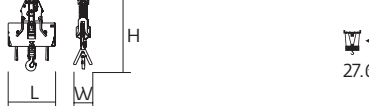
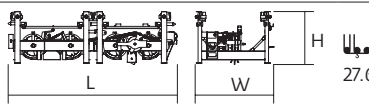

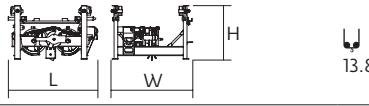

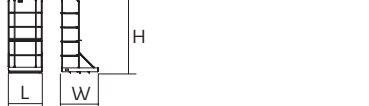
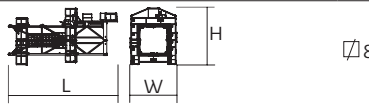

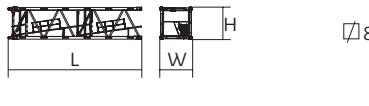
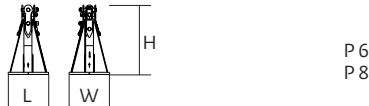
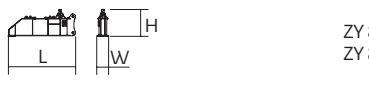
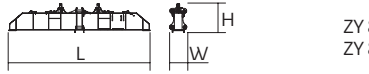
$U_{st} = U_{st} - 0.71 U_{st} \text{ max.}$

Dimensions and weight

Slewing crane part:  262 ft -  -  132 HPL™



Slewing crane part	L (ft)	W (ft)	H (ft)	lb (+/- 5%)		
Counter-jib		39.4	7.2	8.2	29,690	
		39.4	7.2	8.2	39,432	
		39.1	7.2	9.2	29,573	
		15 14.2	5.3 4.5	6.6 8.1	9,590 6,993	
	 132 HPL™ 180 HPL™ GH	53.3 53.3	18.6 21.9	12.9 12.9	32,902 34,458	
	 132 HPL™ 180 HPL™ GH	66.5 66.5	18.6 21.9	12.9 12.9	42,199 43,343	
	 132 HPL™	53.3	18.6	12.9	44,289	
	 132 HPL™	66.5	18.6	12.9	53,586	
	Hoisting winch (+ rope)	 132 HPL™ 180 HPL™ GH	12.4 15.8	6.1 6.3	6.2 6.5	11,387 19,282
		Cab Towerhead	 Ultra View	11	7.5	8.2
 8 ft	8.8		8.2	9.9	27,866	
	21.9		8.2	9.9	34,480	
Jib section	 ①	25.3	5.1	8.1	19,103	
	 ②	34	7.4	8.1	18,122	
	 ③	20.9	4.5	8	7,154	
	 ④	34.1	4.5	7.8	9,466	
	 ⑤	34.1	4.5	7.3	7,115	
	 ⑦ ⑪	33.6 33.1	4.5 4.5	7.2 5.1	4,991 1,825	

		L (ft)	W (ft)	H (ft)	lb (+/- 5%)
Jib section		17.6	4.5	7.3	3,007
		17.4	4.5	7	1,719
		17.1	4.5	6.1	1,464
		17	4.5	5.2	1,246
		5.5	5.2	1.9	575
Trolley		7.3	5.7	4.7	1,676
Pulley block		5.1	1.9	8	1,874
Trolley		12.5	5.6	4.1	2,469
Pulley block		6.3	1.1	7.7	2,028
Trolley		6.6	5.6	4.1	1,323
Pulley block		4.1	1.1	8.5	1,345
Trolley inspection platform		3.1	3.4	7	125
Crane tower					
T 851		36.7	15.9	19	34,723
K 84/K 84-2		7.3	10.6	8.2	6,724
KRM 849B K 85/KR 84B2 KM 850.10B KM 850.14B K 85/KR 84A2 KMT 850.10A KMT 850.14A K 849A KMT 849A KR 849A KRMT 849A KRMT 849C KMT 850.10C		33.6 33.6 33.9 33.9 17.2 17.5 17.5 17.2 17.2 17.2 17.2 17.2 11.7 12	8.4 8.3 8.3 8.3 8.3 8.3 8.3 8.3 8.4 8.3 8.3 8.3 8.4 8.3 8.3	8.3 8.2 8.2 8.2 8.2 8.2 8.2 8.2 8.3 8.2 8.2 8.2 8.3 8.3 8.2	17,196 21,242 22,201 24,670 12,236 12,015 13,206 7,496 6,945 9,458 9,017 7,066 9,326
Fixing angles		2.5 3	2.5 3	4.2 4.9	1,025 2,072
1/2 Cross girder		18.6 18.7	3.2 3.2	6.3 7.4	10,406 14,176
Cross girder		39.2 39	4.6 4.7	6.3 7.4	22,212 30,865

Mechanisms

480 V - 60 Hz													hp	kW	
	132 HPL™ 63	fpm	133	172	243	363	502	67	87	125	185	251	132	98	2,815 ft
		USt	13.8	10.4	6.9	3.4	1.1	27.6	20.7	13.8	6.9	2.9			
	180 HPL™ 63 GH	fpm	179	220	289	438	640	90	112	149	238	320	180	132	3,937 ft
		USt	13.8	10.4	6.9	3.4	0.9	27.6	20.7	13.8	6.9	3.3			
	10 DVF 10 Optima	fpm	0 → 217 (27.6 USt) 0 → 262 (22 USt) 0 → 328 (13.8 USt) 0 → 361 (6.9 USt)					10	7.4						
	RVF 174 Optima +	rpm	0 → 0.7					4 x 10	4 x 7.5						

480 V (+6% -10%) 60 Hz	132 HPL™: 152 → 99 kVA 180 HPL™ GH: 190 → 118 kVA	

These mast combinations meet the EN 14439 and ASME B30.3-2016 specifications for "out of service" wind conditions, provided the illustrated wind speed matches required design wind speed for the location of the tower crane. The "out of service" design wind speed was determined in accordance with ASCE 7-10, Figure 26.5-1A. The wind velocity, used for this configuration was 98 mph (158 kph), which represents a nominal design 3-second wind gust at 33 ft (10 m) above ground for Exposure B category. A factor of 0.85 was applied to the 700-year ultimate design wind speed of 115 mph (185 kph), per ASCE 37-02, with the assumption that this crane is considered a temporary structure used during a construction period of 2 years or less.

- Jib elevation
- Total ballast weight
- Required power
- Standard equipment
- Lorry 44 ft
- Power Control Function: winch speeds adapted to the available power
- Options
- Container High Cube 40 ft, and/or Flat Rack 20 ft
- Consult us
- Potain Plus function: Plus load curves
- Hoisting
- Hook heights with Plus load curves
- Trolleying
- Reactions in service
- Slewing
- Reactions out of service
- Travelling

This commercial document is not legally binding. For any technical information, please refer to the corresponding instructions.

