


Liftcrane Boom Capacities

Boom No. B10:290
45,400 lb Crane Counterweight
0 lb Carbody Counterweight
Crawler Machine on a Barge
0 Degree thru 3 Degree Static Machine List
No Travel - 360 Degree Rating


MLC90A-1 SERIES 1


 **LIFTING CAPACITIES:** Lifting capacities are for a crawler machine when operating on a barge. Machine shall be positively secured to prevent shifting. Lifting capacities for various boom lengths and operating radii are for freely suspended loads and may be based on percent of static tipping or strength of structural components. Capacities must be reduced by applicable deducts.


Upper boom point capacity for liftcrane service with single part whip line from Drum 3 is 20,000 lb. When Drum 1 or Drum 2 is used, capacity with single part whip line is 27,600 lb. In all cases, upper boom point capacities cannot exceed those listed for main boom capacity.

Weight of all load blocks, hooks, weight ball, slings, hoist lines, etc., beneath boom point sheaves, is considered part of load. Boom is not to be lowered beyond radii where combined weights are greater than rated capacity. Where no capacity is shown, operation is not intended or approved.

OPERATING CONDITIONS: Machine to operate on a firm and uniformly supporting surface with machine list not to exceed degrees noted. Refer to Boom Rigging **No. 80121887**, Wire Rope Specifications chart **No. 9751-A**, Counterweight Arrangements chart **No. 9745-A**, and Wind Conditions chart **No. 9750-A**. Crane operator judgment must be used to allow for dynamic load effects of swinging, hoisting or lowering, wind conditions, as well as adverse operating conditions and physical machine depreciation. Refer to the Operator Manual for operating guidelines.

 **OPERATING RADIUS:** Operating radius is horizontal distance from axis of rotation at barge deck to center of vertical hoist line or load block.

 **BOOM ANGLE:** Boom angle in degrees (°) is angle between horizontal and centerline of boom butt and inserts, and is an indication of operating radius. In all cases, operating radius shall govern capacity.

 **BOOM POINT ELEVATION:** Boom point elevation is vertical distance from barge deck to centerline of boom point shaft.

MACHINE EQUIPMENT: Machine equipped with 21 ft 3 in. crawlers, 35 in. treads, 14 ft 5 in. gantry, 8 part boom hoist reeving, two 32 mm boom pendants, 45,400 lb crane counterweight, and 0 lb carbody counterweight.

Consult chart **No. 9761-A** when Jib No. 117 is attached.

Upper Boom Point Deduct
Deduct 600 lb from capacities when upper boom point is attached. Deduct does not apply to 62.3 ft boom length.

Third Line Deduct
Deduct 300 lb from capacities when boom top is equipped with optional 3rd sheave wire rope guide.

Deduct From Capacities When Jib No. 117 Is Attached	
Jib Length (ft)	Deduct (lb)
30.0	4,500
40.0	5,300
50.0	6,200
60.0	7,400
Weight of jib and 700 lb suspended beneath jib point have been included in determination of deduct.	

Refer to Tables 1 and 2 for raising ability with the maximum weight of all load blocks, hooks, weight ball, slings, and hoist lines beneath boom point sheaves. For block weights shown with #, load blocks, hooks, weight ball, and slings must remain on barge deck until combined weights are within rated capacity of chart. Raising is not permitted in shaded areas of table.

Combined weight beneath boom point sheaves must not exceed block weight shown.

Table 1

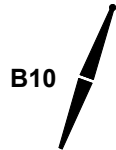
Boom Length (ft)	Over End or Side of Crawlers	
	Machine List	
	0°	1° - 3°
	Block Weight (lb)	
62.3 - 121.4	3,800	3,800
131.2	3,800	2,650
141.1	2,650	700
150.9	700	700
160.8	700	#

Table 2

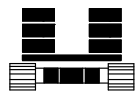
Boom Length (ft)	Over End of Blocked Crawlers	
	Machine List	
	0°	1° - 3°
	Block Weight (lb)	
62.3 - 121.4	3,800	3,800
131.2	3,800	2,650
141.1	2,650	700
150.9	700	700
160.8 - 170.6	700	#
180.4	#	#

Warning: Crane must remain in-line with crawlers when raising over end of blocked crawlers until operating radius is within 360 degree chart. Crane tipping or structural damage can occur.

Explanation of Symbols



Boom No. B10:290



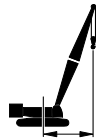
Crane Counterweight
+
Carbody Counterweight



360 Degree Rating



Boom Length



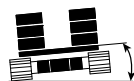
Operating Radius
(see page 1)



Boom Angle
(see page 1)



Boom Point Elevation
(see page 1)



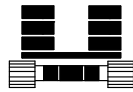
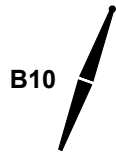
Machine List



Lifting Capacities
(see page 1)

REFERENCE ONLY!

MLC90A-1 S-1



45,400 lb
+
0 lb



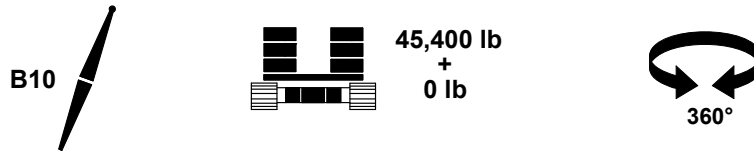
62.3 ft								
ft	°	ft	0° lb	1° lb	2° lb	3° lb	ft	
15	80.3	68.3	155,600					15
16	79.3	68.1	137,000	118,900				16
17	78.4	67.8	122,300	107,500	95,600			17
18	77.4	67.6	110,300	98,000	88,000	79,600		18
19	76.5	67.4	100,400	90,000	81,400	74,100		19
20	75.5	67.1	92,100	83,200	75,700	69,200		20
22	73.6	66.5	78,800	72,100	66,300	61,200		22
24	71.7	65.9	68,800	63,500	58,800	54,700		24
26	69.7	65.2	60,900	56,600	52,800	49,400		26
28	67.8	64.4	54,500	51,000	47,800	45,000		28
30	65.8	63.5	49,200	46,300	43,700	41,200		30
32	63.7	62.5	44,800	42,400	40,100	38,000		32
34	61.6	61.4	41,100	39,000	37,000	35,200		34
36	59.5	60.3	37,900	36,100	34,300	32,800		36
38	57.3	59.0	35,100	33,500	32,000	30,600		38
40	55.1	57.6	32,600	31,200	29,900	28,700		40
42	52.8	56.1	30,500	29,200	28,000	26,900		42
44	50.4	54.5	28,500	27,400	26,400	25,400		44
46	48.0	52.7	26,800	25,800	24,900	24,000		46
48	45.4	50.8	25,200	24,300	23,500	22,700		48
50	42.7	48.7	23,800	23,000	22,300	21,500		50
55	35.3	42.4	20,700	20,200	19,600	19,000		55
60	26.1	33.7	18,300	17,800	17,400	17,000		60

MLC90A-1 S-1



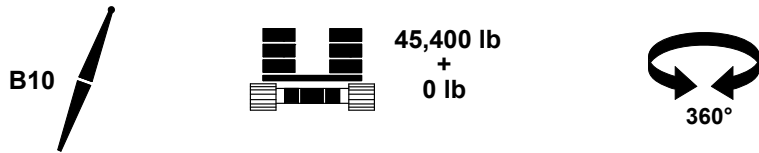
ft	°	ft	0° lb	1° lb	2° lb	3° lb	ft	
16	80.8	78.1	137,400					16
17	80.0	77.9	122,700	106,100				17
18	79.2	77.7	110,700	96,900				18
19	78.4	77.5	100,800	89,100	79,600			19
20	77.6	77.3	92,500	82,400	74,200	67,200		20
22	75.9	76.8	79,200	71,600	65,100	59,600		22
24	74.3	76.2	69,100	63,100	58,000	53,500		24
26	72.6	75.6	61,200	56,400	52,200	48,400		26
28	70.9	74.9	54,800	50,900	47,300	44,200		28
30	69.2	74.2	49,600	46,200	43,300	40,600		30
32	67.5	73.3	45,200	42,300	39,800	37,500		32
34	65.8	72.5	41,400	39,000	36,800	34,800		34
36	64.0	71.5	38,200	36,100	34,200	32,400		36
38	62.2	70.5	35,400	33,600	31,900	30,300		38
40	60.4	69.3	32,900	31,300	29,800	28,400		40
42	58.6	68.1	30,800	29,300	28,000	26,700		42
44	56.7	66.8	28,800	27,600	26,300	25,200		44
46	54.7	65.4	27,100	25,900	24,900	23,800		46
48	52.7	63.9	25,500	24,500	23,500	22,600		48
50	50.7	62.3	24,100	23,200	22,300	21,400		50
55	45.3	57.7	21,100	20,300	19,600	19,000		55
60	39.3	52.1	18,600	18,000	17,500	16,900		60
65	32.5	45.0	16,600	16,100	15,700	15,200		65
70	23.9	35.5	14,800	14,500	14,200	13,800		70

MLC90A-1 S-1



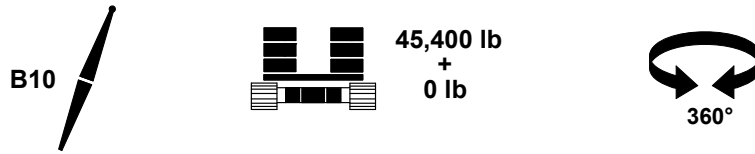
82.0 ft								
ft	°	ft	0° lb	1° lb	2° lb	3° lb	ft	
18	80.5	87.7	110,700				18	
19	79.8	87.5	100,800	87,800			19	
20	79.1	87.3	92,400	81,300			20	
22	77.6	86.9	79,100	70,700	63,600	57,700	22	
24	76.2	86.4	69,000	62,400	56,700	51,900	24	
26	74.8	85.9	61,100	55,700	51,100	47,000	26	
28	73.3	85.3	54,700	50,300	46,400	43,000	28	
30	71.8	84.6	49,500	45,700	42,400	39,500	30	
32	70.4	83.9	45,000	41,900	39,000	36,500	32	
34	68.9	83.2	41,300	38,600	36,100	33,900	34	
36	67.3	82.3	38,100	35,700	33,500	31,600	36	
38	65.8	81.4	35,300	33,200	31,300	29,500	38	
40	64.3	80.5	32,800	31,000	29,300	27,700	40	
42	62.7	79.5	30,600	29,000	27,500	26,100	42	
44	61.1	78.4	28,700	27,200	25,900	24,600	44	
46	59.5	77.2	26,900	25,600	24,400	23,200	46	
48	57.8	76.0	25,400	24,200	23,100	22,000	48	
50	56.2	74.6	23,900	22,900	21,800	20,900	50	
55	51.8	70.9	20,900	20,000	19,200	18,500	55	
60	47.2	66.6	18,400	17,700	17,100	16,500	60	
65	42.2	61.4	16,400	15,800	15,300	14,800	65	
70	36.6	55.2	14,700	14,200	13,800	13,400	70	
75	30.2	47.5	13,200	12,800	12,500	12,100	75	
80	22.1	37.0	11,900	11,600	11,400	11,100	80	

MLC90A-1 S-1



 91.9 ft								
ft	°	ft	0° lb	1° lb	2° lb	3° lb	ft	
19	80.9	97.5	100,800				19	
20	80.3	97.4	92,400				20	
22	79.0	97.0	79,100	69,800	62,300		22	
24	77.7	96.5	69,000	61,700	55,600	50,400	24	
26	76.4	96.1	61,100	55,100	50,100	45,800	26	
28	75.1	95.5	54,700	49,800	45,600	41,900	28	
30	73.8	95.0	49,400	45,300	41,700	38,600	30	
32	72.5	94.3	45,000	41,500	38,400	35,700	32	
34	71.2	93.7	41,200	38,200	35,600	33,100	34	
36	69.9	92.9	38,000	35,400	33,000	30,900	36	
38	68.6	92.2	35,200	32,900	30,800	28,900	38	
40	67.2	91.3	32,700	30,700	28,900	27,200	40	
42	65.8	90.4	30,600	28,800	27,100	25,600	42	
44	64.5	89.5	28,600	27,000	25,500	24,100	44	
46	63.1	88.5	26,900	25,400	24,100	22,800	46	
48	61.6	87.4	25,300	24,000	22,800	21,600	48	
50	60.2	86.3	23,900	22,700	21,600	20,500	50	
55	56.5	83.1	20,900	19,900	19,000	18,100	55	
60	52.7	79.5	18,400	17,600	16,900	16,200	60	
65	48.6	75.4	16,300	15,700	15,100	14,500	65	
70	44.3	70.5	14,600	14,100	13,600	13,100	70	
75	39.6	64.9	13,200	12,700	12,300	11,900	75	
80	34.3	58.1	11,900	11,500	11,200	10,800	80	
85	28.2	49.7	10,800	10,500	10,200	9,900	85	
90	20.5	38.4	9,800	9,600	9,300	9,100	90	

MLC90A-1 S-1



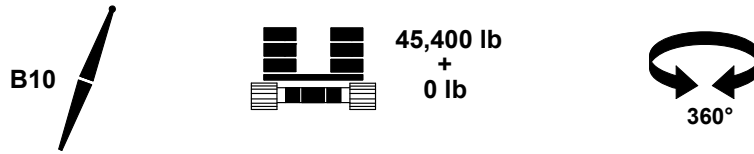
ft	°	ft	0° lb	1° lb	2° lb	3° lb	ft	
22	80.1	107.0	79,000					22
24	78.9	106.6	68,900	60,900	54,400			24
26	77.8	106.2	61,000	54,500	49,100	44,600		26
28	76.6	105.7	54,500	49,200	44,700	40,800		28
30	75.4	105.2	49,300	44,800	40,900	37,600		30
32	74.3	104.6	44,800	41,000	37,700	34,800		32
34	73.1	104.0	41,100	37,800	34,900	32,300		34
36	71.9	103.4	37,900	35,000	32,400	30,200		36
38	70.7	102.7	35,000	32,500	30,300	28,200		38
40	69.5	102.0	32,600	30,300	28,300	26,500		40
42	68.3	101.2	30,400	28,400	26,600	24,900		42
44	67.1	100.3	28,400	26,700	25,000	23,500		44
46	65.9	99.4	26,700	25,100	23,600	22,200		46
48	64.6	98.5	25,100	23,700	22,300	21,100		48
50	63.4	97.5	23,700	22,400	21,100	20,000		50
55	60.1	94.8	20,700	19,600	18,600	17,700		55
60	56.8	91.6	18,200	17,300	16,500	15,700		60
65	53.4	88.1	16,100	15,400	14,700	14,100		65
70	49.8	84.1	14,400	13,800	13,300	12,700		70
75	45.9	79.5	13,000	12,500	12,000	11,500		75
80	41.8	74.2	11,700	11,300	10,900	10,500		80
85	37.4	68.0	10,600	10,200	9,900	9,500		85
90	32.4	60.8	9,600	9,300	9,000	8,700		90
95	26.6	51.7	8,700	8,500	8,200	8,000		95

MLC90A-1 S-1



111.5 ft								
ft	°	ft	0° lb	1° lb	2° lb	3° lb	ft	
22	81.0	117.0	78,900					22
24	79.9	116.6	68,800	60,200				24
26	78.9	116.2	60,800	53,900	48,100			26
28	77.8	115.8	54,400	48,600	43,800	39,700		28
30	76.8	115.3	49,100	44,300	40,200	36,600		30
32	75.7	114.8	44,700	40,600	37,000	33,900		32
34	74.6	114.3	40,900	37,400	34,300	31,500		34
36	73.6	113.7	37,700	34,600	31,900	29,400		36
38	72.5	113.1	34,900	32,100	29,700	27,600		38
40	71.4	112.4	32,400	30,000	27,800	25,900		40
42	70.3	111.7	30,200	28,100	26,100	24,400		42
44	69.2	111.0	28,300	26,300	24,600	23,000		44
46	68.1	110.2	26,500	24,800	23,200	21,700		46
48	67.0	109.3	25,000	23,400	21,900	20,600		48
50	65.9	108.4	23,500	22,100	20,800	19,500		50
55	63.0	106.0	20,500	19,300	18,200	17,200		55
60	60.1	103.2	18,000	17,100	16,200	15,300		60
65	57.1	100.1	16,000	15,200	14,400	13,700		65
70	53.9	96.6	14,300	13,600	13,000	12,400		70
75	50.7	92.7	12,800	12,200	11,700	11,200		75
80	47.2	88.3	11,500	11,000	10,600	10,100		80
85	43.6	83.3	10,400	10,000	9,600	9,200		85
90	39.7	77.6	9,500	9,100	8,700	8,400		90
95	35.5	71.0	8,600	8,300	8,000	7,700		95
100	30.7	63.2	7,800	7,600	7,300	7,000		100
105	25.1	53.6	7,100	6,900	6,700	6,500		105

MLC90A-1 S-1



121.4 ft								
ft	°	ft	0° lb	1° lb	2° lb	3° lb	ft	
24	80.7	126.6	68,700					24
26	79.8	126.3	60,700	53,200				26
28	78.8	125.9	54,300	48,100	43,000			28
30	77.9	125.5	49,000	43,800	39,400	35,700		30
32	76.9	125.0	44,500	40,100	36,300	33,100		32
34	75.9	124.5	40,800	36,900	33,600	30,700		34
36	74.9	124.0	37,500	34,200	31,300	28,700		36
38	74.0	123.4	34,700	31,700	29,200	26,900		38
40	73.0	122.8	32,200	29,600	27,300	25,200		40
42	72.0	122.1	30,000	27,700	25,600	23,800		42
44	71.0	121.5	28,100	26,000	24,100	22,400		44
46	70.0	120.7	26,300	24,400	22,700	21,200		46
48	69.0	120.0	24,800	23,000	21,500	20,100		48
50	67.9	119.2	23,300	21,800	20,300	19,000		50
55	65.4	117.0	20,300	19,000	17,800	16,800		55
60	62.7	114.5	17,800	16,800	15,800	14,900		60
65	60.0	111.7	15,800	14,900	14,100	13,300		65
70	57.3	108.6	14,000	13,300	12,600	12,000		70
75	54.4	105.2	12,600	11,900	11,400	10,800		75
80	51.4	101.4	11,300	10,800	10,300	9,800		80
85	48.3	97.1	10,200	9,700	9,300	8,900		85
90	45.1	92.3	9,200	8,800	8,400	8,100		90
95	41.6	86.9	8,400	8,000	7,700	7,300		95
100	37.9	80.8	7,600	7,300	7,000	6,700		100
105	33.8	73.8	6,900	6,600	6,400	6,100		105
110	29.2	65.6	6,300	6,000	5,800	5,600		110
115	23.9	55.4	5,700	5,500	5,300	5,100		115

MLC90A-1 S-1



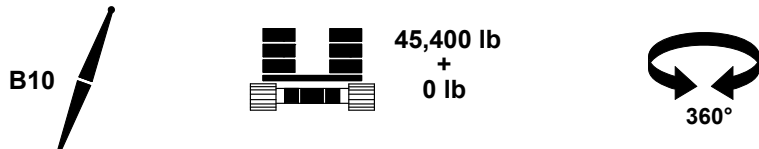
ft	°	ft	0° lb	1° lb	2° lb	3° lb	ft	
26	80.6	136.3	60,500				26	
28	79.7	135.9	54,100	47,500			28	
30	78.8	135.5	48,800	43,300	38,700		30	
32	77.9	135.1	44,400	39,600	35,600	32,300	32	
34	77.0	134.6	40,600	36,500	33,000	30,000	34	
36	76.1	134.1	37,400	33,800	30,700	28,000	36	
38	75.2	133.6	34,500	31,400	28,700	26,300	38	
40	74.3	133.1	32,100	29,300	26,800	24,700	40	
42	73.4	132.5	29,900	27,400	25,200	23,200	42	
44	72.5	131.8	27,900	25,700	23,700	21,900	44	
46	71.5	131.2	26,200	24,200	22,300	20,700	46	
48	70.6	130.5	24,600	22,800	21,100	19,600	48	
50	69.7	129.7	23,200	21,500	20,000	18,600	50	
55	67.3	127.7	20,100	18,800	17,500	16,400	55	
60	64.9	125.5	17,700	16,500	15,500	14,600	60	
65	62.5	123.0	15,600	14,700	13,800	13,000	65	
70	60.0	120.2	13,900	13,100	12,400	11,700	70	
75	57.4	117.1	12,400	11,800	11,100	10,500	75	
80	54.8	113.7	11,200	10,600	10,000	9,500	80	
85	52.1	110.0	10,100	9,600	9,100	8,600	85	
90	49.2	105.8	9,100	8,600	8,200	7,800	90	
95	46.3	101.2	8,200	7,800	7,500	7,100	95	
100	43.1	96.1	7,500	7,100	6,800	6,500	100	
105	39.8	90.4	6,800	6,500	6,200	5,900	105	
110	36.2	83.9	6,100	5,900	5,600	5,400	110	
115	32.3	76.5	5,600	5,300	5,100	4,900	115	
120	27.9	67.7	5,000	4,800	4,700	4,500	120	
125	22.8	57.0	4,600	4,400	4,200	4,100	125	

MLC90A-1 S-1



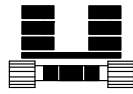
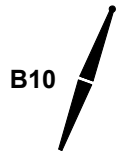
ft	°	ft	0° lb	1° lb	2° lb	3° lb	ft	
28	80.4	145.9	54,000				28	
30	79.6	145.5	48,700	42,800			30	
32	78.7	145.2	44,200	39,200	35,000		32	
34	77.9	144.7	40,400	36,100	32,400	29,300	34	
36	77.1	144.3	37,200	33,400	30,100	27,300	36	
38	76.2	143.8	34,400	31,000	28,100	25,600	38	
40	75.4	143.3	31,900	28,900	26,300	24,000	40	
42	74.6	142.7	29,700	27,000	24,700	22,600	42	
44	73.7	142.1	27,700	25,300	23,200	21,400	44	
46	72.9	141.5	26,000	23,800	21,900	20,200	46	
48	72.0	140.9	24,400	22,400	20,700	19,100	48	
50	71.2	140.2	23,000	21,200	19,600	18,100	50	
55	69.0	138.4	19,900	18,500	17,100	15,900	55	
60	66.8	136.3	17,400	16,200	15,100	14,100	60	
65	64.6	134.0	15,400	14,400	13,500	12,600	65	
70	62.3	131.5	13,700	12,800	12,000	11,300	70	
75	60.0	128.7	12,200	11,500	10,800	10,100	75	
80	57.6	125.6	10,900	10,300	9,700	9,100	80	
85	55.1	122.2	9,800	9,300	8,800	8,300	85	
90	52.6	118.5	8,900	8,400	7,900	7,500	90	
95	50.0	114.5	8,000	7,600	7,200	6,800	95	
100	47.3	110.0	7,200	6,800	6,500	6,100	100	
105	44.4	105.1	6,500	6,200	5,900	5,600	105	
110	41.4	99.7	5,900	5,600	5,300	5,000	110	
115	38.2	93.6	5,300	5,100	4,800	4,600	115	
120	34.8	86.8	4,800	4,600	4,400	4,100	120	
125	31.0	79.0	4,300	4,100	3,900		125	
130	26.8	69.8	3,900				130	

MLC90A-1 S-1



150.9 ft							
ft	°	ft	0° lb	1° lb	2° lb	3° lb	ft
30	80.3	155.6	48,500				30
32	79.5	155.2	44,000	38,700			32
34	78.7	154.8	40,300	35,600	31,800		34
36	77.9	154.4	37,000	33,000	29,600	26,700	36
38	77.2	153.9	34,200	30,600	27,600	25,000	38
40	76.4	153.4	31,700	28,500	25,800	23,500	40
42	75.6	152.9	29,500	26,700	24,200	22,100	42
44	74.8	152.4	27,500	25,000	22,800	20,800	44
46	74.0	151.8	25,800	23,500	21,500	19,700	46
48	73.2	151.2	24,200	22,100	20,300	18,600	48
50	72.4	150.6	22,800	20,900	19,200	17,600	50
55	70.4	148.9	19,700	18,200	16,800	15,500	55
60	68.4	147.0	17,200	16,000	14,800	13,700	60
65	66.3	144.9	15,200	14,100	13,100	12,200	65
70	64.2	142.5	13,500	12,600	11,700	10,900	70
75	62.1	140.0	12,000	11,200	10,500	9,800	75
80	59.9	137.2	10,700	10,100	9,400	8,800	80
85	57.7	134.1	9,600	9,000	8,500	7,900	85
90	55.4	130.8	8,600	8,100	7,600	7,200	90
95	53.1	127.1	7,800	7,300	6,900	6,500	95
100	50.6	123.1	7,000	6,600	6,200	5,800	100
105	48.1	118.8	6,300	6,000	5,600	5,300	105
110	45.5	114.1	5,700	5,400	5,100	4,800	110
115	42.8	108.9	5,100	4,800	4,600	4,300	115
120	39.9	103.1	4,600	4,300	4,100	3,900	120
125	36.8	96.7	4,100	3,900			125

MLC90A-1 S-1

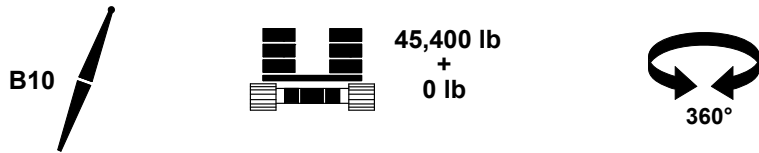


45,400 lb
+
0 lb



ft	°	ft	0° lb	1° lb	2° lb	3° lb	ft
30	80.9	165.5	48,300				30
32	80.1	165.2	43,900				32
34	79.4	164.8	40,100	35,200			34
36	78.7	164.4	36,800	32,600	29,000		36
38	78.0	164.0	34,000	30,200	27,000	24,300	38
40	77.2	163.6	31,500	28,200	25,300	22,900	40
42	76.5	163.1	29,300	26,300	23,700	21,500	42
44	75.8	162.6	27,300	24,600	22,300	20,300	44
46	75.0	162.0	25,600	23,100	21,000	19,100	46
48	74.3	161.5	24,000	21,800	19,800	18,100	48
50	73.5	160.9	22,600	20,500	18,800	17,200	50
55	71.7	159.3	19,500	17,900	16,400	15,100	55
60	69.8	157.5	17,000	15,700	14,400	13,300	60
65	67.9	155.6	15,000	13,800	12,800	11,800	65
70	65.9	153.4	13,200	12,300	11,400	10,500	70
75	63.9	151.0	11,800	10,900	10,200	9,400	75
80	61.9	148.4	10,500	9,800	9,100	8,500	80
85	59.9	145.6	9,400	8,700	8,200	7,600	85
90	57.8	142.6	8,400	7,800	7,300	6,800	90
95	55.7	139.3	7,500	7,000	6,600	6,100	95
100	53.5	135.7	6,800	6,300	5,900	5,500	100
105	51.2	131.8	6,100	5,700	5,300	4,900	105
110	48.9	127.5	5,400	5,100	4,800	4,400	110
115	46.5	122.9	4,900	4,600	4,300	4,000	115
120	43.9	117.9	4,400	4,100	3,800		120
125	41.3	112.4	3,900				125

MLC90A-1 S-1



170.6 ft								
ft	°	ft	0° lb	1° lb	2° lb	3° lb	ft	
32	80.7	175.2	43,700					32
34	80.0	174.8	39,900					34
36	79.3	174.5	36,600	32,100				36
38	78.7	174.1	33,800	29,800	26,500			38
40	78.0	173.6	31,300	27,800	24,800	22,300		40
42	77.3	173.2	29,100	26,000	23,300	21,000		42
44	76.6	172.7	27,100	24,300	21,900	19,800		44
46	75.9	172.2	25,400	22,800	20,600	18,700		46
48	75.2	171.7	23,800	21,500	19,400	17,700		48
50	74.5	171.1	22,400	20,200	18,400	16,700		50
55	72.8	169.7	19,300	17,600	16,000	14,700		55
60	71.0	168.0	16,800	15,400	14,100	13,000		60
65	69.2	166.2	14,800	13,600	12,500	11,500		65
70	67.4	164.1	13,000	12,000	11,100	10,200		70
75	65.6	161.9	11,600	10,700	9,900	9,100		75
80	63.7	159.5	10,300	9,500	8,800	8,200		80
85	61.8	156.9	9,200	8,500	7,900	7,300		85
90	59.9	154.1	8,200	7,600	7,100	6,600		90
95	57.9	151.1	7,400	6,800	6,300	5,900		95
100	55.9	147.8	6,600	6,100	5,700	5,300		100
105	53.8	144.2	5,900	5,500	5,100	4,700		105
110	51.7	140.4	5,300	4,900	4,500	4,200		110
115	49.5	136.2	4,700	4,400	4,000			115
120	47.3	131.8	4,200	3,900				120

MLC90A-1 S-1



180.4 ft								
ft	°	ft	0° lb	1° lb	2° lb	3° lb	ft	
34	80.6	184.8	39,700					34
36	79.9	184.5	36,500	31,700				36
38	79.3	184.1	33,600	29,500				38
40	78.6	183.7	31,100	27,400				40
42	78.0	183.3	28,900	25,600	24,300		20,400	42
44	77.3	182.8	26,900	24,000	21,400		19,200	44
46	76.7	182.4	25,200	22,500	20,200		18,200	46
48	76.0	181.9	23,600	21,100	19,000		17,200	48
50	75.4	181.3	22,200	19,900	18,000		16,300	50
55	73.7	179.9	19,100	17,300	15,700		14,200	55
60	72.1	178.4	16,600	15,100	13,800		12,500	60
65	70.4	176.7	14,500	13,300	12,100		11,100	65
70	68.7	174.8	12,800	11,700	10,800		9,900	70
75	67.0	172.7	11,300	10,400	9,600		8,800	75
80	65.2	170.5	10,100	9,300	8,500		7,800	80
85	63.5	168.0	9,000	8,300	7,600		7,000	85
90	61.7	165.4	8,000	7,400	6,800		6,200	90
95	59.9	162.6	7,100	6,600	6,000		5,500	95
100	58.0	159.5	6,300	5,900	5,400		4,900	100
105	56.1	156.3	5,700	5,200	4,800		4,400	105
110	54.2	152.8	5,000	4,600	4,200		3,900	110
115	52.2	149.0	4,500	4,100				115
120	50.1	144.9	3,900					120