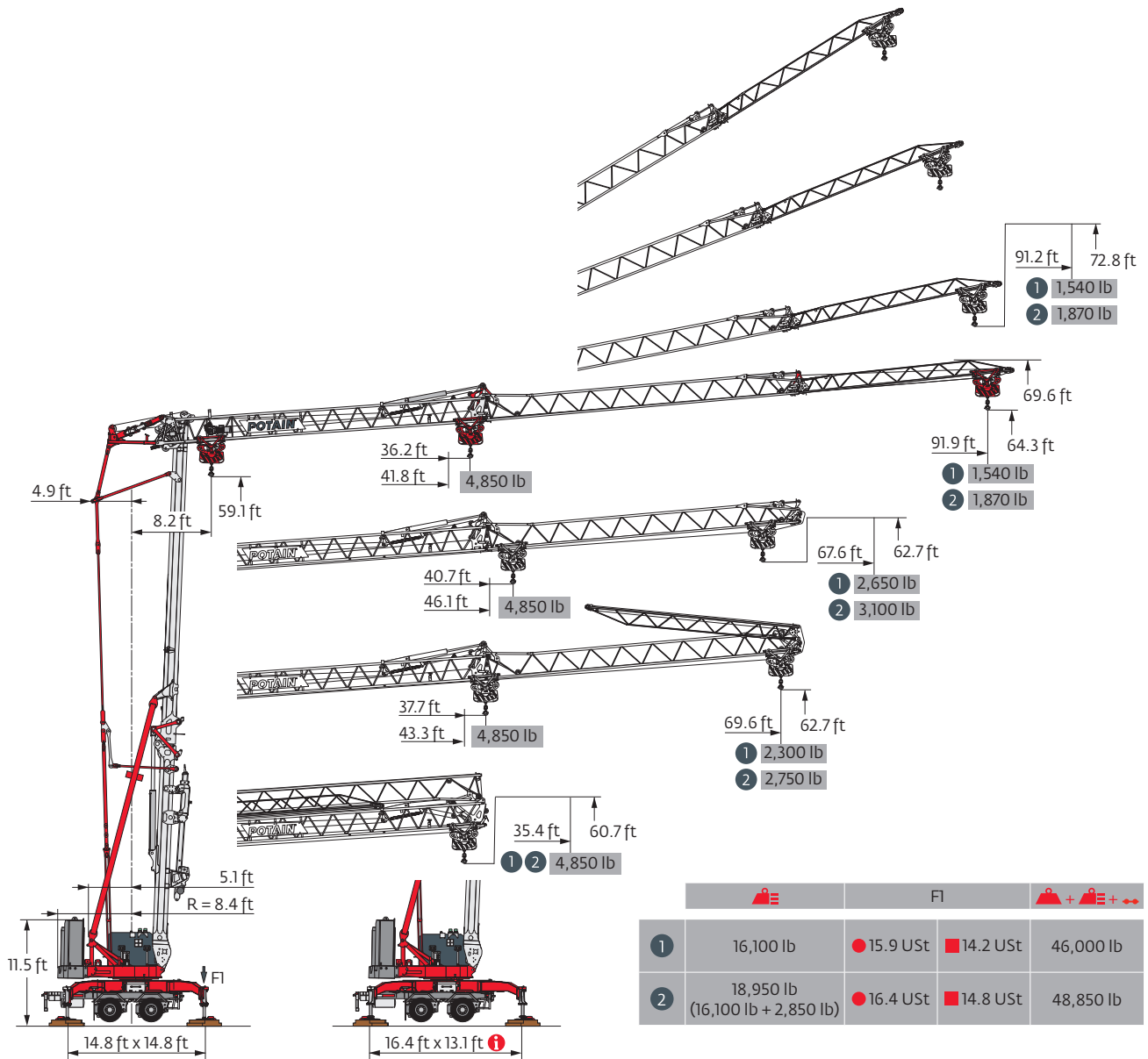
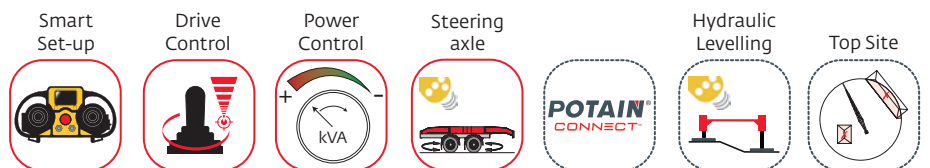


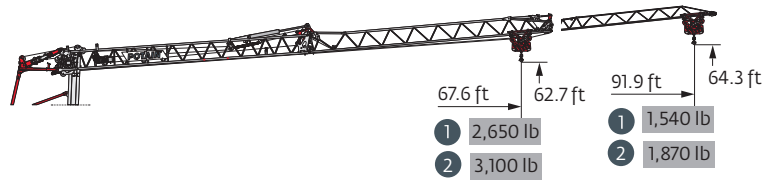
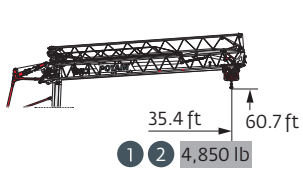
Hup M 28-22 A



		FI		
1	16,100 lb	● 15.9 USt	■ 14.2 USt	46,000 lb
2	18,950 lb (16,100 lb + 2,850 lb)	● 16.4 USt	■ 14.8 USt	48,850 lb



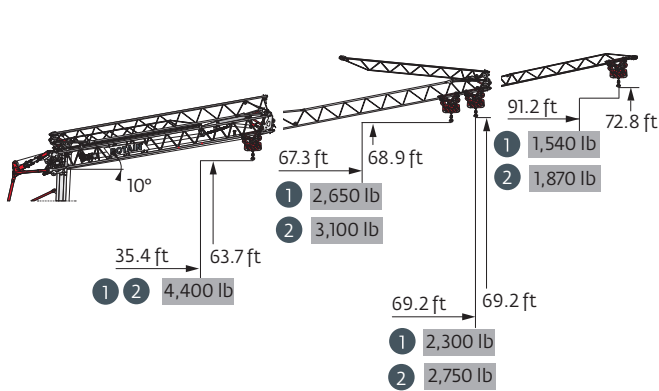
Load curves



92 ft		8.2 ▶ 35.4 ft	8.2 ▶ 36.2	39	41.8	43	46	49	53	56	59	62	66	72	79	85	91.9	ft	
		1 4,850 lb	4,850	4,400	-	3,950	3,650	3,350	3,100	2,850	2,700	2,500	2,350	2,090	1,880	1,700	1,540	lb	
		2 4,850 lb	4,850 4,750 4,350 4,000 3,700 3,450 3,200 3,000 2,850 2,500 2,250 2,050 1,870															lb	
68 ft		8.2 ▶ 35.4 ft	8.2 ▶ 40.7	43	46	46.1	49	53	56	59	62	66	67.6						ft
		1 4,850 lb	4,850	4,600	4,200	-	3,850	3,600	3,350	3,100	2,900	2,750	2,650						lb
		2 4,850 lb	4,850 4,500 4,150 3,900 3,600 3,400 3,200 3,100															lb	



92 ft		8.2 ▶ 37.7	39	43	43.3	46	53	59	66	69.6									ft
		1 4,850 lb	4,600	4,200	-	3,850	3,250	2,850	2,500	2,300									lb
		2 4,850 lb	4,850 4,500 3,850 3,350 2,950 2,750															lb	

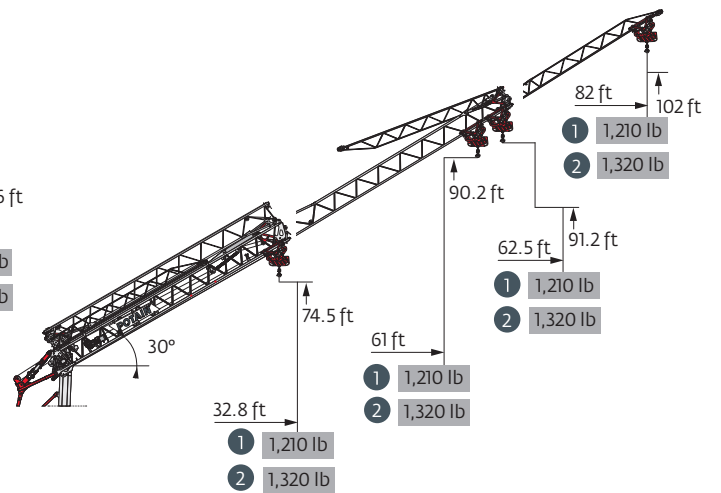
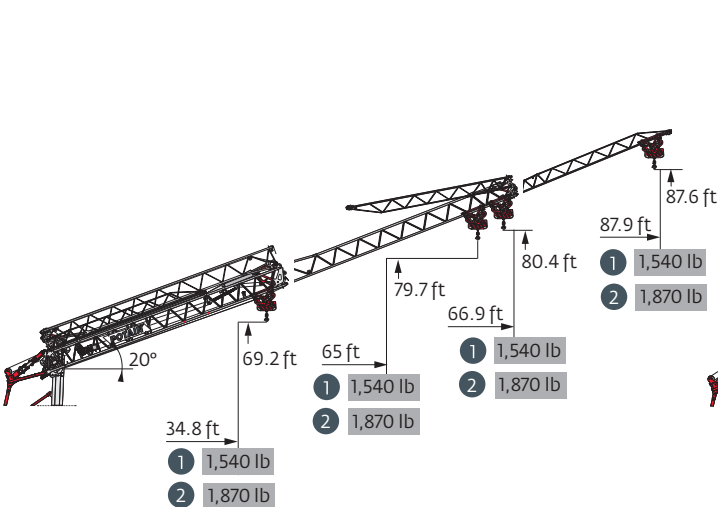


92 ft		8.2 ▶ 38.9	43	44.9	49	56	59	66	79	85	91.2									ft
		1 4,400 lb	3,950	-	3,300	2,850	2,650	2,350	1,860	1,680	1,540									lb
		2 4,400 lb	4,400 3,950 3,400 3,200 2,800 2,250 2,040 1,870															lb		










68 ft		8.2 ▶ 43.9	49	49.8	53	59	66	67.3											ft
		1 4,400 lb	3,850	-	3,550	3,100	2,700	2,650											lb
		2 4,400 lb	4,400 4,150 3,600 3,200 3,100															lb	



92 ft		8.2 ▶ 40.6	46	46.7	49	53	59	66	69.2									ft
		1 4,400 lb	3,800	-	3,500	3,250	2,800	2,450	2,300									lb
		2 4,400 lb	4,400 4,150 3,850 3,350 2,950 2,750															lb

92 ft		8.2 ▶ 35.4 ft																
		1 4,400 lb																
68 ft		2 4,400 lb																

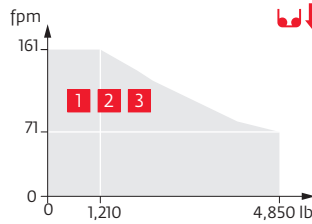
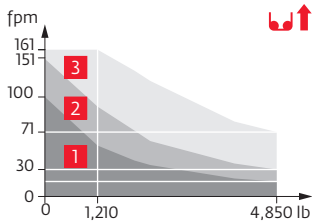


Mechanisms

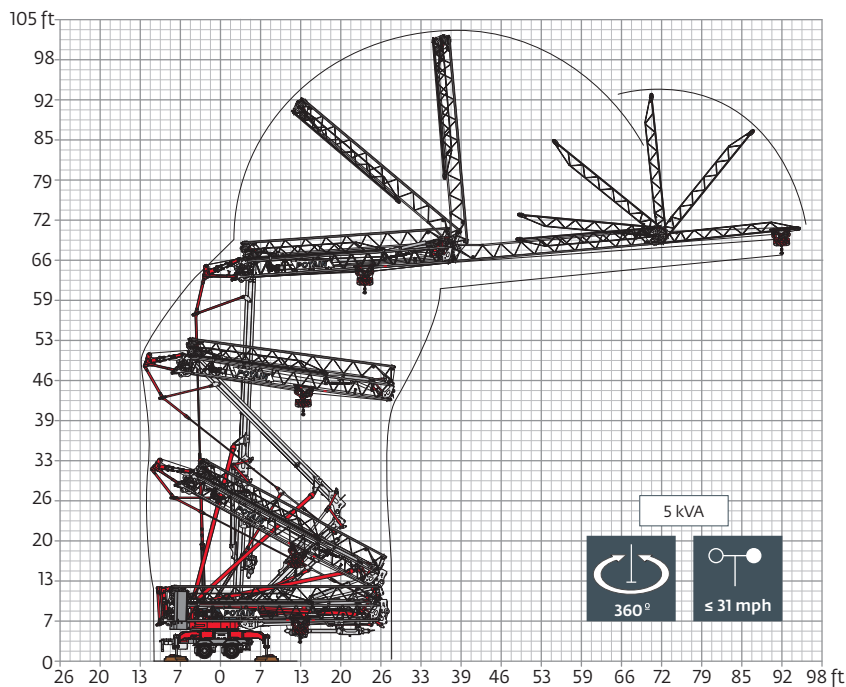
230 V - 60 Hz 480 V - 60 Hz								hp	kW	
	10 LVF 11 Optima	230 V 	fpm	5	16	34	39	56	3.3	2.4
		20 A 	lb	4,850	4,850	2,200	1,870	1,210		
		230 V 	fpm	5	30	61	72	98	5.2	3.8
		32 A 	lb	4,850	4,850	2,200	1,870	1,210		
		480 V 	fpm	5	71	126	138	161	10	7.5
			lb	4,850	4,850	2,200	1,870	1,210		
	2 DVF 4 Optima	fpm	6	92	115	135	156	2	1.5	
		lb	4,850	4,850	2,400	1,320	440			
	HPS 131	rpm	0 → 0.8					4	3	

 IEC 60204-32	kVA
230 V (+6% -10%) 60 Hz	230 V 20 A: 4.6 kVA
480 V (+6% -10%) 60 Hz	230 V 32 A: 7.4 kVA
	480 V: 13 → 9 kVA 

10 LVF 11 Optima

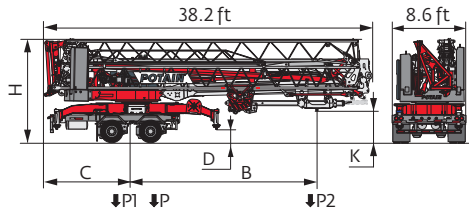


Erection



Transport

North America Highway Axle



	mph	Weight without load, without ballast, without transport axles, with max. jib and standard height	B (ft)	C (ft)	D (ft)	H (ft)	K (ft)	P (lb)	P1 (lb)	P2 (lb)
TS014/S2-054A	50	16,100 lb	21.6	10.1	1.3	11.9	3.8/4	46,220	43,100	3,120
	50	18,950 lb	21.6	10.1	1.3	11.9	3.8/4	49,080	42,420	6,660

The reactions meet the EN 14439 and ASCE 7-10 specifications for "out of service" wind conditions, provided the illustrated wind speed matches required design wind speed for the location of the tower crane. The "out of service" design wind speed was determined in accordance with ASCE 7-10, Figure 26.5-1A. The wind velocity, used for this configuration was 98 mph (158 kph), which represents a nominal design 3-second wind gust at 33 ft (10 m) above ground for Exposure B category. A factor of 0.85 was applied to the 700-year ultimate design wind speed of 115 mph (185 kph), per ASCE 37-02, with the assumption that this crane is considered a temporary structure used during a construction period of 2 years or less.

- Rear slewing radius
- Reactions in service
- Reactions out of service
- Standard equipment
- Options
- Weight without load, without ballast, without transport axles, with max. jib and standard height
- Total ballast weight
- Transport axles
- Transport of crane with full ballast
- Power Control Function: winch speeds adapted to the available power
- Hoisting
- Trolleying
- Slewing
- Required power
- 60 Hz Single phase
- Consult us

Hook heights given with plated pulley block

This commercial document is not legally binding

For any technical information, please refer to the corresponding instructions

